

On temperature-dependent anisotropies of upper critical field and London penetration depth

V. G. Kogan,^{1,*} R. Prozorov,^{1,†} and A. E. Koshelev^{2,‡}

¹*The Ames Laboratory and Department of Physics and Astronomy Iowa State University, Ames, IA 50011*

²*Materials Science Division, Argonne National Laboratory, 9700 South Cass Ave., Lemont, Illinois, 60439*

(Dated: 3 July 2019)

We show on a few examples of one-band materials with spheroidal Fermi surfaces and anisotropic order parameters that anisotropies γ_H of the upper critical field and γ_λ of the London penetration depth depend on temperature, the feature commonly attributed to multi-band superconductors. The parameters γ_H and γ_λ may have opposite temperature dependencies or may change in the same direction depending on Fermi surface shape and on character of the gap nodes. For two-band systems, the behavior of anisotropies is affected by the ratios of bands densities of states, Fermi velocities, anisotropies, and order parameters. We investigate in detail the conditions determining the directions of temperature dependences of the two anisotropy factors.

INTRODUCTION

In many superconductors anisotropy parameters of the upper critical field, $\gamma_H = H_{c2,ab}/H_{c2,c}$, and of the London penetration depth, $\gamma_\lambda = \lambda_c/\lambda_{ab}$, are not equal. Moreover, they may have different temperature dependencies. In conventional one-band s-wave materials, these parameters for a long time were considered the same and T independent. MgB₂ is a good example of the current situation: $\gamma_H(T)$ decreases on warming, whereas γ_λ increases [1–5]. Up to date, the T dependence of the anisotropy parameters is considered by many as caused by a multi-band character of materials in question with the common reference to MgB₂. In this work we develop an approximate method to evaluate $\gamma(T)$ that can be applied with minor modifications to various situations of different order parameter symmetries and Fermi surfaces, two bands included. In particular, we show that even in the one-band case γ 's and their T dependencies may differ if the Fermi surface is not a sphere or the order parameter Δ is not pure s-wave. Our conclusions challenge the common belief that temperature dependence of γ is always related to multi-band topology of Fermi surfaces.

We focus on the clean limit for two major reasons. Commonly after discovery of a new superconductor, an effort is made to obtain as clean single crystals as possible since those provide a better chance to study the underlying physics. A proper description of scattering in multi-band case would have lead to a multitude of scattering parameters which cannot be easily controlled or separately measured. Besides, in general, the scattering suppresses the anisotropy of H_{c2} , the central quantity of interest in this work.

To begin, it is worth recalling that the problem of the second-order phase transition at the upper critical field $H_{c2}(T)$ has little in common with the problem of a weak field penetration into superconductors, thus *a priori* one should not expect $\gamma_H = \gamma_\lambda$. Still, at the critical tem-

perature T_c the Ginzburg-Landau (GL) theory requires $\gamma_H(T_c) = \gamma_\lambda(T_c)$ because both are described in terms of the same mass tensor.

At $H_{c2}(T)$, the order parameter $\Delta(\mathbf{r}, T, \mathbf{k}_F) = \Psi(\mathbf{r}, T) \Omega(\mathbf{k}_F) \rightarrow 0$, and Eilenberger equations for weak coupling superconductors can be linearized. The factor $\Omega(\mathbf{k}_F)$ here describes the \mathbf{k}_F dependence of Δ and is normalized so that the average over the full Fermi surface $\langle \Omega^2 \rangle = 1$.

At the second-order phase transition at H_{c2} , the basic self-consistency equation of the theory can be written as [6]:

$$\Psi \ln \frac{T}{T_c} = \int_0^\infty d\rho \ln \tanh \frac{\pi T \rho}{\hbar} \langle \Omega^2 \mathbf{v} \mathbf{\Pi} e^{-\rho \mathbf{v} \cdot \mathbf{\Pi}} \Psi \rangle. \quad (1)$$

Here, \mathbf{v} is the Fermi velocity, $\mathbf{\Pi} = \nabla + 2\pi i \mathbf{A}/\phi_0$, \mathbf{A} is the vector potential, and ϕ_0 is the flux quantum. In comparison to the traditional form of this equation involving sums over the Matsubara frequencies, this form contains only integrals relatively easy to deal with.

Typically, the temperature dependences of the anisotropy factors are monotonic. Therefore, to determine the direction of these dependences, it is sufficient to evaluate anisotropy values at the transition temperature and at $T=0$.

γ_H and γ_λ at T_c

In this domain, the gradients $\mathbf{\Pi} \sim \xi^{-1} \rightarrow 0$ (ξ is the order of magnitude of the coherence length), and one can keep in the expansion of $\exp(-\rho \mathbf{v} \cdot \mathbf{\Pi})$ in the integrand (1) only the linear term to obtain:

$$-\Psi \delta t = \frac{7\zeta(3)\hbar^2}{16\pi^2 T_c^2} \langle \Omega^2 (\mathbf{v} \cdot \mathbf{\Pi})^2 \Psi \rangle, \quad \delta t = 1 - T/T_c. \quad (2)$$

This is, in fact, the anisotropic version of linearized GL equation $-\xi_{ik}^2 \Pi_i \Pi_k \Psi = \Psi$ with [7]

$$\xi_{ik}^2 = \frac{7\zeta(3)\hbar^2}{16\pi^2 T_c^2 \delta t} \langle \Omega^2 v_i v_k \rangle. \quad (3)$$

The anisotropy parameter for uniaxial materials then readily follows:

$$\gamma_H^2(T_c) = \left(\frac{H_{c2,a}}{H_{c2,c}} \right)^2 = \frac{\xi_{aa}^2}{\xi_{cc}^2} = \frac{\langle \Omega^2 v_a^2 \rangle}{\langle \Omega^2 v_c^2 \rangle}. \quad (4)$$

As mentioned above, the anisotropy of the London penetration depth γ_λ at T_c is the same as that of H_{c2} :

$$\gamma_\lambda^2(T_c) = \frac{\lambda_c^2}{\lambda_{ab}^2} = \gamma_H^2(T_c) = \frac{\langle \Omega^2 v_a^2 \rangle}{\langle \Omega^2 v_c^2 \rangle}. \quad (5)$$

This can be proven also directly using a general expression for the tensor $\lambda_{ik}^{-2}(T)$, see e.g. [8]. Since $\gamma_\lambda(T_c)$ always coincides with $\gamma_H(T_c)$, in further considerations we drop the subscript, i.e., $\gamma(T_c) = \gamma_\lambda(T_c) = \gamma_H(T_c)$.

In the following we adopt Fermi surface as a spheroid with the symmetry axis z . The Fermi surface average of a function $A(\theta, \phi)$ is evaluated in the Appendix A:

$$\langle A(\theta, \phi) \rangle = \frac{\sqrt{\epsilon}}{4\pi} \int \frac{A(\theta, \phi)}{\Gamma(\theta, \epsilon)^{3/2}} \sin \theta d\theta d\varphi, \quad (6)$$

$$\Gamma = \sin^2 \theta + \epsilon \cos^2 \theta.$$

Here ϵ is the squared ratio of spheroid axes, θ and φ are the polar and azimuthal angles, respectively.

γ_H and γ_λ at $T = 0$

The low-temperature orbital H_{c2} determined by Eq. (1) can be approximately evaluated using variational approach with the anisotropic lowest Landau level wave function as a trial, see Appendix . This gives the low-temperature anisotropy factor

$$\gamma_H(0) \approx \gamma_o \exp \left[- \left\langle \Omega^2 \ln \left(\frac{v_x^2 + \gamma_o^2 v_z^2}{v_x^2 + v_y^2} \right) \right\rangle \right], \quad (7)$$

where the optimal variational parameter γ_o has to be evaluated from equation

$$\left\langle \Omega^2 \frac{v_x^2 - \gamma_o^2 v_z^2}{v_x^2 + \gamma_o^2 v_z^2} \right\rangle = 0. \quad (8)$$

According to Ref. [8], the anisotropy of the penetration depth at $T = 0$ in the clean case is given by

$$\gamma_\lambda^2(0) = \frac{\langle v_x^2 \rangle}{\langle v_z^2 \rangle}. \quad (9)$$

Neither gap nor its anisotropy enter this result, i.e. $\gamma_\lambda(0)$ in the clean case depends only on the shape of the Fermi surface. The physical reason for this is the Galilean invariance of the superflow in the absence of scattering: looking at the superflow in the frame attached to a moving element, one sees all charged particles taking part in the supercurrent independently of their energy spectrum, so that the penetration depth $\lambda(0)$ depends only on the total carriers density.

SINGLE-BAND ANISOTROPIES

$\Omega = 1$, isotropic s-wave.

We start with the simplest case of a constant gap on a Fermi spheroid. In this case $\gamma_\lambda^2 = \langle v_x^2 \rangle / \langle v_z^2 \rangle$ both at $T = 0$ and T_c . With the help of Appendix A, we find

$$\langle v_x^2 \rangle = v_{ab}^2 \frac{\sqrt{\epsilon}}{4\pi} \int \frac{\sin^3 \theta \cos^2 \varphi}{\Gamma^{5/2}} d\theta d\varphi = \frac{v_{ab}^2}{3},$$

$$\langle v_z^2 \rangle = v_{ab}^2 \frac{\epsilon^{5/2}}{4\pi} \int \frac{\sin \theta \cos^2 \theta}{\Gamma^{5/2}} d\theta d\varphi = \frac{v_{ab}^2 \epsilon}{3}. \quad (10)$$

Thus, $\gamma_\lambda = 1/\sqrt{\epsilon}$ and it is T independent. In particular, this means that $\gamma_H(T_c) = 1/\sqrt{\epsilon}$ as well. In fact, this is just GL results: at T_c , $\gamma_\lambda = \gamma_H = \sqrt{m_c/m_{ab}}$.

To find $\gamma_H(0)$ we note that the trial lowest Landau wave function with $\gamma_o = 1/\sqrt{\epsilon}$ is actually exact solution of Eq. (1) for the in-plane field orientation. In this case Eq. (7) in spherical coordinates θ, φ takes the form:

$$\gamma_H(0) = \frac{1}{\sqrt{\epsilon}} \exp \left[- \frac{\sqrt{\epsilon}}{4\pi} \int \frac{\sin \theta d\theta d\varphi}{\Gamma(\theta)^{3/2}} \ln (\cos^2 \varphi + \epsilon \cot^2 \theta) \right] \quad (11)$$

One can show that the double integral here vanishes meaning that $\gamma_H(0) = 1/\sqrt{\epsilon}$. Thus, for isotropic s-wave, temperature independent anisotropies are $\gamma_\lambda = \gamma_H = 1/\sqrt{\epsilon}$.

$\Omega = \Omega_0 \cos 2\varphi$, d-wave on Fermi spheroid

If the spheroid symmetry axis coincides with z of the $d_{x^2-y^2}$ order parameter, the standard normalization gives $\Omega_0^2 = 2$. Since zero- T anisotropy of λ is independent of the order parameter symmetry, we have $\gamma_\lambda(0) = 1/\sqrt{\epsilon}$, the same as for s-wave. This is the case of all examples considered in this section. At T_c we have:

$$u_x^2 = \langle \Omega^2 v_x^2 \rangle = \frac{\Omega_0^2 v_{ab}^2}{6}, \quad u_z^2 = \langle \Omega^2 v_z^2 \rangle = \frac{\Omega_0^2 v_{ab}^2}{6} \epsilon \quad (12)$$

and, according to Eq. (5), $\gamma_\lambda(T_c) = 1/\sqrt{\epsilon}$. Hence, λ -anisotropies for s- and d-wave symmetries are the same, that is somewhat surprising.

The calculation of the low-temperature H_{c2} anisotropy from Eqs. (7) and (8) is more involved. In addition, with decreasing temperature the in-plane upper critical field acquires dependence on the azimuth angle ϕ_0 between the field and direction of the maximal order parameter. Correspondingly, the H_{c2} anisotropy factor also has such dependence. We will keep the y axis along the direction of magnetic field, meaning that the weight function $\Omega(\varphi)$ in the angular averaging has to be modified as $\Omega(\varphi) = -\sqrt{2} \cos[2(\varphi - \varphi_0)]$. The angular averages in Eqs. (7) and (8) can be done analytically. The results, however, are somewhat cumbersome and presented in the

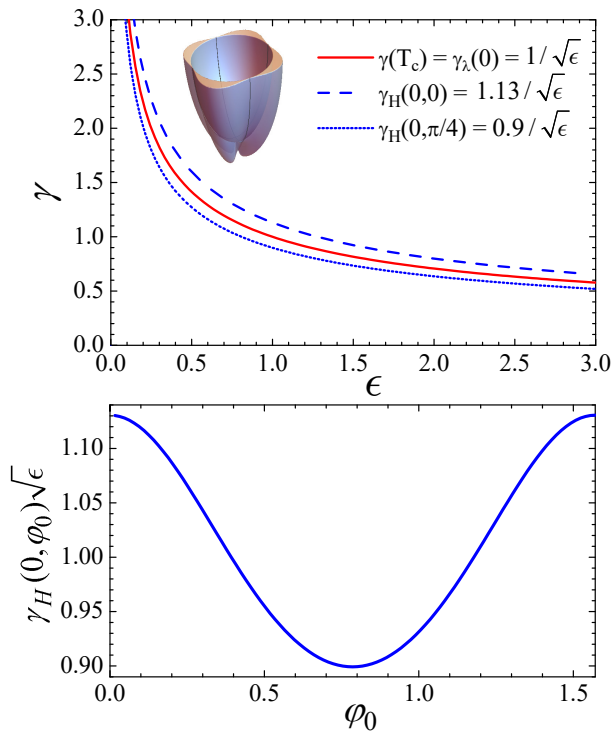


FIG. 1. (Color online) *The upper panel:* d-wave anisotropies γ vs. ellipticity ϵ . The red curve is $\gamma(T_c) = \gamma_\lambda(0) = 1/\sqrt{\epsilon}$. The blue curves are $\gamma_H(0, \varphi_0)$ for the in-plane $H_{c2,y}$ parallel to the direction of the order-parameter maximum ($\varphi_0 = 0$) shown as dashed line, and parallel to the nodal direction ($\varphi_0 = \pi/4$) shown as dotted line. The inset illustrates the behavior of Ω^2 at the Fermi spheroid. *The lower panel* shows the angular dependence $\gamma_H(0, \varphi_0)\sqrt{\epsilon}$.

Appendix . The computed dependences of $\gamma_H(0, \varphi_0)$ on the ellipticity ϵ are shown in the upper panel of Fig. 1. The blue dashed curve is $\gamma_H(0, 0)$, the dotted-blue is $\gamma_H(0, \pi/4)$, and the red solid curve is $\gamma(T_c) = 1/\sqrt{\epsilon}$. Hence, $\gamma_H(0, 0)$ decreases on warming by 13%, whereas $\gamma_H(0, \pi/4)$ increases by 10%. We also note that the H_{c2} anisotropy at $\varphi_0 = \pi/8$ is temperature independent. At the lower panel we show the angular dependence of the product $\gamma_H(0, \varphi_0)\sqrt{\epsilon}$ which does not depend of ϵ . Hence, one expects the in-plane H_{c2} to vary by about 25% being rotated relative to the c crystal axis leading to the same variation of the $\gamma_H(0, \varphi_0)$.

$\Omega = \Omega_0 \cos \theta$, an equatorial line node

The equatorial nodal line is a feature for one of realizations of the p-wave order parameter. Again, at $T = 0$ one has $\gamma_\lambda(0) = 1/\sqrt{\epsilon}$. The anisotropy factor at T_c is

$$\gamma^2(T_c) = \frac{\langle \Omega^2 v_x^2 \rangle}{\langle \Omega^2 v_z^2 \rangle} = \frac{\int_0^1 x^2 (1-x^2) \Gamma^{-5/2} dx}{2\epsilon^2 \int_0^1 x^4 \Gamma^{-5/2} dx}, \quad (13)$$

where $x = \cos \theta$ and $\Gamma(x) = 1 - (1-\epsilon)x^2$. Integrations here can be done analytically and the result is presented in Appendix . The computed anisotropy factor at T_c is plotted as the solid-red curve in Fig. 2. We can see that the shape of order parameter reduces this factor in comparison with the Fermi-surface anisotropy which is represented by $\gamma_\lambda(0)$ (blue dashed line). As a consequence, γ_λ decreases substantially on warming.

For evaluating $\gamma_H(0)$, we need to compute averages in Eqs. (7) and (8). The normalization constant from the condition $\Omega_0^2 \langle \cos^2 \theta \rangle = 1$ can be found as

$$\Omega_0^2 = \frac{(1-\epsilon)^{3/2}}{\sqrt{1-\epsilon} - \sqrt{\epsilon} \arcsin \sqrt{1-\epsilon}}, \quad (14)$$

(for $\epsilon < 1$), see Appendix . The average in Eq. (8) for the optimal variational anisotropy factor can be reduced to

$$\left\langle \Omega^2 \frac{v_x^2 - \gamma_o^2 v_z^2}{v_x^2 + \gamma_o^2 v_z^2} \right\rangle = 1 - \Omega_0^2 \sqrt{\epsilon} \int_0^1 \frac{x^2 dx}{\Gamma^{3/2}} \frac{2\gamma_o \epsilon x}{\sqrt{1 - (1 - \gamma_o^2 \epsilon^2) x^2}} \quad (15)$$

This integral can be taken analytically leading to a somewhat cumbersome result which is presented in Appendix . The angular average in Eq. (7) for the zero-temperature H_{c2} anisotropy can be reduced to the following integral

$$\begin{aligned} & \left\langle \Omega^2 \ln \left(\frac{v_x^2 + \gamma_o^2 v_z^2}{v_x^2 + v_y^2} \right) \right\rangle \\ &= 2\Omega_0^2 \sqrt{\epsilon} \int_0^1 \frac{x^2 dx}{\Gamma^{3/2}} \ln \frac{\gamma_o \epsilon x + \sqrt{1 - (1 - \gamma_o^2 \epsilon^2) x^2}}{2\sqrt{1-x^2}}, \quad (16) \end{aligned}$$

which we compute numerically. The resulting dependence of $\gamma_H(0)$ vs ϵ is shown by the blue-dotted curve in Fig. 2. We can see that it is smaller than $\gamma(T_c)$ meaning that it is reduced even stronger with respect to the Fermi surface anisotropy $1/\sqrt{\epsilon}$. Thus, γ_λ decreases on warming whereas γ_H is slightly increasing.

$\Omega = \Omega_0 \sin \theta$, two polar point nodes

Two polar point nodes also may realize in the case of the p-wave order parameter. Calculations in this case are similar to the previous one. Similar to Eq. (13), the anisotropy factor at T_c is

$$\gamma^2(T_c) = \frac{\int_0^1 (1-x^2)^2 \Gamma^{-5/2} dx}{2\epsilon^2 \int_0^1 x^2 (1-x^2) \Gamma^{-5/2} dx}. \quad (17)$$

The analytical result is given in Appendix . The computed anisotropy factor at T_c is presented in Fig. 3 by the solid-red curve. We can see that, in contrast to the case of equatorial node line, the order-parameter anisotropy enlarges this factor in comparison with the Fermi-surface

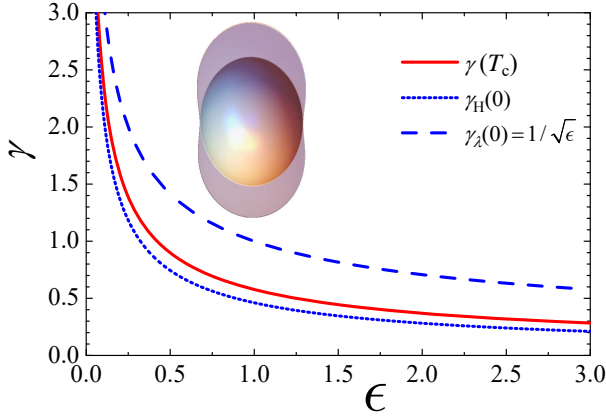


FIG. 2. (Color online) $\gamma(\epsilon)$ for the order parameter with equatorial line node. The red curve is $\gamma(T_c)$. The blue dashed curve is $\gamma_\lambda(0) = 1/\sqrt{\epsilon}$. The dotted-blue is $\gamma_H(0)$.

anisotropy $\gamma_\lambda(0) = 1/\sqrt{\epsilon}$ (blue dashed line). Consequently, γ_λ increases on warming.

To compute $\gamma_H(0)$, we again have to evaluate averages in Eqs. (7) and (8). The normalization constant has to be found from the condition $\Omega_0^2 \langle \sin^2 \theta \rangle = 1$. As $\langle \sin^2 \theta \rangle = 1 - \langle \cos^2 \theta \rangle$, we can use the result from Appendix giving in the case $\epsilon < 1$

$$\Omega_0^2 = \frac{(1-\epsilon)^{3/2}}{\sqrt{\epsilon} \left(-\sqrt{\epsilon(1-\epsilon)} + \arcsin \sqrt{1-\epsilon} \right)}. \quad (18)$$

The average in Eq. (8) for the optimal variational anisotropy factor now becomes

$$\left\langle \Omega^2 \frac{v_x^2 - \gamma_o^2 v_z^2}{v_x^2 + \gamma_o^2 v_z^2} \right\rangle = 1 - \Omega_0^2 \sqrt{\epsilon} \int_0^1 \frac{(1-x^2) dx}{\Gamma^{3/2}} \frac{2\gamma_o \epsilon x}{\sqrt{1 - (1 - \gamma_o^2 \epsilon^2) x^2}}. \quad (19)$$

We present the analytic result for this integral in Appendix . The angular average in Eq. (7) for the $\gamma_H(0)$ can be reduced to the integral

$$\begin{aligned} & \left\langle \Omega^2 \ln \left(\frac{v_x^2 + \gamma_o^2 v_z^2}{v_x^2 + v_y^2} \right) \right\rangle \\ &= 2\Omega_0^2 \sqrt{\epsilon} \int_0^1 \frac{(1-x^2) dx}{\Gamma^{3/2}} \ln \frac{\gamma_o \epsilon x + \sqrt{1 - (1 - \gamma_o^2 \epsilon^2) x^2}}{2\sqrt{1-x^2}}, \end{aligned} \quad (20)$$

which we compute numerically. The calculated dependence of $\gamma_H(0)$ vs ϵ is shown in Fig. 3 by the blue-dotted curve. We can see that it is larger than $\gamma(T_c)$ meaning that it is enlarged even stronger with respect to the Fermi-surface anisotropy $1/\sqrt{\epsilon}$. Thus, γ_λ increases and γ_H decreases on warming, opposite to the case of an equatorial node line.

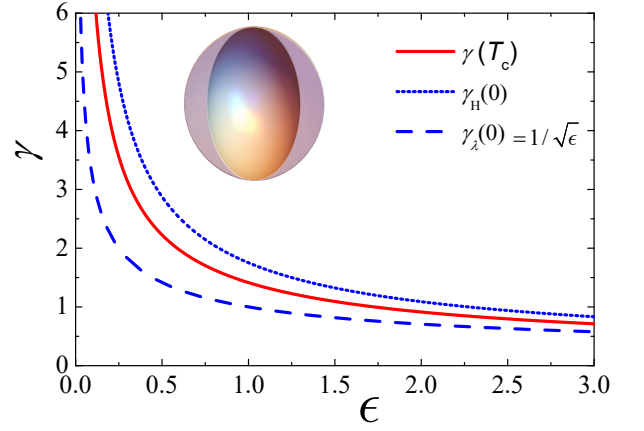


FIG. 3. (Color online) $\gamma(\epsilon)$ for the order parameter with polar point nodes. The red, blue dashed and dotted-blue curve are $\gamma(T_c)$, $\gamma_\lambda(0) = 1/\sqrt{\epsilon}$, and $\gamma_H(0)$, respectively

TWO S-WAVE BANDS

Many materials have multiple nonequivalent bands with different superconducting gaps. The most notable examples are magnesium diboride and iron-based superconductors. The two-band model is the simplest model addressing this situation allowing for qualitative understanding of multiple-band effects. The iron-based superconductors may have $\pm s$ symmetry meaning that the order parameter has opposite signs in different bands. The relative sign of order parameter, however, is irrelevant for the behavior of anisotropies in clean materials.

We consider two spheroidal Fermi surfaces with constant s-wave gaps. Therefore, each band is characterized by four parameters: the in-plane effective masses $m_{ab,\alpha}$, anisotropies ϵ_α , band depths E_α (distances between the Fermi level and the band's bottom or top), and gaps Δ_α . Here and below $\alpha = 1, 2$ is the band's index. Note that whether the band has an electron or hole character does not play any role in our consideration and $m_{ab,\alpha}$ notates here the absolute value of the effective mass. Relative properties of the bands may be characterized by four ratio $r_m = m_{ab,2}/m_{ab,1}$, $r_\epsilon = \sqrt{\epsilon_2/\epsilon_1}$, $r_E = E_2/E_1$, and $r_\Delta = \Delta_2^2/\Delta_1^2$.

This two-band model corresponds to the gap anisotropy given by

$$\Omega(\mathbf{k}) = \Omega_{1,2}, \quad \mathbf{k} \in F_{1,2}, \quad (21)$$

where F_1, F_2 are two sheets of the Fermi surface and $\Omega_{1,2}$ are constants. We denote the densities of states (DOS) on the two parts as $N_{1,2}$,

$$N_\alpha = \frac{m_{ab,\alpha}^2 v_{ab,\alpha}}{2\pi^2 \hbar^3 \sqrt{\epsilon_\alpha}}, \quad \alpha = 1, 2. \quad (22)$$

Assuming X being constant at each sheet, we have:

$$\langle X \rangle = (X_1 N_1 + X_2 N_2) / N(0) = n_1 X_1 + n_2 X_2, \quad (23)$$

where $N(0) = N_1 + N_2$, $n_{1,2} = N_{1,2} / N(0)$ are normalized DOS' with $n_1 + n_2 = 1$ and their ratio $r_n = n_2 / n_1$ is related to the above parameters r_a as $r_n = r_m^{3/2} r_E^{1/2} r_\epsilon^{-1}$. Since the average over the full Fermi surface $\langle \Omega^2 \rangle = 1$, one has

$$n_1 \Omega_1^2 + n_2 \Omega_2^2 = 1 \quad (24)$$

meaning that $\Omega_\alpha^2 = \Delta_\alpha^2 / (n_1 \Delta_1^2 + n_2 \Delta_2^2)$. The ratio of the 'superconducting band weights' $\zeta_\alpha \equiv n_\alpha \Omega_\alpha^2$ is $\zeta_2 / \zeta_1 = r_n r_\Delta$.

Within this model we obtain:

$$\gamma^2(T_c) = \frac{\langle \Omega^2 v_x^2 \rangle}{\langle \Omega^2 v_z^2 \rangle} = \frac{\zeta_1 \langle v_x^2 \rangle_1 + \zeta_2 \langle v_x^2 \rangle_2}{\zeta_1 \langle v_z^2 \rangle_1 + \zeta_2 \langle v_z^2 \rangle_2}, \quad (25)$$

$$\gamma_\lambda^2(0) = \frac{\langle v_x^2 \rangle}{\langle v_z^2 \rangle} = \frac{n_1 \langle v_x^2 \rangle_1 + n_2 \langle v_x^2 \rangle_2}{n_1 \langle v_z^2 \rangle_1 + n_2 \langle v_z^2 \rangle_2}. \quad (26)$$

The ratios of average squared velocities are obtained using Appendix A and Eqs. (10):

$$\begin{aligned} \frac{\langle v_x^2 \rangle_\alpha}{\langle v_z^2 \rangle_\alpha} &= \frac{1}{\epsilon_\alpha}, \quad r_v = \frac{\langle v_x^2 \rangle_2}{\langle v_x^2 \rangle_1} = \frac{v_{ab,2}^2}{v_{ab,1}^2} = \frac{r_E}{r_m}, \\ \frac{\langle v_z^2 \rangle_2}{\langle v_z^2 \rangle_1} &= \frac{v_{ab,2}^2 \epsilon_2}{v_{ab,1}^2 \epsilon_1} = r_v r_\epsilon^2. \end{aligned}$$

The results for the anisotropy factors look simpler when expressed via ratios r_n and r_v instead of r_m and r_E . We can express $\gamma(T_c)$ and $\gamma_\lambda(0)$ in terms of the introduced ratios as

$$\gamma^2(T_c) \epsilon_1 = \frac{1 + r_n r_v r_\Delta}{1 + r_n r_v r_\Delta r_\epsilon^2}, \quad (27)$$

$$\gamma_\lambda^2(0) \epsilon_1 = \frac{1 + r_n r_v}{1 + r_n r_v r_\epsilon^2}. \quad (28)$$

The variational estimate for the low-temperature H_{c2} anisotropy $\gamma_H(0)$ is described in Appendix and leads to the following result

$$\gamma_H(0) \sqrt{\epsilon_1} \approx \kappa_{o1} \left(\frac{1 + \kappa_{o1}}{2} \right)^{-2\zeta_1} \left(\frac{1 + r_\epsilon \kappa_{o1}}{2} \right)^{-2\zeta_2} \quad (29)$$

with $\zeta_1 = 1 - \zeta_2 = (1 + r_n r_\Delta)^{-1}$,

$$\kappa_{o1} \equiv \gamma_o \sqrt{\epsilon_1} = \frac{\zeta_-}{2} \left(1 - \frac{1}{r_\epsilon} \right) + \sqrt{\frac{\zeta_-^2}{4} \left(1 + \frac{1}{r_\epsilon} \right)^2 + \frac{4\zeta_1 \zeta_2}{r_\epsilon}} \quad (30)$$

and $\zeta_- = \zeta_1 - \zeta_2$. Comparing these equation with Eq. (27), we see that the ratio $\gamma_H(0) / \gamma(T_c)$ is determined by only three parameters, r_ϵ , r_v , and the product $r_n r_\Delta$ corresponding to the ratio of the condensation energies, $r_n r_\Delta = N_2 \Delta_2^2 / N_1 \Delta_1^2$.

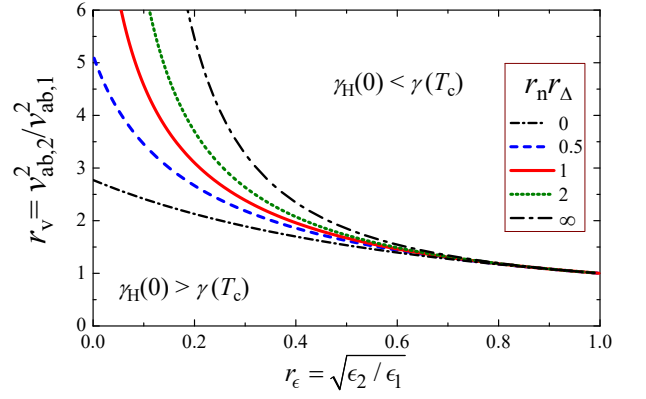


FIG. 4. (Color online) The dependence of the Fermi-velocity ratio separating the two regimes of $\gamma_H(T)$ on the anisotropy ratio r_ϵ for three values of the condensation-energy ratio $r_n r_\Delta$, 0.5, 1, and 2. The dash-dotted lines show the limiting values defined by Eqs. (33) and (34).

Equations (27), (28), (29), and (30) give general results for the anisotropy factors of two-band s-wave superconductors in terms of the band-parameter ratios. As the band numbering is arbitrary, all anisotropies are invariant with respect to the substitutions $\epsilon_1 \leftrightarrow \epsilon_2$ and $r_a \rightarrow 1/r_a$ for all ratios. For definiteness, we will assume that the second band has higher anisotropy, i.e., $r_\epsilon < 1$. We observe that, as expected, in the case of identical ellipticities $\epsilon_1 = \epsilon_2 = \epsilon$ all anisotropies are temperature independent and equal to $1/\sqrt{\epsilon}$ independently of other ratios. As function of the DOS' ratio r_n , all three anisotropy factors interpolate in between $\gamma_1 = 1/\sqrt{\epsilon_1}$ for $r_n \rightarrow 0$ and $\gamma_2 = 1/\sqrt{\epsilon_2}$ for $r_n \rightarrow \infty$. At intermediate r_n , however, we can observe that the bands contribute to different anisotropies with different weights, and one may have many situations.

The simplicity of this model notwithstanding, when applied, e.g., to the problem of T -dependence of anisotropies in MgB_2 [8], it reproduces well the observed behavior. The unique feature of MgB_2 is that γ_λ and γ_H have opposite temperature dependences: γ_λ increases with warming from ~ 1 to ~ 2 , while γ_H drops from $\sim 5-6$ to ~ 2 [2-5]. This behavior is consistent with multiband superconducting properties of this material. It has two groups of bands, three-dimensional π -bands with smaller gap and quasi-two-dimensional σ -bands with larger gap. The band parameters are [8] $\epsilon_1 \approx 1.3$ (π -band), $\epsilon_2 \approx 0.022$ (σ -band), $r_n \approx 0.8$, $r_v \approx 0.7$, and $r_\Delta \approx 16$. Then Eqs. (27), (28), and (29) give $\gamma(T_c) \approx 2.6$, $\gamma_\lambda(0) \approx 1.1$, and $\gamma_H(0) \approx 5.5$, which is roughly consistent with experiment.

The most interesting question is what band properties determine the direction of temperature dependences of the anisotropy factors. In the case of γ_λ this question has a straightforward and simple answer. From Eqs. (27)

and (28), we derive a relation

$$\frac{\gamma_\lambda^2(0)}{\gamma^2(T_c)} - 1 = \frac{r_n r_v (r_\epsilon^2 - 1) (r_\Delta - 1)}{(1 + r_n r_v r_\epsilon^2) (1 + r_n r_v r_\Delta)}, \quad (31)$$

which shows that the direction of the γ_λ temperature dependence is determined only by relations between the bands anisotropies and gaps. In particular, $\gamma_\lambda(T)$ increases on warming if the band with higher anisotropy has also larger gap (like in MgB₂), and decreases otherwise.

The case of γ_H is more involved. The simple criterion can be obtained only in the case of small difference between the ellipticities $|\epsilon_1 - \epsilon_2| \ll \epsilon_1$. In this case expansion with respect to small parameter $r_\epsilon - 1$ gives

$$\frac{\gamma_H(0)}{\gamma(T_c)} - 1 \approx \frac{r_n r_\Delta (r_v - 1) (r_\epsilon - 1)}{(1 + r_n r_\Delta) (1 + r_n r_v r_\Delta)} \quad (32)$$

indicating that $\gamma_H(T)$ increases on warming if the band with higher anisotropy has larger Fermi velocity. When the band anisotropies are not close, there is no simple criterion determining the direction of the γ_H temperature dependence. In the case $r_\epsilon < 1$, $\gamma_H(T)$ decreases with temperature at very small Fermi-velocity ratios r_v and vice versa. The value of r_v separating the two regimes depends on two parameters, r_ϵ and $r_n r_\Delta$. Analytical results for this quantity can be derived in the limiting cases $r_n r_\Delta \rightarrow 0$ and ∞ .

$$r_{v,\min} = \frac{4}{1 - r_\epsilon^2} \ln \left(\frac{2}{1 + r_\epsilon} \right), \quad \text{for } r_n r_\Delta \rightarrow 0 \quad (33)$$

$$r_{v,\max} = \frac{r_\epsilon^{-2} - 1}{4 \ln [(r_\epsilon^{-1} + 1)/2]}, \quad \text{for } r_n r_\Delta \rightarrow \infty \quad (34)$$

Figure 4 shows these limiting velocity ratios together with the numerically computed dependences $r_v(r_\epsilon)$ for three intermediate values of the condensation-energy ratio $r_n r_\Delta$, 0.5, 1, and 2. We can see that the separating r_v increases with decreasing r_ϵ and also grows with increasing $r_n r_\Delta$. The sensitivity to the latter parameter increases with decreasing r_ϵ . In particular, MgB₂ is located in the lower left corner of this plot.

To illustrate typical behaviors of the anisotropy factors, we present in Fig. 5 their dependences on the ratio r_Δ characterizing a relative strength of superconductivity in two bands. The plots are made for $r_n = 1$, $r_\epsilon = 0.2$ and three values of the Fermi velocity ratio r_v , 1, 4, and 8. In the first case r_v is below $r_{v,\min}$ in Eq. (33) meaning that $\gamma_H(0)$ exceeds $\gamma(T_c)$ in the whole range of r_Δ and γ_H always decreases on warming. In the range $r_\Delta > 1$ such situation qualitatively corresponds to magnesium diboride. The last value $r_v = 8$ exceeds $r_{v,\max}$ given by Eq. (34) and the behavior is opposite, γ_H always increases with temperature. The intermediate value $r_v = 4$ is in between $r_{v,\min}$ and $r_{v,\max}$. In this case the behavior of γ_H switches with increasing r_Δ : $\gamma_H(0)$ is smaller than $\gamma(T_c)$ for small

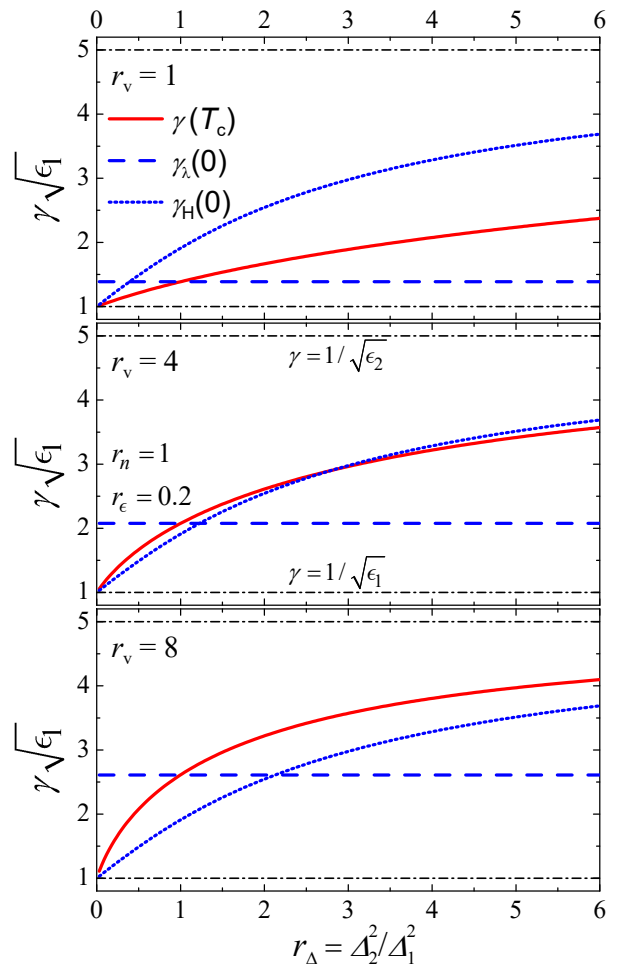


FIG. 5. (Color online) The dependences of the anisotropy factors on the relative strength of superconductivity in two bands for three representative cases showing qualitatively different behavior. All plots are made for $r_n = 1$ and $r_\epsilon = 0.2$. In the upper plot $r_v = 1$ and in this case γ_H decreases with temperature in the whole range of r_Δ . The lower plot is made for much higher velocity ratio $r_v = 8$ and in this case γ_H always increases with temperature. The middle plot is made for the intermediate velocity ratio $r_v = 4$, for which $\gamma_H(0)$ and $\gamma(T_c)$ switch with increasing r_Δ . The dash-dotted lines show the anisotropy factors of the two bands.

r_Δ and exceeds $\gamma(T_c)$ for $r_\Delta > 2.8$. While $\gamma_\lambda(0)$ does not depend on r_Δ , both $\gamma_H(0)$ and $\gamma(T_c)$ increase with r_Δ interpolating between $1/\sqrt{\epsilon_1}$ for $r_\Delta \rightarrow 0$ and $1/\sqrt{\epsilon_2}$ for $r_\Delta \rightarrow \infty$. Consequently, the latter two anisotropies always cross $\gamma_\lambda(0)$. In particular, as mentioned above, γ_λ decreases on warming at $r_\Delta < 1$ and increases with temperature at $r_\Delta > 1$. Therefore, depending on the band parameters, all possible six relations between the three anisotropy factors may be realized.

SUMMARY

It is shown that the anisotropy parameters, γ_H for the upper critical field and γ_λ for the penetration depth, in general, depend on temperature even in one-band materials with anisotropic order parameters. The temperature behavior of γ 's depends, in particular, on the order parameter nodes and their distributions.

We provide four examples of gap anisotropies. In the simplest reference case of isotropic s-wave, $\gamma_\lambda = \gamma_H = 1/\sqrt{\epsilon}$ and is T independent. For d-wave symmetry with coinciding polar axis of the order parameter and of Fermi spheroid, γ_λ is the same as for s-wave and is T independent. γ_H is weakly changing on warming, with the sign of this change depending on what direction of in-plane field is chosen for determination of the anisotropy parameter, see Fig. 1. If Δ has a line node on the equator of Fermi spheroid, $\gamma_\lambda(T)$ decreases on warming whereas $\gamma_H(T)$ increases, see Fig. 2. Point nodes at spheroid poles affect anisotropies in opposite way as demonstrated in Fig. 3. In general, the former/latter behavior is realized in the cases when the gap at the equator is smaller/larger than the gap at the poles.

In the case of two spheroidal Fermi surfaces, we investigated in detail the conditions determining directions of temperature dependences of the anisotropy factors. We found that γ_λ increases with temperature only if the band with higher anisotropy has larger gap independently on relations between other band parameters. The behavior of γ_H is more complicated. In general, γ_H increases with temperature if the Fermi velocity of the more anisotropic band sufficiently exceeds the Fermi velocity of the less anisotropic band. The Fermi-velocity ratio separating the two regimes depends in a nontrivial way on the ratios of band anisotropies and condensation energies, as illustrated in Fig. 4. In general, all six possible relations between three key anisotropy factors, $\gamma(T_c)$, $\gamma_\lambda(0)$, and $\gamma_H(0)$, may be realized for different relations between band parameters, see Fig. 5.

Our results for Fermi ellipsoids are based on theory [6], which is a generalization of Helfand-Werthamer work [11] for the isotropic case. One of the features of this approach is that solutions of the linear equation $-\xi_{ik}^2 \Pi_i \Pi_k \Psi = \Psi$ at H_{c2} , belonging to the lowest Landau level, satisfy also the self-consistency equation for superconductivity. For general Fermi surfaces this is not the case and the exact solution can be obtained using expansion over full set of the Landau-level wave functions, see e.g. Refs. [12, 13]. In this paper, we employ a much simpler approximate variational approach using the lowest-Landau wave function as a trial. This approach leads to reasonable results suitable for qualitative interpretations of data on anisotropy parameters.

Also, it is worth keeping in mind that we estimate the anisotropy of *orbital* H_{c2} and disregard possibility

of Pauli limiting effects. The decreasing H_{c2} anisotropy with decreasing temperature, like, e.g., in iron pnictides [15–17], is usually considered as an indication of strong paramagnetic effect. While this interpretation in many cases is correct, we point out that such a behavior may also be realized in purely orbital case, as illustrated in Figs. 2 and 5. Even though modeling many-band systems with two Fermi ellipsoids is far from being realistic, this simple approach still provides some straightforward inroads to a complicated interplay of anisotropies $\gamma_\lambda(T)$ and $\gamma_H(T)$.

This work was supported by the U.S. Department of Energy (DOE), Office of Science, Basic Energy Sciences, Materials Science and Engineering Division. The research of VK and RP was performed at Ames Laboratory, which is operated for the U.S. DOE by Iowa State University under contract # DE-AC02-07CH11358. The work of AK in Argonne was supported by the U.S. Department of Energy, Office of Science, Basic Energy Sciences, Materials Sciences and Engineering Division.

Fermi spheroid

The Fermi surface as an ellipsoid of rotation is an interesting example in its own right and as a model for calculating H_{c2} and λ in uniaxial materials. Since both of these quantities are derived employing integrals over the full Fermi surface, they are weakly sensitive to fine details of Fermi surfaces.

Although straightforward, the averaging over the Fermi spheroid of the main text should be done with care. Moreover, there are examples in literature where these averages were done incorrectly [6, 10]. We reproduce here this procedure to correct the error and to prevent it in future.

Consider an uniaxial superconductor with the electronic spectrum

$$E(\mathbf{k}) = \hbar^2 \left(\frac{k_x^2 + k_y^2}{2m_{ab}} + \frac{k_z^2}{2m_c} \right), \quad (35)$$

so that the Fermi surface is an ellipsoid of rotation with z as the symmetry axis. In spherical coordinates (k, θ, ϕ)

$$E = \frac{\hbar^2 k^2}{2m_{ab}} \left(\sin^2 \theta + \frac{m_{ab}}{m_c} \cos^2 \theta \right) = \frac{\hbar^2 k^2}{2m_{ab}} \Gamma(\theta), \quad (36)$$

so that

$$k_F^2(\theta) = \frac{2m_{ab}E_F}{\hbar^2\Gamma(\theta)}. \quad (37)$$

The Fermi velocity is $\mathbf{v}(\mathbf{k}) = \nabla_{\mathbf{k}} E(\mathbf{k})/\hbar$, with the deriva-

tives taken at $\mathbf{k} = \mathbf{k}_F$:

$$v_x = \frac{v_{ab} \sin \theta \cos \phi}{\sqrt{\Gamma(\theta)}}, \quad v_y = \frac{v_{ab} \sin \theta \sin \phi}{\sqrt{\Gamma(\theta)}}, \quad (38)$$

$$v_z = \epsilon \frac{v_{ab} \cos \theta}{\sqrt{\Gamma(\theta)}}, \quad \epsilon = \frac{m_{ab}}{m_c}, \quad v_{ab} = \sqrt{\frac{2E_F}{m_{ab}}}. \quad (39)$$

The value of the Fermi velocity, $v = (v_x^2 + v_y^2 + v_z^2)^{1/2}$, is

$$v = v_{ab} \sqrt{\frac{\sin^2 \theta + \epsilon^2 \cos^2 \theta}{\sin^2 \theta + \epsilon \cos^2 \theta}}. \quad (40)$$

The density of states $N(0)$ is defined as an integral over the Fermi surface:

$$N(0) = \int \frac{\hbar^2 d^2 \mathbf{k}_F}{(2\pi\hbar)^3 v}. \quad (41)$$

An area element of the spheroid surface is

$$d^2 \mathbf{k}_F = k_F(\theta) \sqrt{k_F^2(\theta) + \left(\frac{dk_F}{d\theta}\right)^2} \sin \theta d\theta d\varphi \quad (42)$$

and after simple algebra one obtains:

$$\frac{d^2 \mathbf{k}_F}{v} = \frac{k_{F,ab}^2 \sin \theta d\theta d\varphi}{v_{ab} \Gamma^{3/2}} \quad (43)$$

where $k_{F,ab}^2 = 2m_{ab}E_F/\hbar^2$. This gives

$$N(0) = \frac{m_{ab}^2 v_{ab}}{2\pi^2 \hbar^3 \sqrt{\epsilon}}. \quad (44)$$

The normalized local density of states within solid angle $\sin \theta d\theta d\varphi$ is

$$\frac{\hbar^2 d^2 \mathbf{k}_F}{(2\pi\hbar)^3 v N(0)} = \frac{\sqrt{\epsilon} \sin \theta d\theta d\varphi}{4\pi \Gamma^{3/2}}; \quad (45)$$

Eq.(43) has been used here. Thus, the Fermi surface average of a function $A(\theta, \phi)$ is:

$$\langle A(\theta, \phi) \rangle = \frac{\sqrt{\epsilon}}{4\pi} \int A(\theta, \varphi) \frac{\sin \theta d\theta d\varphi}{\Gamma^{3/2}(\theta)}. \quad (46)$$

Variational estimate of the upper critical field

Equation for the upper critical field (1) has exact solution only in few special cases. In general situation the exact numerical solution may be obtained, for example, by expansion over a complete set of Landau-level wave functions [10, 12]. An approximate solution giving in many cases a reasonable accuracy may be obtained using the variational approach [14]. The equation (1) corresponds to the following variational problem

$$\ln t = \max \frac{\int d\mathbf{r} \psi_t(\mathbf{r}) \int_0^\infty d\rho \ln \tanh \frac{\pi T \rho}{\hbar} \langle \Omega^2 \mathbf{v} \cdot \mathbf{\Pi} e^{-\rho \mathbf{v} \cdot \mathbf{\Pi}} \rangle \psi_t(\mathbf{r})}{\int d\mathbf{r} \psi_t^2(\mathbf{r})}, \quad (47)$$

where the maximum has to be found over all possible trial functions $\psi_t(\mathbf{r})$. Consider, for definiteness, the magnetic field along the y axis. The simplest and most natural choice for the trial function is the lowest Landau-level solution of anisotropic equation for particle with charge $2e$ in magnetic field

$$-(\Pi_x^2 + \gamma_t^{-2} \Pi_z^2) \psi_{t0} = \frac{2\pi H}{\Phi_0 \gamma_t} \psi_{t0} \quad (48)$$

with $\Pi_x = \partial_x$, $\Pi_z = \partial_z + 2\pi i H x / \Phi_0$, where the anisotropy factor γ_t is the variational parameter. We will assume that $\psi_{t0}(\mathbf{r})$ is normalized, $\int d\mathbf{r} \psi_{t0}^2(\mathbf{r}) = 1$.

The integral in Eq. (47) is determined by the matrix element $\langle \psi_{t0} | \mathbf{v} \cdot \mathbf{\Pi} e^{-\rho \mathbf{v} \cdot \mathbf{\Pi}} | \psi_{t0} \rangle_r$, where we use no-

tation $\langle \psi_{t0} | \hat{U} | \psi_{t0} \rangle_r = \int d\mathbf{r} \psi_{t0}(\mathbf{r}) \hat{U} \psi_{t0}(\mathbf{r})$. To evaluate this matrix element, we introduce the operators $\mathcal{P}_\pm = \Pi_x \pm i\gamma_t^{-1} \Pi_z$ and represent the product $\mathbf{v} \cdot \mathbf{\Pi}$ as

$$\mathbf{v} \cdot \mathbf{\Pi} = \frac{v_- \mathcal{P}_+ + v_+ \mathcal{P}_-}{2},$$

where $v_\pm = v_x \pm i\gamma_t v_z$. Note that $\mathcal{P}_- \psi_{t0} = 0$. Using the relations $e^{P+Q} = e^P e^Q e^{[Q,P]/2}$, $[\mathcal{P}_-, \mathcal{P}_+] = -4\pi H / \gamma_t \Phi_0$, and $v_+ v_- = v_x^2 + \gamma_t^2 v_z^2$, we transform

$$e^{-\rho \mathbf{v} \cdot \mathbf{\Pi}} = \exp\left(-\frac{\rho v_- \mathcal{P}_+}{2}\right) \exp\left(-\frac{\rho v_+ \mathcal{P}_-}{2}\right) \times \exp\left(-\frac{\pi}{2} (v_x^2 + \gamma_t^2 v_z^2) \frac{H \rho^2}{\gamma_t \Phi_0}\right).$$

This relation allows us to evaluate the matrix element as

$$\langle \psi_{t0} | \mathbf{v} \cdot \mathbf{\Pi} e^{-\rho \mathbf{v} \cdot \mathbf{\Pi}} | \psi_{t0} \rangle_r = \left\langle \psi_{t0} \left| \frac{v_- \mathcal{P}_+ + v_+ \mathcal{P}_-}{2} \exp\left(-\frac{\rho v_- \mathcal{P}_+}{2}\right) \exp\left(-\frac{\rho v_+ \mathcal{P}_-}{2}\right) \right| \psi_{t0} \right\rangle_r = (v_x^2 + \gamma_t^2 v_z^2) \frac{\pi H \rho}{\Phi_0 \gamma_t},$$

leading to the variational equation for the upper critical field,

$$\ln t = \max_{\gamma_t} \int_0^\infty d\rho \ln \tanh \frac{\pi T \rho}{\hbar} \left\langle \Omega^2 \exp \left[-\frac{\pi}{2} (v_x^2 + \gamma_t^2 v_z^2) \frac{H \rho^2}{\Phi_0 \gamma_t} \right] (v_x^2 + \gamma_t^2 v_z^2) \frac{\pi H \rho}{\Phi_0 \gamma_t} \right\rangle. \quad (49)$$

In the zero-temperature limit this equation becomes

$$\max_{\gamma_t} \int_0^\infty d\rho \ln \frac{\pi T_c \rho}{\hbar} \left\langle \Omega^2 \exp \left[-\frac{\pi}{2} (v_x^2 + \gamma_t^2 v_z^2) \frac{H \rho^2}{\Phi_0 \gamma_t} \right] (v_x^2 + \gamma_t^2 v_z^2) \frac{\pi H \rho}{\Phi_0 \gamma_t} \right\rangle = 0. \quad (50)$$

As $\int_0^\infty d\rho \ln \left(\frac{\rho}{2}\right) 2a\rho \exp[-a\rho^2] = \frac{1}{2}(-C - \ln 4a)$ with $C \approx 0.5772$, we obtain

$$\min_{\gamma_t} \left\langle \Omega^2 \ln \left[(v_x^2 + \gamma_t^2 v_z^2) \frac{H \hbar^2 e^C}{2\pi T_c^2 \Phi_0 \gamma_t} \right] \right\rangle = 0.$$

Introducing typical velocity scale $u_x^2 = \langle \Omega^2 v_x^2 \rangle$, we finally arrive at

$$H_{c2,y}(0) \approx \frac{2\pi T_c^2 \Phi_0}{u_x^2 \hbar^2 e^C} \times \max_{\gamma_t} \left\{ \gamma_t \exp \left[- \left\langle \Omega^2 \ln \left(\frac{v_x^2 + \gamma_t^2 v_z^2}{u_x^2} \right) \right\rangle \right] \right\}. \quad (51)$$

The optimal anisotropy factor γ_o is determined by equation

$$\left\langle \Omega^2 \frac{d}{d\gamma_t} \ln \left[\frac{v_x^2 + \gamma_t^2 v_z^2}{\gamma_t} \right] \right\rangle = 0,$$

giving

$$\left\langle \Omega^2 \frac{v_x^2 - \gamma_o^2 v_z^2}{v_x^2 + \gamma_o^2 v_z^2} \right\rangle = 0. \quad (52)$$

It is straightforward to demonstrate that in the case of single spheroidal Fermi surface and isotropic order parameter, $\gamma_o = 1/\sqrt{\epsilon}$ and Eq. (51) gives the exact y -axis upper critical field.

In this paper we only consider crystals isotropic within the xy plane. In this case the optimal anisotropy factor for field along the z axis is obviously equal to one and

$$H_{c2,z}(0) \approx \frac{2\pi T_c^2 \Phi_0}{u_x^2 \hbar^2 e^C} \exp \left[- \left\langle \Omega^2 \ln \left(\frac{v_x^2 + v_y^2}{u_x^2} \right) \right\rangle \right]. \quad (53)$$

From Eqs. (51) and (53), we obtain the variational estimate for the low-temperature anisotropy factor

$$\gamma_H(0) = \gamma_o \exp \left[- \left\langle \Omega^2 \ln \left(\frac{v_x^2 + \gamma_o^2 v_z^2}{v_x^2 + v_y^2} \right) \right\rangle \right], \quad (54)$$

where γ_o has to be evaluated from Eq. (52).

Singe-band cases

D-wave order parameter

In this subsection we summarize the calculations for the case of d-wave order parameter for which the weight function has the form $\Omega(\varphi) = \sqrt{2} \cos 2(\varphi - \varphi_0)$ with φ_0 being the angle between the in-plane component of the magnetic field and the direction of maximum order parameter. In this case evaluation of the integral in Eq. (8) gives

$$\begin{aligned} \left\langle \Omega^2 \frac{v_x^2 - \gamma_o^2 v_z^2}{v_x^2 + \gamma_o^2 v_z^2} \right\rangle &= \frac{\sqrt{\epsilon}}{4\pi} \int_0^\pi \frac{\sin \theta d\theta}{(\sin^2 \theta + \epsilon \cos^2 \theta)^{3/2}} \int_{-\pi}^\pi d\varphi 2 \cos^2 2(\varphi - \varphi_0) \frac{\sin^2 \theta \cos^2 \varphi - \gamma_o^2 \epsilon^2 \cos^2 \theta}{\sin^2 \theta \cos^2 \varphi + \gamma_o^2 \epsilon^2 \cos^2 \theta} \\ &= 1 - 4 \cos(4\varphi_0) \kappa_o^2 \left[2(3\kappa_o^2 - 1) \ln \left(1 + \frac{1}{\kappa_o} \right) - 3(2\kappa_o - 1) \right] - (1 + \cos(4\varphi_0)) \frac{2\kappa_o}{1 + \kappa_o} \end{aligned}$$

with $\kappa_o^2 = \gamma_o^2 \epsilon$. We find that numerical solution of Eq. (8) is very close to the simple dependence $\kappa_o(\varphi_0) \approx 1 - 0.181 \cos(4\varphi_0)$. Note that the result $\kappa_o(\pi/8) = 1$ is exact.

The average in Eq. (7) can be evaluated as

$$\left\langle \Omega^2 \ln \left(\frac{v_x^2 + \gamma_o^2 v_z^2}{v_x^2 + v_y^2} \right) \right\rangle = 2 \ln \left(\frac{1 + \kappa_o}{2} \right) + \cos(4\varphi_0) \left[\frac{1}{2} - (2\kappa_o - 1)(3\kappa_o^2 - 1) - 2(2 - 3\kappa_o^2) \kappa_o^2 \ln \left(1 + \frac{1}{\kappa_o} \right) \right]$$

giving

$$\gamma_H(0, \varphi_0) \sqrt{\epsilon} \approx \frac{4\kappa_o}{(1 + \kappa_o)^2} \exp \left\{ -\cos(4\varphi_0) \left[\frac{1}{2} - (2\kappa_o - 1)(3\kappa_o^2 - 1) - 2(2 - 3\kappa_o^2) \kappa_o^2 \ln \left(1 + \frac{1}{\kappa_o} \right) \right] \right\}.$$

This equation together with above dependence $\kappa_o(\varphi_0)$ determine the low-temperature anisotropy of H_{c2} , which depends on the azimuth angle φ_0 . In particular, $\gamma_H(0, 0) = 1.13/\sqrt{\epsilon}$, $\gamma_H(0, \pi/4) = 0.9/\sqrt{\epsilon}$, and $\gamma_H(0, \pi/8) = 1/\sqrt{\epsilon}$.

Equatorial line node

Here we summarize the calculations for the case of the order parameter with an equatorial nodal line for which the weight function has the form $\Omega = \Omega_0 \cos \theta$. For the anisotropy at T_c the integration in Eq. (13) gives

$$\gamma^2(T_c) = \frac{(2 + \epsilon) \sqrt{1 - \epsilon} - 3\sqrt{\epsilon} \arcsin \sqrt{1 - \epsilon}}{2\epsilon [(1 - 4\epsilon) \sqrt{1 - \epsilon} + 3\epsilon^{3/2} \arcsin \sqrt{1 - \epsilon}]}. \quad (55)$$

for $\epsilon < 1$. This dependence is plotted in Fig. 2 by a red line.

The calculation of $\gamma_H(0)$ requires the normalization constant Ω_0 . The normalization condition $\Omega_0^2 \langle \cos^2 \theta \rangle = 1$ using

$$\langle \cos^2 \theta \rangle = \sqrt{\epsilon} \int_0^1 \frac{x^2 dx}{[1 - (1 - \epsilon)x^2]^{3/2}} = \frac{1}{1 - \epsilon} - \frac{\sqrt{\epsilon}}{(1 - \epsilon)^{3/2}} \arcsin \sqrt{1 - \epsilon}$$

gives Eq. (14).

The integration in Eq. (15) can be performed analytically giving

$$\left\langle \Omega^2 \frac{v_x^2 - \gamma_o^2 v_z^2}{v_x^2 + \gamma_o^2 v_z^2} \right\rangle = 1 - \frac{2\gamma_o \epsilon^{3/2}}{(\sqrt{1 - \epsilon} - \sqrt{\epsilon} \arcsin \sqrt{1 - \epsilon}) \sqrt{1 - \gamma_o^2 \epsilon^2}} \left[\frac{\sqrt{(1 - \epsilon)(1 - \gamma_o^2 \epsilon^2)}}{\epsilon(1 + \gamma_o \sqrt{\epsilon})} + \ln \frac{\sqrt{\epsilon} (\sqrt{(1 - \epsilon)\gamma_o^2 \epsilon} + \sqrt{1 - \gamma_o^2 \epsilon^2})}{\sqrt{1 - \epsilon} + \sqrt{1 - \gamma_o^2 \epsilon^2}} \right].$$

The optimal anisotropy factor corresponding to the vanishing of the right hand side can be evaluated numerically.

Two polar point nodes

Here we summarize the calculations for the case of the order parameter with two polar point nodes for which the weight function has the form $\Omega = \Omega_0 \sin \theta$. For the anisotropy at T_c the integration in Eq. (13) gives

$$\gamma^2(T_c) = \frac{-\sqrt{\epsilon}(5 - 2\epsilon) \sqrt{1 - \epsilon} + 3 \arcsin \sqrt{1 - \epsilon}}{2\epsilon^{3/2} [(2 + \epsilon) \sqrt{1 - \epsilon} - 3\sqrt{\epsilon} \arcsin \sqrt{1 - \epsilon}]}. \quad (56)$$

for $\epsilon < 1$. This dependence is plotted in Fig. 3 by a red line.

The integral in Eq. (19) can be taken analytically. In the case $\epsilon, \gamma_o^2 \epsilon^2 < 1$ the result is

$$\left\langle \Omega^2 \frac{v_x^2 - \gamma_o^2 v_z^2}{v_x^2 + \gamma_o^2 v_z^2} \right\rangle = 1 - \frac{2\gamma_o \epsilon}{(-\sqrt{\epsilon}(1 - \epsilon) + \arcsin \sqrt{1 - \epsilon}) \sqrt{1 - \gamma_o^2 \epsilon^2}} \left[-\frac{\sqrt{(1 - \epsilon)(1 - \gamma_o^2 \epsilon^2)}}{1 + \gamma_o \sqrt{\epsilon}} - \ln \frac{\sqrt{\epsilon} (\gamma_o \sqrt{\epsilon} \sqrt{1 - \epsilon} + \sqrt{1 - \gamma_o^2 \epsilon^2})}{\sqrt{1 - \epsilon} + \sqrt{1 - \gamma_o^2 \epsilon^2}} \right].$$

Two spheroidal Fermi surfaces

For the case of two spheroids, Eq. (8) for the optimal anisotropy factor becomes

$$\sum_{\alpha=1,2} \zeta_\alpha \left\langle \frac{v_{x,\alpha}^2 - \gamma_o^2 v_{z,\alpha}^2}{v_{x,\alpha}^2 + \gamma_o^2 v_{z,\alpha}^2} \right\rangle_\alpha = 0 \quad \left\langle \frac{v_{x,\alpha}^2 - \gamma_o^2 v_{z,\alpha}^2}{v_{x,\alpha}^2 + \gamma_o^2 v_{z,\alpha}^2} \right\rangle_\alpha = \frac{1 - \sqrt{\epsilon} \gamma_o}{1 + \sqrt{\epsilon} \gamma_o}.$$

with the band weights $\zeta_\alpha = n_\alpha \Omega_\alpha^2$. The averages in this equation can be evaluated as

This gives the equation for γ_o

$$\zeta_1 \frac{1 - \sqrt{\epsilon_1} \gamma_o}{1 + \sqrt{\epsilon_1} \gamma_o} + \zeta_2 \frac{1 - \sqrt{\epsilon_2} \gamma_o}{1 + \sqrt{\epsilon_2} \gamma_o} = 0,$$

which has the following solution

$$\gamma_o = \frac{\zeta_-}{2} \left(\frac{1}{\sqrt{\epsilon_1}} - \frac{1}{\sqrt{\epsilon_2}} \right) + \sqrt{\frac{\zeta_-^2}{4} \left(\frac{1}{\sqrt{\epsilon_1}} + \frac{1}{\sqrt{\epsilon_2}} \right)^2 + \frac{4\zeta_1\zeta_2}{\sqrt{\epsilon_1\epsilon_2}}} \quad (57)$$

with $\zeta_- = \zeta_1 - \zeta_2$.

The low-temperature anisotropy factor is connected with γ_o by Eq. (7). Computing the averages

$$\left\langle \ln \left(\frac{v_{x,\alpha}^2 + \gamma_o^2 v_{z,\alpha}^2}{v_{ab,\alpha}^2} \right) \right\rangle_\alpha = 2 [\ln (1 + \sqrt{\epsilon_\alpha} \gamma_o) - 1],$$

we finally obtain

$$\gamma_H(0) = \gamma_o \prod_{\alpha=1,2} \left(\frac{1 + \sqrt{\epsilon_\alpha} \gamma_o}{2} \right)^{-2\zeta_\alpha}. \quad (58)$$

This equation together with Eq. (57) gives the approximate variational estimate for the low-temperature anisotropy of the upper critical field in the case of two spheroidal Fermi surfaces with isotropic s-wave order parameters.

* kogan@ameslab.gov

† prozorov@ameslab.gov

‡ koshelev@anl.gov

[1] S.L. Bud'ko, P.C. Canfield, V.G. Kogan, *Physica C Superconductivity*, **382**, 85 (2002).

- [2] M. Angst, R. Puzniak, A. Wisniewski, J. Jun, S. M. Kazakov, J. Karpinski, J. Roos, and H. Keller *Phys. Rev. Lett.* **88**, 167004 (2002).
- [3] L. Lyard, P. Samuely, P. Szabo, T. Klein, C. Marcenat, L. Paulius, K. H. P. Kim, C. U. Jung, H.-S. Lee, B. Kang, S. Choi, S.-I. Lee, J. Marcus, S. Blanchard, A. G. M. Jansen, U. Welp, G. Karapetrov, and W. K. Kwok *Phys. Rev. B* **66**, 180502(R) (2002).
- [4] A. Rydh, U. Welp, A. E. Koshelev, W. K. Kwok, G. W. Crabtree, R. Brusetti, L. Lyard, T. Klein, C. Marcenat, B. Kang, K. H. Kim, K. H. P. Kim, H.-S. Lee, and S.-I. Lee, *Phys. Rev. B* **70**, 132503 (2004).
- [5] J.D. Fletcher, A. Carrington, O.J. Taylor, S.M. Kazakov, J. Karpinski, *Phys. Rev. Lett.* **95**, 097005 (2005).
- [6] V.G. Kogan and R. Prozorov, *Reports on Progress in Physics* **75**, 114502 (2012).
- [7] L.P. Gor'kov and T.K. Melik-Barkhudarov, *Zh. Eksp. Teor. Fiz.* **45**, 1493 (1963) [*Sov. Phys. JETP* **18**, 1031 (1964)];
- [8] V.G. Kogan, *Phys. Rev. B* **66**, 020509 (2002).
- [9] M. Ichioka, V. G. Kogan, and J. Schmalian, *Phys. Rev. B* **95**, 064512 (2017).
- [10] P. Miranović, K. Machida and V. G. Kogan, *J. Phys. Soc. of Japan* **72**, No.2, 221 (2003).
- [11] E. Helfand and N.R. Werthamer, *Phys. Rev.* **147**, 288 (1966).
- [12] C. T. Rieck and K. Scharnberg, *Physica B* **163**, 670 (1990).
- [13] T. Kita and M. Arai, *Phys. Rev. B* **70**, 224522 (2004).
- [14] T. Dahm and N. Schopohl, *Phys. Rev. Lett.* **91**, 017001 (2003).
- [15] H. Q. Yuan, J. Singleton, F. F. Balakirev, S. A. Baily, G. F. Chen, J. L. Luo, N. L. Wang, *Nature* **457**, 565 (2009).
- [16] S. Khim, B. Lee, J. W. Kim, E. S. Choi, G. R. Stewart, and K. H. Kim, *Phys. Rev. B* **84**, 104502 (2011).
- [17] W. R. Meier, T. Kong, U. S. Kaluarachchi, V. Taufour, H. N. Jo, G. Drachuk, A. E. Bhmer, S. M. Saunders, A. Sapkota, A. Kreyssig, M. A. Tanatar, R. Prozorov, A. I. Goldman, F. F. Balakirev, A. Gurevich, S. L. Budko, P. C. Canfield, *Phys. Rev. B* **94**, 064501 (2016).