

Astro2020 Science White Paper

The Next Generation Celestial Reference Frame

Primary Thematic Area: ☑ Galaxy Evolution

Secondary Thematic Areas: ☑ Planetary Systems ☑ Star and Planet Formation ☑ Formation and Evolution of Compact Objects ☑ Cosmology and Fundamental Physics ☑ Stars and Stellar Evolution ☑ Resolved Stellar Populations and their Environments ☑ Multi-Messenger Astronomy and Astrophysics

Principal Author:


Megan C. Johnson
United States Naval Observatory

(202) 762-1488
megan.johnson@navy.mil

Co-authors: (names and institutions)

Frank Schinzel¹, Jeremy Darling², Nathan Secrest³, Bryan Dorland³, Alan Fey³, Leonid Petrov⁴, Anthony Beasley¹, Walter Brisken¹, John Gipson^{4,5}, David Gordon^{4,5}, Lucas Hunt³, Joseph Lazio⁶

¹National Radio Astronomy Observatory, ²University of Colorado, ³United States Naval Observatory, ⁴NASA Goddard Space Flight Center, ⁵NVI, Incorporated, ⁶Jet Propulsion Laboratory, California Institute of Technology



Abstract:

Astrometry, the measurement of positions and motions of the stars, is one of the oldest disciplines in Astronomy, extending back at least as far as Hipparchus' discovery of the precession of Earth's axes in 190 BCE by comparing his catalog with those of his predecessors. Astrometry is fundamental to Astronomy, and critical to many aspects of Astrophysics and Geodesy. In order to understand our planet's and solar system's context within their surroundings, we must be able to define, quantify, study, refine, and maintain an inertial frame of reference relative to which all positions and motions can be unambiguously and self-consistently described. It is only by using this inertial reference frame that we are able to disentangle our observations of the motions of celestial objects from our own complex path around our star, and its path through the galaxy, and the local group. Every aspect of each area outlined in the call for scientific frontiers in astronomy in the era of the 2020-2030 timeframe will depend on the quality of the inertial reference frame. In this white paper, we propose support for development of radio Very Long Baseline Interferometry (VLBI) capabilities, including the Next Generation Very Large Array (ngVLA), a radio astronomy observatory that will not only support development of a next generation reference frame of unprecedented accuracy, but that will also serve as a highly capable astronomical instrument in its own right. Much like its predecessors, the Very Long Baseline Array (VLBA) and other VLBI telescopes, the proposed ngVLA will provide the foundation for the next three decades for the fundamental reference frame, benefitting astronomy, astrophysics, and geodesy alike.

1 Introduction

The International Astronomical Union (IAU) adopted the International Celestial Reference Frame (ICRF) as the Fundamental Celestial Reference Frame for all astronomy in January 1998. The ICRF is defined by radio positions of active galactic nuclei (AGNs) and uses the VLBI technique to maintain and improve its accuracy. The ICRF-3 (4536 sources) is built on analysis of several decades of VLBI observations and provides the best implementation of the CRF at sub-mas accuracies in radio wavelengths. VLBA observations accounted for at least 70% of the sources and accuracy of the ICRF-3, and without a successor to the VLBA, monitoring and maintenance of this number of ICRF-3 sources will not be possible.

In order to achieve an astrometric reference grid accurate to $\sim \mu\text{as}$ scales, we must be able to characterize, monitor, and improve AGN positions used in the CRF catalogs. The only demonstrated method by which modern astronomy has to achieve these goals continuously is through radio VLBI.

Development of the next generation of ICRF, along with the enabled science, will only be possible if the long baseline capabilities of the current VLBI systems are replaced with dramatically improved sensitivity and coverage capabilities of a next generation of long baseline radio telescopes.

2 Celestial Reference Frame as the Foundation of Astronomy

2.1 Radio and Optical Reference Frames

ESA's Gaia mission, the highly successful optical astrometry satellite, has already produced what is, effectively, an optical reference frame. It has measured over a billion stars with astrometric accuracies comparable to the ICRF for the brightest hundreds of millions of stars including over 9,000 AGNs directly observed with VLBI.

Initial comparisons have shown that for a sizable fraction of these objects, 7–15%, there are statistically significant positional offsets (see, e.g., Zacharias, & Zacharias, 2014; Makarov et al., 2017; Petrov, & Kovalev, 2017a; Frouard et al., 2018). These offsets appear to be due to a wide variety of possible astrophysical effects, such as background galaxy contamination or dual sources (see Figure on cover page), but the most common reason is the presence of optical jets at 1–100 mas scales (Kovalev et al., 2017; Plavin et al., 2019a) that are too small to be detected even with the HST, but too large to affect position of the optical centroid. As a result, further improvement of Gaia and VLBI accuracy will not reconcile positions of common sources, but will measure their positional offsets with greater accuracy (Petrov, & Kovalev, 2017b) because the response of a power detector and an interferometer to an extended structure is fundamentally different. As a consequence, the accurate Gaia optical position cannot be transferred to the radio range and vice versa, if accuracy better than 1–3 mas is required. Furthermore, it has been recently established (Petrov et al., 2019) that these offsets are variable and result in statistically significant Gaia AGN proper motions induced by the variability of mas-scaled optical structures.

Although, on average, the radio and optical reference frames are aligned at a level of ten μas ; positions of individual objects diverge at a much higher level. Therefore, radio and optical CRFs have to co-exist: applications of VLBI techniques, such as differential radio astrometry, space navigation, and geodesy, have to rely on radio reference frames. Applications of the optical technique have to rely on Gaia CRF.

Wide bandwidth capabilities proposed for the much more sensitive ngVLA, which includes baselines as long as 8900 km, will make these measurements feasible for a large number of sources, providing a robust statistical insight into what the causes of these offsets might be.

2.2 Applications of radio astrometry

The International VLBI Service for Geodesy and Astrometry (IVS) is in the process of deploying an international network of small, fast slewing VLBI antennas known as the VLBI Global Observing System (VGOS). The VGOS network is designed primarily for geodesy. Since sensitivity of VGOS antennas (SEFD: 2500Jy) is one order of magnitude less than that of the VLBA, it cannot contribute to the ICRF maintenance. Therefore, it relies on imaging capabilities of a larger array such as the ngVLA on accounting for variable source structure.

Another important application is space navigation. An interplanetary spacecraft can only be observed with radio frequencies and its differential position with respect to a background AGN can be measured with the accuracy that is limited only with the absolute position of an AGN. Note that 0.1 mas error in an AGN position translates to a position error 50 m of a spacecraft on a Martian orbit.

Continuous monitoring and identification of source structural changes with the ngVLA is paramount to the success of the VGOS system and space navigation, which is yet another symbiotic relationship with the next generation ICRF.

2.3 Extending the CRF to the South

The ICRF has historically suffered from a paucity of telescopes in the southern hemisphere (see Figure 1). The figure highlights the importance of the VLBA, since the ICRF at declinations $> -40^\circ$ is almost entirely based on VLBA. Sources in the southern hemisphere observed with the VLBA have declination formal errors more than double that in right ascension. North-south baselines are required to both densify and improve the accuracy of southern hemisphere sources. For high frequency observations, it may be possible to join the capabilities of current southern hemisphere interferometers such as the Atacama Large Millimeter Array (ALMA) and the Large Millimeter Telescope (LMT) to the proposed ngVLA. Some fraction of the antennas of the ngVLA should be geographically located as far south as possible, to include the southern hemisphere. This will address the source density issue, and allow us to begin addressing accuracy issues that are correlated with declination. One immediate effect this improvement will have will be to allow us to better measure Galactic aberration using VLBI.

A current limitation on the ICRF is the asymmetry between northern and southern hemispheres in numbers and accuracies of sources that is due to the preponderance of radio telescopes in the northern hemisphere. Southern telescopes that could be either incorporated part of the time, or (better yet), are full-time components of a next generation VLBI system, would allow us to develop a truly isotropic reference frame, both in terms of number and accuracy of sources.

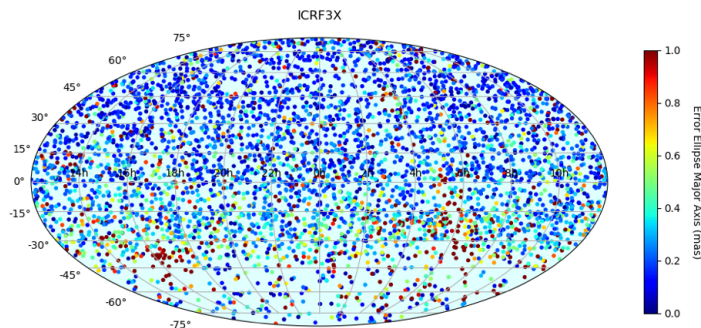


Figure 1: All sky projection of the ICRF-3 sources.

3 Science with Radio Astrometry

3.1 Active Galactic Nuclei – Studying the Dynamics of relativistic outflows

Almost all ICRF sources are AGNs with relativistic outflows that, depending on source properties, viewing angle, and observing frequency/resolution, can be resolved. This allows for interesting synergies between the astrophysical study of AGNs, while maintaining and improving the celestial reference frame.

Differences between the radio and optical AGN positions lead to one of the most spectacular results from Gaia, which is the discovery of optical relativistic jets at milli-arcsecond level (1-100 mas scales; Petrov, & Kovalev, 2017a). Position offsets between VLBI (predominantly from VLBA) and Gaia observations enabled this discovery. While Gaia observations themselves have provided incremental improvements, the combination of observations of parsec-scale jets from radio observations with Gaia optical positions and photometry creates a synthetic instrument with milli-arcsecond resolution in both the radio and optical wavelengths that is able to study relativistic jets at a level that neither is possible to observe with Very Long Baseline Interferometry, nor with Gaia alone (Petrov et al., 2019). The combined measurements enable: determination the origin of outbursts as either accretion disk, jet base, or a hot spot; determination of the ratio in the optical of synchrotron jet emission and the accretion disk; determination of the characteristic size of the optical jet; and determination of the distance of the accretion disk from the base of the jet. It also allows us to split the populations of AGNs into sub-populations of accretion disk dominated vs. synchrotron jet dominated objects (Plavin et al., 2019a). Within the next few years it will be possible, with existing facilities — primarily the VLBA — to expand the number of VLBI images of AGNs and increase accuracy of astrometric positions of targeted AGNs for combination with Gaia results. With the advent of 25–40 m-class optical and infrared telescopes over the next decade, we expect this combination of very high resolution optical and radio data to prove extremely fruitful in observing and better understanding jets.

The core-shift variability during AGN flares recently discovered by Plavin et al. (2019b) is one of the causes of the AGN position jitter. From the other hand, it opens the opportunity to study AGNs at scales finer than the size of an optically thick core. Monitoring of core-shift changes requires a dense VLBI network that is capable to observe at a wide range of frequencies — and the ngVLA is the ideal instrument for that.

One of the least tapped resources in astrometry and the study of relativistic outflows is polarized radio emission. A subclass of AGNs, namely BL Lac objects, were revealed to have stable polarization angle properties that are aligned with the jet axis (Hodge et al., 2018). In this case polarimetry serves as a probe into the inner structure of relativistic outflows and can provide an accurate anchor point that combined with the continuum emission could be used as an astrometric reference point, rejecting most of the optically thin radio emission. One goal for the future ICRF is to provide position differences in orthogonal polarizations, which comes “for free” in terms of observing time.

Enhancements to our ability to observe at high resolution in the radio—as well as access polarization information—will result in a significantly better understanding of the morphology and evolution of jets and radio-loud AGNs and better classification and modeling of source structure. This will, in turn, further enhance our understanding of how these effects affect position accuracy for purposes of phase referencing and forming and maintaining the reference frame.

3.2 Parallaxes and Proper Motions

In the past decade we have seen significant progress in Galactic astronomy thanks to astrometric observations. VLBI has provided an invaluable tool to determining model-independent distances and proper motions for pulsars. This area can particularly benefit from improvements in sensitivity due to increased recording data rates and bandwidths, as well as increased collecting area that SKA or ngVLA might provide. The measurement of pulsar proper motions is a timely topic. They provide the most stringent information on

neutron star kick velocities, which affects the fraction of binary neutron star systems that remain bound and their distribution within the host galaxy: both are crucial inputs for predicting binary coalescence rates for gravitational wave experiments and the brightness of their afterglows (Berger, 2014; Vigna-Gómez et al., 2018).

Another area of great promise is using the accurate determination of absolute proper motion of regions of the Galaxy that Gaia has problems accessing due to extinction. This includes tracing out the structure of the far side of the galaxy, and probing the Galactic center. In addition, the next generation of VLBI will be able to make high-accuracy measurements of local group objects that will allow us to create high accuracy 3D models, providing us with a much better understanding of dynamics as well as the evolution and fate of these objects.

Perhaps one of the most exciting radio-astronomy-related experiments over the next decade is the Event Horizon Telescope (EHT), combining mm-wavelength VLBI to observe the shadow of the event horizon of the black hole in our Galactic center. In doing so, the EHT demonstrated that astrometry at the μas scale is possible. This will enable measurements of black hole positions due to perturbations from surrounding stars and/or a black hole companion (e.g., Lu et al., 2018).

It should be noted that the only technique currently capable of determining parallactic distances with the accuracy—and thus, the only technique capable of validating Gaia measurements—is VLBI. For this reason alone, VLBI must be maintained and improved as an independent check on distance results from Gaia.

An expansion of capabilities at mm-wavelengths both at the VLBA and with ngVLA, will allow unprecedented capabilities to probe the innermost structures surrounding supermassive black holes as well as regions such as a Galactic center and the far side of the Galaxy that are difficult in optical frequencies due to extinction.

3.3 Accurate positions for Multi-wavelength science

In astronomy, accurate source positions are needed for association across wavelength in the absence of correlated variability. This has become particularly evident in high-energy astrophysics, where source localization is at the arcmin level. Thus, more than one third of the detected γ -ray sources cannot be associated with a multi-wavelength counterpart (e.g., Acero et al., 2015), because the optical sky is too crowded to make statistically significant associations. However, one can take advantage of the fact that more than half of the known high-energy sources are radio-loud AGNs, with a strong physical connection between high-energy emission at $>\text{MeV}$ energies and radio wavelengths. Thus, it is possible to establish new associations by probing for parsec-scale radio emission using VLBI in the region around unassociated γ -ray sources (e.g., Schinzel et al., 2017). Subsequently, through the radio positions, an association with an optical counterpart can be made, e.g., with Gaia or Pan-STARRS, which allows the establishment of a redshift measurement. The localization of Fermi sources from the 4FGL catalogue of $\sim 1/2$ sources comes from VLBI and it has five orders of magnitude(!) better accuracy than those γ -ray emitters without VLBI association.

Low-resolution high-energy sources can be correlated with radio sources; these can then be used, at high confidence, to identify optical and IR counterparts using Gaia and Pan-STARRS (and, in the future, LSST) observations. This is possible because of the high-resolution of VLBI, which enables correlation between the radio and optical sources. This correlation between high-energy sources with radio and optical counterparts allows access to significant amount of otherwise inaccessible information about the source, starting with redshift, and including many other astrophysical parameters, none of which may be available in the high-energy measurements. This example demonstrates the power of mas-scale radio positions to explore one of the least known parts of the sky.

3.4 An Astrometric Approach to Gravitational Waves

In addition to modulating length scales, gravitational waves deflect light (e.g., Braginsky et al., 1990; Kaiser & Jaffe, 1997). A dimensionless strain (fractional change in length) of $h \sim 5 \times 10^{-12}$ is equivalent to ~ 1 microarcsecond (μas) of angular deflection. Stochastic gravitational waves will deflect light rays in a quadrupolar (and higher multipole) pattern creating apparent proper motions (motions across the sky, perpendicular to the line of sight; see Figure 2 and Pyne et al. 1996; Gwinn et al. 1997; Book & Flanagan 2011). Proper motions can be depicted as a vector field on the celestial sphere, which can be decomposed into modes that resemble electric fields (curl-free E-modes) and magnetic fields (divergenceless B-modes). Gravitational waves will show equal power in E- and B-modes (Book & Flanagan, 2011), which can distinguish them from other signals such as anisotropic cosmic expansion (Darling, 2014; Paine et al., 2018).

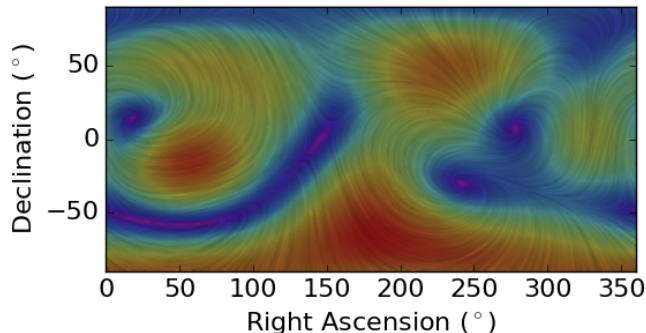


Figure 2: All-sky stream plot showing a random realization of apparent proper motions induced by gravitational waves with arbitrary amplitude (after Darling et al. 2018). Streamlines indicate the vector field direction, and the colors indicate the vector amplitude, from violet (zero) to red (maximum). The dominant angular mode is quadrupolar.

The gravitational waves that will produce extragalactic proper motions lie in the frequency range $10^{-18} \text{ Hz} < f < 10^{-8} \text{ Hz}$ (H_0 to 0.3 yr^{-1} , or the observing cadence). This overlaps the pulsar timing frequencies ($\sim 10^{-9}$ – 10^{-7} Hz ; e.g., Arzoumanian et al., 2016) and CMB polarization frequencies ($\sim 10^{-18}$ – 10^{-16} Hz ; e.g., Kamionkowski et al., 1997; Seljak & Zaldarriaga, 1997) and uniquely spans about seven orders of magnitude in frequency between the two methods (Darling et al., 2018). Astrometry thus provides a very large frequency window for characterization of primordial gravitational waves that is complementary to and independent of established methods.

The cosmic energy density of gravitational waves Ω_{GW} can be related to the proper motion variance $\langle \mu^2 \rangle$ as

$$\Omega_{\text{GW}} \sim \langle \mu^2 \rangle / H_0^2 \quad (1)$$

where $H_0 \simeq 7 \times 10^{-11} \text{ yr}^{-1} \simeq 15 \mu\text{as yr}^{-1}$ is the Hubble constant (Book & Flanagan, 2011). Measurement of the primordial stochastic gravitational wave background from proper motions is thus a straightforward characterization of the variance (or power) in the quadrupolar component of an all-sky proper motion signal. Limits have previously been obtained by Gwinn et al. (1997) and Titov et al. (2011) and most recently by Darling et al. (2018), $\Omega_{\text{GW}} < 6.4 \times 10^{-3}$ (95% confidence limit). If *Gaia* can reach its expected end-of-mission performance, including removal of current large-scale systematics, then a new limit of $\Omega_{\text{GW}} < 6 \times 10^{-4}$ may be possible (Darling et al., 2018).

VLBI continues to offer the best outlook for a primordial gravitational wave background (Bower et al., 2015; Darling et al., 2018b). An astrometry program that monitors 10,000 objects over 10 years using current VLBA-level astrometry ($\pm 10 \mu\text{as yr}^{-1}$ per object) should reach $\Omega_{\text{GW}} \sim 10^{-5}$ and will detect global correlated signals at the level of $\sim 0.1 \mu\text{as yr}^{-1}$, which is $\sim 0.7\%$ of H_0 . Such a monitoring program would require approximately 5 times the collecting area of the current VLBA (which monitors approximately 2,000 ICRF objects), well within the capabilities of future VLBI concepts.

J. D. acknowledges support from the NSF grant AST-1411605 and the NASA grant 14-ATP14-0086. Part of this research was carried out at the Jet Propulsion Laboratory, California Institute of Technology, under a contract with the National Aeronautics and Space Administration.

References

- Acerro, F., Ackermann, M., Ajello, M., et al. 2015, *ApJS*, 218, 23
- Arzoumanian, Z., Brazier, A., Burke-Spolaor, S., et al. 2016, *ApJ*, 821, 13
- Berger 2014, *A&A*, 52, 43
- Book, L. G. & Flanagan, É. É. 2011, *Phys. Rev. D*, 83, 024024
- Bower, G. C., Demorest, P., Braatz, J., et al. 2015, *ArXiv e-prints*, arXiv:1510.06432
- Braginsky, V. B., Kardashev, N. S., Polnarev, A. G., & Novikov, I. D. 1990, *Nuovo Cimento B*, 105, 1141
- Darling, J. 2014, *MNRAS*, 442, L66
- Darling, J., Truebenbach, A., & Paine, J. 2018, *ApJ*, 861, 113
- Darling, J., Truebenbach, A., & Paine, J. 2018, “Science with a Next Generation Very Large Array”, *ASP Conf. Ser.*, ed. E. Murphy, 517, 813
- Frouard, J., Johnson, M. C., Fey, A., et al. 2018, *AJ*, 155, 229.
- Gwinn, C. R., Eubanks, T. M., Pyne, T., Birkinshaw, M., & Matsakis, D. N. 1997, *ApJ*, 485, 87
- Hodge, M. A., Lister, M. L., Aller, M. F., et al. 2018, *ApJ*, 862, 151
- Kaiser, N. & Jaffe, A. 1997, *ApJ*, 484, 545
- Kamionkowski, M., Kosowsky, A., & Stebbins, A. 1997, *PhRvL*, 78, 2058
- Kellermann, K. I., Vermeulen, R. C., Zensus, J. A., & Cohen, M. H. 1998, *AJ*, 115, 1295
- Kovalev, Y. Y., Petrov, L., Plavin, A. V., *A&A*, 598, L1
- Lister, M. L., & Homan, D. C. 2005, *AJ*, 130, 1389
- Lister, M. L., et al. 2019, *ApJ*, submitted
- Lu, R.-S., Krichbaum, T. P., Roy, A. L., et al. 2018, *ApJ*, 859, 60
- Makarov, V. V., Frouard, J., Berghea, C. T., et al., *ApJ*, 835, 30
- Paine, J., Darling, J., & Truebenbach, A. 2018, *ApJS*, 236, 37
- Petrov, L., & Kovalev, Y. Y. 2017a, *MNRAS*, 467, L71.
- Petrov, L., & Kovalev, Y. Y. 2017b, *MNRAS*, 471, 3775.
- Petrov, L., Kovalev, Y. Y., & Plavin, A. V. 2019, *MNRAS*, 482, 3023
- Plavin, A. V., Kovalev, Y.Y., & Petrov, L., *ApJ*, 871, 2019, 143.

Plavin, A. V., et al., MNRAS (in press), 2019b, arxiv.org/abs/1811.02544

Pyne, T., Gwinn, C. R., Birkinshaw, M., Eubanks, T. M., & Matsakis, D. N. 1996, ApJ, 465, 566

Reid, M. J., & Honma, M. 2014, ARA&A, 52, 339

Schraml, J., Pauliny-Toth, I. I. K., Witzel, A., et al. 1981, ApJL, 251, L57

Schinzel, 2011, Ph.D. Thesis

Schinzel, F. K., Petrov, L., Taylor, G. B., & Edwards, P. G. 2017, ApJ, 838, 139

Seljak, U. & Zaldarriaga, M. 1997, PhRvL, 78, 2054

Titov, O., Lambert, S. B., & Gontier, A.-M. 2011, A&A, 529, A91

Vigna-Gómez, A., Neijssel, C. J., Stevenson, S., et al. 2018, MNRAS, 481, 4009

Zacharias, N., & Zacharias, M. I. 2014, AJ, 147, 95.