

Holomorphic anomaly of 2d Yang-Mills theory on a torus revisited

Kazumi Okuyama^a and Kazuhiro Sakai^b

^a*Department of Physics, Shinshu University, 3-1-1 Asahi, Matsumoto 390-8621, Japan*

^b*Institute of Physics, Meiji Gakuin University, Yokohama 244-8539, Japan*

E-mail: kazumi@azusa.shinshu-u.ac.jp, kzhrsakai@gmail.com

ABSTRACT: We study the large N 't Hooft expansion of the chiral partition function of 2d $U(N)$ Yang-Mills theory on a torus. There is a long-standing puzzle that no explicit holomorphic anomaly equation is known for the partition function, although it admits a topological string interpretation. Based on the chiral boson interpretation we clarify how holomorphic anomaly arises and propose a natural anti-holomorphic deformation of the partition function. Our deformed partition function obeys a fairly traditional holomorphic anomaly equation. Moreover, we find a closed analytic expression for the deformed partition function. We also study the behavior of the deformed partition function both in the strong coupling/large area limit and in the weak coupling/small area limit. In particular, we observe that drastic simplification occurs in the weak coupling/small area limit, giving another nontrivial support for our anti-holomorphic deformation.

Contents

1	Introduction	1
2	Partition function of 2d Yang-Mills theory on T^2	3
2.1	Free fermion interpretation	3
2.2	Chiral boson interpretation	4
2.3	1PI free energy	10
3	Holomorphic anomaly equation	11
3.1	Holomorphic anomaly equation for connected free energy	11
3.2	Holomorphic anomaly equation for 1PI free energy	13
4	Master representation and general properties	14
4.1	Master representation	15
4.2	Large t regime	16
4.3	Small t regime	16
4.4	Some remarks on determining \mathcal{F}_g	19
5	Conclusions and outlook	20
A	Calculation of free energy at $g = 3, 4$	21
B	Convention of special functions and some useful relations	27

1 Introduction

2d $U(N)$ Yang-Mills theory has been studied for a long time as a prototypical example of exactly solvable gauge theories [1–6]. It has a profound connection with matrix models and conformal field theories [7–9] as well as constitutes the integrable structures of various field and string theory models, including topological strings [10–13], supersymmetric gauge theories [14–19] and black hole microstates [20–22].

The large N ’t Hooft expansion of the partition function of 2d $U(N)$ Yang-Mills theory has been studied in the seminal paper by Gross and Taylor [23]. In the large N limit the partition function factorizes into the chiral and anti-chiral parts. The chiral partition function Z admits a string interpretation. It has the characteristic form $Z = \exp[\sum_{g=1}^{\infty} g_s^{2g-2} F_g]$ with the string coupling $g_s = 1/N$, where the free energy F_g “counts” the maps of a genus g string world-sheet to the 2d target space.

In this paper we focus on the case where the target space is a torus T^2 . The genus expansion of the partition function of 2d $U(N)$ Yang-Mills theory on a torus has been studied in detail [8, 24]. In particular it was shown [12, 25] that F_g ($g \geq 2$) is a quasi

modular form for $SL(2, \mathbb{Z})$ acting on the modulus τ , i.e. F_g is a polynomial of the three Eisenstein series $E_2(\tau)$, $E_4(\tau)$, $E_6(\tau)$.

It has been known that the chiral partition function Z is interpreted as the topological string partition function for a class of certain non-compact Calabi-Yau threefolds [20]. Concerning this there is a long-standing puzzle in the literature. The puzzle is about holomorphic anomaly. It is well known that the topological string partition function for Calabi-Yau threefolds obeys the holomorphic anomaly equation [26]. In fact, it was proposed in [9] that Z in the present case satisfies the holomorphic anomaly equation of the form

$$\frac{\partial Z}{\partial \bar{\tau}} = \left(\frac{g_s}{\text{Im}\tau} \right)^2 \frac{\partial^2 Z}{\partial \tau^2}. \quad (1.1)$$

In order to make sense of this equation, one needs to restore the anti-holomorphic dependence on $\bar{\tau}$. This is most commonly done by exploiting the trade-off between the holomorphic anomaly and the modular anomaly. It is empirically known [27, 28] that in many cases where the topological string amplitude is expressed in terms of quasi modular forms in τ , the anti-holomorphic dependence on $\bar{\tau}$ is restored by merely replacing $E_2(\tau)$ with

$$\widehat{E}_2(\tau, \bar{\tau}) = E_2(\tau) - \frac{3}{\pi \text{Im}\tau}. \quad (1.2)$$

However, it turns out that (1.1) is actually not satisfied when $\bar{\tau}$ -dependence is restored in this way. No correct holomorphic anomaly equation was found, nor consistent recovery of $\bar{\tau}$ -dependence was proposed for the 2d Yang-Mills theory on a torus.¹

In this paper we resolve this puzzle by clarifying how the holomorphic anomaly arises in the partition function. Our construction is based on the chiral boson interpretation of the 2d Yang-Mills theory on a torus. It turns out that E_2 's are originated from two kinds of source, the propagator and the period integrals, and only those from the former kind is reasonably promoted to \widehat{E}_2 . Taking this into account, we are able to identify the precise form of the holomorphic anomaly equation. We observe that the equation is of fairly traditional form similar to (1.1), but does not seem to be entirely equivalent.

We propose two different ways of restoring the $\bar{\tau}$ -dependence to $F = \ln Z$: one is obtained as the free energy \mathcal{F} for all connected diagrams and the other is obtained as the free energy $\mathcal{F}^{1\text{PI}}$ for one-particle irreducible (1PI) diagrams only. They are in fact related and we find a relation which gives \mathcal{F} in terms of $\mathcal{F}^{1\text{PI}}$. Correspondingly, we obtain two holomorphic anomaly equations, one is for \mathcal{F} and the other is for $\mathcal{F}^{1\text{PI}}$. The former is of traditional form as mentioned above while the latter has a rather unconventional form. Using the above relation between \mathcal{F} and $\mathcal{F}^{1\text{PI}}$ we have verified that the two holomorphic anomaly equations are equivalent.

¹ For instance, there is a statement in [29] that “In many cases no recursive holomorphic anomaly is known. E.g. for the 2d QCD example it was argued in [24] that such a recursion does not exist.” Also, in [30] it is stated that “There is, however, no known explicit holomorphic anomaly equations of higher genus for elliptic curves.”

Moreover, we find a closed analytic expression for the deformed partition function $\mathcal{Z} = \exp \mathcal{F}$. Using this expression we show that the holomorphic anomaly equation is satisfied by \mathcal{Z} at all orders of the genus expansion. We also study the behavior of the deformed partition function when the modulus $t = -2\pi i\tau$ is large and small, i.e. the 't Hooft coupling and/or the area of the torus is large and small. In the limit of large t , \mathcal{Z} reduces to an Airy integral. In the limit of small t , drastic simplification occurs and \mathcal{Z} is given by a Fermi-Dirac integral. This small t behavior of \mathcal{Z} is even simpler than that of the original partition function Z . We think that this gives another nontrivial support for our anti-holomorphic deformation.

This paper is organized as follows. In section 2, we first review the free fermion representation of the partition function without the anti-holomorphic dependence. Next, we review the chiral boson interpretation and elucidate how the anti-holomorphic dependence is naturally restored to the partition function. We then explain in detail how to calculate the free energy with anti-holomorphic dependence using Feynman diagrams. Finally we present the relation which expresses \mathcal{F} for connected diagrams in terms of \mathcal{F}^{1PI} for 1PI diagrams. In section 3, we present the holomorphic anomaly equations for both \mathcal{F} and \mathcal{F}^{1PI} . We also give them a diagrammatic interpretation. In section 4, we present the closed analytic expression for the deformed partition function \mathcal{Z} . We then study the large and small t behavior of \mathcal{Z} . We also discuss how \mathcal{F}_g is determined by using the holomorphic anomaly equation. In section 5, we conclude with some discussion for future directions. In Appendix A, we present a calculation of the free energy at $g = 3, 4$. In Appendix B, we summarize our convention of special functions and present some useful relations.

2 Partition function of 2d Yang-Mills theory on T^2

2.1 Free fermion interpretation

The chiral partition function of 2d $U(N)$ Yang-Mills theory on a torus admits the large N expansion²

$$Z(t) = \exp \left(\sum_{g=1}^{\infty} g_s^{2g-2} F_g(t) \right). \quad (2.1)$$

Here, $g_s = 1/N$ denotes the string coupling and t is the dimensionless combination of the 't Hooft coupling and the area A of the torus

$$t = g_{\text{YM}}^2 N A. \quad (2.2)$$

The large N 2d Yang-Mills theory is often viewed as a string theory [23, 31]. From this viewpoint $F_g(t)$ is regarded as the genus g free energy, which ‘‘counts’’ the maps of a genus

² Throughout this paper we ignore the non-perturbative $\mathcal{O}(e^{-1/g_s})$ corrections.

g string world-sheet to the target space T^2 . First few of them are

$$\begin{aligned} F_1 &= -\ln \eta, \\ F_2 &= \frac{5E_2^3 - 3E_2E_4 - 2E_6}{51840}, \\ F_3 &= -\frac{6E_2^6 - 15E_2^4E_4 - 4E_2^3E_6 + 12E_2^2E_4^2 + 12E_2E_4E_6 - 7E_4^3 - 4E_6^2}{35831808}, \end{aligned} \quad (2.3)$$

where $\eta = \eta(\tau)$, $E_{2n} = E_{2n}(\tau)$ are the Dedekind eta function and Eisenstein series of weight $2n$ respectively and

$$\tau = \frac{it}{2\pi}. \quad (2.4)$$

There are a number of ways to compute F_g . Among others, it is worth mentioning that the partition function Z admits an interpretation in terms of a system of non-relativistic free fermions on a circle [7]. This free fermion picture allows us to express Z at large N as [8, 12]

$$Z = Q^{-\frac{1}{24}} \oint \frac{dx}{2\pi ix} \prod_{p \in \mathbb{Z}_{\geq 0 + \frac{1}{2}}} \left(1 + xQ^p e^{g_s p^2/2}\right) \left(1 + x^{-1}Q^p e^{-g_s p^2/2}\right), \quad (2.5)$$

where $Q = e^{2\pi i\tau} = e^{-t}$. Based on this expression it was shown that F_g ($g \geq 2$) is a quasi modular form of weight $6g - 6$ for $SL(2, \mathbb{Z})$ [12, 25]. Using this fact one can, in principle, compute F_g up to any g from the above expression. Moreover, if we expand Z as $Z = e^{F_1} (1 + \sum_{n=1}^{\infty} g_s^{2n} Z_n)$, Z_n obeys a simple recursion relation, originally found in [25] and improved in [32], which determines F_g much more efficiently than just expanding (2.5).

2.2 Chiral boson interpretation

As discussed in [8, 9] (see also [11, 13]), the bosonization maps the free fermion system for the 2d Yang-Mills theory to a theory of compactified boson field φ . In this picture the chiral partition function is expressed as

$$\mathcal{Z} = \int \mathcal{D}\varphi \exp \left[\int_{T^2} \left(\bar{\partial}\varphi \partial\varphi + \frac{g_s}{3!} (\partial\varphi)^3 \right) \right]. \quad (2.6)$$

Here, we let a new symbol \mathcal{Z} denote the ‘‘bosonic’’ (B-model) partition function, meaning that it slightly differs from the ‘‘fermionic’’ (A-model) partition function Z in (2.5). As is well known, the correspondence between the fermionic and bosonic pictures is nontrivial and the exact equivalence of the partition functions is achieved only if one appropriately takes account of all the winding modes of the compactified boson φ . In defining \mathcal{Z} , however, we consider only the local quantum fluctuation and ignore the winding mode contribution. \mathcal{Z} then deviates from Z and gets mild $\bar{\tau}$ dependence. We will see that \mathcal{Z} defined in this way provides us with a natural generalization of Z .

We expand the partition function (2.6) as

$$\ln \mathcal{Z} = \mathcal{F} = \sum_{g=1}^{\infty} g_s^{2g-2} \mathcal{F}_g. \quad (2.7)$$

The free energy \mathcal{F}_g is then given by

$$\mathcal{F}_g = \left\langle \left(\frac{1}{3!} \int (\partial\varphi)^3 \right)^{2g-2} \right\rangle_{\text{connected}}. \quad (2.8)$$

The expectation value is evaluated by the Wick contraction by means of the propagator

$$G(z_1, z_2) := \langle \partial\varphi(z_1) \partial\varphi(z_2) \rangle. \quad (2.9)$$

We take the torus here (i.e. on the B-model side) to be

$$T^2 := \mathbb{C}/(2\pi\mathbb{Z} + 2\pi\tau\mathbb{Z}). \quad (2.10)$$

The propagator is then given by [8, 9]

$$\begin{aligned} G(z_1, z_2) &= -\wp(z_1 - z_2) - \frac{\widehat{E}_2}{12} \\ &= -\wp(z_1 - z_2) - \frac{E_2}{12} + S. \end{aligned} \quad (2.11)$$

Here, \widehat{E}_2 is defined in (1.2) and we have introduced the notation

$$S := \frac{1}{t + \bar{t}} = \frac{1}{4\pi\text{Im}\tau} = \frac{E_2 - \widehat{E}_2}{12}. \quad (2.12)$$

The propagator (2.11) is obtained by taking two derivatives of the usual free boson propagator $\langle \varphi(z_1, \bar{z}_1) \varphi(z_2, \bar{z}_2) \rangle$. Note that S accounts for the background charge, which is inversely proportional to the area $4\pi^2\text{Im}\tau$ of the torus (2.10). Such a non-holomorphic piece may or may not remain in the final result, depending on one's treatment of the winding mode of φ . If one takes account of all the winding mode contributions, S is eventually canceled out [33]. On the other hand, if one restricts oneself to the large N limit, the compact nature of φ is not seen [8] and one can consistently ignore the winding mode. We choose the latter option and keep the S dependence intact.

The free energy (2.8) is computed as the sum of all possible connected Feynman diagrams with $2g-2$ trivalent vertices. To evaluate the Feynman diagrams, we need to specify the integration prescription. We follow the prescription of [8, 34]: For a Feynman diagram Γ with $2g-2$ trivalent vertices, the integral is given by

$$I_\Gamma = \oint \prod_{i=1}^{2g-2} \frac{dx_i}{2\pi i x_i} \prod_{k=1}^{3g-3} G(x_k^+/x_k^-) = \text{Coeff}_{x_1^0 \dots x_{2g-2}^0} \left[\prod_{k=1}^{3g-3} G(x_k^+/x_k^-) \right], \quad (2.13)$$

where x_i labels the i th vertex and x_k^\pm are the two vertices connected by the k th propagator. The propagator $G(x)$ is given by

$$\begin{aligned} G(x) &= \sum_{n=1}^{\infty} \frac{n(x^n + x^{-n}Q^n)}{1 - Q^n} + S \\ &= \sum_{n \in \mathbb{Z}} \frac{xQ^n}{(1 - xQ^n)^2} + S, \end{aligned} \quad (2.14)$$

which is equivalent to $G(z, 0)$ given in (2.11) with the identification $x = e^{iz}$.³ As demonstrated in [34], one can easily evaluate the Feynman diagram at least in the small Q expansion. One difference from [34] is that here we have the non-holomorphic piece S in the propagator. Consequently, the result is not simply a quasi modular form, but a polynomial in S whose coefficients are given by quasi modular forms. More specifically, we assume that the result takes the form

$$I_\Gamma = \sum_{k=0}^{3g-3} S^k f_{6g-6-2k}(\tau) \quad (2.15)$$

with $f_{2n}(\tau)$ being a quasi modular form of weight $2n$. Then we can find the exact expression by matching the small Q expansion.

A few technical remarks are in order: The residue integral in (2.13) is equivalent to the period integral over one of the fundamental cycles of the torus. In terms of the variable z , the period integral is expressed as

$$\oint dz(\cdots) = \frac{1}{2\pi} \int_{z_0}^{z_0+2\pi} dz(\cdots), \quad (2.16)$$

where z_0 is a generic value chosen in such a way that the integration path avoids the singularities. For instance, it is easy to check that the above prescription based on (2.13) and (2.14) reproduces the period integrals used in [8]

$$\oint dz\wp(z) = -\frac{E_2}{12}, \quad \oint dz\wp(z)^2 = \frac{E_4}{144}, \quad \oint dz\wp(z)^3 = \frac{4E_6 - 9E_2E_4}{8640}. \quad (2.17)$$

Next, the evaluation of the multiple Laurent series expansion (2.13) needs care, because the order of the expansions matters. The reader is referred for the details to the reference [34]. Here we simply mention that what we need to do is to take the symmetric average of all the possible orderings of $|x_i|$ for the position x_i of vertices in (2.13). Third, the symmetry factor is simply given by the order of the automorphism group of the graph Γ [34]. This means that the contribution of the Feynman diagram Γ to the free energy is to be normalized as

$$\frac{1}{|\text{Aut}(\Gamma)|} I_\Gamma. \quad (2.18)$$

Due to the presence of S in the propagator a new feature appears: 1-particle reducible (1PR) diagrams do not vanish and yield nontrivial contribution to the free energy. One can argue that the integral I for the 1PR diagram Γ always has the structure $I = SI_1I_2$, as follows: Suppose that Γ can be decomposed as $\Gamma_1 \cup \Gamma_2$ with a single propagator $G(x_a/x_b)$ connecting Γ_1 and Γ_2 . The contribution of Γ is written schematically as

$$I = \oint \frac{dx_a}{2\pi i x_a} \frac{dx_b}{2\pi i x_b} G(x_a/x_b) \times \prod_{u \in \Gamma_1} \frac{dx_u}{2\pi i x_u} \prod G(x_{u_i}/x_{u_j}) G(x_{u_k}/x_a) \prod_{v \in \Gamma_2} \frac{dx_v}{2\pi i x_v} \prod G(x_{v_i}/x_{v_j}) G(x_{v_k}/x_b). \quad (2.19)$$

³ By abusing notation we let the same propagator be denoted by $G(z, 0)$ or $G(x)$, depending on the context.

Since the propagator depends only on the ratio of x 's, we can set $x_a = x_b = 1$ in the second line of (2.19) by rescaling $x_u \rightarrow x_u x_a$ and $x_v \rightarrow x_v x_b$. Thus we find

$$\begin{aligned}
I &= \oint \frac{dx_a}{2\pi i x_a} \frac{dx_b}{2\pi i x_b} G(x_a/x_b) \\
&\quad \times \prod_{u \in \Gamma_1} \frac{dx_u}{2\pi i x_u} \prod G(x_{u_i}/x_{u_j}) G(x_{u_k}) \prod_{v \in \Gamma_2} \frac{dx_v}{2\pi i x_v} \prod G(x_{v_i}/x_{v_j}) G(x_{v_k}) \\
&= SI_1 I_2,
\end{aligned} \tag{2.20}$$

where I_k ($k = 1, 2$) is the integral for the diagram Γ_k . From this it is clear that all 1PR diagrams vanish in the limit $\bar{\tau} \rightarrow -i\infty$ or $S \rightarrow 0$. This is why one has only to consider 1PI diagrams in the literature.

1PR diagrams often contain the self-contraction $G(x/x) = G(z, z)$. Naively, it diverges as $-\wp(\epsilon) \sim -1/\epsilon^2$ for $\epsilon \rightarrow 0$. However, the self-contraction always appears as the tadpole diagram and thus the amplitude can be consistently renormalized. We do this by regularizing $G(z, z)$ as

$$G(z, z) = -\frac{E_2}{12} + S = -\frac{\widehat{E}_2}{12}. \tag{2.21}$$

One can understand it by applying the zeta-function regularization to (2.14):⁴ The propagator $G(x)$ in (2.14) at $x = 1$ is regularized as

$$\begin{aligned}
G(x=1) &= \sum_{n=1}^{\infty} n + 2 \sum_{n=1}^{\infty} \frac{nQ^n}{1-Q^n} + S \\
&= \zeta(-1) + \frac{1-E_2}{12} + S = -\frac{E_2}{12} + S.
\end{aligned} \tag{2.22}$$

Here we have used $\zeta(-1) = -1/12$.

An important identity, which we will use frequently, is

$$DG(z_1, z_2) = \oint dz_3 G(z_1, z_3) G(z_3, z_2), \tag{2.23}$$

where

$$D := -\partial_t = Q\partial_Q = \frac{1}{2\pi i} \frac{\partial}{\partial \tau}. \tag{2.24}$$

This identity can easily be shown by using the expression (2.14) as

$$\begin{aligned}
&\oint \frac{dy}{2\pi i y} G(y/x_1) G(y/x_2) \\
&= S^2 + \oint \frac{dy}{2\pi i y} \sum_{n,m=1}^{\infty} \frac{n(y^n/x_1^n + (x_1^n/y^n)Q^n)}{1-Q^n} \frac{m(y^m/x_2^m + (x_2^m/y^m)Q^m)}{1-Q^m} \\
&= S^2 + \sum_{n=1}^{\infty} \frac{n^2(x_1^n/x_2^n + x_2^n/x_1^n)Q^n}{(1-Q^n)^2} \\
&= DG(x_1/x_2).
\end{aligned} \tag{2.25}$$

⁴See [35] for another regularization using the heat kernel.

$$D \begin{array}{c} 1 \\ \bullet \end{array} \text{---} \begin{array}{c} 2 \\ \bullet \end{array} = \begin{array}{c} 1 \\ \bullet \end{array} \text{---} \begin{array}{c} 3 \\ \bullet \end{array} \text{---} \begin{array}{c} 2 \\ \bullet \end{array}$$

Figure 1. Diagrammatic representation of the identity (2.23).

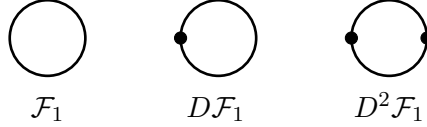


Figure 2. Feynman diagrams for \mathcal{F}_1 and its derivatives.

Here we have used $DS = S^2$ in (B.7). Note that the identity (2.23) has a simple diagrammatic representation, as shown in Figure 1. That is, the differential operator D inserts an internal vertex into a propagator. Note also that the regularization (2.21) is compatible with the identity (2.23).

The form of \mathcal{F}_1 is not computed from the Feynman diagram, but it is rather related to the normalization of the path integral (2.6). It is convenient to fix it as

$$\mathcal{F}_1 = \ln \sqrt{2\pi S} - \ln \eta. \quad (2.26)$$

Its derivatives $D\mathcal{F}_1$ and $D^2\mathcal{F}_1$ are computed easily as

$$D\mathcal{F}_1 = \frac{1}{2}S - \frac{E_2}{24}, \quad D^2\mathcal{F}_1 = \frac{1}{2}S^2 - \frac{E_2^2 - E_4}{288}. \quad (2.27)$$

(See (B.7) for the differentiation of S , η and E_{2n} .) Fixed in this way, \mathcal{F}_1 and its derivatives have a nice diagrammatic interpretation, as shown in Figure 2: One can formally regard a circle as the Feynman diagram for \mathcal{F}_1 . As the differential operator D inserts an internal vertex into a propagator, the Feynman diagram for $D\mathcal{F}_1$ and $D^2\mathcal{F}_1$ should then be a circle with one and two internal vertex(ices) respectively. Indeed, one can express (2.27) also as

$$D\mathcal{F}_1 = \frac{1}{2} \oint dz G(z, z), \quad D^2\mathcal{F}_1 = \frac{1}{2} \oint dz_1 dz_2 G(z_1, z_2)^2, \quad (2.28)$$

which are, up to normalization, the very integrals derived from the Feynman diagrams.⁵ The expressions (2.28) are verified easily by using (2.21) and (2.17), or the latter expression is derived from the former one by using (2.23).

Using the above techniques, one can compute \mathcal{F}_g up to any g in principle. As an illustration let us compute \mathcal{F}_2 . As shown in Figure 3, there are two Feynman diagrams that contribute to \mathcal{F}_2 . We therefore express \mathcal{F}_2 as

$$\mathcal{F}_2 = \mathcal{F}_2^{(1)} + \mathcal{F}_2^{(2)} \quad (2.29)$$

⁵ One might think that the symmetry factor for $D^2\mathcal{F}_1$ would be $1/4$ according to the rule (2.18), but it is actually $1/2$ as we see in (2.28). This is not contradictory since the rule (2.18) is derived for diagrams made up of trivalent vertices only and does not necessarily apply to the present case.




Figure 3. Feynman diagrams for \mathcal{F}_2 .

with

$$\begin{aligned}\mathcal{F}_2^{(1)} &:= \frac{1}{12} \oint dz_1 dz_2 G(z_1, z_2)^3, \\ \mathcal{F}_2^{(2)} &:= \frac{1}{8} \oint dz_1 dz_2 G(z_1, z_1) G(z_1, z_2) G(z_2, z_2).\end{aligned}\tag{2.30}$$

First, $\mathcal{F}_2^{(1)}$ is evaluated as

$$\begin{aligned}\mathcal{F}_2^{(1)} &= \frac{1}{12} \oint dz_1 dz_2 G(z_1, 0)^3 = \frac{1}{12} \oint dz_1 G(z_1, 0)^3 \\ &= -\frac{1}{12} \oint dz_1 \left[\frac{\widehat{E}_2^3}{12^3} + 3 \frac{\widehat{E}_2^2}{12^2} \wp(z_1) + 3 \frac{\widehat{E}_2}{12} \wp(z_1)^2 + \wp(z_1)^3 \right] \\ &= \frac{-5\widehat{E}_2^3 + 15E_2\widehat{E}_2^2 - 15E_4\widehat{E}_2 + 9E_2E_4 - 4E_6}{103680} \\ &= \frac{1}{12} S^3 - \frac{E_2^2 - E_4}{576} S + \frac{5E_2^3 - 3E_2E_4 - 2E_6}{51840}.\end{aligned}\tag{2.31}$$

In the first equality we have changed the integration variables as $(z_1, z_2) \rightarrow (z_1 + z_2, z_2)$ and in the third line we have used (2.17). The final form has been appeared previously in the literature [33]. Note that $\mathcal{F}_2^{(1)}$ becomes F_2 in the limit $S \rightarrow 0$, reproducing the original calculation of [8]. Next, let us evaluate $\mathcal{F}_2^{(2)}$. This is easy because the diagram for $\mathcal{F}_2^{(2)}$ is 1PR and thus the integral is factorized as in (2.20). It is clear from the Feynman diagram that

$$\mathcal{F}_2^{(2)} = \frac{1}{2} S (D\mathcal{F}_1)^2 = \frac{1}{2} S \left(\frac{1}{2} S - \frac{E_2}{24} \right)^2.\tag{2.32}$$

We thus obtain

$$\mathcal{F}_2 = \frac{5}{24} S^3 - \frac{E_2}{48} S^2 - \frac{E_2^2 - 2E_4}{1152} S + \frac{5E_2^3 - 3E_2E_4 - 2E_6}{51840}.\tag{2.33}$$

We also present the results of \mathcal{F}_3 and \mathcal{F}_4 in Appendix A.

As one can see from the above calculation, there are two sources of E_2 or \widehat{E}_2 : one is the explicit dependence of \widehat{E}_2 in the propagator (2.11) and the other E_2 is coming from the integration of $\wp(z)$ in (2.17). The latter does not appear in the combination of $\widehat{E}_2 = E_2 - 12S$ and thus the final result of \mathcal{F}_g is a mixture of E_2 and \widehat{E}_2 (see e.g. the third line of (2.31)). This clearly shows that the naive prescription of replacing all E_2 by \widehat{E}_2 does not work in the case of 2d Yang-Mills theory.

One can choose any linear combination of S and E_2 as a basis when writing \mathcal{F}_g as a polynomial. In (2.33) we expressed \mathcal{F}_2 in terms of the basis $\{S, E_2, E_4, E_6\}$. Another convenient basis is $\{S, \widehat{E}_2, E_4, E_6\}$, in which \mathcal{F}_2 is written as

$$\mathcal{F}_2 = \frac{5\widehat{E}_2^2 + 2E_4}{1920}S + \frac{5\widehat{E}_2^3 - 3\widehat{E}_2E_4 - 2E_6}{51840}. \quad (2.34)$$

From this one can see that \mathcal{F}_g does not come back to itself under the modular transformation since S transforms inhomogeneously (see (B.8) for the modular transformation of $\{S, \widehat{E}_2, E_4, E_6\}$). This lack of modularity can be understood from the definition of \mathcal{F}_g : as shown in (2.13) and (2.16), the Feynman diagrams are evaluated as period integrals along the A-cycle $z \in [0, 2\pi]$ of T^2 , and the A-cycle and the B-cycle $z \in [0, 2\pi\tau]$ are treated asymmetrically in our formalism.

2.3 1PI free energy

The free energy \mathcal{F}_g ($g \geq 2$) is calculated by evaluating all connected diagrams. One can decompose \mathcal{F}_g as

$$\mathcal{F}_g = \mathcal{F}_g^{1\text{PI}} + \mathcal{F}_g^{1\text{PR}}, \quad (2.35)$$

where $\mathcal{F}_g^{1\text{PI}}$ and $\mathcal{F}_g^{1\text{PR}}$ are the contributions from the 1PI and 1PR diagrams respectively. As we saw above, all 1PR diagrams vanish when $S = 0$, namely $\mathcal{F}_g^{1\text{PR}}(t, S = 0) = 0$. On the other hand, we have defined \mathcal{F}_g so that $\mathcal{F}_g(t, S = 0) = F_g(t)$. Therefore, we have

$$\mathcal{F}_g^{1\text{PI}}(t, S = 0) = F_g(t) \quad (g \geq 2). \quad (2.36)$$

This implies that not only \mathcal{F}_g but also $\mathcal{F}_g^{1\text{PI}}$ can be regarded as a natural anti-holomorphic deformation of F_g .

The explicit form of $\mathcal{F}_g^{1\text{PI}}$ can be easily obtained for small g . The first two are

$$\begin{aligned} \mathcal{F}_1^{1\text{PI}} &= \mathcal{F}_1 = \ln \sqrt{2\pi S} - \ln \eta, \\ \mathcal{F}_2^{1\text{PI}} &= \mathcal{F}_2^{(1)} = \frac{1}{12}S^3 - \frac{E_2^2 - E_4}{576}S + \frac{5E_2^3 - 3E_2E_4 - 2E_6}{51840}. \end{aligned} \quad (2.37)$$

We also present the results of $\mathcal{F}_3^{1\text{PI}}$ and $\mathcal{F}_4^{1\text{PI}}$ in Appendix A.

The factorization property (2.20) of 1PR Feynman integrals suggests that \mathcal{F}_g is written in terms of $\mathcal{F}_{g'}^{1\text{PI}}$ with $g' \leq g$. Indeed, one observes that

$$\begin{aligned} \mathcal{F}_1 &= \mathcal{F}_1^{1\text{PI}}, \\ \mathcal{F}_2 &= \mathcal{F}_2^{1\text{PI}} + \frac{1}{2}S(D\mathcal{F}_1^{1\text{PI}})^2, \\ \mathcal{F}_3 &= \mathcal{F}_3^{1\text{PI}} + SD\mathcal{F}_1^{1\text{PI}}D\mathcal{F}_2^{1\text{PI}} + \frac{1}{2}S^2D^2\mathcal{F}_1^{1\text{PI}}(D\mathcal{F}_1^{1\text{PI}})^2 + \frac{1}{6}S^3(D\mathcal{F}_1^{1\text{PI}})^3. \end{aligned} \quad (2.38)$$

To describe the general rule, let us introduce the total 1PI and 1PR free energies

$$\mathcal{F}^{1\text{PI}} := \sum_{g=1}^{\infty} g_s^{2g-2} \mathcal{F}_g^{1\text{PI}}, \quad \mathcal{F}^{1\text{PR}} := \sum_{g=1}^{\infty} g_s^{2g-2} \mathcal{F}_g^{1\text{PR}}. \quad (2.39)$$

We conjecture that \mathcal{F} is expressed in terms of \mathcal{F}^{1PI} as

$$\mathcal{F}(t, S) = \lim_{\hbar \rightarrow 0} \hbar \ln \left[\frac{1}{\sqrt{2\pi\hbar S}} \int_{-\infty}^{\infty} d\phi \exp \left(\frac{1}{\hbar} \left[-\frac{\phi^2}{2S} + \frac{g_s \phi^3}{6} + \mathcal{F}^{\text{1PI}}(t - g_s \phi, S) \right] \right) \right]. \quad (2.40)$$

This expression should be understood by means of the power series expansion in g_s . Each coefficient of the expansion is evaluated essentially by the Gaussian integral.

The relation (2.40) has a simple interpretation. To see this, we subtract \mathcal{F}^{1PI} from both sides of the equation and rewrite it as

$$\begin{aligned} & \mathcal{F}^{\text{1PR}}(t, S) \\ &= \lim_{\hbar \rightarrow 0} \hbar \ln \left[\frac{1}{\sqrt{2\pi\hbar S}} \int_{-\infty}^{\infty} d\phi \exp \left(\frac{1}{\hbar} \left[-\frac{\phi^2}{2S} + \frac{g_s \phi^3}{6} + \sum_{n=1}^{\infty} \frac{g_s^n \phi^n}{n!} D^n \mathcal{F}^{\text{1PI}}(t, S) \right] \right) \right]. \end{aligned} \quad (2.41)$$

Let us now regard the ordinary integral in ϕ as a ‘‘path integral.’’ We then see that the ‘‘action’’ consists of the quadratic kinetic term, the cubic interaction and the n -point interactions. The free energy given by the above ‘‘path integral’’ is calculated by evaluating all connected diagrams made up of these interaction vertices connected by the propagator S . The limit $\hbar \rightarrow 0$ means that we have only to consider tree-level diagrams. Indeed, in the original boson theory any 1PR diagram is a tree graph whose vertices are the trivalent vertex or the n -point 1PI diagrams with $n > 0$. The edge of the tree graph is given by the propagator G , which in this case reduces to S due to the factorization property (2.20). Note that the symmetry factor for a graph is simply given by the inverse of the order of its automorphism group, in the same way as in (2.18).

As we will see, the relation (2.40) is very stimulating in regard to understanding about our main result presented in section 4.

3 Holomorphic anomaly equation

A long-standing puzzle in the literature is that the partition function Z does not seem to satisfy a simple holomorphic anomaly equation. As we mentioned, the puzzle originates in the wrong assumption that anti-holomorphic derivative $\partial_{\bar{\tau}}$ is essentially equivalent to ∂_{E_2} . This is empirically true for many cases, but does not apply to the present case. As we saw in the last section, there are two sources of E_2 's and only E_2 's brought by the propagator should be replaced with \widehat{E}_2 . In this section we will see that the free energy \mathcal{F}_g and the partition function \mathcal{Z} indeed satisfy a usual holomorphic anomaly equation. The form of the equation is slightly different from the original proposal (1.1) in [9]. We will also present a holomorphic anomaly equation for $\mathcal{F}_g^{\text{1PI}}$.

3.1 Holomorphic anomaly equation for connected free energy

By using the explicit form of \mathcal{F}_g , it is not difficult to write down the holomorphic anomaly equation for small g . Since $\bar{\tau}$ always appears through S , we can use

$$\partial_S = 8\pi i (\text{Im}\tau)^2 \partial_{\bar{\tau}} \quad (3.1)$$

$$2\partial_S \mathcal{F}_g = D^2 \mathcal{F}_{g-1} + S D \mathcal{F}_{g-1} + \sum_{h=1}^{g-1} D \mathcal{F}_h D \mathcal{F}_{g-h}$$

Figure 4. Diagrammatic interpretation of the holomorphic anomaly equation (3.5). The propagator removed by the action of ∂_S is indicated by the dotted line.

as the anti-holomorphic derivative.

It follows immediately from (2.27), (2.31) and (2.32) that

$$\partial_S \mathcal{F}_2^{(1)} = \frac{1}{2} D^2 \mathcal{F}_1, \quad \partial_S \mathcal{F}_2^{(2)} = \frac{1}{2} (D \mathcal{F}_1)^2 + \frac{1}{2} S D \mathcal{F}_1. \quad (3.2)$$

From this one can write the holomorphic anomaly equation for \mathcal{F}_2 as

$$2\partial_S \mathcal{F}_2 = (D + S) D \mathcal{F}_1 + D \mathcal{F}_1 D \mathcal{F}_1. \quad (3.3)$$

One can repeat the same calculation for \mathcal{F}_3 and \mathcal{F}_4 . The results are

$$\begin{aligned} 2\partial_S \mathcal{F}_3 &= (D + S) D \mathcal{F}_2 + 2 D \mathcal{F}_1 D \mathcal{F}_2, \\ 2\partial_S \mathcal{F}_4 &= (D + S) D \mathcal{F}_3 + 2 D \mathcal{F}_1 D \mathcal{F}_3 + D \mathcal{F}_2 D \mathcal{F}_2. \end{aligned} \quad (3.4)$$

Regarding these results we conjecture that

$$2\partial_S \mathcal{F}_g = (D + S) D \mathcal{F}_{g-1} + \sum_{h=1}^{g-1} D \mathcal{F}_h D \mathcal{F}_{g-h} \quad (g \geq 2). \quad (3.5)$$

We will present several consistency checks of this equation.

Let us first mention that the equation (3.5) admits a natural diagrammatic interpretation as shown in Figure 4. Recall that S always comes into the free energy through the propagator (2.11). Therefore, the action of ∂_S is interpreted as the removal of a propagator from the Feynman diagram. Diagrammatically, there are three different cases: $D^2 \mathcal{F}_{g-1}$ and $S D \mathcal{F}_{g-1}$ on the right hand side of (3.5) correspond to removal of a normal propagator and a self-contracted one respectively, where the resulting diagram remains connected. $D \mathcal{F}_h D \mathcal{F}_{g-h}$ corresponds to removal of a normal propagator, where the resulting diagram becomes disconnected.

It is also possible to express the holomorphic anomaly equation (3.5) in terms of \mathcal{F} or \mathcal{Z} in (2.7). One can easily show that (3.5) is equivalent to

$$2\partial_S \mathcal{F} - S^{-1} = g_s^2 [(D + S) D \mathcal{F} + (D \mathcal{F})^2], \quad (3.6)$$

where we have subtracted the genus-one term $2\partial_S \mathcal{F}_1 = S^{-1}$ on the left hand side. One can also recast (3.6) into the equation for the partition function $\mathcal{Z} = \exp \mathcal{F}$

$$(2\partial_S - S^{-1}) \mathcal{Z} = g_s^2 (D + S) D \mathcal{Z}. \quad (3.7)$$

We can remove the awkward term S^{-1} on the left hand side of (3.7) by rescaling the partition function as

$$\widehat{\mathcal{Z}} = \frac{\eta}{\sqrt{2\pi S}} \mathcal{Z} = \exp \left(\sum_{g=2}^{\infty} g_s^{2g-2} \mathcal{F}_g \right). \quad (3.8)$$

Then the holomorphic anomaly equation for $\widehat{\mathcal{Z}}$ becomes

$$2\partial_S \widehat{\mathcal{Z}} = g_s^2 \left(D + S - \frac{\widehat{E}_2}{24} \right) \left(D - \frac{\widehat{E}_2}{24} \right) \widehat{\mathcal{Z}}. \quad (3.9)$$

One can rewrite it in terms of $\partial_{\bar{\tau}}$ using (3.1). Written in this form, our holomorphic anomaly equation is similar to the original proposal (1.1) of [9], but does not seem to be entirely equivalent.

Our holomorphic anomaly equation is very reminiscent of that of Bershadsky-Cecotti-Ooguri-Vafa (BCOV) for Calabi-Yau threefolds [26]. It was shown that topological string amplitude \tilde{F}_g ($g \geq 2$) for any Calabi-Yau threefold is a polynomial in the generators \mathcal{S}^{ij} , \mathcal{S}^i , \mathcal{S} , K_i [36, 37]. By regarding \tilde{F}_g as a function in these generators $\tilde{F}_g(\mathcal{S}^{ij}, \mathcal{S}^i, \mathcal{S}, K_i; z_i, \bar{z}_i)$, the BCOV holomorphic anomaly equation is written as [37, 38]

$$\frac{\partial \tilde{F}_g}{\partial \mathcal{S}^{ij}} = \frac{1}{2} \sum_{h=1}^{g-1} D_i \tilde{F}_h D_j \tilde{F}_{g-h} + \frac{1}{2} D_i D_j \tilde{F}_{g-1}, \quad (3.10)$$

$$0 = \frac{\partial \tilde{F}_g}{\partial K_i} + \mathcal{S}^i \frac{\partial \tilde{F}_g}{\partial \mathcal{S}} + \mathcal{S}^{ij} \frac{\partial \tilde{F}_g}{\partial \mathcal{S}^j}. \quad (3.11)$$

By identifying the coordinate and the propagator as

$$z^1 = t, \quad \mathcal{S}^{11} = S \quad (3.12)$$

and the covariant derivatives as

$$D_1 \tilde{F}_g = D \mathcal{F}_g, \quad D_1 D_1 \tilde{F}_{g-1} = (D + S) D \mathcal{F}_{g-1}, \quad (3.13)$$

(3.10) coincides with our equation (3.5). However, this is merely a heuristic argument and it should not be taken at face value since we have not computed the connection and the covariant derivative on the moduli space. The detail of this calculation can be found in [39]. It would be interesting to understand the more precise relation between our holomorphic anomaly equation (3.5) and that of BCOV (3.10).

3.2 Holomorphic anomaly equation for 1PI free energy

In this subsection we see that $\mathcal{F}_g^{1\text{PI}}$ also obeys a simple holomorphic anomaly equation. For small g one can explicitly derive that

$$\begin{aligned} 2\partial_S \mathcal{F}_1^{1\text{PI}} &= S^{-1}, \\ 2\partial_S \mathcal{F}_2^{1\text{PI}} &= D^2 \mathcal{F}_1^{1\text{PI}}, \\ 2\partial_S \mathcal{F}_3^{1\text{PI}} &= D^2 \mathcal{F}_2^{1\text{PI}} + S (D^2 \mathcal{F}_1^{1\text{PI}})^2, \\ 2\partial_S \mathcal{F}_4^{1\text{PI}} &= D^2 \mathcal{F}_3^{1\text{PI}} + 2SD^2 \mathcal{F}_2^{1\text{PI}} D^2 \mathcal{F}_1^{1\text{PI}} + S^2 (D^2 \mathcal{F}_1^{1\text{PI}})^3. \end{aligned} \quad (3.14)$$

$$2\partial_S \mathcal{F}^{1\text{PI}} = S^{-1} + \underbrace{\text{Diagram 1}}_{g_s^2 D^2 \mathcal{F}^{1\text{PI}}} + \underbrace{\text{Diagram 2}}_{g_s^4 S (D^2 \mathcal{F}^{1\text{PI}})^2} + \dots$$

Figure 5. Diagrammatic interpretation of the holomorphic anomaly equation (3.16). The propagator removed by the action of ∂_S is indicated by the dotted line.

We conjecture that these relations follow from the holomorphic anomaly equation of the form

$$2S\partial_S \mathcal{F}^{1\text{PI}} = \frac{1}{1 - g_s^2 S D^2 \mathcal{F}^{1\text{PI}}}. \quad (3.15)$$

By means of power series expansion in g_s we have checked that (3.15) is equivalent to (3.6) under the identification (2.40). It would be interesting to prove this equivalence.

The equation (3.15) also has a simple diagrammatic interpretation. To see this, we rewrite it as

$$2\partial_S \mathcal{F}^{1\text{PI}} = S^{-1} + g_s^2 D^2 \mathcal{F}^{1\text{PI}} + g_s^4 S (D^2 \mathcal{F}^{1\text{PI}})^2 + g_s^6 S^2 (D^2 \mathcal{F}^{1\text{PI}})^3 + \dots. \quad (3.16)$$

Written in this form, the equation is interpreted as follows: The first term on the right hand side accounts for $2\partial_S \mathcal{F}_1^{1\text{PI}} = S^{-1}$ at order $\mathcal{O}(g_s^0)$. At order $\mathcal{O}(g_s^{2g-2})$ ($g \geq 2$), ∂_S acting on a 1PI diagram removes a propagator from it. The resulting diagram is a connected diagram and thus viewed as a tree graph whose vertices are 1PI diagrams or the trivalent vertex. In order for the original diagram to be 1PI, however, the tree graph in this case cannot have any branching. That is, the resulting diagram is always a linear graph on 1PI components as shown in Figure 5. This represents (3.16).

We note that (3.15) can also be written as

$$\partial_S \mathcal{F}_g^{1\text{PI}} = \sum_{h=1}^{g-1} S \partial_S \mathcal{F}_h^{1\text{PI}} D^2 \mathcal{F}_{g-h}^{1\text{PI}} \quad (g \geq 2). \quad (3.17)$$

This is obtained by multiplying both sides of (3.15) by the factor $(1 - g_s^2 S D^2 \mathcal{F}^{1\text{PI}})$ and then expanding in g_s . This expression is convenient for practical use.

4 Master representation and general properties

The holomorphic anomaly equation allows us to compute \mathcal{F}_g efficiently up to very high order. This enables us to find an all-order expression for \mathcal{Z} , as presented below. Using this expression we discuss some general properties of \mathcal{Z} .

4.1 Master representation

We conjecture that the partition function $\mathcal{Z}(t, S)$ defined by the boson theory is simply given by

$$\mathcal{Z}(t, S) = \int_{-\infty}^{\infty} d\phi e^{-\frac{\phi^2}{2S} + \frac{g_s \phi^3}{6}} Z(t - g_s \phi). \quad (4.1)$$

Here, $Z(t)$ is the partition function defined in the fermion theory (2.5). The expression (4.1) should be understood by means of the power series expansion in g_s : each coefficient of the expansion is evaluated essentially by the Gaussian integral.

Interestingly, the above relation between \mathcal{Z} and Z is very similar to (2.40) that relates \mathcal{F} and $\mathcal{F}^{1\text{PI}}$. Regarding this similarity and rewriting (4.1) as

$$e^{\mathcal{F}(t, S)} = \int_{-\infty}^{\infty} d\phi \exp \left(-\frac{\phi^2}{2S} + \frac{g_s \phi^3}{6} + \sum_{n=0}^{\infty} \frac{g_s^n \phi^n}{n!} D^n F(t) \right), \quad (4.2)$$

one can make the following interpretation: \mathcal{F} is evaluated as the sum of all possible connected graphs (allowing loops) consisting of the trivalent vertex, the n -point vertices ($n \geq 0$) and the edge, to which factors g_s , $g_s^n D^n F$ and S are assigned respectively. The symmetry factor for a graph Γ is simply given by $|\text{Aut}(\Gamma)|^{-1}$, in the same way as in section 2.

We have checked (4.1) by using the explicit data of \mathcal{F}_g and F_g for small g . As a further consistency check, let us verify that \mathcal{Z} given by (4.1) indeed satisfies the holomorphic anomaly equation (3.7). To begin with, let us introduce a formal differential operator $D_t := -(\partial_t)_S$, which is a partial derivative with respect to t holding S constant. We distinguish it from $D = -\partial_t$, which acts on both t and S . D is expressed in terms of D_t as

$$D = S^2 \partial_S + D_t. \quad (4.3)$$

In other words, we treat t and S as independent variables and D_t does not act on S

$$D_t f(t) = -\partial_t f(t), \quad D_t S = 0. \quad (4.4)$$

By plugging (4.1) into (3.7), the left hand side of (3.7) is

$$\begin{aligned} (2\partial_S - S^{-1})\mathcal{Z} &= \int_{-\infty}^{\infty} d\phi e^{-\frac{\phi^2}{2S} + \frac{g_s \phi^3}{6}} \left(\frac{\phi^2}{S^2} - \frac{1}{S} \right) Z(t - g_s \phi) \\ &= \int_{-\infty}^{\infty} d\phi e^{-\frac{\phi^2}{2S} + \frac{g_s \phi^3}{6} + g_s \phi D_t} \left(\frac{\phi^2}{S^2} - \frac{1}{S} \right) Z(t). \end{aligned} \quad (4.5)$$

On the other hand, the right hand side of (3.7) is

$$g_s^2 (D + S) D \mathcal{Z} = \int_{-\infty}^{\infty} d\phi e^{-\frac{\phi^2}{2S} + \frac{g_s \phi^3}{6} + g_s \phi D_t} g_s^2 \left(D_t + S + \frac{\phi^2}{2} \right) \left(D_t + \frac{\phi^2}{2} \right) Z(t), \quad (4.6)$$

where we have used the identity

$$e^{\frac{\phi^2}{2S}} S^2 \partial_S e^{-\frac{\phi^2}{2S}} = S^2 \partial_S + \frac{\phi^2}{2}. \quad (4.7)$$

One can easily show that the difference of the left and right hand sides of (3.7) is a total derivative

$$\begin{aligned} & (2\partial_S - S^{-1})\mathcal{Z} - g_s^2(D + S)D\mathcal{Z} \\ &= \int_{-\infty}^{\infty} d\phi \frac{d}{d\phi} \left\{ e^{-\frac{\phi^2}{2S} + \frac{g_s\phi^3}{6} + g_s\phi D_t} \left[-\frac{\phi}{S} - g_s \left(D_t + S + \frac{\phi^2}{2} \right) \right] Z(t) \right\}. \end{aligned} \quad (4.8)$$

By performing a power series expansion in g_s , one can see that the boundary contribution vanishes order by order. Hence, the holomorphic anomaly equation (3.7) is satisfied.

4.2 Large t regime

When t is large, one can study the partition function \mathcal{Z} by means of the power series expansion in $Q = e^{-t}$. This is done by plugging the fermionic representation (2.5) into (4.1):

$$\begin{aligned} \mathcal{Z} &= \int_{-\infty}^{\infty} d\phi e^{-\frac{\phi^2}{2S} + \frac{g_s\phi^3}{6}} (Qe^{g_s\phi})^{-\frac{1}{24}} \\ &\quad \times \oint \frac{dx}{2\pi ix} \prod_{p \in \mathbb{Z}_{\geq 0 + \frac{1}{2}}} \left(1 + x(Qe^{g_s\phi})^p e^{g_s p^2/2} \right) \left(1 + x^{-1}(Qe^{g_s\phi})^p e^{-g_s p^2/2} \right). \end{aligned} \quad (4.9)$$

Expanding this expression in Q one can obtain the small Q expansion of \mathcal{Z} up to any order.

In particular, in the limit $t \rightarrow \infty$, i.e. $Q = 0$, the partition function is simply given by the Airy integral

$$\lim_{t \rightarrow \infty} \widehat{\mathcal{Z}} = \frac{1}{\sqrt{2\pi S}} \int_{-\infty}^{\infty} d\phi e^{-\frac{g_s\phi}{24} - \frac{\phi^2}{2S} + \frac{g_s\phi^3}{6}}, \quad (4.10)$$

where $\widehat{\mathcal{Z}}$ is defined in (3.8) and we have treated t and S as independent variables. Note that the Airy function also appears in a certain limit of topological string partition function [38] and the all-genus resummation of the free energy of ABJM theory on S^3 [40, 41]. We should stress that the integral transformation (4.1) defines a mapping between the bosonic and the fermionic partition functions without assuming a particular limit. Our formula (4.1) is very reminiscent of the transformation appearing in the Fermi gas formalism [41, 42]. It would be interesting to understand the relation to [41, 42] better.

4.3 Small t regime

One can study the small t behavior of the free energy by using the modular transformation (B.8). The Eisenstein series transform as

$$\begin{aligned} \widehat{E}_2(\tau) &= \frac{1}{\tau^2} E_2 \left(-\frac{1}{\tau} \right) + \frac{12}{t} - \frac{12}{t + \bar{t}}, \\ E_{2n}(\tau) &= \frac{1}{\tau^{2n}} E_{2n} \left(-\frac{1}{\tau} \right) \quad (n \geq 2). \end{aligned} \quad (4.11)$$

Therefore, taking t small and setting $\bar{t} = 0$, one has

$$\begin{aligned}\widehat{E}_2(\tau) &= \frac{1}{\tau^2} \left[1 + \mathcal{O}\left(e^{-\frac{4\pi^2}{\bar{t}}}\right) \right], \\ E_{2n}(\tau) &= \frac{1}{\tau^{2n}} \left[1 + \mathcal{O}\left(e^{-\frac{4\pi^2}{\bar{t}}}\right) \right] \quad (n \geq 2).\end{aligned}\tag{4.12}$$

In this regime one also has

$$S = \frac{1}{t},\tag{4.13}$$

which follows from (2.12) with $\bar{t} = 0$.

Taking this into account, let us regard \mathcal{F}_g as a polynomial in the generators $\widehat{E}_2, E_4, E_6, S$. One immediately finds that \mathcal{F}_g is of weight $6g - 6$, where weight $2, 4, 6, 2$ are assigned to $\widehat{E}_2, E_4, E_6, S$ respectively. Let us express it as

$$\mathcal{F}_g = \sum_{k=0}^{3g-3} P_{g,k}(\widehat{E}_2, E_4, E_6) S^k \quad (g \geq 2).\tag{4.14}$$

$P_{g,k}$ is a polynomial of weight $6g - 2k - 6$. Note that

$$P_{g,0} \Big|_{\widehat{E}_2=E_2} = F_g.\tag{4.15}$$

Based on the explicit data of \mathcal{F}_g up to high genus we find the following two conjectural properties. A peculiar feature of \mathcal{F}_g is that higher powers of S vanish when written in the basis of S and \widehat{E}_2

$$P_{g,k} = 0 \quad \text{for} \quad k \geq 2g - 2.\tag{4.16}$$

See (2.34), (A.7) and (A.9) for the examples of this property of \mathcal{F}_g for $g = 2, 3, 4$. Moreover, if we set

$$\widehat{E}_2 = E_4 = E_6 = 1,\tag{4.17}$$

we find

$$P_{g,k} \Big|_{\widehat{E}_2=E_4=E_6=1} = \begin{cases} \frac{\sqrt{\pi}(1 - 2^{2g-1})B_{2g}}{2(2g)!\Gamma(5/2 - 2g)} & \text{for } k = 2g - 3, \\ 0 & \text{otherwise,} \end{cases}\tag{4.18}$$

where B_k is the Bernoulli number (see Appendix B). In other words,

$$\mathcal{F}_g \Big|_{\widehat{E}_2=E_4=E_6=1} = \frac{\sqrt{\pi}(1 - 2^{2g-1})B_{2g}}{2(2g)!\Gamma(5/2 - 2g)} S^{2g-3} \quad (g \geq 2).\tag{4.19}$$

One can now evaluate the behavior of \mathcal{F}_g in the small t regime as follows. By plugging (4.12) into (4.14), one sees that all $P_{g,k}$ except for $k = 2g - 3$ vanish up to the $\mathcal{O}(e^{-4\pi^2/t})$

corrections. The only remaining $P_{g,2g-3}$ is of weight $2g$ and thus it gets the overall factor τ^{-2g} along with the value in (4.18). Hence we have

$$\begin{aligned}\mathcal{F}_g \Big|_{t \ll 1, \bar{t}=0} &= \tau^{-2g} \mathcal{F}_g \Big|_{\hat{E}_2=E_4=E_6=1, S=t^{-1}} + \mathcal{O}\left(e^{-\frac{4\pi^2}{t}}\right) \\ &= \frac{\sqrt{\pi}(2^{2g-1}-1)\zeta(2g)}{\Gamma(5/2-2g)} t^{3-4g} + \mathcal{O}\left(e^{-\frac{4\pi^2}{t}}\right) \quad (g \geq 2).\end{aligned}\tag{4.20}$$

Here we have used the relation between B_{2g} and $\zeta(2g)$ in (B.6). As one can see from (2.2), the limit $t \rightarrow 0$ corresponds to the weak coupling/small area limit. F_g in this limit was studied previously [24, 43, 44]. Remarkably, here we see that \mathcal{F}_g has a much simpler limit than that of F_g .

It is known that the polylogarithm function $\text{Li}_s(z) := \sum_{k=1}^{\infty} z^k/k^s$, or the Fermi-Dirac integral of order $s-1$, has the asymptotic expansion of the form (see e.g. [44])

$$\begin{aligned}-\text{Li}_s(-e^\mu) &= \frac{1}{\Gamma(s)} \int_0^\infty \frac{\varepsilon^{s-1} d\varepsilon}{e^{\varepsilon-\mu} + 1} \\ &= 2 \sum_{k=0}^{\infty} \frac{(1-2^{1-2k})\zeta(2k)}{\Gamma(s+1-2k)} \mu^{s-2k} + \mathcal{O}(e^{-\mu}).\end{aligned}\tag{4.21}$$

By using this, \mathcal{F} in the regime

$$\mu \equiv \frac{t^2}{2g_s} \gg 1, \quad t \ll 1, \quad \bar{t} = 0\tag{4.22}$$

is expressed as

$$\begin{aligned}\mathcal{F} + \frac{t^3}{3g_s^2} &= -\sqrt{\frac{\pi}{2g_s}} \text{Li}_{3/2}(-e^\mu) \\ &= \sqrt{\frac{2}{g_s}} \int_0^\infty \frac{\varepsilon^{1/2} d\varepsilon}{e^{\varepsilon-\mu} + 1},\end{aligned}\tag{4.23}$$

where we have ignored the $\mathcal{O}(e^{-\mu})$ and $\mathcal{O}(e^{-4\pi^2/t})$ corrections. This is in accordance with the result of [44], where the appearance of the Fermi-Dirac integral in the weak coupling limit was observed by a quite different approach. Also, it is interesting to observe that the non-perturbative correction $e^{-\mu} = e^{-t^2/2g_s}$ agrees with the one found in the resurgence analysis in [32].

Note that the second term on the left hand side of (4.23) can be thought of as the genus-zero free energy $\mathcal{F}_0(t) = t^3/3$ in the bosonic theory, which differs from that in the fermionic theory $F_0(t) = -t^3/6$ [20]. If we include the genus-zero contribution, the exponential factor of (4.1) with $S = 1/t$ becomes

$$\frac{\mathcal{F}_0(t)}{g_s^2} - \frac{t\phi^2}{2} + \frac{g_s\phi^3}{6} = \frac{F_0(t-g_s\phi)}{g_s^2} + \frac{\mu(t-g_s\phi)}{g_s}.\tag{4.24}$$

Thus, after a change of integration variable $\phi \rightarrow -(\phi - t/g_s)$, (4.1) reduces to a very simple expression in the regime of (4.22)

$$\exp\left(-\sqrt{\frac{\pi}{2g_s}} \text{Li}_{3/2}(-e^\mu)\right) = \int_{-\infty}^{\infty} d\phi e^{\mu\phi} \exp\left(\sum_{g=0}^{\infty} g_s^{2g-2} F_g(g_s\phi)\right).\tag{4.25}$$

If we neglect the non-perturbative corrections of order $\mathcal{O}(e^{-1/t})$, \mathcal{F}_g becomes a polynomial in $1/t$. Such polynomial part of \mathcal{F}_g can be determined recursively by solving the holomorphic anomaly equation (3.5) together with (4.20) as the boundary condition at $S = 1/t$ to fix the integration constant, also known as the holomorphic ambiguity. Let us demonstrate this procedure for \mathcal{F}_2 as an example. We start with the small t behavior of the genus-one free energy (2.26)

$$\mathcal{F}_1(t, S) = \frac{1}{2} \ln S + \frac{1}{2} \ln t + \frac{\pi^2}{6t}. \quad (4.26)$$

Here and below we ignore the $\mathcal{O}(e^{-1/t})$ corrections. Plugging (4.26) into the holomorphic anomaly equation (3.5) at $g = 2$, we find $\mathcal{F}_2(t, S)$ up to a holomorphic ambiguity $F_2(t)$

$$\mathcal{F}_2(t, S) = \frac{5}{24} S^3 + \left(\frac{\pi^2}{12t^2} - \frac{1}{4t} \right) S^2 + \left(\frac{\pi^4}{72t^4} + \frac{\pi^2}{12t^3} - \frac{1}{8t^2} \right) S + F_2(t). \quad (4.27)$$

By imposing the boundary condition at $S = 1/t$ (4.20)

$$\mathcal{F}_2(t, S = 1/t) = \frac{7\pi^4}{120t^5}, \quad (4.28)$$

$F_2(t)$ is fixed as

$$F_2(t) = \frac{2\pi^4}{45t^5} - \frac{\pi^2}{6t^4} + \frac{1}{6t^3}. \quad (4.29)$$

This agrees with the known small t behavior of $F_2(t)$ [24, 43, 44]. In a similar manner, one can compute the higher genus free energy in the small t regime by solving the holomorphic anomaly equation recursively. We should stress that the polynomial-in- $1/t$ part of the holomorphic ambiguity is completely fixed by the boundary condition (4.20).

4.4 Some remarks on determining \mathcal{F}_g

As we have seen above, the peculiar features (4.16) and (4.18) correspond to the boundary condition of \mathcal{F} at $t = 0$. In the theory of topological strings, it is well known that the holomorphic anomaly equation does not determine the higher genus amplitudes completely, leaving holomorphic ambiguities. It is also known that the ambiguities can be partially (or sometimes completely) removed by exploiting the polynomial structure [36, 37] and some boundary conditions at special points of the moduli space. While in the present case we have several ways to determine \mathcal{F}_g without ambiguity, it is still interesting to see to what extent the boundary conditions (4.16) and (4.18) constrain the form of \mathcal{F}_g .

In what follows let us forget everything and assume only that \mathcal{F}_g has the polynomial structure (4.14) and satisfies the holomorphic anomaly equation (3.5). For given g (≥ 2), the holomorphic anomaly equation completely determines the form of $P_{g,k}$ for $k > 0$, given the forms of the lower genus amplitudes \mathcal{F}_h ($1 \leq h \leq g - 1$). Therefore, the only undetermined polynomial is $P_{g,0}$, which is a quasi modular form of weight $6g - 6$. It consists of $\frac{3g^2}{4} \left(\frac{3g^2+1}{4} \right)$ monomials in \widehat{E}_2, E_4, E_6 when g is even (odd). We observe that the boundary conditions (4.16) and (4.18) partially determine the unknown coefficients. The number of determined coefficients increases slightly faster than linearly as g grows.

(For instance, 30 out of 75 coefficients are fixed at $g = 10$, 78 out of 300 coefficients are fixed at $g = 20$.)

To remove the ambiguities completely, one way to go further is to evaluate the higher order corrections to the expression (4.23) and obtain more boundary conditions at $t = 0$. We have the impression that this requires rather intricate analysis. Alternatively, instead of/together with (4.16) and (4.18), one can impose boundary conditions at $t = \infty$. Such conditions are obtained as many as one wants by expanding (4.9) or (2.5) in Q . As we mentioned in section 2, however, imposing these conditions are essentially equivalent to solving the recursion relation of [32], which is much more efficient in determining $F_g = P_{g,0}|_{\widehat{E}_2=E_2}$. We have the impression that solving the holomorphic anomaly equation (3.5) together with the recursion relation of [32] is the most efficient way to obtain \mathcal{F}_g up to given g .

5 Conclusions and outlook

In this paper we have clarified how holomorphic anomaly arises in the partition function of 2d $U(N)$ Yang-Mills theory on a torus and proposed a natural anti-holomorphic deformation of the partition function. Our construction is based on the chiral boson interpretation of the partition function. We have pointed out that consistent recovery of the $\bar{\tau}$ -dependence is achieved by simply ignoring the winding mode contribution. As a result, the deformed partition function \mathcal{Z} defined in this way contains both \widehat{E}_2 and E_2 . \widehat{E}_2 always appears through the propagator G in (2.11) and contains the $\bar{\tau}$ -dependence while E_2 emerges from period integrals such as (2.17) and should not be replaced with \widehat{E}_2 . We have demonstrated in detail how to calculate the deformed free energy \mathcal{F}_g and $\mathcal{F}_g^{1\text{PI}}$. They are calculated by evaluating all connected and all 1PI diagrams with $2g - 2$ vertices respectively.

We have then identified the precise form of the holomorphic anomaly equation: (3.6) for \mathcal{F} , (3.7) for $\mathcal{Z} = \exp \mathcal{F}$ and (3.15) for $\mathcal{F}^{1\text{PI}}$. We have observed that (3.6) for \mathcal{F} is very reminiscent of the traditional BCOV holomorphic anomaly equation. On the other hand, (3.15) for $\mathcal{F}^{1\text{PI}}$ has a rather unconventional form. However, \mathcal{F} and $\mathcal{F}^{1\text{PI}}$ are related as in (2.40) and using this relation we have verified by means of the genus expansion that two holomorphic anomaly equations (3.6) and (3.15) are equivalent.

Finally, we have conjectured a closed analytic expression for the deformed partition function \mathcal{Z} : It is expressed in terms of the undeformed partition function Z as in (4.1) or as the free fermion representation in (4.9). We have also studied the behavior of \mathcal{Z} both in the cases of large and small t . In the limit of $t \rightarrow \infty$ the partition function \mathcal{Z} becomes a mere Airy integral in (4.10). On the other hand, in the limit of small t with some other conditions (4.22), the free energy \mathcal{F} is expressed in terms of a Fermi-Dirac integral as in (4.23). This small t result of \mathcal{F} should be compared with the small area limit of F . It turns out that \mathcal{F} becomes simpler than F due to the occurrence of the drastic cancellations (4.16) and (4.18). We think that this provides us with another nontrivial support for our anti-holomorphic deformation.

In this paper we have made several conjectures, which leave room for further investigation. Our main conjecture is the closed analytic expression (4.1) for \mathcal{Z} . While we have

given it a diagrammatic interpretation, the expression is still mysterious and we would like to have a better understanding. For example, it would be very nice if the form of (4.1) is understood directly from the original path integral (2.6). (4.1) is reminiscent of the relation between the canonical and the grand canonical partition functions in the Fermi gas formalism in [41, 42]. Also, the appearance of the Airy integral and the Fermi-Dirac integral suggests a possible connection to the Fermi gas formalism, which deserves further investigation.

As mentioned above, we have verified that the two holomorphic anomaly equations (3.6) for \mathcal{F} and (3.15) for \mathcal{F}^{1PI} are equivalent. It would be interesting to prove the equivalence. Another related question is whether \mathcal{F}^{1PI} also admits a closed analytic expression similar to (4.1) for \mathcal{Z} . We have discussed the similarity between (3.6) and the traditional BCOV holomorphic anomaly equation. It would be interesting to understand the more precise relation between them.

In our previous paper [32], we have studied the non-perturbative correction $\mathcal{O}(e^{-1/g_s})$ in the genus expansion of partition function Z , and found evidence that the contribution of baby universes advocated in [22] is not included in the partition function of 2d Yang-Mills theory. To gain more confidence on the absence of baby universes in the partition function of 2d Yang-Mills theory, it would be interesting to study the trans-series solution of the holomorphic anomaly equation (3.6) along the lines of [45]. We leave this as an interesting future problem.

Acknowledgments

We would like to thank Ricardo Schiappa for correspondence and discussion. This work was supported in part by JSPS KAKENHI Grant Nos. 26400257 and 16K05316, and JSPS Japan-Russia Research Cooperative Program.

A Calculation of free energy at $g = 3, 4$

In this appendix we calculate \mathcal{F}_g and $\mathcal{F}_g^{\text{1PI}}$ at $g = 3, 4$. As shown in Figure 6, there are five diagrams that contribute to \mathcal{F}_3 . The corresponding integrals are explicitly written as

$$\begin{aligned}
\mathcal{F}_3^{(1)} &:= \frac{1}{16} \oint G_{12}^2 G_{34}^2 G_{13} G_{24}, \\
\mathcal{F}_3^{(2)} &:= \frac{1}{24} \oint G_{12} G_{13} G_{14} G_{23} G_{24} G_{34}, \\
\mathcal{F}_3^{(3)} &:= \frac{1}{8} \oint G_{12}^2 G_{13} G_{23} G_{34} G_{44}, \\
\mathcal{F}_3^{(4)} &:= \frac{1}{16} \oint G_{11} G_{12} G_{23}^2 G_{34} G_{44}, \\
\mathcal{F}_3^{(5)} &:= \frac{1}{48} \oint G_{11} G_{22} G_{33} G_{14} G_{24} G_{34}.
\end{aligned} \tag{A.1}$$

Here, we have used the abbreviated notation

$$G_{12} \equiv G(z_1, z_2) = G(x_1/x_2) \tag{A.2}$$

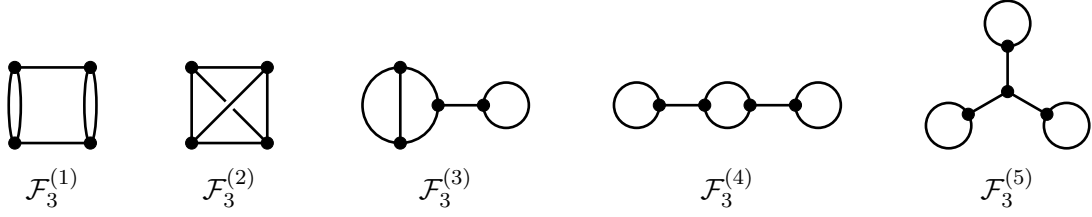


Figure 6. Feynman diagrams for \mathcal{F}_3 .

and suppressed integration variables from the period integral.

Among these, $\mathcal{F}_3^{(1)}$ and $\mathcal{F}_3^{(2)}$ are 1PI, for which the integrals are nontrivial. To calculate them, we first evaluate the integrals in the small Q expansion up to sufficiently high order. We then make the ansätze of the form (2.15) and match them with the Q expansion results. In this way we are able to obtain the following exact results

$$\begin{aligned}
\mathcal{F}_3^{(1)} &= \frac{1}{16}S^6 - \frac{E_2^2 - E_4}{1152}S^4 - \frac{3E_4^4 - 22E_2^2E_4 + 32E_2E_6 - 13E_4^2}{331776}S^2 \\
&\quad + \frac{E_2^5 - 4E_2^3E_4 + 2E_2^2E_6 + 3E_2E_4^2 - 2E_4E_6}{497664}S \\
&\quad - \frac{3E_2^6 - 6E_2^4E_4 - 4E_2^3E_6 + 3E_2^2E_4^2 + 12E_2E_4E_6 - 4E_4^3 - 4E_6^2}{35831808}, \\
\mathcal{F}_3^{(2)} &= \frac{1}{24}S^6 - \frac{E_2^3 - 3E_2E_4 + 2E_6}{10368}S^3 - \frac{E_4^4 - 6E_2^2E_4 + 8E_2E_6 - 3E_4^2}{165888}S^2 \\
&\quad + \frac{E_2^5 - 4E_2^3E_4 + 2E_2^2E_6 + 3E_2E_4^2 - 2E_4E_6}{497664}S - \frac{E_2^6 - 3E_2^4E_4 + 3E_2^2E_4^2 - E_4^3}{11943936}.
\end{aligned} \tag{A.3}$$

On the other hand, the rest are 1PR and thus, as shown in (2.20), factorize into known pieces

$$\begin{aligned}
\mathcal{F}_3^{(3)} &= SD\mathcal{F}_1D\mathcal{F}_2^{(1)}, \\
\mathcal{F}_3^{(4)} &= \frac{1}{2}S^2(D\mathcal{F}_1)^2D^2\mathcal{F}_1, \\
\mathcal{F}_3^{(5)} &= \frac{1}{6}S^3(D\mathcal{F}_1)^3.
\end{aligned} \tag{A.4}$$

$D\mathcal{F}_1$ and $D^2\mathcal{F}_1$ are given in (2.27). $D\mathcal{F}_2^{(1)}$ is computed from (2.31) by using (B.7) as

$$D\mathcal{F}_2^{(1)} = \frac{1}{4}S^4 - \frac{E_2^2 - E_4}{576}S^2 - \frac{E_2^3 - 3E_2E_4 + 2E_6}{3456}S + \frac{E_2^4 - 2E_2^2E_4 + E_4^2}{41472}. \tag{A.5}$$

We thus obtain

$$\begin{aligned}
\mathcal{F}_3 &= \mathcal{F}_3^{(1)} + \mathcal{F}_3^{(2)} + \mathcal{F}_3^{(3)} + \mathcal{F}_3^{(4)} + \mathcal{F}_3^{(5)} \\
&= \frac{5}{16} S^6 - \frac{5E_2}{192} S^5 - \frac{3E_2^2 - 5E_4}{2304} S^4 - \frac{9E_2^3 - 48E_2E_4 + 40E_6}{82944} S^3 \\
&\quad + \frac{2E_2^4 + 15E_2^2E_4 - 40E_2E_6 + 23E_4^2}{331776} S^2 \\
&\quad + \frac{3E_2^5 - 14E_2^3E_4 + 8E_2^2E_6 + 11E_2E_4^2 - 8E_4E_6}{995328} S \\
&\quad - \frac{6E_2^6 - 15E_2^4E_4 - 4E_2^3E_6 + 12E_2^2E_4^2 + 12E_2E_4E_6 - 7E_4^3 - 4E_6^2}{35831808}, \\
\mathcal{F}_3^{\text{1PI}} &= \mathcal{F}_3^{(1)} + \mathcal{F}_3^{(2)} \\
&= \frac{5}{48} S^6 - \frac{E_2^2 - E_4}{1152} S^4 - \frac{E_2^3 - 3E_2E_4 + 2E_6}{10368} S^3 \\
&\quad - \frac{5E_2^4 - 34E_2^2E_4 + 48E_2E_6 - 19E_4^2}{331776} S^2 \\
&\quad + \frac{E_2^5 - 4E_2^3E_4 + 2E_2^2E_6 + 3E_2E_4^2 - 2E_4E_6}{248832} S \\
&\quad - \frac{6E_2^6 - 15E_2^4E_4 - 4E_2^3E_6 + 12E_2^2E_4^2 + 12E_2E_4E_6 - 7E_4^3 - 4E_6^2}{35831808}.
\end{aligned} \tag{A.6}$$

In terms of the basis $\{S, \widehat{E}_2, E_4, E_6\}$ they are expressed as

$$\begin{aligned}
\mathcal{F}_3 &= -\frac{35\widehat{E}_2^3 + 42\widehat{E}_2E_4 + 16E_6}{27648} S^3 - \frac{58\widehat{E}_2^4 + 33\widehat{E}_2^2E_4 - 40\widehat{E}_2E_6 - 51E_4^2}{331776} S^2 \\
&\quad - \frac{3\widehat{E}_2^5 - 2\widehat{E}_2^3E_4 - 4\widehat{E}_2^2E_6 - \widehat{E}_2E_4^2 + 4E_4E_6}{331776} S \\
&\quad - \frac{6\widehat{E}_2^6 - 15\widehat{E}_2^4E_4 - 4\widehat{E}_2^3E_6 + 12\widehat{E}_2^2E_4^2 + 12\widehat{E}_2E_4E_6 - 7E_4^3 - 4E_6^2}{35831808}, \\
\mathcal{F}_3^{\text{1PI}} &= -\frac{17\widehat{E}_2^3 + 27\widehat{E}_2E_4 + 12E_6}{20736} S^3 - \frac{45\widehat{E}_2^4 + 38\widehat{E}_2^2E_4 - 32\widehat{E}_2E_6 - 51E_4^2}{331776} S^2 \\
&\quad - \frac{2\widehat{E}_2^5 - \widehat{E}_2^3E_4 - 3\widehat{E}_2^2E_6 - \widehat{E}_2E_4^2 + 3E_4E_6}{248832} S \\
&\quad - \frac{6\widehat{E}_2^6 - 15\widehat{E}_2^4E_4 - 4\widehat{E}_2^3E_6 + 12\widehat{E}_2^2E_4^2 + 12\widehat{E}_2E_4E_6 - 7E_4^3 - 4E_6^2}{35831808}.
\end{aligned} \tag{A.7}$$

One can calculate \mathcal{F}_4 and $\mathcal{F}_4^{\text{1PI}}$ in the same way. As shown in Figure 7, there are 17 diagrams that contribute to \mathcal{F}_4 . The first five of them are 1PI while the others are 1PR. The calculations are tedious but straightforward. The final results are as follows:

$$\begin{aligned}
\mathcal{F}_4 = & \frac{1105}{1152}S^9 - \frac{5}{64}E_2S^8 - \frac{5(7E_2^2 - 12E_4)}{9216}S^7 - \frac{53E_2^3 - 285E_2E_4 + 240E_6}{165888}S^6 \\
& - \frac{31E_2^4 - 712E_2^2E_4 + 1360E_2E_6 - 680E_4^2}{2654208}S^5 \\
& + \frac{15E_2^5 + 179E_2^3E_4 - 760E_2^2E_6 + 910E_2E_4^2 - 344E_4E_6}{7962624}S^4 \\
& + \frac{1}{286654464}(255E_2^6 - 1290E_2^4E_4 - 812E_2^3E_6 \\
& \quad + 6393E_2^2E_4^2 - 6720E_2E_4E_6 + 1070E_4^3 + 1104E_6^2)S^3 \\
& + \frac{1}{286654464}(25E_2^7 - 385E_2^5E_4 + 696E_2^4E_6 + 211E_2^3E_4^2 \\
& \quad - 1484E_2^2E_4E_6 + 725E_2E_4^3 + 576E_2E_6^2 - 364E_4^2E_6)S^2 \\
& - \frac{1}{3439853568}(71E_2^8 - 496E_2^6E_4 + 280E_2^5E_6 + 886E_2^4E_4^2 - 400E_2^3E_4E_6 \\
& \quad - 1016E_2^2E_4^3 - 448E_2^2E_6^2 + 1592E_2E_4^2E_6 - 181E_4^4 - 288E_4E_6^2)S \\
& + \frac{1}{464380231680}(355E_2^9 - 1395E_2^7E_4 - 600E_2^6E_6 + 1737E_2^5E_4^2 \\
& \quad + 4410E_2^4E_4E_6 - 2145E_2^3E_4^3 - 1860E_2^3E_6^2 - 6300E_2^2E_4^2E_6 \\
& \quad + 3600E_2E_4^4 + 4860E_2E_4E_6^2 - 2238E_4^3E_6 - 424E_6^3), \\
\mathcal{F}_4^{\text{1PI}} = & \frac{11}{36}S^9 - \frac{5(E_2^2 - E_4)}{2304}S^7 - \frac{5(E_2^3 - 3E_2E_4 + 2E_6)}{20736}S^6 \\
& - \frac{5E_2^4 - 34E_2^2E_4 + 48E_2E_6 - 19E_4^2}{165888}S^5 \\
& - \frac{E_2^5 - 28E_2^3E_4 + 74E_2^2E_6 - 69E_2E_4^2 + 22E_4E_6}{995328}S^4 \\
& + \frac{1}{143327232}(41E_2^6 + 225E_2^4E_4 - 1728E_2^3E_6 \\
& \quad + 3219E_2^2E_4^2 - 2400E_2E_4E_6 + 307E_4^3 + 336E_6^2)S^3 \\
& + \frac{1}{35831808}(7E_2^7 - 71E_2^5E_4 + 104E_2^4E_6 + 49E_2^3E_4^2 \\
& \quad - 208E_2^2E_4E_6 + 87E_2E_4^3 + 72E_2E_6^2 - 40E_4^2E_6)S^2 \\
& - \frac{1}{286654464}(7E_2^8 - 46E_2^6E_4 + 24E_2^5E_6 + 80E_2^4E_4^2 - 32E_2^3E_4E_6 \\
& \quad - 90E_2^2E_4^3 - 40E_2^2E_6^2 + 136E_2E_4^2E_6 - 15E_4^4 - 24E_4E_6^2)S \\
& + \frac{1}{464380231680}(355E_2^9 - 1395E_2^7E_4 - 600E_2^6E_6 + 1737E_2^5E_4^2 \\
& \quad + 4410E_2^4E_4E_6 - 2145E_2^3E_4^3 - 1860E_2^3E_6^2 - 6300E_2^2E_4^2E_6 \\
& \quad + 3600E_2E_4^4 + 4860E_2E_4E_6^2 - 2238E_4^3E_6 - 424E_6^3).
\end{aligned} \tag{A.8}$$

In terms of the basis $\{S, \widehat{E}_2, E_4, E_6\}$ they are expressed as

$$\begin{aligned}
\mathcal{F}_4 = & \frac{11(175\widehat{E}_2^4 + 420\widehat{E}_2^2 E_4 + 320\widehat{E}_2 E_6 + 228E_4^2)}{1474560} S^5 \\
& + \frac{875\widehat{E}_2^5 + 1793\widehat{E}_2^3 E_4 + 244\widehat{E}_2^2 E_6 - 1128\widehat{E}_2 E_4^2 - 1784E_4 E_6}{2654208} S^4 \\
& + \frac{1}{286654464} (10307\widehat{E}_2^6 + 12810\widehat{E}_2^4 E_4 - 13804\widehat{E}_2^3 E_6 \\
& \quad - 31275\widehat{E}_2^2 E_4^2 - 9120\widehat{E}_2 E_4 E_6 + 19674E_4^3 + 11408E_6^2) S^3 \\
& + \frac{1}{286654464} (593\widehat{E}_2^7 - 13\widehat{E}_2^5 E_4 - 1504\widehat{E}_2^4 E_6 - 1789\widehat{E}_2^3 E_4^2 \\
& \quad + 2068\widehat{E}_2^2 E_4 E_6 + 2185\widehat{E}_2 E_4^3 + 976\widehat{E}_2 E_6^2 - 2516E_4^2 E_6) S^2 \\
& + \frac{1}{1146617856} (71\widehat{E}_2^8 - 124\widehat{E}_2^6 E_4 - 200\widehat{E}_2^5 E_6 - 38\widehat{E}_2^4 E_4^2 + 656\widehat{E}_2^3 E_4 E_6 \\
& \quad + 148\widehat{E}_2^2 E_4^3 - 16\widehat{E}_2^2 E_6^2 - 904\widehat{E}_2 E_4^2 E_6 + 167E_4^4 + 240E_4 E_6^2) S \\
& + \frac{1}{464380231680} (355\widehat{E}_2^9 - 1395\widehat{E}_2^7 E_4 - 600\widehat{E}_2^6 E_6 + 1737\widehat{E}_2^5 E_4^2 \\
& \quad + 4410\widehat{E}_2^4 E_4 E_6 - 2145\widehat{E}_2^3 E_4^3 - 1860\widehat{E}_2^3 E_6^2 - 6300\widehat{E}_2^2 E_4^2 E_6 \\
& \quad + 3600\widehat{E}_2 E_4^4 + 4860\widehat{E}_2 E_4 E_6^2 - 2238E_4^3 E_6 - 424E_6^3), \\
\end{aligned} \tag{A.9}$$

$$\begin{aligned}
\mathcal{F}_4^{1\text{PI}} = & \frac{1435\widehat{E}_2^4 + 4230\widehat{E}_2^2 E_4 + 3600\widehat{E}_2 E_6 + 2799E_4^2}{1658880} S^5 \\
& + \frac{487\widehat{E}_2^5 + 1226\widehat{E}_2^3 E_4 + 300\widehat{E}_2^2 E_6 - 681\widehat{E}_2 E_4^2 - 1332E_4 E_6}{1990656} S^4 \\
& + \frac{1}{143327232} (4185\widehat{E}_2^6 + 6825\widehat{E}_2^4 E_4 - 5440\widehat{E}_2^3 E_6 \\
& \quad - 15021\widehat{E}_2^2 E_4^2 - 6048\widehat{E}_2 E_4 E_6 + 9819E_4^3 + 5680E_6^2) S^3 \\
& + \frac{1}{71663616} (130\widehat{E}_2^7 + 35\widehat{E}_2^5 E_4 - 352\widehat{E}_2^4 E_6 - 476\widehat{E}_2^3 E_4^2 \\
& \quad + 460\widehat{E}_2^2 E_4 E_6 + 571\widehat{E}_2 E_4^3 + 260\widehat{E}_2 E_6^2 - 628E_4^2 E_6) S^2 \\
& + \frac{1}{859963392} (50\widehat{E}_2^8 - 79\widehat{E}_2^6 E_4 - 152\widehat{E}_2^5 E_6 - 47\widehat{E}_2^4 E_4^2 + 488\widehat{E}_2^3 E_4 E_6 \\
& \quad + 127\widehat{E}_2^2 E_4^3 - 4\widehat{E}_2^2 E_6^2 - 688\widehat{E}_2 E_4^2 E_6 + 125E_4^4 + 180E_4 E_6^2) S \\
& + \frac{1}{464380231680} (355\widehat{E}_2^9 - 1395\widehat{E}_2^7 E_4 - 600\widehat{E}_2^6 E_6 + 1737\widehat{E}_2^5 E_4^2 \\
& \quad + 4410\widehat{E}_2^4 E_4 E_6 - 2145\widehat{E}_2^3 E_4^3 - 1860\widehat{E}_2^3 E_6^2 - 6300\widehat{E}_2^2 E_4^2 E_6 \\
& \quad + 3600\widehat{E}_2 E_4^4 + 4860\widehat{E}_2 E_4 E_6^2 - 2238E_4^3 E_6 - 424E_6^3).
\end{aligned}$$

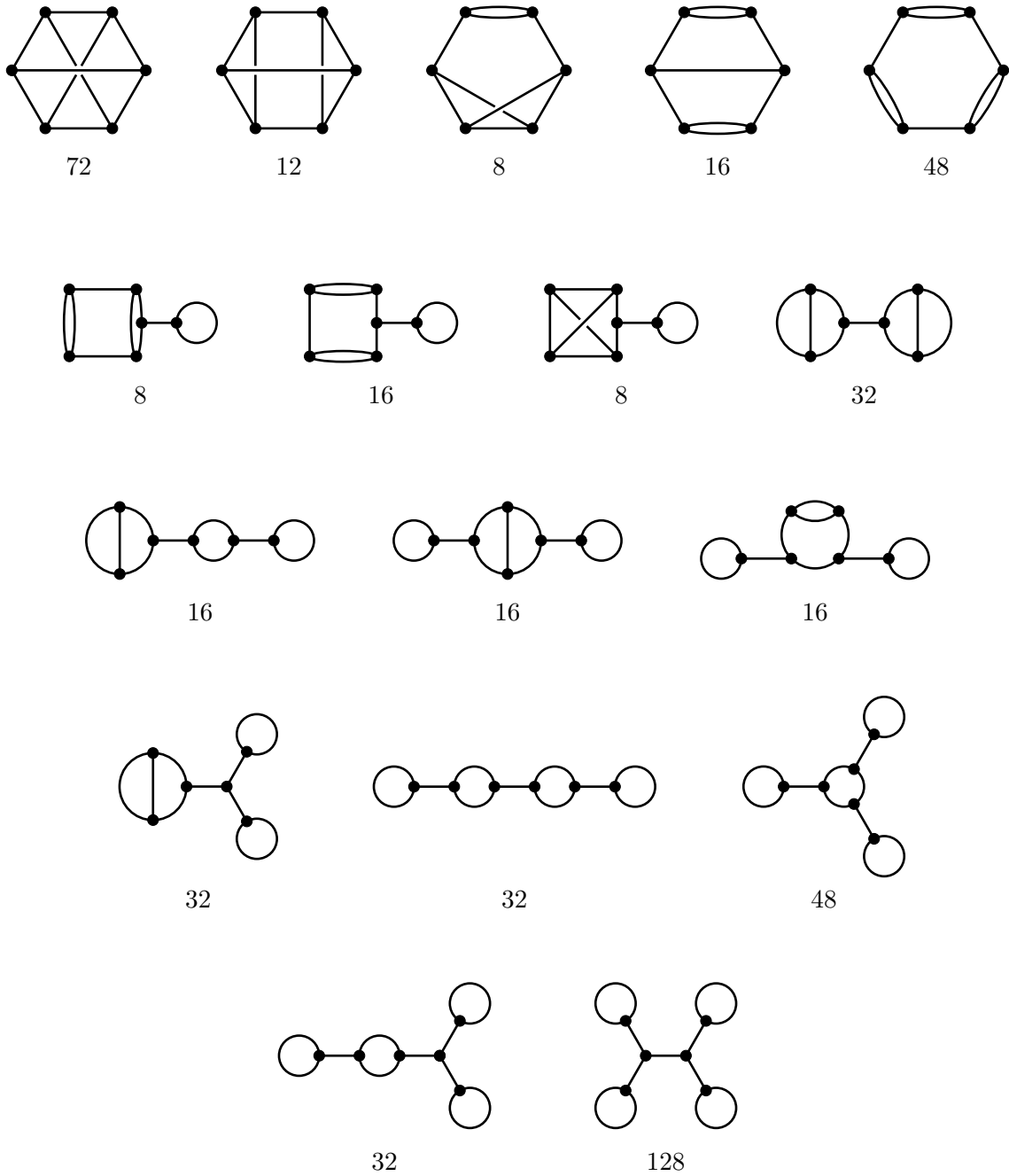


Figure 7. Feynman diagrams for \mathcal{F}_4 . There are 17 diagrams: the five hexagonal diagrams on the top line are 1PI and the others are 1PR. The number under each diagram shows the order of the automorphism group of the graph, which gives the inverse of the symmetry factor.

B Convention of special functions and some useful relations

The Weierstrass \wp -function is defined as

$$\wp(z; 2\omega_1, 2\omega_3) := \frac{1}{z^2} + \sum_{(m,n) \in \mathbb{Z}^2 \setminus (0,0)} \left[\frac{1}{(z - \Omega_{m,n})^2} - \frac{1}{\Omega_{m,n}^2} \right], \quad (\text{B.1})$$

where $\Omega_{m,n} = 2m\omega_1 + 2n\omega_3$. In this paper we always set $2\omega_1 = 2\pi$, $2\omega_3 = 2\pi\tau$ and use the following abbreviated notation

$$\wp(z) := \wp(z; 2\pi, 2\pi\tau). \quad (\text{B.2})$$

The Dedekind eta function is defined as

$$\eta(\tau) := Q^{1/24} \prod_{n=1}^{\infty} (1 - Q^n). \quad (\text{B.3})$$

The Eisenstein series are given by

$$E_{2n}(\tau) = 1 - \frac{4n}{B_{2n}} \sum_{k=1}^{\infty} \frac{k^{2n-1} Q^k}{1 - Q^k} \quad (\text{B.4})$$

for $n \in \mathbb{Z}_{>0}$. The Bernoulli numbers B_k are defined by

$$\frac{x}{e^x - 1} = \sum_{k=0}^{\infty} \frac{B_k}{k!} x^k. \quad (\text{B.5})$$

The value of zeta-function at a non-negative even integer is given by

$$\zeta(2k) = \frac{(-1)^{k+1} (2\pi)^{2k} B_{2k}}{2(2k)!} \quad (k \in \mathbb{Z}_{\geq 0}). \quad (\text{B.6})$$

We often abbreviate $\eta(\tau)$, $E_{2n}(\tau)$ as η , E_{2n} respectively.

In the main text we use the following differentiation formulas

$$\begin{aligned} DE_2 &= \frac{E_2^2 - E_4}{12}, & DE_4 &= \frac{E_2 E_4 - E_6}{3}, & DE_6 &= \frac{E_2 E_6 - E_4^2}{2}, \\ D \ln \eta &= \frac{E_2}{24}, & DS &= S^2, \end{aligned} \quad (\text{B.7})$$

where $D := Q\partial_Q = (2\pi i)^{-1} \partial_\tau$ and $S := (4\pi \text{Im}\tau)^{-1} = (E_2 - \widehat{E}_2)/12$.

Under the modular S -transformation we have

$$\begin{aligned} E_{2n}(-1/\tau) &= \tau^{2n} E_{2n}(\tau), \quad (n \geq 2), \\ E_2(-1/\tau) &= \tau^2 E_2(\tau) + \frac{6\tau}{\pi i}, \\ S(-1/\tau, -1/\bar{\tau}) &= \tau^2 S(\tau, \bar{\tau}) + \frac{\tau}{2\pi i}, \\ \widehat{E}_2(-1/\tau, -1/\bar{\tau}) &= \tau^2 \widehat{E}_2(\tau, \bar{\tau}), \\ \eta(-1/\tau) &= \sqrt{-i\tau} \eta(\tau). \end{aligned} \quad (\text{B.8})$$

Here we have regarded S as a function of τ and $\bar{\tau}$: $S = S(\tau, \bar{\tau}) = (4\pi \text{Im}\tau)^{-1}$.

References

- [1] A. A. Migdal, “Recursion Equations in Gauge Theories,” *Sov. Phys. JETP* **42**, 413 (1975) [*Zh. Eksp. Teor. Fiz.* **69**, 810 (1975)].
- [2] B. E. Rusakov, “Loop averages and partition functions in $U(N)$ gauge theory on two-dimensional manifolds,” *Mod. Phys. Lett. A* **5**, 693 (1990).
- [3] E. Witten, “Two-dimensional gauge theories revisited,” *J. Geom. Phys.* **9**, 303 (1992), [[hep-th/9204083](#)].
- [4] E. Witten, “On quantum gauge theories in two-dimensions,” *Commun. Math. Phys.* **141**, 153 (1991).
- [5] M. Blau and G. Thompson, “Quantum Yang-Mills theory on arbitrary surfaces,” *Int. J. Mod. Phys. A* **7**, 3781 (1992).
- [6] M. Blau and G. Thompson, “Lectures on 2-d gauge theories: Topological aspects and path integral techniques,” [[hep-th/9310144](#)].
- [7] J. A. Minahan and A. P. Polychronakos, “Equivalence of two-dimensional QCD and the $C = 1$ matrix model,” *Phys. Lett. B* **312**, 155 (1993), [[hep-th/9303153](#)].
- [8] M. R. Douglas, “Conformal field theory techniques in large N Yang-Mills theory,” [[hep-th/9311130](#)].
- [9] R. Dijkgraaf, “Chiral deformations of conformal field theories,” *Nucl. Phys. B* **493**, 588 (1997), [[hep-th/9609022](#)].
- [10] S. Cordes, G. W. Moore and S. Ramgoolam, “Large N 2-D Yang-Mills theory and topological string theory,” *Commun. Math. Phys.* **185**, 543 (1997), [[hep-th/9402107](#)].
- [11] S. Cordes, G. W. Moore and S. Ramgoolam, “Lectures on 2-d Yang-Mills theory, equivariant cohomology and topological field theories,” *Nucl. Phys. Proc. Suppl.* **41**, 184 (1995), [[hep-th/9411210](#)].
- [12] R. Dijkgraaf, “Mirror Symmetry and Elliptic Curves,” *Prog. in Math.* **129**, (1995) 149-162.
- [13] S. Li, “BCOV theory on the elliptic curve and higher genus mirror symmetry,” [arXiv:1112.4063](#) [[math.QA](#)].
- [14] N. Drukker, S. Giombi, R. Ricci and D. Trancanelli, “Wilson loops: From four-dimensional SYM to two-dimensional YM,” *Phys. Rev. D* **77**, 047901 (2008), [[arXiv:0707.2699](#) [[hep-th](#)]].
- [15] N. Drukker, S. Giombi, R. Ricci and D. Trancanelli, “Supersymmetric Wilson loops on S^3 ,” *JHEP* **0805**, 017 (2008), [[arXiv:0711.3226](#) [[hep-th](#)]].
- [16] V. Pestun, “Localization of the four-dimensional $N=4$ SYM to a two-sphere and $1/8$ BPS Wilson loops,” *JHEP* **1212**, 067 (2012), [[arXiv:0906.0638](#) [[hep-th](#)]].
- [17] S. Giombi and V. Pestun, “The $1/2$ BPS ’t Hooft loops in $N=4$ SYM as instantons in 2d Yang-Mills,” *J. Phys. A* **46**, 095402 (2013), [[arXiv:0909.4272](#) [[hep-th](#)]].
- [18] A. Gadde, L. Rastelli, S. S. Razamat and W. Yan, “The 4d Superconformal Index from q -deformed 2d Yang-Mills,” *Phys. Rev. Lett.* **106**, 241602 (2011), [[arXiv:1104.3850](#) [[hep-th](#)]].
- [19] Y. Tachikawa, “A brief review of the 2d/4d correspondences,” *J. Phys. A* **50**, no. 44, 443012 (2017), [[arXiv:1608.02964](#) [[hep-th](#)]].
- [20] C. Vafa, “Two dimensional Yang-Mills, black holes and topological strings,” [hep-th/0406058](#).

- [21] M. Aganagic, H. Ooguri, N. Saulina and C. Vafa, “Black holes, q-deformed 2d Yang-Mills, and non-perturbative topological strings,” *Nucl. Phys. B* **715**, 304 (2005), [[hep-th/0411280](#)].
- [22] R. Dijkgraaf, R. Gopakumar, H. Ooguri and C. Vafa, “Baby universes in string theory,” *Phys. Rev. D* **73**, 066002 (2006), [[hep-th/0504221](#)].
- [23] D. J. Gross and W. Taylor, “Two-dimensional QCD is a string theory,” *Nucl. Phys. B* **400**, 181 (1993), [[hep-th/9301068](#)].
- [24] R. E. Rudd, “The String partition function for QCD on the torus,” [hep-th/9407176](#).
- [25] M. Kaneko and D. Zagier, “A generalized Jacobi theta function and quasimodular forms,” *Prog. in Math.* **129**, (1995) 165-172.
- [26] M. Bershadsky, S. Cecotti, H. Ooguri and C. Vafa, “Kodaira-Spencer theory of gravity and exact results for quantum string amplitudes,” *Commun. Math. Phys.* **165**, 311 (1994), [[hep-th/9309140](#)].
- [27] J. A. Minahan, D. Nemeschansky and N. P. Warner, “Partition Functions for BPS States of the Noncritical E_8 String,” *Adv. Theor. Math. Phys.* **1** (1998) 167, [[hep-th/9707149](#)].
- [28] T. W. Grimm, A. Klemm, M. Marino and M. Weiss, “Direct Integration of the Topological String,” *JHEP* **0708**, 058 (2007), [[hep-th/0702187](#) [[HEP-TH](#)]].
- [29] A. Klemm, M. Poretschkin, T. Schimannek and M. Westerholt-Raum, “Direct Integration for Mirror Curves of Genus Two and an Almost Meromorphic Siegel Modular Form,” [arXiv:1502.00557](#) [[hep-th](#)].
- [30] A. Kanazawa and J. Zhou, “Lectures on BCOV holomorphic anomaly equations,” [arXiv:1409.4105](#) [[math.AG](#)].
- [31] D. J. Gross, “Two-dimensional QCD as a string theory,” *Nucl. Phys. B* **400**, 161 (1993), [[hep-th/9212149](#)].
- [32] K. Okuyama and K. Sakai, “Resurgence analysis of 2d Yang-Mills theory on a torus,” *JHEP* **1808** (2018) 065, [[arXiv:1806.00189](#) [[hep-th](#)]].
- [33] S. Datta, J. R. David and S. P. Kumar, “Conformal perturbation theory and higher spin entanglement entropy on the torus,” *JHEP* **1504** (2015) 041, [[arXiv:1412.3946](#) [[hep-th](#)]].
- [34] J. Böhm, K. Bringmann, A. Buchholz, and H. Markwig, “Tropical mirror symmetry for elliptic curves,” [arXiv:1309.5893](#) [[math.AG](#)].
- [35] S. Li, “Feynman Graph Integrals and Almost Modular Forms,” *Commun. Num. Theor. Phys.* **6**, 129 (2012), [[arXiv:1112.4015](#) [[math.NT](#)]].
- [36] S. Yamaguchi and S. T. Yau, “Topological string partition functions as polynomials,” *JHEP* **0407** (2004) 047, [[hep-th/0406078](#)].
- [37] M. Alim and J. D. Länge, “Polynomial Structure of the (Open) Topological String Partition Function,” *JHEP* **0710** (2007) 045, [[arXiv:0708.2886](#) [[hep-th](#)]].
- [38] M. Alim, S. T. Yau and J. Zhou, “Airy Equation for the Topological String Partition Function in a Scaling Limit,” *Lett. Math. Phys.* **106** (2016) no.6, 719, [[arXiv:1506.01375](#) [[hep-th](#)]].
- [39] S. Hosono, “BCOV ring and holomorphic anomaly equation,” *Adv. Stud. Pure Math.* **59**, 79 (2008) [[arXiv:0810.4795](#) [[math.AG](#)]].

- [40] H. Fuji, S. Hirano and S. Moriyama, “Summing Up All Genus Free Energy of ABJM Matrix Model,” *JHEP* **1108**, 001 (2011), [[arXiv:1106.4631 \[hep-th\]](#)].
- [41] M. Marino and P. Putrov, “ABJM theory as a Fermi gas,” *J. Stat. Mech.* **1203**, P03001 (2012), [[arXiv:1110.4066 \[hep-th\]](#)].
- [42] A. Grassi, Y. Hatsuda and M. Marino, “Topological Strings from Quantum Mechanics,” *Annales Henri Poincare* **17**, no. 11, 3177 (2016), [[arXiv:1410.3382 \[hep-th\]](#)].
- [43] L. Griguolo, D. Seminara and R. J. Szabo, “Two-dimensional Yang-Mills theory and moduli spaces of holomorphic differentials,” *Phys. Lett. B* **600**, 275 (2004), [[hep-th/0408055](#)].
- [44] L. Griguolo, D. Seminara and R. J. Szabo, “Instantons, fluxons and open gauge string theory,” *Adv. Theor. Math. Phys.* **9**, no. 5, 775 (2005), [[hep-th/0411277](#)].
- [45] R. Couso-Santamaría, J. D. Edelstein, R. Schiappa and M. Vonk, “Resurgent Transseries and the Holomorphic Anomaly,” *Annales Henri Poincare* **17**, no. 2, 331 (2016), [[arXiv:1308.1695 \[hep-th\]](#)].