

On the multistationarity of chemical reaction networks

Marcelle KAUFMAN^{a*} and Christophe SOULÉ^b

^a Université libre de Bruxelles (ULB), Service de Chimie physique et Biologie théorique, Campus Plaine ULB, CP 231, Boulevard du Triomphe, 1050 Bruxelles, Belgique, mkaufman@ulb.ac.be

^b CNRS et IHES, Le Bois-Marie, 35 route de Chartres, 91440 BURES-SUR-YVETTE, France, soule@ihes.fr

We present a new conjecture about a necessary condition that a (bio)chemical network has to satisfy for it to exhibit multistationarity. According to a Theorem of Feliu and Wiuf, the conjecture is known for strictly monotonic kinetics. We give several examples illustrating our conjecture.

Keywords: bistability, feedback circuit, reaction network, influence graph, Jacobian matrix.

1 Introduction

This paper is a contribution to the theory of multistationarity of (bio)chemical networks. The mathematical theory of chemical reaction networks is already well developed, thanks to the pioneering work of Feinberg [9, 10], and major contributions by Craciun [5, 6, 2], Banaji [1], Mincheva-Roussel [18], Wiuf and Feliu [27], and others.

A *chemical reaction network* is a finite set of reactions between complexes made of *chemical species*. These reactions depend upon a *stoichiometric matrix*, and to each of them is attached a *rate function* which controls the *kinetics* of the *concentration* value of the different species. For instance, in the classical case of mass-action kinetics, the rate functions are monomials in the concentration values.

One is interested in deciding whether such a system allows for multiple positive steady states, a phenomenon also known as *multistationarity*. More precisely, from the stoichiometry and the rate functions one can define a *species formation rate function* F having n variables and n values, where n is the number of species. The dynamic of the system consists of the finite set of differential

*Corresponding author

equations

$$(A) \quad \frac{dc(t)}{dt} = F(c(t)),$$

where $c(t)$ is a vector of concentrations varying with time. We shall consider a theorem of Wiuf and Feliu on the injectivity properties of (A) when the rate functions are *strictly monotonic* ([27], Th. 10.2), a condition fulfilled not only by mass-action kinetics, but also by Michaelis-Menten and Hill kinetics, and by others.

Our work stems from results in the biological context, namely genetic networks theory. This theory models the interactions (activation and repression) between genes in a given cell: if $c(t)$ denotes the vector of concentrations of proteins in this cell at time t , one assumes that $c(t)$ obeys an equation like (A). Again, one problem is to give necessary conditions for (A) to allow for multi-stationarity. A well known conjecture of Thomas [24] (1981), states that such a necessary condition is the fact that the *interaction graph* of the jacobian of F contains a positive circuit. Mathematical proofs of this fact were found by Plahte et al. [20], Snoussi [21], Gouzé [13], Cinquin and Demongeot [4], and Soulé [23].

In [16], another result on gene networks was proved. It says that multistationarity of (A) requires the existence of *nuclei* of given signs in the interaction graph of F , where a nucleus is a disjoint union of circuits which contains all vertices.

An important step occurred with the paper [22] by Soliman, which proves a result “à la Thomas” for chemical reaction networks, and uses in a non-trivial way the stoichiometric matrix. In fact, as Soliman explained to us, one can recover the system (A) for any function F as the dynamic of a *special* chemical reaction network (with ad hoc stoichiometry, see 2.2 below), so that the original Thomas’ rule becomes a special case of [22].

In this paper we are looking for a common generalization of [16] and [22]. We state this as a conjecture about chemical reaction networks (Conjecture 1). Feliu and Wiuf proved this conjecture when the rate functions are strictly monotonic (Theorem 3).

Note that an important invariant of a system like (A) is the determinant of the Jacobian matrix of F . But, if the system (A) obeys *conservation laws*, this determinant is identically trivial. In [27], Wiuf and Feliu replace this invariant by the determinant of another matrix, and they give a formula for it as the sum of principal minors of the Jacobian (Section 2, Prop. 1). By solving the conservation laws we derive another formula (Prop. 2).

In Section 3, following [22], [6] and [24], we introduce the *reaction labelled influence graph* of a chemical reaction network, and we use it to formulate the main result of [22], with three important corollaries. Next, we state the main result of [16] (Theorem 2). In Section 4 we present our conjecture (Conjecture 1) and, after defining strictly monotonic kinetics, we state the theorem of Feliu and Wiuf (Theorem 3).

Section 5 is devoted to concrete examples which illustrate several aspects of the theory. In particular, we use Theorem 3 to modify a reaction network in order to produce bistability. In the last example we consider a case of non-monotone kinetics.

After that, Section 6 (resp. Section 7) gives a proof of Proposition 2 (resp. Theorem 3). Finally, in Section 8, we present some conclusions and remarks.

2 Conservation laws

2.1 Definitions

Let \mathbb{R}_+ be the set of positive real numbers, and \mathbb{N} the set of natural integers. Let $\mathcal{N} = (\mathcal{S}, \mathcal{C}, \mathcal{R})$ be a *chemical network*. As explained in [27], Def. 3.2, \mathcal{N} consists in three finite sets:

- A finite set of *species* $\mathcal{S} = \{S_1, \dots, S_n\}$;
- A set of *complexes* $\mathcal{C} \subset \mathbb{N}^n$;
- A set of *reactions* $\mathcal{R} = \{r_1, \dots, r_m\} \subset \mathcal{C} \times \mathcal{C}$.

It is assumed that if $y \in \mathcal{C}$, then $(y, y) \notin \mathcal{R}$ and there exists $y' \in \mathcal{C}$ such that $(y', y) \in \mathcal{R}$ or $(y, y') \in \mathcal{R}$. We write

$$r : y \longrightarrow y'$$

to mean that $r = (y, y') \in \mathcal{R}$.

We consider *differential kinetics* $K = (K_j)$ for the network \mathcal{N} i.e. (see [27] Def. 3.3) to each reaction $r_j : y_j \rightarrow y'_j$ in \mathcal{R} we attach a *rate function*

$$K_j : \mathbb{R}_+^n \longrightarrow \mathbb{R}$$

which is differentiable. Let A be the *stoichiometric matrix*, i.e. the $n \times m$ matrix with j -th column $y'_j - y_j$, where (y_j, y'_j) lies in \mathcal{R} . The *species formation rate function* is the map

$$F : \mathbb{R}_+^n \longrightarrow \mathbb{R}^n$$

defined by the formula

$$(1) \quad F(c) = \sum_{j=1}^m K_j(c)(y'_j - y_j).$$

If $c(t) \in \mathbb{R}_+^n$ is a differentiable function of $t \in \mathbb{R}_+$, and $\dot{c}(t)$ its derivative, the dynamic of \mathcal{N} consists of the finite set of n ordinary differential equations

$$\dot{c} = F(c).$$

2.2 A special case

Let

$$F : \mathbb{R}_+^n \longrightarrow \mathbb{R}^n$$

be any differential map. One can define as follows a chemical network such that F is the corresponding species formation rate function. One takes $m = n$, and one defines y_j (resp. y'_j) to be zero (resp. the complex y'_{ij} such that $y'_{jj} = 1$, and $y'_{ij} = 0$ when $i \neq j$). The rate function K_j is defined to be the j -th component F_j of the function F . The equation (1) is then clearly satisfied.

2.3 A formula of Wiuf and Feliu

We equip \mathbb{R}^n with the standard scalar product. We denote by $\text{Im}(A)$ the image of A and by $\text{Im}(A)^\perp$ the orthogonal complement of $\text{Im}(A)$. Assume $\text{Im}(A)^\perp$ has dimension d . Consider a *reduced basis* of $\text{Im}(A)^\perp$ i.e. a basis $(\omega^1, \dots, \omega^d)$ such that $\omega_i^i = 1$ if $1 \leq i \leq d$, and $\omega_j^i = 0$ when $j = 1, \dots, \hat{i}, \dots, d$ (such a basis exists after reordering the species, cf. [27], Def. 5.1). The formula

$$\tilde{F}(c) = (\omega^1 \cdot c, \dots, \omega^d \cdot c, F_{d+1}(c), \dots, F_n(c))$$

defines a new map

$$\tilde{F} : \mathbb{R}_+^n \longrightarrow \mathbb{R}^n.$$

When $c \in \mathbb{R}_+^n$ we let $J_c(F)$ (resp. $J_c(\tilde{F})$) be the Jacobian matrix of F (resp. \tilde{F}) at c .

If $I \subset \{1, \dots, n\}$ we let $J_c(F)_{I,I}$ be the submatrix of $J_c(F)$ with entries having indices in $I \times I$. The following is proved in [27], Prop. 5.3:

Proposition 1:

$$(2) \quad \det(J_c(\tilde{F})) = \sum_{\substack{I \subset \{1, \dots, n\} \\ \# I = n-d}} \det(J_c(F)_{I,I}).$$

We simplify the notation by defining

$$d(c, K) = \det(J_c(\tilde{F})).$$

2.4 Another formula

Let k_1, \dots, k_d be d real positive constants. The *conservation laws*

$$(3) \quad \omega^i \cdot c = k_i, \quad 1 \leq i \leq d,$$

reduce by d the number of variables. Namely, by solving (3), if $1 \leq i \leq d$, we get

$$c_i = k_i + u_i(c_{d+1}, \dots, c_n),$$

where $u_i(c_{d+1}, \dots, c_n)$ is a linear combination of the variables c_{d+1}, \dots, c_n . When $d+1 \leq i \leq n$ we define

$$\varphi_i(c_{d+1}, \dots, c_n) = F_i(k_1 + u_1(c_{d+1}, \dots, c_n), \dots, k_d + u_d(c_{d+1}, \dots, c_n), c_{d+1}, \dots, c_n).$$

to be the function obtained from $F_i(c)$ by replacing c_1, \dots, c_d by their expression. If $c = (c_{d+1}, \dots, c_n)$ we let

$$\Phi(c) = \left(\frac{\partial \varphi_i}{\partial c_j}(c) \right)_{d+1 \leq i, j \leq n}$$

be the corresponding Jacobian matrix, and $\Phi'(c)$ the matrix obtained from $\Phi(c)$ by replacing k_i by $\omega^i \cdot c$, $i = 1, \dots, d$.

Proposition 2:

$$d(c, K) = \det(\Phi'(c)).$$

3 Previous results

3.1 The reaction labelled influence graph

We keep the definitions of 2.1 above and we fix $c \in \mathbb{R}_+^n$. The *reaction labelled influence graph* (RLIG) $G(c) = G(c, K)$ of K at c is defined as follows (cf. [22]). The set of vertices of $G(c)$ is the set \mathcal{S} of species of \mathcal{N} . There is a positive (resp. a negative) edge $i \rightarrow i'$ in $G(c)$, labelled by the reaction $r_j : y_j \rightarrow y'_j$, when $\frac{\partial F_{i'}}{\partial c_i}(c)$ is positive (resp. negative) and i (resp. i') is a component of y'_j (resp. y_j). In the special case considered in 2.2, the RLIG coincides with the interaction graph attached to F .

A *circuit* in $G(c)$ is a sequence of distinct vertices i_1, \dots, i_k such that there is an edge from i_α to $i_{\alpha+1}$ if $1 \leq \alpha \leq k-1$, and from i_k to i_1 . The *sign* of C is the product of the signs of its edges. Several circuits are said *disjoint* when they do not share any vertex. A *hooping* is a union of one or several disjoint circuits. If $s \geq 1$ is an integer, an *s-hooping* is a hooping containing s vertices. When $s = n$, an *s-hooping* is called a *nucleus*[16]. The *sign of a hooping* H is $\varepsilon(H) = (-1)^{p+1}$, where p is the number of positive circuits contained in H (see [8]).

Given a hooping H , the *restriction* of \mathcal{N} to H is the sub-network \mathcal{N}_H of \mathcal{N} where reactions r_j not appearing in H are omitted. Note that, given a vertex $i \in \mathcal{S}$, there is at most one edge issued from i in the RLIG of \mathcal{N}_H . Therefore the stoichiometric matrix of \mathcal{N}_H is a square matrix. Let Λ_H be its determinant. We introduce the following

Definition 1: A hooping H of $G(c)$ is called *admissible* when the stoichiometric matrix of \mathcal{N}_H is invertible (i.e. $\Lambda_H \neq 0$).

3.2 A result of Soliman

A zero $c \in \mathbb{R}_+^n$ of the function F is called *non-degenerate* when the Jacobian matrix $\left(\frac{\partial F_{i'}}{\partial c_i}(c)\right)_{1 \leq i, i' \leq n}$ is invertible.

Theorem 1 [22]: Assume F has several non-degenerate zeroes. Then there exists $c \in \mathbb{R}_+^n$ such that $G(c)$ has a positive circuit contained in an admissible hooping.

3.3

Soliman derived three corollaries from Theorem 1:

Corollary 1 [22]: A necessary condition for the multistationarity of a biochemical system is that there exists a positive circuit in its RLIG using at most once each reaction.

Indeed, if a circuit uses more than once some reaction, it is not admissible.

Corollary 2 [22]: A necessary condition for the multistationarity of a biochemical system is that there exists a positive circuit in its RLIG not using both forward and backward directions of any reversible reaction.

Indeed, if a circuit uses both forward and backward directions of some reversible reaction, it is not admissible.

And, by a similar argument:

Corollary 3 [22]: A necessary condition for the multistationarity of a biochemical system is that there exists a positive circuit in its RLIG not using all species involved in a conservation law.

3.4 A result of Kaufman, Soulé and Thomas

In this section we assume that we are in the special case considered in 2.2. Consider the finite set \mathcal{F} of real functions on \mathbb{R}_+^n of the form $\pm \prod_{i \in I} (\partial F_i / \partial x_{\tau(i)})$

where $I \subset \{1, \dots, n\}$ is any subset and $\tau : I \rightarrow \{i, \dots, n\}$ is an injective map. We consider the following condition:

(C) Given two functions f and g in \mathcal{F} such that f is not identically zero and g is strictly positive somewhere in \mathbb{R}_+^n , there exists $x \in \mathbb{R}_+^n$ such that $f(x) \neq 0$ and $g(x) > 0$.

Note that (C) is very often fulfilled.

We say that the interaction graph G has a *variable nucleus* when there exist two points c and d in \mathbb{R}_+^n and a nucleus of opposite signs in $G(c)$ and $G(d)$ (see [16] 3.1 for a more precise definition).

Theorem 2 [16]: Let F be such that (C) is satisfied. If F has several non-degenerate zeroes, then:

- i) either there exists $c \in \mathbb{R}_+^n$ such that $G(c)$ has two nuclei of opposite signs;
- ii) or G has a variable nucleus.

This theorem is presented as a conjecture in [25].

4 The main result

4.1 A conjecture

Assume $m \geq 1$ is any positive integer. In view of Theorems 1 and 2 it seems reasonable to make the following conjecture:

Conjecture 1: Assume that F has several non-degenerate zeroes and that (C) is satisfied. If F has d conservation laws, and $s = n - d$,

- i) either there exists $c \in \mathbb{R}_+^n$ such that $G(c)$ has two admissible s -hoopings of opposite signs;
- ii) or G has a variable admissible s -hooping.

4.2 Monotonic kinetics

The Conjecture 1 is known when the kinetics are strictly monotone. To describe this result, we introduce more definitions from [27].

Let $Z = (Z_{ji})$ be a matrix of type $m \times n$ such that each entry Z_{ji} is equal to $+1, -1$ or 0 . We let

$$Z_j^+ = \{i \text{ such that } Z_{ji} = +1\},$$

$$Z_j^- = \{i \text{ such that } Z_{ji} = -1\},$$

and

$$Z_j^0 = \{i \text{ such that } Z_{ji} = 0\}.$$

We assume that, for every $c \in \mathbb{R}_+^n$ and every $j \in \{1, \dots, m\}$, $K_j(c) > 0$. We say that K is *strictly monotonic* with respect to Z ([27], Def. 9.3) if, for all $j \in \{1, \dots, m\}$, the function K_j is

- i) strictly increasing in c_i when $i \in Z_j^+$,
- ii) strictly decreasing in c_i when $i \in Z_j^-$,
- iii) constant in c_i when $i \in Z_j^0$.

We denote by $K(Z)$ the set of kinetics K which are strictly monotonic with respect to Z .

Let A be the stoichiometric matrix. The matrix A is called *not Z -injective* over $K(Z)$ when there exist $K \in K(Z)$, $a \in \mathbb{R}_+^n$ and $b \in \mathbb{R}_+^n$ such that $F(a) = F(b)$.

The network \mathcal{N} is called *non-degenerate* when there exists $c \in \mathbb{R}_+^n$ and $K \in K(Z)$ such that $d(c, K) \neq 0$.

The following result relates the fact that F is not injective to the existence of two admissible s -hoopings of opposite signs in the RLIG. It proves Conjecture 1 when K is strictly monotone: there are no variable s -hoopings and, if F has several non degenerate zeroes, A is not Z -injective over $K(Z)$ (we do not need to assume that hypothesis (C) is satisfied).

Theorem 3 [27, 12]

Assume that \mathcal{N} is non-degenerate and that A is not Z -injective over $K(Z)$. Let $s = n - d$ be the rank of A . Then, for every $c \in \mathbb{R}_+^n$ and $K \in K(Z)$, the RLIG $G(c)$ contains two admissible s -hoopings of opposite signs.

5 Examples

To illustrate Conjecture 1 we consider four simple examples. For the first three examples we simply use mass-action kinetics to describe the reaction rates. The last example involves a biochemical reaction with non-monotone kinetics.

Example 1. An autocatlytic reaction

Our first example consists of the simple autocatalytic reaction system shown in Fig. 1. It is described by the differential equations

$$(4) \quad \begin{aligned} \frac{dA}{dt} &= S_A - k_1 AC^2 + k_{-1} C^3 - \gamma_a A \\ \frac{dB}{dt} &= -k_{-2} B + k_2 C - \gamma_b B \\ \frac{dC}{dt} &= S_C + k_1 AC^2 - k_{-1} C^3 - k_2 C + k_{-2} B - \gamma_c C \end{aligned}$$

where we consider a constant source S_A of A and S_C of C . The associated Jacobian matrix is

$$(5) \quad J = \begin{bmatrix} -k_1 C^2 - \gamma_a & 0 & -2k_1 AC + 3k_{-1} C^2 \\ 0 & -k_{-2} - \gamma_b & k_2 \\ k_1 C^2 & k_{-2} & 2k_1 AC - 3k_{-1} C^2 - k_2 - \gamma_c \end{bmatrix}$$

which contains the contributions, if any, of each reaction for each of the variables. The corresponding reaction labelled influence graph (RLIG) is depicted in Fig. 2.

In this RLIG, there are two positive circuits using both the forward and backward directions of a reversible reaction. According to Definition 1 and corollary 2 of Theorem 1 they cannot form admissible hoopings because their corresponding stoichiometric matrices are singular. There remain two admissible positive nuclei formed by the positive loop R_1 on C , the negative loop R_a on A and, respectively, the negative loop R_b or R_{-2} on B . The RLIG also comprises several admissible negative nuclei composed of negative self-loops. The necessary conditions of Theorem 1 and Theorem 3 are satisfied and for suitable parameter values this system exhibits bistability (Fig. 3).

According to (20) below, the determinant expansion of the Jacobian matrix (5) is a sum of terms indexed over all the admissible nuclei

$$(6) \quad \det(J) = \begin{aligned} & 2k_1AC(k_{-2} + \gamma_b)\gamma_a - 3k_{-1}C^2(k_{-2} + \gamma_b)\gamma_a \\ & -k_2\gamma_b(\gamma_a + k_1C^2) - (k_{-2} + \gamma_b)(\gamma_a + k_1C^2)\gamma_c \end{aligned}$$

where the terms associated with the admissible positive and negative nuclei are of opposite sign.

If $\gamma_a = 0$, Theorem 1 does not rule out the possibility of several steady states as there still exists a positive circuit R_1 included in two admissible 2-hoopings R_1R_b and R_1R_{-2} . However, in this case, Theorem 3 is no longer satisfied. This can be seen on the RLIG in Fig. 2 and on the determinant expansion (6) which, for $\gamma_a = 0$, contain only negative admissible nuclei composed of negative self-loops. The system cannot have multiple steady states and its unique steady state can be determined analytically.

Example 2. Conservation laws

To illustrate Theorem 3 in the presence of a conservation law, we consider a model of reversible substrate inhibition studied by Mincheva and Roussel [18]. This biochemical reaction system and corresponding RLIG are shown in Figs. 41 and 42.

As can be seen on Fig. 42, the 3-circuit between S_1 , ES_1 and E , involving the reactions R_5 , R_4 and R_3 , is the only positive circuit that satisfies the necessary conditions of the three corollaries of Theorem 1. It forms an admissible positive 4-hooping with the negative loop R_7 on P .

The system of differential equations is

$$(7) \quad \begin{aligned} \frac{dx_1}{dt} &= -k_1x_1 + k_2 - k_3x_1x_2 - k_5x_1x_3 + k_6x_4 \\ \frac{dx_2}{dt} &= -k_3x_1x_2 + k_4x_3 \\ \frac{dx_3}{dt} &= k_3x_1x_2 - k_4x_3 - k_5x_1x_3 + k_6x_4 \\ \frac{dx_4}{dt} &= k_5x_1x_3 - k_6x_4 \\ \frac{dx_5}{dt} &= k_4x_3 - k_7x_5 \end{aligned}$$

where x_i , $i = 1, \dots, 5$, are the concentrations of species S_1 , E , ES_1 , $S_1 ES_1$ and P , respectively. The enzymatic species are linked by the conservation relation

$$(8) \quad x_2 + x_3 + x_4 = e_t$$

where e_t is the total enzyme concentration.

Due to the conservation relation, the Jacobian matrix of system (7) is singular. Therefore, following the theory developed in the sections 2 and 6 (see also [11], 3.1), we construct a 5×5 matrix M by replacing the fourth row of the Jacobian matrix of eqs (7) by the vector $w^1 = (0, 1, 1, 1, 0)$ defined by the conservation law (3) with $c = x$ and $k_1 = e_t$

$$(9) \quad M = \begin{bmatrix} -k_1 - k_3x_2 - k_5x_3 & -k_3x_1 & -k_5x_1 & k_6 & 0 \\ -k_3x_2 & -k_3x_1 & k_4 & 0 & 0 \\ k_3x_2 - k_5x_3 & k_3x_1 & -k_4 - k_5x_1 & k_6 & 0 \\ 0 & 1 & 1 & 1 & 0 \\ 0 & 0 & k_4 & 0 & -k_7 \end{bmatrix}$$

and

$$(10) \quad \det(M) = k_1k_4k_6k_7 + k_1k_3x_1k_6k_7 + k_1k_3x_1k_5x_1k_7 \\ + k_3x_2k_4k_6k_7 - k_3x_1k_4k_5x_3k_7.$$

The determinant of M contains a sum of terms associated with the positive admissible s -hooping (with $s = n - d = 4$) and with the four admissible negative s -hoopings which are all formed by a combination of self-loops. The necessary condition for multistationarity is thus satisfied and for suitable parameter values this system is bistable [18].

Example 3. Synthetic approach

Let us consider the well-known Brusselator [17, 19, 26] shown in Fig. 5(a). The initial and final product concentrations A, B, D, E are maintained time-independent.

This model system is described by the differential equations

$$(11) \quad \begin{aligned} \frac{dX}{dt} &= A - k_1BX + k_2X^2Y - k_3X \\ \frac{dY}{dt} &= k_1BX - k_2X^2Y \end{aligned}$$

with the associated Jacobian matrix

$$(12) \quad J = \begin{bmatrix} -k_1B + 2k_2XY - k_3 & k_2X^2 \\ k_1B - 2k_2XY & -k_2X^2 \end{bmatrix}.$$

Equations (11) admit a unique steady state solution

$$(13) \quad X_S = \frac{A}{k_3} \quad Y_S = \frac{k_1 k_3 B}{k_2 A}$$

that becomes unstable through a Hopf bifurcation leading to sustained oscillations (Fig. 7A).

From the corresponding RLIG (Fig. 5(b)) or Jacobian matrix (12) it can be seen that the Brusselator, in its original form, does not satisfy the conditions of Theorem 3 and Theorem 1: the positive loop R_2 of X on itself and the positive circuit between X and Y , involving reactions R_1 and R_2 , are not admissible. The determinant of Jacobian (12) contains only one, negative nucleus

$$(14) \quad \det(J) = (-k_2 X^2)(-k_3).$$

However, inspection of the RLIG in Fig. 5(b) suggests that a slight modification of this influence graph consisting in the addition of a linear decay reaction for species Y (Figs. 6(a) and (b)) allows to satisfy the conditions of both theorems. In addition to three terms corresponding to negative nuclei, the determinant expansion of the modified Jacobian now contains a term associated with a positive nucleus formed by the positive loop R_2 on X and the negative loop R_4 on Y

$$(15) \quad \det(J) = k_3 k_4 + k_3 k_2 X^2 + k_4 k_1 B - 2k_4 k_2 XY$$

where k_4 is the kinetic constant of reaction R_4 .

The steady state solutions are now given by a cubic equation and as shown in Fig. 7B, for suitable parameter values, this slightly modified Brusselator becomes a bistable system without losing the capacity to exhibit oscillations (Fig. 7D). Excitability linked to multistationarity is also observed (Fig. 7C). In Fig. 7D one can see that k_4 favors bistability while k_3 favors sustained oscillations.

Example 4. A variable nucleus

To illustrate point ii) of conjecture 1, we consider a substrate cycle model derived from the system studied in detail by Hervagault and Canu [14, 3]. In this system two metabolites S_1 and S_2 are interconverted by two antagonist enzymes. Metabolite S_1 is converted into metabolite S_2 by enzyme E_1 and S_2 is converted in turn into S_1 by enzyme E_2 . In addition, enzyme E_1 is inhibited by excess of its substrate S_1 . This cyclic pathway is depicted in Fig. 8 together with the corresponding RLIG. It is governed by the differential equations

$$(16) \quad \begin{aligned} \frac{dS_1}{dt} &= v_s - \frac{v_1 S_1}{K_1 + S_1 + kS_1^2} + \frac{v_2 S_2}{K_2 + S_2} - d_1 S_1 \\ \frac{dS_2}{dt} &= \frac{v_1 S_1}{K_1 + S_1 + kS_1^2} - \frac{v_2 S_2}{K_2 + S_2} - d_2 S_2 \end{aligned}$$

where we consider a constant source v_s of S_1 and linear decays of S_1 and S_2 . In this example, the reaction rate of the first reaction is a non-monotone function of its argument (see insert in Fig. 9) and does not satisfy the premises of Theorem 3. Note that this function is a variant of Example 2.

The RLIG contains a sign-variable self-loop R_1 on S_1 which together with the negative self-loop R_4 on S_2 , forms a variable nucleus.

From the Jacobian matrix of (16)

$$(17) \quad J = \begin{bmatrix} -d_1 + \frac{v_1(kS_1^2 - K_1)}{(K_1 + S_1 + kS_1^2)^2} & \frac{K_2v_2}{(K_2 + S_2)^2} \\ \frac{v_1(K_1 - kS_1^2)}{(K_1 + S_1 + kS_1^2)^2} & -d_2 - \frac{K_2v_2}{(K_2 + S_2)^2} \end{bmatrix}$$

one observes that the variable self-loop has a positive effect on S_1 when $S_1 > \sqrt{(K_1/k)}$ and it provides the possibility of a change of sign of the determinant expansion of J

$$(18) \quad \det(J) = d_1d_2 - d_2 \frac{v_1(kS_1^2 - K_1)}{(K_1 + S_1 + kS_1^2)^2} + \frac{K_2v_2d_1}{(K_2 + S_2)^2}.$$

As shown in Fig. 9, for appropriate values of the parameters, this model system has several steady states.

6 Proof of Proposition 2

To prove Proposition 2 we first notice that, since $(\omega^1, \dots, \omega^d)$ is reduced, when $k = 1, \dots, d$, we have

$$u_k(c_{d+1}, \dots, c_n) = - \sum_{j=d+1}^n \omega_j^k c_j.$$

Therefore, if $j = d+1, \dots, n$ and $i = d+1, \dots, n$, we have

$$(19) \quad \frac{\partial \varphi_i}{\partial c_j}(c) = - \sum_{k=1}^d \omega_i^k \frac{\partial F_i}{\partial c_k}(c) + \frac{\partial F_i}{\partial c_j}(c).$$

Consider the n by n matrix $J_c(\tilde{F})$. For every $k = 1, \dots, d$, subtract from the j -th column of this matrix, $j = d+1, \dots, n$, the product of the k -th column by ω_j^k . The determinant does not change by this operation, and the matrix M obtained this way, is such that the first d lines of M are equal to δ_{ij} , $i = 1, \dots, d$, $j = 1, \dots, n$.

From (19) we deduce that

$$\det(M) = \det \left(\frac{\partial \varphi_i}{\partial c_j}(c) \right)_{d+1 \leq i, j \leq n}.$$

Since $\det(M) = \det(J_c(\tilde{F}))$ Proposition 2 follows.

7 Proof of Theorem 3

7.1

Theorem 3 is due to Feliu and Wiuf, see [12] (based on [27], Section 11). The proof can be described as follows. According to [27], Theorem 10.2, and the line after it, since A is not injective over K , property i) in [27], loc. cit., does not hold, i.e. there exist $c_1 \in \mathbb{R}_+^n$ and $K_1 \in K(Z)$ such that $d(c_1, K^1) = 0$.

On the other hand, since \mathcal{N} is non degenerate, there exists $c_2 \in \mathbb{R}_+^n$ and $K^2 \in K_d(Z)$ such that $d(c_2, K^2) \neq 0$, say $d(c_2, K^2) > 0$. By (2) this implies that there exists $I \subset \{1, \dots, n\}$ with $\#I = s$ such that $\det(J_{c_2}(F^2)_{I,I}) > 0$, where F^2 is the species formation rate function defined from K^2 . Let $\mathcal{H}_s(c_2, K^2)$ be the set of s -hoopings in $G(c_2, K^2)$ and $\mathcal{H}_2 \subset \mathcal{H}_s(c_2, K^2)$ (resp. $\mathcal{H}_1 \subset \mathcal{H}_s(c_1, K^1)$) be the collection of hoopings in $G(c_2, K^2)$ (resp. $G(c_1, K^1)$) having I as set of vertices. We also write $\mathcal{H} = \mathcal{H}_s(c, K)$.

7.2

We shall need some notions and results from [15] and [22]. If $s_i \in \mathcal{S}$, $r_j \in \mathcal{R}$, $c \in \mathbb{R}_+^n$ and $K \in K_d(Z)$ we let

$$\lambda(s_i, r_j) = \frac{\partial K_j}{\partial c_i}(c)$$

and

$$\lambda(r_j, s_i) = y'_{ij} - y_{ij}.$$

For a path P in $G(c, K)$ we let $\lambda_{SR}(P)$ (resp. $\lambda_{RS}(P)$) be the product of all the numbers $\lambda(s_i, r_j)$ (resp. $\lambda(r_j, s_i)$) where $S_i \xrightarrow{R_j}$ (resp. $\xrightarrow{R_j} S_i$) is an edge in P . We define also

$$\lambda(P) = \lambda_{RS}(P) \lambda_{SR}(P).$$

If $H, H' \in \mathcal{H} = \mathcal{H}_s(c, K)$ we write that $H \sim H'$ when H and H' have the same species to reactions arcs $S_i \xrightarrow{R_j}$. Note that $\lambda_{SR}(H)$ and $\Lambda(H)$ depend only on the equivalence class $[H] \in \mathcal{H}/\sim$. According to [15] Thm. 6.7 (see also [22], Thm. 2), we have

$$(20) \quad \det(J_c(F)) = \sum_{[H] \in \mathcal{H}/\sim} \Lambda(H) \lambda_{SR}(H),$$

and

$$(21) \quad \Lambda(H) = \sum_{H' \in [H]} \sigma(H') \lambda_{RS}(H'),$$

where $\sigma(H') = \pm 1$. As a consequence ([15] Lemma 6.2 and [22], (1)) we get

$$(22) \quad \det(J_c(F)) = \sum_{H \in \mathcal{H}} \sigma(H) \lambda(H).$$

7.3

Let us come back to the situation of §7.1. Let $J = J_{c_2}(F^2)_{I,I}$. Since $\det(J) > 0$, it follows from (20), (21) and (22) that there exists $H_2 \in \mathcal{H}_2$ such that $\Lambda(H_2) \neq 0$ and $\sigma(H_2) \lambda(H_2) > 0$.

We claim that there exists also $H_3 \in \mathcal{H}_2$ such that $\Lambda(H_3) \neq 0$ and $\sigma(H_3) \lambda(H_3) < 0$. Suppose, by contradiction, that, for any $H \in \mathcal{H}_2$ such that $\Lambda(H) \neq 0$, we have $\sigma(H) \lambda(H) \geq 0$. Since the kinetics are strictly monotonic, for any $H \in \mathcal{H}_s(c, K)$ the sign of $\sigma(H) \lambda(H)$ does not depend on c and K , but only on the arcs contained in H . Therefore, for any s -hooping H' in \mathcal{H}_1 such that $\Lambda(H') \neq 0$, one has $\sigma(H') \lambda(H') \geq 0$, and there exists $H_1 \in \mathcal{H}_1$ such that $\sigma(H_1) \lambda(H_1) > 0$. By (22) this implies that $\det(J_{c_1}(F^1)_{I,I}) > 0$. But $d(c_1, K_1) = 0$, so we conclude by (2) that there exists I' of cardinality s such that $\det(J_{c_1}(F^1)_{I',I'}) < 0$. Therefore, when $H \in \mathcal{H}$ and $\Lambda(H) \neq 0$, the number $\sigma(H) \lambda(H)$ takes both positive and negative values.

To conclude the proof of Theorem 3, it remains to note that the sign $\varepsilon(H)$ is $(-1)^{s+1}$ times the sign of $\sigma(H) \lambda(H)$ (cf. [8], Appendix, Lemma 2). Therefore $G(c)$ contains two admissible s -hoopings of opposite signs.

8 Conclusion

In this paper, we conjecture that the multistationarity of a (bio)chemical network requires the existence, in the reaction labelled influence graph, of two admissible hoopings of maximal rank and opposite signs or a variable admissible hooping of maximal rank. This conjecture has been proved [12] under the hypothesis that the kinetic is strictly monotonic in the sense of [27]. This includes mass-action kinetics, Michaelis-Menten and Hill kinetics, and many more. The proof that we present makes an essential use of the connection between the reaction labelled influence graph and the determinant of the Jacobian (or its substitute when there exists conservation laws). We hope that this theorem can be extended to include arbitrary differentiable metrics (as suggested by Example 4).

This result can be used to rule out the possibility of multistationarity in situations where other criteria do not (Example 1). Given a network which does not fulfill our condition for multistationarity, following Theorem 3, inspection of the reaction labelled influence graph or Jacobian matrix also suggests ways of modifying the network so that it fulfills our condition (Example 3).

This theorem is thus an illustration of R.Thomas' insight that, in biology, one should often look for necessary rather than sufficient conditions.

Acknowledgements

We dedicate this work to the memory of our friend René Thomas. C.S. expresses his admiration for the scientific trajectory of R.Thomas, from fundamental biology to pure mathematics.

We are grateful to E. Feliu, D. Gonze and S. Soliman for their help. The bifurcation diagrams were generated with AUTO [7]. This research did not receive any specific grant from funding agencies in the public, commercial, or not-for-profit sectors.

References

- [1] M. Banaji: Graph-theoretic conditions for injectivity of functions on rectangular domains, *J. Math. Anal. Appl.* 370 (2010) 302-311.
- [2] M. Banaji, G. Craciun: Graph theoretic approaches to injectivity in general chemical reaction systems, *Advances in Applied Mathematics* 44 (2010) 168-184.
- [3] A. Cimino, J.-F. Hervagault: Irreversible transitions in a model substrate cycle. *FEBS*, 263 (1990) 199-205.
- [4] O. Cinquin, J. Demongeot: Positive and negative feedback: Striking a balance between necessary antagonists. *J. Theor. Biol.* (2002) 216:229-241.
- [5] G.Craciun, M.Feinberg: Multiple equilibria in complex chemical reaction networks: I. The injectivity property. *SIAM J. Appl. Math.* (2005) 65:1526-1546.
- [6] G.Craciun, M.Feinberg: Multiple equilibria in complex chemical reaction networks: II. The species-reaction graph. *SIAM J. Appl. Math.* (2006) 66:1321-1338.
- [7] E. Doedel: AUTO, a program for the automatic bifurcation analysis of autonomous systems. *Congr. Numer.*, 30 (1981) 265-384.
- [8] J. Eisenfeld, C. De Lisi: On conditions for qualitative instability of regulatory circuits with application to immunological control loops; in Eisenfeld J, DeLisi C (eds): *Mathematics and Computers in Biomedical Applications*. Amsterdam, Elsevier, 1985, pp. 39-53.
- [9] M. Feinberg, Complex balancing in general kinetic systems, *Arch. Ration. Mech. Anal.*, 49 (1972) 187-194.
- [10] M. Feinberg, Chemical reaction network structure and the stability of complex isothermal reactors - I. The deficiency zero and deficiency one theorems, *Chem. Eng. Sci.*, 42 (1987) 2229-2268.
- [11] E. Feliu, C. Wiuf: A computational method to preclude multistationarity in networks of interacting species. *Bioinformatics* 29 (2013) 2327-2334.

- [12] E. Feliu, C. Wiuf (2015) Finding the positive feedback loops underlying multi-stationarity. *BMC Systems Biology* (2015) 9-22. doi: 10.1186/s12918-015-0164-0.
- [13] J.-L. Gouzé: Positive and negative circuits in dynamical systems. *J. Biol. Syst.* (1998) 6:11-15.
- [14] J.-F. Hervagault, S. Canu: Bistability and irreversible transitions in a simple substrate cycle. *J. Theor. Biol.* 127 (1987) 439-449.
- [15] H.-M. Kaltenbach, A unified view on bipartite species-reaction and interaction graphs for chemical reaction networks (2012) arXiv:1210.0320.
- [16] M. Kaufman, C. Soulé, R. Thomas: A new necessary condition on interaction graphs for multistationarity. *J. Theor. Biol.* 248 (2007) 675-685.
- [17] R. Levefer, G. Nicolis: Chemical instabilities and sustained oscillations. *J. Theor. Biol.* 30 (1971) 267-284.
- [18] M. Mincheva, M.R. Roussel: Graph-theoretic methods for the analysis of chemical and biochemical networks. I. Multistability and oscillations in ordinary differential equation models. *J. Math. Biol.*, 55(1) (2007) 61-86.
- [19] G. Nicolis, I. Prigogine: Self-organization in nonequilibrium systems. Wiley-Interscience, New York (1977).
- [20] E. Plahte, T. Mestl, W.S. Omholt: Feedback circuits, stability and multistationarity in dynamical systems. *J. Biol. Syst.* (1995) 3:409-413.
- [21] E.H. Snoussi: Necessary conditions for multistationarity and stable periodicity. *J. Biol. Syst.* (1998) 6:3-9.
- [22] S. Soliman, A stronger necessary condition for the multistationarity of chemical reaction networks. *Bulletin of mathematical Biology* 75 (11), 2289-2303.
- [23] C. Soulé: Graphic requirements for multistationarity. *Complexus*, 1 (2003) 123-133.
- [24] R. Thomas: On the relation between the logical structure of systems and their ability to generate multiple steady states or sustained oscillations. *Springer Ser Synergetics* 9 (1981) 180-193.
- [25] R. Thomas, M. Kaufman: Multistationarity, the basis of cell differentiation and memory. I. Structural conditions of multistationarity and other nontrivial behaviour. *Chaos* 11 (2001) 170179.
- [26] J. Tyson: Some further studies of nonlinear oscillations in chemical systems. *J. Chem. Phys.* 58 (1973) 3919.

- [27] C. Wiuf, E. Feliu, Power-Law Kinetics and Determinant Criteria for the Preclusion of Multistationarity in Networks of Interacting Species, SIAM, *J. Applied Dynamical Systems*, Vol. 12, n° 4, (2013) 1685-1721.

Figure captions

Figure 1: An autocatalytic reaction model. A linear decay is considered for each species. Constant sources S_A of A and S_C of C are not shown.

Figure 2: Reaction labelled influence graph corresponding to the reaction network shown in Fig.1. Each arrow is labelled by the reaction that is involved. Normal arrows correspond to a positive influence, blunt arrows to a negative influence.

Figure 3: Steady state concentration B as a function of the autocatalytic kinetic constant k_1 , calculated from eqs. (4). This bifurcation diagram is obtained for the parameter values: $S_A = 1$, $k_{-1} = 2$, $\gamma_a = 0.25$, $k_2 = 1$, $k_{-2} = 0.5$, $\gamma_b = 0.1$, $S_C = 10^{-4}$, $\gamma_c = 0.3$. It shows an irreversible transition from the upper stable branch down to the lower stable branch, as a function of k_1 . Unstable steady states are indicated by the dotted line.

Figure 41: An enzymatic reaction network comprising a substrate inhibition step. The total enzyme concentration is conserved. Figure 42: Reaction labelled influence graph corresponding to the reaction network shown in Fig. 41. Each arrow is labelled by the reaction that is involved. Normal arrows correspond to a positive influence, blunt arrows to a negative influence. Note that there is a positive circuit $R_3R_5R_6R_4$ comprising all the species involved in a conservation law.

Figure 5: (a) The Brusselator. (b) Corresponding reaction labelled influence graph. Each arrow is labelled by the reaction that is involved. Normal arrows correspond to a positive influence, blunt arrows to a negative influence. R_S corresponds to a constant source reaction.

Figure 6: (a) The modified Brusselator which includes a linear decay for Y . (b) Corresponding reaction labelled influence graph. Each arrow is labelled by the reaction that is involved. Normal arrows correspond to a positive influence, blunt arrows to a negative influence. There is now an additional negative self-loop on Y related to reaction R_4 .

Figure 7: Dynamical behaviours. (A) Nullclines (in blue for X , red for Y) and limit cycle (in black) obtained for the parameter values $A = 2$, $B = 6$,

$k_1 = k_2 = k_3 = 1$, $k_4 = 0.15$. (B) Bistability as a function of k_4 for $A = 0.1$, $B = 0.25$, $k_1 = k_2 = 1$, $k_3 = 0.001$. (C) Excitability for $A = 1$, $B = 6$, $k_1 = k_2 = 1$, $k_3 = 0.4$, $k_4 = 0.1$. (D) Oscillations (blue circles) and bistability (red triangles) as a function of k_3 and k_4 observed for randomly generated parameter values (1000 samples, values are taken from a uniform distribution in the following ranges: $A = [0, 10]$, $B = [0, 10]$, $k_3 = [0, 1]$, $k_4 = [0, 0.25]$). Light grey circles correspond to a single stable steady state.

Figure 8: Substrate cycle with two opposite interconversions, one of which is inhibited by excess of its own substrate. (a) Reaction network. It includes a first-order decay for both substrates. (b) Corresponding reaction labelled influence graph. Each arrow is labelled by the reaction that is involved. Normal arrows correspond to a positive influence, blunt arrows to a negative influence. The R_1 -loop of S_1 on itself has a dual arrow (normal and blunt) to indicate that reaction R_1 can have a negative or positive influence on S_1 .

Figure 9: Bistability for the model defined by eqs. (16). The insert shows the non-monotone function $F(S_1) = \frac{v_1 S_1}{K_1 + S_1 + k S_1^2}$ as a function of S_1 , for $v_1 = 1$, $K_1 = 1$ and $k = 1$. The bifurcation diagram shows the concentration of S_1 as a function of the inhibition parameter k . Other parameter values are: $v_S = 0.01$, $v_1 = 1$, $v_2 = 0.3$, $d_1 = d_2 = 0.001$, $K_1 = K_2 = 1$.

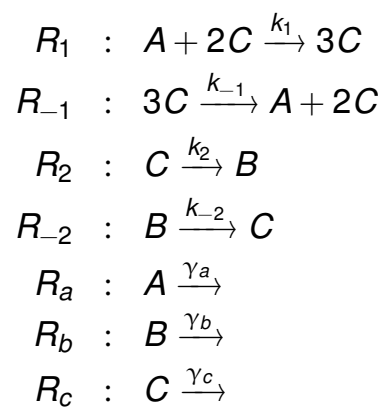


Figure 1

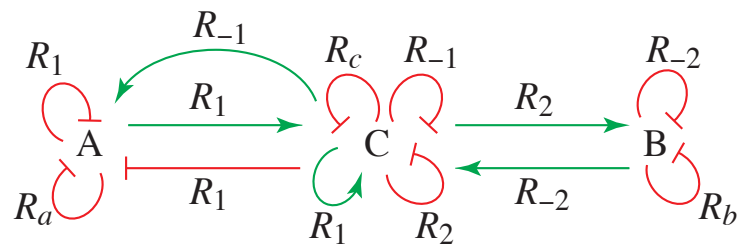


Figure 2

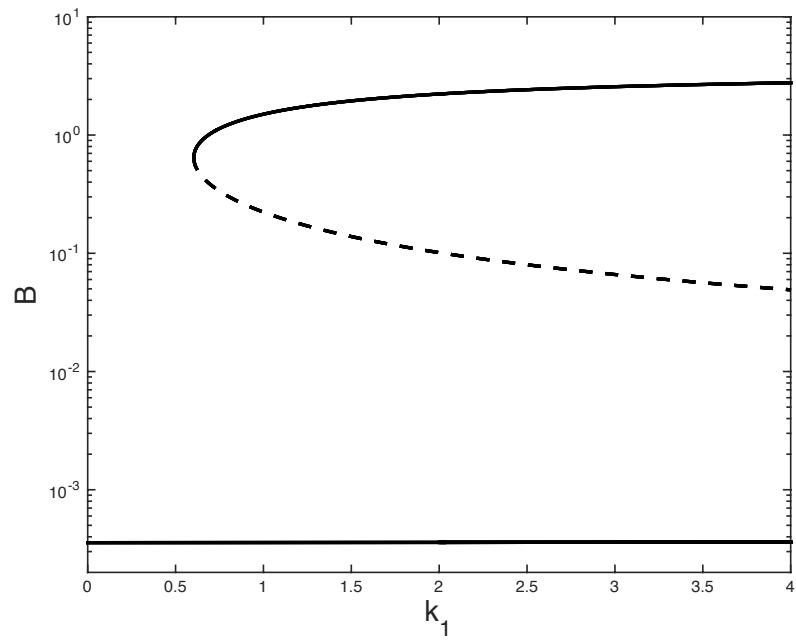


Figure 3

(a)

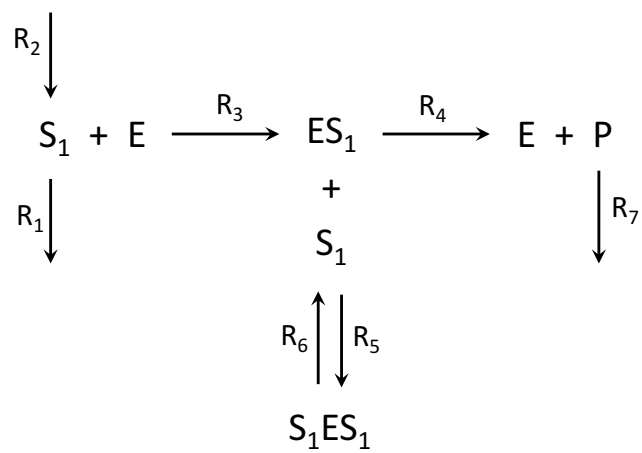


Figure 4a

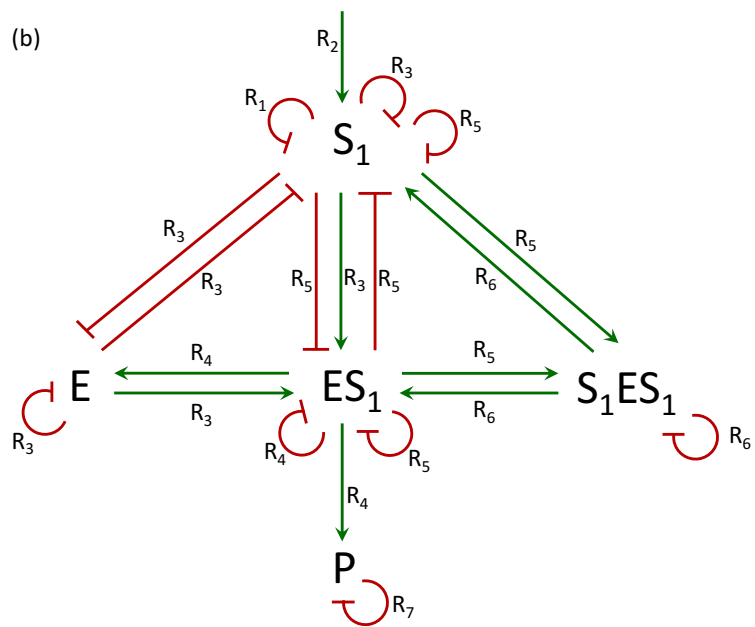


Figure 4b

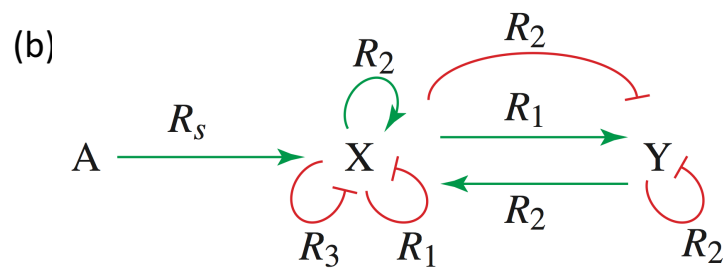
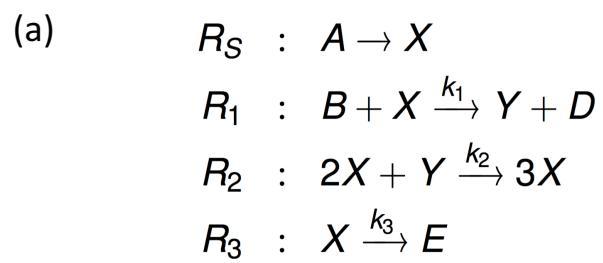


Figure 5

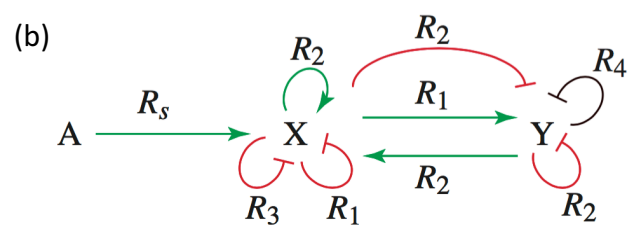
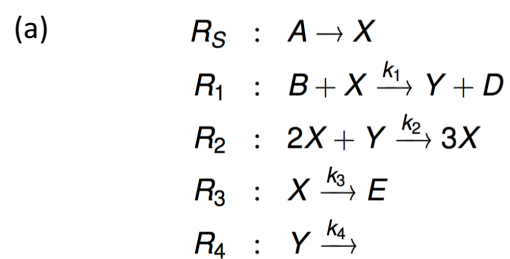


Figure 6

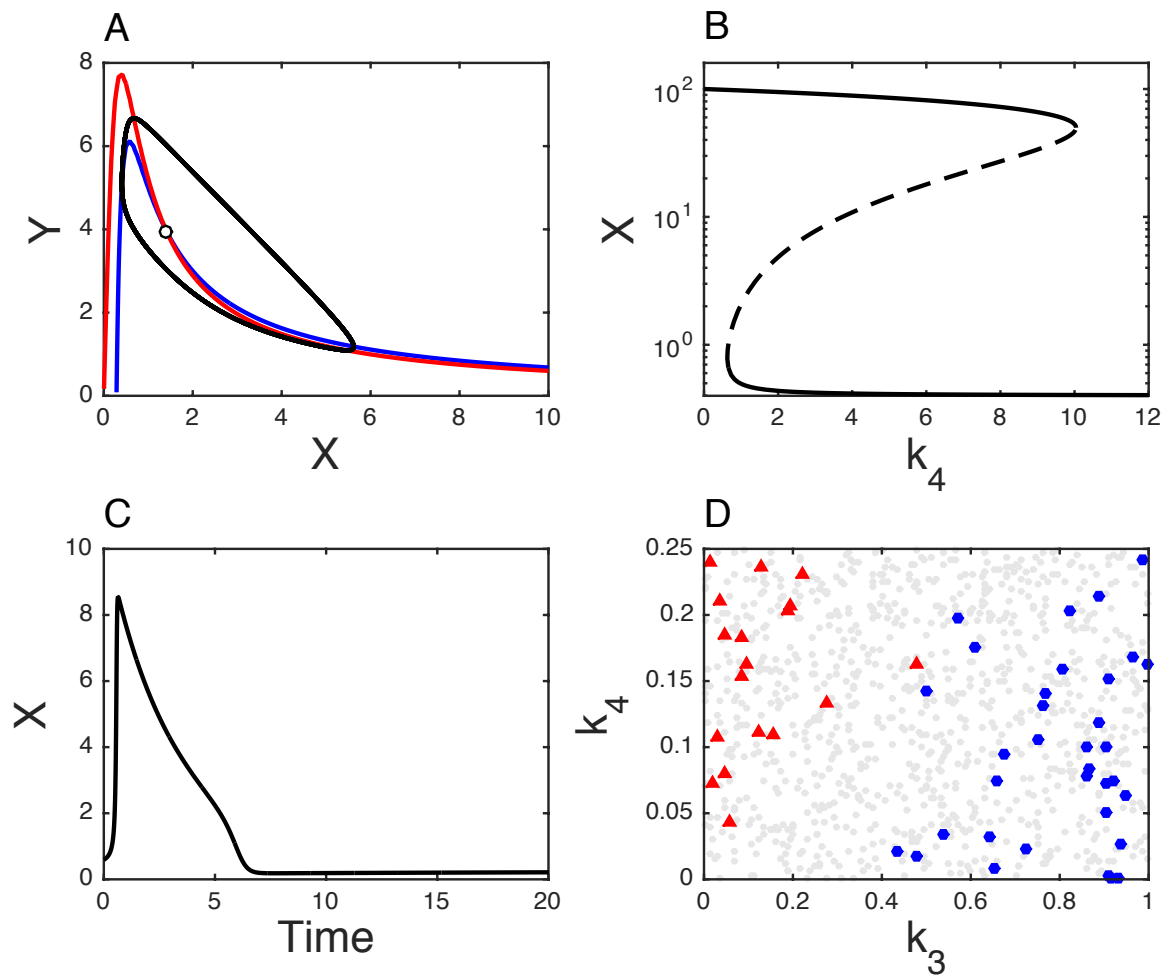


Figure 7

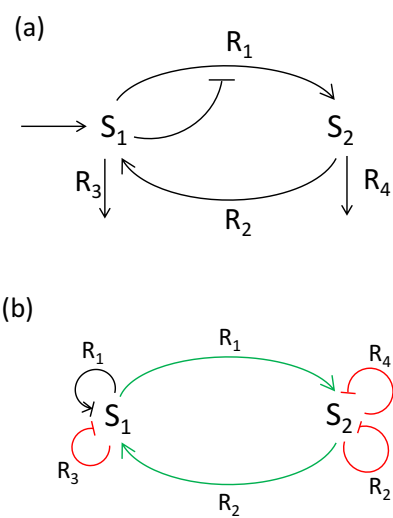


Figure 8

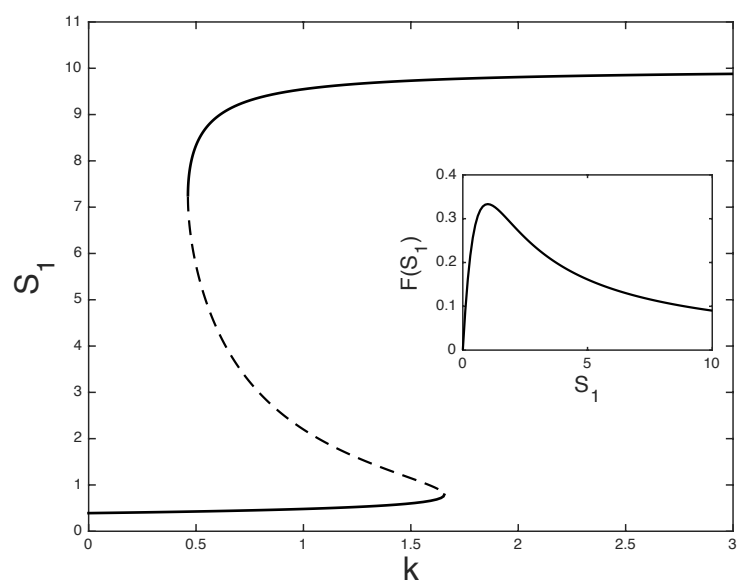


Figure 9