

Linear Scaling of the Superfluid Density with the Critical Temperature in the Layered Superconductor 2H-NbSe₂

F.O. von Rohr,^{1,2} J.-C. Orain,³ R. Khasanov,³ Z. Shermadini,³ A. Nikitin,³ J. Chang,² A.R. Wieteska,⁴ A.N. Pasupathy,⁴ M.Z. Hasan,⁵ A. Amato,³ H. Luetkens,³ Y.J. Uemura,⁴ and Z. Guguchia^{3,4,5,*}

¹*Department of Chemistry, University of Zürich, CH-8057 Zürich, Switzerland*

²*Physik-Institut der Universität Zürich, Winterthurerstrasse 190, CH-8057 Zürich, Switzerland*

³*Laboratory for Muon Spin Spectroscopy, Paul Scherrer Institute, CH-5232 Villigen PSI, Switzerland*

⁴*Department of Physics, Columbia University, New York, NY 10027, USA*

⁵*Laboratory for Topological Quantum Matter and Spectroscopy,*

Department of Physics, Princeton University, Princeton, New Jersey 08544, USA

We report on high-pressure ($p_{\text{max}} = 2.1$ GPa) muon spin rotation experiments probing the temperature-dependent magnetic penetration depth $\lambda(T)$ in the layered superconductor 2H-NbSe₂. Upon increasing the pressure, we observe a substantial increase of the superfluid density $n_s/m^* \propto 1/\lambda^2$, which we find to scale linearly with T_c . This linear scaling is considered a hallmark feature of unconventional superconductivity, especially in high-temperature cuprate superconductors. Our current results, along with our earlier findings on 1T'-MoTe₂ (Z. Guguchia et. al., Nature Communications 8, 1082 (2017)), demonstrate that this linear relation is also an intrinsic property of the superconductivity in transition metal dichalcogenides, whereas the ratio T_c/T_F is approximately a factor of 20 lower than the ratio observed in hole-doped cuprates. We, furthermore, find that the values of the superconducting gaps are insensitive to the suppression of the quasi-two-dimensional CDW state, indicating that the CDW ordering and the superconductivity in 2H-NbSe₂ are independent of each other.

PACS numbers:

Transition metal dichalcogenides (TMDs) are a class of layered materials, which presently attract great interest because of their versatile physical, chemical, and mechanical properties[1–11]. The TMDs share the MX₂ formula, with M being a transition metal (M = Ti, Zr, Hf, V, Nb, Ta, Mo, W or Re) and X being a chalcogen (X = S, Se, or Te). These compounds crystallize in different structural phases resulting from different stacking of the individual MX₂ layers, with van der Waals bonding between them.

A variety of novel physical phenomena have been reported in TMDs systems. Most recently topological physics with Dirac-type dispersion, exotic optical and transport behavior originating from valley splitting were predicted and observed [1, 4]. Correlated physics has been studied intensively especially in 2H-TaS₂, 2H-NbSe₂, and more recently in 1T'-MoTe₂ [5, 12–15]. 2H-NbSe₂ is a superconductor with a critical temperature $T_c \approx 7.3$ K, and hosts a two-dimensional charge density wave (CDW) with a critical temperature of $T_{\text{CDW}} \approx 33$ K [16–21]. The superconducting transition temperature of 2H-NbSe₂ is remarkably high in comparison with other TMDs, where commonly transition temperatures below 4 K are observed. Recently, it was found that both the superconducting state, as well as the CDW ordering remain intact even for a single layer of this material [8]. The superconducting transition

temperature is thereby lowered in the 2D limit to $T_c \approx 1.1$ K. Previously, the effect of hydrostatic pressure on the CDW ordering and superconductivity were studied in 2H-NbSe₂ by means of magnetization and resistivity measurements [22, 23]. It was found that upon increasing pressures, CDW ordering is suppressed. The suppression of charge-density wave ordering commonly causes a strong increase of the superconducting transition temperature T_c (see, e.g. references [24–26]). The generic occurrence of a “fragile” SC phase in the systems with competing SC and CDW ground states was reported, recently [27]. In 2H-NbSe₂, T_c increases only slightly ($\Delta T_c < 1$ K) with increasing pressure without any anomaly across the critical pressure at which the CDW state disappears. Moreover, both CDW order parameter amplitude as well as its static phase coherence length are unaffected when the superconductivity is suppressed in a high magnetic field [18]. Recent X-ray experiments also suggest that different phonon branches are responsible for SC and CDW orders [23]. These findings suggested that superconductivity is only weakly affected by the suppression of the CDW ordering [18–21, 23].

Layered superconductors, with highly anisotropic electronic properties have been found to be potential hosts for unconventional superconductivity. The most prominent example are the cuprates, consisting of CuO₂ layers and the iron pnictides superconductors, with tetrahedra coordinated FePn₄ layers. Other examples for unconventional superconductivity in layered systems are a monolayer of FeSe on STO [28] and the reported superconductivity in twisted bilayer graphene [29].

*Electronic address: zurab.guguchia@psi.ch

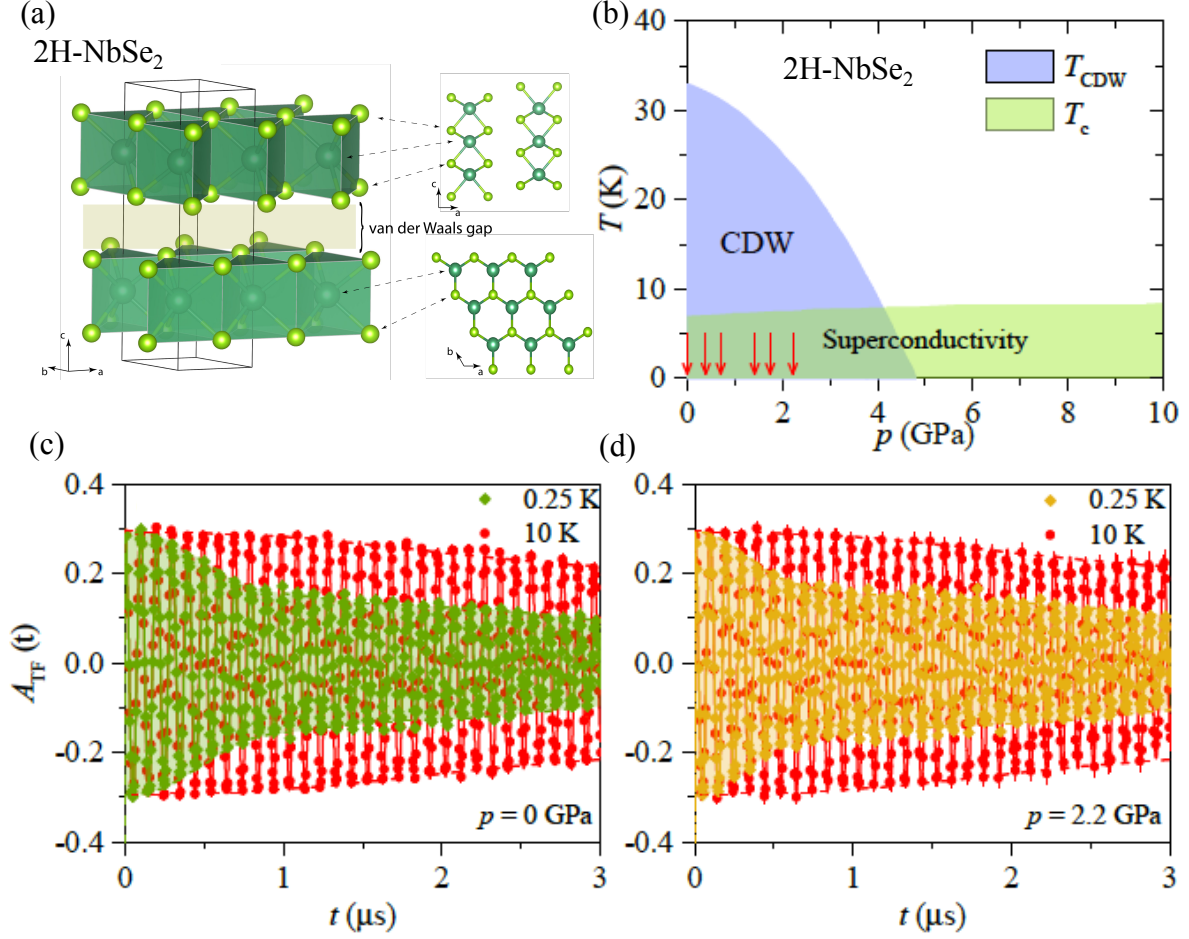


FIG. 1: **Schematic Phase Diagram and Transverse-field (TF) μ SR time spectra for NbSe₂.** (a) Pressure dependence of T_c and the CDW temperature T_{CDW} (ref. [5]). The red arrows mark the pressures at which the T -dependence of the penetration depth was measured. The TF spectra, above and below T_c at pressures of (b) $p = 0$ GPa and (c) $p = 2.2$ GPa are shown. The solid lines in panel (b) and (c) represent fits to the data by means of Eq. 1; The dashed lines are guides to the eyes.

Recently, we have reported on muon spin rotation (μ SR) measurements on the TMD superconductor T_d -MoTe₂, which is considered to be a type-II Weyl semimetal [10, 11, 30]. We had found a linear scaling of superfluid density at $T = 0$ and the transition temperature T_c , similar to the relation found earlier in the cuprates [31] and other Fe-based superconductors [32–34].

Here, we report on the substantial increase of the superfluid density n_s/m^* in van der Waals system 2H-NbSe₂ (1(a)) under hydrostatic pressure, which seems not to be correlate with the suppression of CDW ordered state. We find the superfluid density in 2H-NbSe₂ to scale linearly with T_c . These results in combination

to our previous results on MoTe₂ [30] indicate that this linear relation has general validity for transition metal dichalcogenide superconductors. This relation is considered to be a hallmark feature of unconventional superconductivity [31, 35, 36] in cuprate and iron-pnictides superconductors. Our findings, therefore, pose a challenge for understanding the underlying quantum physics in these layered TMDs and might lead to a better understanding of generic aspects of non-BCS behaviors in unconventional superconductors.

In figure 1(b), we show the schematic phase diagram of the pressure dependence of the CDW transition temperature T_{CDW} and the superconducting transition temperature T_c for NbSe₂, according to reference [5]). The red

arrows mark the pressures at which the T -dependence of the penetration depth and the superfluid density was measured. As it can be seen, the CDW transition is strongly reduced within the here investigated pressure range between $p = 0$ to 2.2 GPa. In figures 1(c) and (d), two representative the transverse-field (TF) μ SR-time spectra for 2H-NbSe₂ at ambient pressure and at the maximum applied pressure of $p = 2.2$ GPa are shown. Both measurements were performed in the pressure cell, with the constant background distracted. For both pressures, the transverse-field (TF) muon time spectra in a field of $\mu_0 H = 70$ mT are shown above ($T = 10$ K) and below ($T = 0.25$ K) the superconducting transition temperature T_c . Above T_c the oscillations show a small relaxation due to the random local fields from the nuclear magnetic moments. Below T_c the relaxation rate strongly increases with decreasing temperature due to the presence of a nonuniform local magnetic field distribution as a result of the formation of a flux-line lattice (FLL) in the Shubnikov phase.

From the obtained TF muon time spectra, we have derived the temperature dependence of the muon spin depolarization rate σ_{sc} , which is proportional to the second moment of the field distribution (see Method section). In figure 2, we show the temperature dependence of the muon spin depolarization rate σ_{sc} of NbSe₂ in the superconducting state at pressures of $p = 0, 0.4, 0.7, 1.4$, and 2.2 GPa. Below T_c the relaxation rate σ_{sc} starts to increase from zero with decreasing temperature due to the formation of the FLL. We find the increase of the superconducting transition temperature T_c to be in good agreement with earlier reports [22, 23]. Furthermore, we observed a substantial increase of the low-temperature value of the muon spin depolarization rate σ_{sc} with increasing pressure. This can be seen most clearly at base temperature, where the muon spin depolarization rate $\sigma_{sc}(T = 0.25$ K) increases by almost ~ 30 % from $p = 0$ GPa to $p = 2.2$ GPa. Interestingly, at all pressures the form of the temperature dependence of σ_{sc} , which reflects the topology of the SC gap, shows the saturation at low temperatures, indicating the presence of the isotropic pairing in NbSe₂ at all applied pressure.

The second moment of the resulting inhomogeneous field distribution is related to the magnetic penetration depth λ as $\langle \Delta B^2 \rangle \propto \sigma_{sc}^2 \propto \lambda^{-4}$, whereas σ_{sc} is the Gaussian relaxation rate due to the formation of FLL [37]. In order to investigate the symmetry of the superconducting gap, we have therefore derived the temperature-dependent London magnetic penetration depth $\lambda(T)$, which is related to the relaxation rate by:

$$\frac{\sigma_{sc}(T)}{\gamma_\mu} = 0.06091 \frac{\Phi_0}{\lambda^2(T)}, \quad (1)$$

Here, γ_μ is the gyromagnetic ratio of the muon, and Φ_0 is the magnetic-flux quantum. Thus, the flat T -dependence of σ_{sc} observed at various pressures for low temperatures (see Fig. 2) is consistent with a nodeless superconductor, in which $\lambda^{-2}(T)$ reaches its zero-temperature value

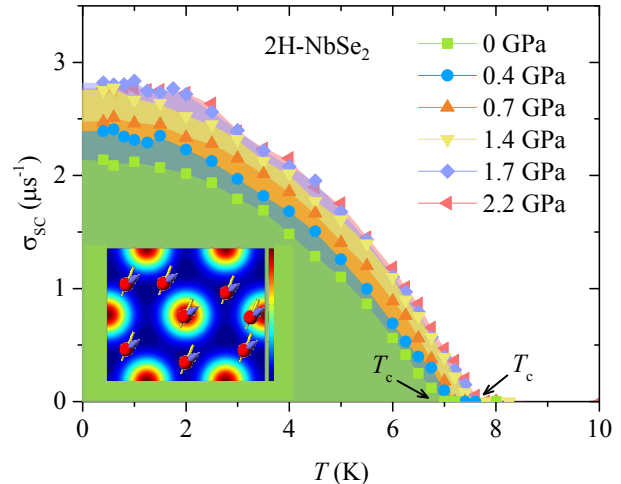


FIG. 2: **Superconducting muon spin depolarization rate σ_{sc} for NbSe₂.** Temperature dependence of $\sigma_{sc}(T)$, measured at various hydrostatic pressures in an applied magnetic field of $\mu_0 H = 70$ mT.

exponentially.

To proceed with a quantitative analysis, we consider the local (London) approximation ($\lambda \gg \xi$, where ξ is the coherence length) and employ the empirical α -model. The model, widely used in previous investigations of the penetration depth of multi-band superconductors [38–42], assumes that the gaps occurring in different bands, besides a common T_c , are independent of each other. The superfluid density is calculated for each component separately [38] and added together with a weighting factor. For our purposes, a two-band model suffices, yielding:

$$\frac{\lambda^{-2}(T)}{\lambda^{-2}(0)} = \omega_1 \frac{\lambda^{-2}(T, \Delta_{0,1})}{\lambda^{-2}(0, \Delta_{0,1})} + \omega_2 \frac{\lambda^{-2}(T, \Delta_{0,2})}{\lambda^{-2}(0, \Delta_{0,2})}, \quad (2)$$

Here $\lambda(0)$ is the London magnetic penetration depth at zero temperature, $\Delta_{0,i}$ is the value of the i -th SC gap ($i = 1, 2$) at $T = 0$ K, and ω_i is the weighting factor, which measures their relative contributions to λ^{-2} (i.e. $\omega_1 + \omega_2 = 1$).

The results of this analysis are presented in Fig. 3a, where the temperature dependence of λ^{-2} for NbSe₂ is plotted at pressures of $p = 0, 0.4, 0.7, 1.4$, and 2.2 GPa. The dashed and the solid lines for ambient pressure results represent fits for the temperature-dependent London magnetic penetration at ambient pressure using a s -wave and a $s + s$ -wave model, respectively [30]. As it can be seen, the $s + s$ -wave provides a much better description of the data, thereby ruling out a out the simple s -wave model as an adequate description of $\lambda^{-2}(T)$ for 2H-NbSe₂. The two gap $s + s$ -wave scenario with a small gap $\Delta_1 \simeq 0.55(3)$ meV and a large gap $\Delta_2 \simeq 1.25(5)$ meV for $p = 0$ GPa (with the pressure independent weighting factor of $\omega_2 = 0.8(1)$), describes

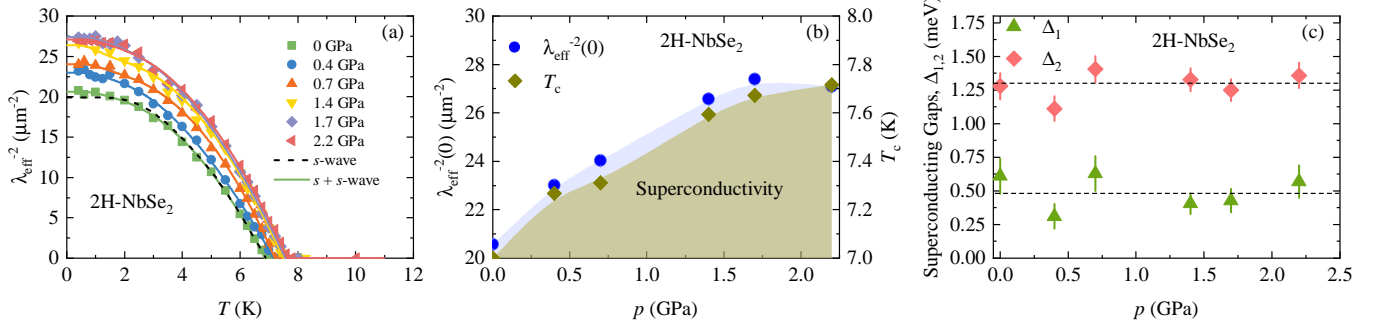


FIG. 3: **Pressure evolution of various quantities.** (a) The temperature dependence of $\lambda_{\text{eff}}^{-2}$ measured at various applied hydrostatic pressures for NbSe₂. The solid lines correspond to a two-gap ($s+s$ -wave) model, the dashed line represent a fit using a single gap s -wave model. (b) Pressure dependence of T_c and the zero-temperature value of $\lambda_{\text{eff}}^{-2}(0)$. (c) Pressure dependence of the zero-temperature values of the small superconducting gap Δ_1 and the large superconducting gap Δ_2 .

the experimental data remarkably well. The presence of two isotopic gaps and their values are in very good agreement with previous results [43–47]. According to ARPES data several independent electronic bands (four Nb-derived bands with roughly cylindrical Fermi surfaces, centered at the Γ and K points and one Se-derived bands with a small ellipsoid pocket around the Γ point) cross the Fermi surface in NbSe₂, two-gap superconductivity can be understood by assuming that the SC gaps open at two distinct types of bands. We find that two gap $s+s$ -wave superconductivity is preserved up to the highest applied pressure of $p = 2.2$ GPa. All the $s+s$ -wave fits for all pressures are shown in figure 3(c). Furthermore, the pressure dependence of all the parameters extracted from the data analysis within the α model are plotted in Figs. 3(b,c). The critical temperature T_c increases with pressure only by ~ 0.7 K at the maximum applied pressure of $p = 2.2$ GPa, as shown in Fig. 3b. We, however, observe a substantial increase of the superfluid density λ^{-2} with increasing pressures, as shown in figure 3(b). At the maximum applied pressure of $p = 2.2$ GPa the increase of λ^{-2} is $\Delta p \approx 31.4(8)\%$ compared to the value at ambient pressure. The absolute size of the small gap $\Delta_1 \approx 0.5(3)$ meV and the large gap $\Delta_2 \approx 1.25(5)$ meV remain nearly unchanged by pressure, as shown in figure 3(c).

The London magnetic penetration depth λ is given as a function of n_s , m^* , ξ and the mean free path l , according to

$$\frac{1}{\lambda^2} = \frac{4\pi n_s e^2}{m^* c^2} \times \frac{1}{1 + \xi/l}, \quad (3)$$

For systems close to the clean limit, $\xi/l \rightarrow 0$, the second term essentially becomes unity, and the simple relation $1/\lambda^2 \propto n_s/m^*$ holds. Considering the upper critical fields H_{c2} of 2H-NbSe₂, as reported in detail by Soto *et al.* [48], we can estimate the in-plane coherence length to be $\xi_{ab} \approx 7.9$ nm at ambient pressure $p = 0$ GPa. At ambient pressure, the in-plane mean free path l was estimated to be l_{ab}

≈ 183 nm [48]. No estimates are currently available for l under pressure. However, the in-plane l is most probably independent of pressure, considering the fact that the effect of compression is mostly interlayered, i.e., the intralayer Nb-Se bond length remains nearly unchanged (especially in the here investigated pressure region).[22] This very small effect of compression can be attributed to the unique anisotropy resulting from the stacking of layers with van der Waals type interactions between them. Thus, in view of the short coherence length and relatively large l , we can reliably assume that NbSe₂ lies close to the clean limit [30, 49]. With this assumption, we obtain the ground-state value $n_s/(m^*/m_e) \approx 5.7 \times 10^{27} \text{ m}^{-3}$, and $7.5 \times 10^{27} \text{ m}^{-3}$ for $p = 0$ GPa, and 2.2 GPa respectively.

The strong enhancement of the superfluid density

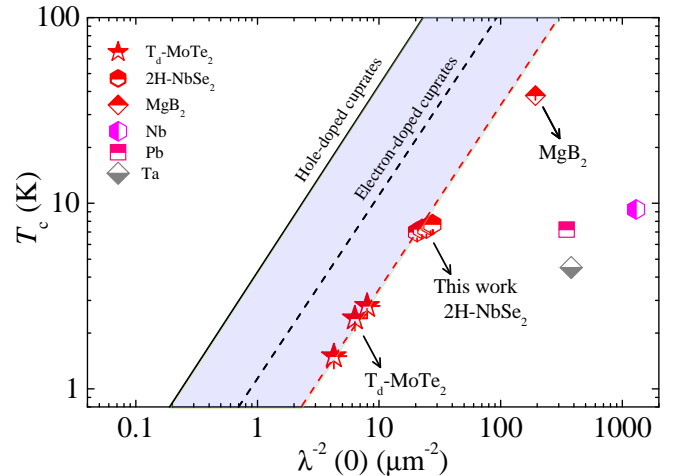


FIG. 4: **Superfluid Density versus T_c .** A plot of T_c against the $\lambda^{-2}(0)$ obtained from our μSR experiments in NbSe₂ and MoTe₂. The dashed red line represents the linear fit to the MoTe₂ data. Uemura relation for hole and electron-doped cuprates are shown as solid [31, 35, 53–56] and dashed lines [58], respectively. The points for various conventional BCS superconductors and for 2H-NbSe₂ are also shown.

$\lambda^{-2}(0) \propto n_s/(m^*/m_e)$ in 2H-NbSe₂ under pressure, as discussed above, is an essential finding of this paper. It should be noted that the impairment of the charge-density wave ordering, and the associated lowering of the charge-density wave ordering transition T_{CDW} under pressure may cause the restoring of some electronic density of states at the Fermi surface. However, the electron and hole states that condense into the CDW ordered state comprise only $\approx 1\%$ of the total density of states at the Fermi surface in 2H-NbSe₂ [50–52]. The expected maximal increase of the total density of states caused by a complete suppression of the charge-density wave would be $\Delta D(E_F) \approx 1\%$, which cannot solely attribute for the observed $\sim 30\%$ enhancement of the superfluid density in 2H-NbSe₂. Thus, the large pressure effect on $n_s/(m^*/m_e)$ has a more complex origin. We also observed that both superconducting gaps Δ_1 and Δ_2 are nearly pressure independent up to a pressure of $p = 2.2$ GPa (figure 3(c)), while the CDW transition temperature is largely reduced in this pressure range $p = 0 - 2.2$ GPa [22, 23]. This implies that the gap values are insensitive to the suppression of the CDW state. This observation strongly supports the idea that superconducting and CDW orders are somewhat isolated from each other and that CDW pairing have only minimal effect on superconductivity in 2H-NbSe₂ [23]. Furthermore, we find the superfluid density in 2H-NbSe₂ to scale linearly with T_c , as shown in figure 4, which is not expected within BCS theory. Remarkably, the ratio between the superfluid density and the critical temperature T_c in 2H-NbSe₂ is nearly the same as for the TMD superconductor 1T'-MoTe₂ [30], indicating a common mechanism and related electronic origin for the superconductivity.

The nearly linear relationship between T_c and the superfluid density was originally observed in hole-doped cuprates [31, 35], where the ratio between T_c and their effective Fermi temperature T_F being about $T_c/T_F \sim 0.05$, which means about 4-5 times reduction of T_c from the ideal Bose Condensation temperature for a non-interacting Bose gas. These results were discussed in terms of the crossover from Bose Einstein Condensation to BCS-like condensation [53–55]. Within the picture of BEC to BCS crossover, systems exhibiting small T_c/T_F (large T_F) are considered to be in the BCS-like side, while the linear relationship between T_c and T_F is expected only in the BEC-like side. This relationship has in the past been used for the characterization of BCS-like, so-called conventional and BEC-like, so-called unconventional superconductors. The here present results on 2H-NbSe₂ together with our previously reported results on 1T'-MoTe₂ demonstrate that a linear relation between T_c and the superfluid density holds for these TMDs systems. However, we find the ratio T_c/T_F to be reduced further by a factor of ~ 20 . These systems fall into the clean limit, therefore, the linear relation is unrelated to pair breaking, and can be regarded to hold

between T_c and n_s/m^* . It should be noticed that the widely studied layered superconductor MgB₂, that has a layered structure, consisting of hexagonal boron layered, exhibits a ratio T_c/T_F [56], which is almost identical to the value found here for the TMDs. This implies that the BEC-like linear relationship may exist in systems with T_c/T_F reduced even by a factor of 20 from the ratio in hole doped cuprates.

In refs [54, 55, 57], one of the present authors pointed out that there seem to exist at least two factors which determine T_c in unconventional superconductors: one is the superfluid density and the other is the closeness to the competing state. The second factor can be seen in the energy of the magnetic resonance mode, which represents the difference in free energy between the superconducting state and the competing magnetically ordered state. In the case of hole-doped cuprates, the competing state is characterized by antiferromagnetic order, but frustrated by the introduction of doped holes. In the case of electron-doped cuprates, the competing state develops in antiferromagnetic network diluted by the doped carriers. In the case of present TMDC systems, the competing state comes from charge density waves. These systematic difference of competing states might be related to the three different ratios of T_c/T_F seen in the three different families of superconductors shown in Fig. 4.

In conclusion, we provide the first microscopic investigation of the superconductivity under hydrostatic pressure in the layered superconductor 2H-NbSe₂. Specifically, the zero-temperature magnetic penetration depth $\lambda_{eff}^{-2}(0)$ and the temperature dependence of λ_{eff}^{-2} were studied in 2H-NbSe₂ by means of μ SR experiments as a function of pressure up to $p \simeq 2.2$ GPa. The superfluid densities at all pressures are best described by a two gap $s + s$ -wave scenario. We find that the application of pressure causes a substantial increase of the superfluid density n_s/m^* . Moreover, we show that the superfluid density in 2H-NbSe₂ scales linearly with T_c , this behavior was previously attributed to unconventional superconductors. Our current results, in combination with previous results on 1T'-MoTe₂ [30] demonstrate that a linear relation holds for these transition metal dichalcogenide superconductors but with a ratio T_c/T_F , which is reduced by a factor of 20 from the ratio in hole doped cuprates. This implies that the superfluid density of TMDs is about an order of magnitude higher than that in the cuprates with respect to their critical temperatures T_c . We also find that the values of the superconducting gaps are insensitive to the suppression of the CDW ordered state, indicating that CDW pairing has only a minimal effect on the superconductivity in 2H-NbSe₂. These results hint towards a common mechanism and electronic origin for superconductivity in TMDs, which might have far reaching consequences for the future development of devices based on these materials.

I. METHODS

Sample preparation: Single-phase polycrystalline samples of 2H-NbSe₂ were prepared by means of high-temperature solid-state synthesis. Stoichiometric amounts of niobium powder (99.99 %) and selenium shots (99.999 %) were mixed and heated in a sealed quartz tube, under an inert atmosphere, at 750 °C for 3 days. In order to ensure high homogeneity, the samples were ground, pressed to a pellet, and reheated in a sealed quartz tube under an inert atmosphere at 750 °C for another 5 days. Eventually, the samples were quenched in water to ensure no selenium loss.

Pressure cell: Pressures up to 2.2 GPa were generated in a double wall piston-cylinder type of cell made of CuBe material, especially designed to perform μ SR experiments under pressure [59–62]. As a pressure transmitting medium Daphne oil was used. The pressure was measured by tracking the SC transition of a very small indium plate by AC susceptibility. The filling factor of the pressure cell was maximized. The fraction of the muons stopping in the sample was approximately 40 %.

μ SR experiment:

In a μ SR experiment nearly 100 % spin-polarized muons μ^+ are implanted into the sample one at a time [63]. The positively charged μ^+ thermalize at interstitial lattice sites, where they act as magnetic microprobes. In a magnetic material the muon spin precesses in the local field B_μ at the muon site with the Larmor frequency $\nu_\mu = \gamma_\mu/(2\pi)B_\mu$ (muon gyromagnetic ratio $\gamma_\mu/(2\pi) = 135.5$ MHz T⁻¹). Using the μ SR technique important length scales of superconductors can be measured, namely the magnetic penetration depth λ and the coherence length ξ . If a type II superconductor is cooled below T_c in an applied magnetic field ranged between the lower (H_{c1}) and the upper (H_{c2}) critical fields, a vortex lattice is formed which in general is incommensurate with the crystal lattice with vortex cores separated by much larger distances than those of the unit cell. Because the implanted muons stop at given crystallographic sites, they will randomly probe the field distribution of the vortex lattice. Such measurements need to be performed in a field applied perpendicular to the initial muon spin polarization (so called TF configuration).

μ SR experiments under pressure were performed at the μ E1 beamline of the Paul Scherrer Institute (Villigen, Switzerland, where an intense high-energy ($p_\mu = 100$ MeV/c) beam of muons is implanted in the sample through the pressure cell. The low background GPS (π M3 beamline) and low-temperature LTF instruments were used to study the single crystalline as well as the polycrystalline samples of MoTe₂ at ambient pressure.

Analysis of TF- μ SR data:

The TF μ SR data were analyzed by using the following

functional form:[39]

$$P(t) = A_s \exp \left[- \frac{(\sigma_{sc}^2 + \sigma_{nm}^2)t^2}{2} \right] \cos(\gamma_\mu B_{int,s}t + \varphi) + A_{pc} \exp \left[- \frac{\sigma_{pc}^2 t^2}{2} \right] \cos(\gamma_\mu B_{int,pc}t + \varphi), \quad (4)$$

Here A_s and A_{pc} denote the initial assymetries of the sample and the pressure cell, respectively. $\gamma/(2\pi) \simeq 135.5$ MHz/T is the muon gyromagnetic ratio, φ is the initial phase of the muon-spin ensemble and B_{int} represents the internal magnetic field at the muon site. The relaxation rates σ_{sc} and σ_{nm} characterize the damping due to the formation of the FLL in the SC state and of the nuclear magnetic dipolar contribution, respectively. In the analysis σ_{nm} was assumed to be constant over the entire temperature range and was fixed to the value obtained above T_c where only nuclear magnetic moments contribute to the muon depolarization rate σ . The Gaussian relaxation rate, σ_{pc} , reflects the depolarization due to the nuclear moments of the pressure cell. The width of the pressure cell signal increases below T_c . As shown previously [61], this is due to the influence of the diamagnetic moment of the SC sample on the pressure cell, leading to the temperature dependent σ_{pc} below T_c . In order to consider this influence we assume the linear coupling between σ_{pc} and the field shift of the internal magnetic field in the SC state:

$\sigma_{pc}(T) = \sigma_{pc}(T > T_c) + C(T)(\mu_0 H_{int,NS} - \mu_0 H_{int,SC})$, where $\sigma_{pc}(T > T_c) = 0.25 \mu s^{-1}$ is the temperature independent Gaussian relaxation rate. $\mu_0 H_{int,NS}$ and $\mu_0 H_{int,SC}$ are the internal magnetic fields measured in the normal and in the SC state, respectively. As indicated by the solid lines in Figs. 2b,c the μ SR data are well described by Eq. (1). The good agreement between the fits and the data demonstrates that the model used describes the data rather well.

Analysis of $\lambda(T)$:

$\lambda(T)$ was calculated within the local (London) approximation ($\lambda \gg \xi$) by the following expression [39, 40]:

$$\frac{\lambda^{-2}(T, \Delta_{0,i})}{\lambda^{-2}(0, \Delta_{0,i})} = 1 + \frac{1}{\pi} \int_0^{2\pi} \int_{\Delta(T, \varphi)}^\infty \left(\frac{\partial f}{\partial E} \right) \frac{E dE d\varphi}{\sqrt{E^2 - \Delta_i(T, \varphi)^2}}, \quad (5)$$

where $f = [1 + \exp(E/k_B T)]^{-1}$ is the Fermi function, φ is the angle along the Fermi surface, and $\Delta_i(T, \varphi) = \Delta_{0,i} \Gamma(T/T_c) g(\varphi)$ ($\Delta_{0,i}$ is the maximum gap value at $T = 0$). The temperature dependence of the gap is approximated by the expression $\Gamma(T/T_c) = \tanh \{1.82[1.018(T_c/T - 1)]^{0.51}\}$, [41] while $g(\varphi)$ describes the angular dependence of the gap and it is replaced by 1 for both an s -wave and an $s+s$ -wave gap, and $|\cos(2\varphi)|$ for a d -wave gap.

II. ACKNOWLEDGMENTS

The μ SR experiments were carried out at the Swiss Muon Source (S μ S) Paul Scherrer Institute, Villigen, Switzerland. Z. Guguchia gratefully acknowledges the financial support by the Swiss National Science Foundation (SNF fellowship P300P2-177832). The work at the University of Zurich was supported by the Swiss National Science Foundation under Grant No. PZ00P2.174015.

Work at Department of Physics of Columbia University is supported by US NSF DMR-1436095 (DMREF) and NSF DMR-1610633. M.Z.H. is supported by US DOE/BES grant no. DE-FG-02-05ER46200. R.K. acknowledges the Swiss National Science Foundation (grants 200021_149486 and 200021_175935). A.N. acknowledges funding from the European Union's Horizon 2020 research and innovation programme under the Marie Skłodowska-Curie grant agreement No 701647.

-
- [1] Soluyanov, A. et al. Type II Weyl Semimetals. *Nature* **527**, 495 (2015).
 - [2] L. Huang, T.M. McCormick, M. Ochi, Z. Zhao, M.-T. Suzuki, R. Arita, Y. Wu, D. Mou, H. Cao, J. Yan, N. Trivedi, and A. Kaminski. Spectroscopic evidence for a type II Weyl semimetallic state in MoTe₂. *Nature Mater.* **15**, 1155 (2016).
 - [3] Xu, X., Yao, W., Xiao, D. and Heinz, T. F. Spin and pseudospins in layered transition metal dichalcogenides. *Nat. Phys.* **10**, 343 (2014).
 - [4] Ali, M. N. et al. Large, non-saturating magnetoresistance in WTe₂. *Nature* **514**, 205 (2014).
 - [5] Y. Qi *et al.*, Superconductivity in Weyl semimetal candidate MoTe₂. *Nat. Comm.* **7**, 11038 (2016).
 - [6] Qian, X., Liu, J., Fu, L. and Li, J. Quantum spin Hall effect in two-dimensional transition metal dichalcogenides. *Science* **346**, 1344-1347 (2014).
 - [7] Zhang, Y. J., Oka, T., Suzuki, R., Ye, J. T. and Iwasa, Y. Electrically switchable chiral light-emitting transistor. *Science* **344**, 725-728 (2014).
 - [8] M.M. Ugeda, A.J. Bradley, Y. Zhang, S. Onishi, Y. Chen, W. Ruan, C. Ojeda-Aristizabal, H. Ryu, M.T. Edmonds, H. Tsai, A. Riss, S.-K. Mo, D. Lee, A. Zettl, Z. Hussain, Z.-X. Shen, and M.F. Crommie, *Nature Physics* **12**, 92 (2016).
 - [9] Runze Yu, S. Banerjee, H.C. Lei, Ryan Sinclair, M. Abeykoon, H. D. Zhou, C. Petrovic, Z. Guguchia, and E. S. Bozin. Absence of Local Fluctuating Dimers in Superconducting Ir_{1-x}(Pt,Rh)_xTe₂. *Phys. Rev. B* **97**, 174515 (2018).
 - [10] Sun, Y., Wu, S.C., Ali, M.N., Felser, C., and Yan, B. Prediction of Weyl semimetal in orthorhombic MoTe₂. *Phys. Rev. B* **92**, 161107 (2015).
 - [11] Ilya Belopolski, Daniel S. Sanchez, Yukiaki Ishida, Xingchen Pan, Peng Yu, Su-Yang Xu, Guoqing Chang, Tay-Rong Chang, Hao Zheng, Nasser Alidoust, Guang Bian, Madhab Neupane, Shin-Ming Huang, Chi-Cheng Lee, You Song, Haijun Bu, Guanghou Wang, Shisheng Li, Goki Eda, Horng-Tay Jeng, Takeshi Kondo, Hsin Lin, Zheng Liu, Fengqi Song, Shik Shin, and M. Zahid Hasan. Discovery of a new type of topological Weyl fermion semimetal state in Mo_xW_{1-x}Te₂. *Nature Communications* **7**, 13643 (2016).
 - [12] B. Sipos, A. F. Kusmartseva, A. Akrap, H. Berger, L. Forro, and E. Tutis, *Nat. Mat.* **7**, 960 (2008).
 - [13] K. Cho, M. Konczykowski, S. Teknowijoyo, M. A. Tanatar, J. Guss, P. B. Gartin, J. M. Wilde, A. Kreyssig, R. J. McQueeney, A. I. Goldman, V. Mishra, P. J. Hirschfeld, and R. Prozorov, *Nat. Comm.* **9**, 2796 (2018).
 - [14] C.D. Malliakas and M.G. Kanatzidis *J. Am. Chem. Soc.* **135**, 1719 (2013).
 - [15] H. Luo, J. Strychalska-Nowak, J. Li, J. Tao, T. Klimczuk, and R.J. Cava *Chem. Mater.* **29**, 3704 (2017).
 - [16] Morris, R. C., Coleman, R. V. and Bhandari, R. Superconductivity and magnetoresistance in NbSe₂. *Phys. Rev. B* **5**, 895-901 (1972).
 - [17] Moncton, D. E., Axe, J. D. and DiSalvo, F. J. Neutron scattering study of the charge-density wave transitions in 2H-TaSe₂ and 2H-NbSe₂. *Phys. Rev. B* **16**, 801-819 (1977).
 - [18] Du C-H, et al. X-ray scattering studies of 2H-NbSe₂, a superconductor and charge density wave material, under high external magnetic fields. *J. Phys. Condens Matter* **12**, 5361-5370 (2000).
 - [19] Berthier C, Molini P and Jerome D, Evidence for a connection between charge density waves and the pressure enhancement of superconductivity in 2H-NbSe₂. *Solid State Commun* **18**, 1393-1395 (1976).
 - [20] Littlewood P.B., Varma C.M. Gauge-invariant theory of the dynamical interaction of charge density waves and superconductivity. *Phys. Rev. Lett.* **47**, 811-814 (1981).
 - [21] Littlewood P.B., Varma C.M. Amplitude collective modes in superconductors and their coupling to charge-density waves. *Phys. Rev. B* **26**, 4883-4893 (1982).
 - [22] Yejun Feng, Jiyang Wang, R. Jaramillo, Jasper van Wezel, S. Haravifard, G. Srajer, Y. Liu, Z.-A. Xu, P.B. Littlewood, and T. F. Rosenbaum, Order parameter fluctuations at a buried quantum critical point. *Proc Natl Acad Sci* **109**, 7224-7229 (2012).
 - [23] Maxime Leroux, Ion Errea, Mathieu Le Tacon, Sofia-Michaela Souliou, Gaston Garbarino, Laurent Cario, Alexey Bosak, Francesco Mauri, Matteo Calandra, and Pierre Rodiere, Strong anharmonicity induces quantum melting of charge density wave in 2H-NbSe₂ under pressure. *Phys. Rev. B* **92**, 140303(R) (2015).
 - [24] F. von Rohr, R. Nesper, A. Schilling *Phys. Rev. B* **89**, 094505 (2014).
 - [25] F. von Rohr, A. Schilling, R. Nesper, C. Baines, M. Bendele, *Phys. Rev. B* **88**, 140501(R) (2013).
 - [26] Y. Nozaki, K. Nakano, T. Yajima, H. Kageyama, B. Frandsen, L. Liu, S. Cheung, T. Goko, Y. J. Uemura, T. S. J. Munsie, T. Medina, G. M. Luke, J. Munevar, D. Nishio-Hamane, and C. M. Brown *Phys. Rev. B* **88**, 214506 (2013).
 - [27] Yue Yu and S. A. Kivelson, Fragile superconductivity in the presence of weakly disordered charge density waves. <https://arxiv.org/abs/1809.10160>.
 - [28] Wang Qing-Yan, Li Zhi, Zhang Wen-Hao, Zhang Zuo-

- Cheng, Zhang Jin-Song, Li Wei, Ding Hao, Ou Yun-Bo, Deng Peng, Chang Kai, Wen Jing, Song Can-Li, He Ke, Jia Jin-Feng, Ji Shuai-Hua, Wang Ya-Yu, Wang Li-Li, Chen Xi, Ma Xu-Cun and Xue Qi-Kun. Interface-Induced High-Temperature Superconductivity in Single Unit-Cell FeSe Films on SrTiO₃. *Chinese Physics Letters* **29**, 037402 (2012).
- [29] Yuan Cao, Valla Fatemi, Shiang Fang, Kenji Watanabe, Takashi Taniguchi, Efthimios Kaxiras and Pablo Jarillo-Herrero. Unconventional superconductivity in magic-angle graphene superlattices. *Nature* volume **556**, 43750 (2018).
- [30] Z. Guguchia, F. von Rohr, Z. Shermadini, A. T. Lee, S. Banerjee, A. R. Wieteska, C. A. Marianetti, B. A. Frandsen, H. Luetkens, Z. Gong, S. C. Cheung, C. Baines, A. Shengelaya, G. Taniashvili, A. N. Pasupathy, E. Morenzoni, S. J. L. Billinge, A. Amato, R. J. Cava, R. Khasanov, Y. J. Uemura, Signatures of the topological s^{+-} superconducting order parameter in the type-II Weyl semimetal T_d -MoTe₂. *Nature Communications* **8**, 1082 (2017).
- [31] Y.J. Uemura et. al., *Phys. Rev. Lett.* **62**, 2317 (1989).
- [32] H. Luetkens, H.-H. Klauss, M. Kraken, F.J. Litterst, T. Dellmann, R. Klingeler, C. Hess, R. Khasanov, A. Amato, C. Baines, M. Kosmala, O.J. Schumann, M. Braden, J. Hamann-Borrero, N. Leps, A. Kondrat, G. Behr, J. Werner, and B. Büchner, *Nature Materials* **8**, 305 (2009).
- [33] J.P. Carlo, Y.J. Uemura, T. Goko, G.J. MacDougall, J.A. Rodriguez, W. Yu, G.M. Luke, P. Dai, N. Shannon, S. Miyasaka, S. Suzuki, S. Tajima, G.F. Chen, W.Z. Hu, J.L. Luo, and N.L. Wang, *Phys. Rev. Lett.* **102**, 087001 (2009).
- [34] R. Khasanov, H. Luetkens, A. Amato, H.-H. Klauss, Z.-A. Ren, J. Yang, W. Lu, and Z.-X. Zhao, *Phys. Rev. B* **78**, 092506 (2008).
- [35] Y.J. Uemura et. al., *Nature* **352**, 605 (1991).
- [36] V. Emery and S. Kivelson, Importance of phase fluctuations in superconductors with small superfluid density. *Nature* **374**, 434 (1995).
- [37] Brandt, E.H. Flux distribution and penetration depth measured by muon spin rotation in high- T_c superconductors. *Phys. Rev. B* **37**, 2349 (1988).
- [38] Guguchia, Z., Shermadini, Z., Amato, A., Maisuradze, A., Shengelaya, A., Bukowski, Z., Luetkens, H., Khasanov, R., Karpinski, J. and Keller, H. Muon-spin rotation measurements of the magnetic penetration depth in the Fe-based superconductor Ba_{1-x}Rb_xFe₂As₂. *Phys. Rev. B* **84**, 094513 (2011).
- [39] Suter, A. and Wojek, B.M. *Physics Procedia* **30**, 69 (2012).
The fitting of the T -dependence of the penetration depth with α model was performed using the additional library BMW developed by B.M. Wojek.
- [40] Tinkham, M. *Introduction to Superconductivity*, Krieger Publishing Company, Malabar, Florida, 1975.
- [41] Carrington, A. and Manzano, F. Magnetic penetration depth of MgB₂. *Physica C* **385**, 205 (2003).
- [42] Padamsee, H., Neighbor, J.E. and Shiffman, C.A. Quasiparticle Phenomenology for Thermodynamics of Strong-Coupling Superconductors. *J. Low Temp. Phys.* **12**, 387 (1973).
- [43] Y. Noat, et. al., Quasiparticle spectra of 2H-NbSe₂: two-band superconductivity and the role of tunneling selectivity. *Phys. Rev. B* **92**, 134510-134518 (2015).
- [44] T. Yokoya, et. al., Fermi surface sheet-dependent superconductivity in 2H-NbSe₂. *Science* **294**, 2518 (2001).
- [45] T. Dvir, F. Massee, L. Attias, M. Khodas, M. Aprili, C.H.L. Quay, and H. Steinberg, Spectroscopy of bulk and few-layer superconducting NbSe₂ with van der Waals tunnel junctions. *Nature Communications* **9**, 598 (2018).
- [46] S.V. Borisenko, A.A. Kordyuk, V.B. Zabolotnyy, D.S. Inosov, D. Evtushinsky, B. Buchner, A.N. Yaresko, A. Varykhalov, R. Follath, W. Eberhardt, L. Patthey, and H. Berger, Two Energy Gaps and Fermi-Surface ?Arcs? in NbSe₂, *Phys. Rev. Lett.* **102**, 166402 (2009).
- [47] L.P. Le, G.M. Luke, B.J. Sternlieb, W.D. Wu, Y.J. Uemura, J.W. Brill, and H. Drulis, Magnetic penetration depth in layered compound NbSe₂ measured by muon spin relaxation. *Physica C* **185**, 2715 (1991).
- [48] F. Soto, H. Berger, L. Cabo, C. Carballeira, J. Mosqueira, D. Pavuna, P. Toimil, and F. Vidal, Electric and magnetic characterization of NbSe₂ single crystals: anisotropic superconducting fluctuations above T_C . *Physica C: Superconductivity* **460**, 789 (2007).
- [49] B.A. Frandsen, S.C. Cheung, T. Goko, L. Liu, T. Medina, T.S.J. Munsie, G.M. Luke, P.J. Baker, M.P. Jimenez S., G. Eguchi, S. Yonezawa, Y. Maeno, and Y.J. Uemura, Superconducting properties of noncentrosymmetric superconductor CaIrSi₃ investigated by muon spin relaxation and rotation. *Phys. Rev. B* **91**, 014511 (2015).
- [50] T.H. Straub et. al., Charge-density-wave mechanism in 2H-NbSe₂: Photoemission results. *Phys. Rev. Lett.* **82**, 4504-4507 (1999).
- [51] K. Rossnagel et. al., Fermi surface of 2H-NbSe₂ and its implications on the charge density-wave mechanism. *Phys. Rev. B* **64**, 235119 (2001).
- [52] M.D. Johannes, I.I. Mazin, and C.A. Howells Fermi-surface nesting and the origin of the charge-density wave in NbSe₂. *Phys. Rev. B* **73**, 205102. (2006).
- [53] Y.J. Uemura et. al., Basic Similarities among Cuprate, Bismuthate, Organic, Chevrel Phase, and Heavy-Fermion Superconductors Shown by Penetration Depth Measurements. *Phys. Rev. Lett.* **66**, 2665 (1991).
- [54] Y.J. Uemura et. al., Condensation, excitation, pairing, and superfluid density in high- T_c superconductors: the magnetic resonance mode as a roton analogue and a possible spin-mediated pairing. *J. Phys.: Condens. Matter* **16**, S4515-S4540 (2004).
- [55] Y.J. Uemura et. al., Energy-scale phenomenology and pairing via resonant spin-charge motion in FeAs, CuO, heavy-fermion and other exotic superconductors, *Physica B* **404**, 3195-3201 (2009).
- [56] Ch. Niedermayer, C. Bernhard, T. Holden, R.K. Kremer, and K. Ahn, Muon Spin Relaxation study of the magnetic penetration depth in MgB₂. *Physical Review B* **65**, 094512 (2002).
- [57] Y.J. Uemura, Superconductivity: Exotic Commonalities in Phase and Mode, *Nature Materials* **8**, 253-255 (2009).
- [58] A. Shengelaya, R. Khasanov, D.G. Eshchenko, D. Di Castro, I.M. Savic, M.S. Park, K.H. Him, Sung-IK Lee, K.A. Müller, and H. Keller, *Phys. Rev. Lett.* **94**, 127001 (2005).
- [59] R. Khasanov, Z. Guguchia, A. Maisuradze, D. Andreica, M. Elender, A. Raselli, Z. Shermadini, T. Goko, F. Knecht, E. Morenzoni, and A. Amato, High pressure research using muons at the Paul Scherrer Institute. *High Pressure Research* **36**, 140-166 (2016).

- [60] Andreica D 2001 *Ph.D. thesis* IPP/ETH-Zürich.
- [61] A. Maisuradze, A. Shengelaya, A. Amato, E. Pomjakushina, and H. Keller Muon spin rotation investigation of the pressure effect on the magnetic penetration depth in $\text{YBa}_2\text{Cu}_3\text{O}_x$. *Phys. Rev. B* **84**, 184523 (2011).
- [62] Z. Guguchia, A. Amato, J. Kang, H. Luetkens, P.K. Biswas, G. Prando, F. von Rohr, Z. Bukowski, A. Shengelaya, H. Keller, E. Morenzoni, R.M. Fernandes, and R. Khasanov, Direct evidence for the emergence of a pressure induced nodal superconducting gap in the iron-based superconductor $\text{Ba}_{0.65}\text{Rb}_{0.35}\text{Fe}_2\text{As}_2$. *Nature Communications* **6**, 8863 (2015).
- [63] J. E. Sonier, J.H. Brewer, and R.F. Kiefl, μSR studies of the vortex state in type-II superconductors. *Rev. Mod. Phys.* **72**, 769 (2000).