

Light-curve models of black hole - neutron star mergers: steps towards a multi-messenger parameter estimation[★]

C. Barbieri^{1, 3**}, O. S. Salafia^{2, 3}, A. Perego^{3, 4}, M. Colpi^{1, 3} and G. Ghirlanda^{2, 1}

¹ Università degli Studi di Milano-Bicocca, Dip. di Fisica “G. Occhialini”, Piazza della Scienza 3, I-20126 Milano, Italy

² INAF – Osservatorio Astronomico di Brera, via E. Bianchi 46, I-23807 Merate, Italy

³ INFN – Sezione di Milano-Bicocca, Piazza della Scienza 3, I-20126 Milano, Italy

⁴ Università degli Studi di Trento, Dip. di Fisica, via Sommarive 14, I-38123 Trento, Italy

Received xxx / Accepted: xxx

ABSTRACT

In the new era of gravitational wave (GW) and multi-messenger astrophysics, the detection of a GW signal from the coalescence of a black hole - neutron star (BHNS) binary remains a highly anticipated discovery. This system is expected to be within reach of the second generation of ground-based detectors. In this context, we develop a series of versatile semi-analytical models to predict the properties of all the electromagnetic (EM) counterparts of BHNS mergers. We include the nuclear-decay-powered kilonova emission, its radio remnant, the prompt emission from the jet, and the related afterglow. The properties of these counterparts depend upon those of the outflows that result from the partial disruption of the NS during the merger and from the accretion disc around the remnant, which are necessary ingredients for transient EM emission to accompany the GW signal. We therefore define ways to relate the properties of these outflows to those of the progenitor binary, establishing a link between the binary parameters and the counterpart properties. From the resulting model, we anticipate the variety of light curves that can emerge after a BHNS coalescence from the radio up to gamma-rays. These light curves feature universal traits that are the imprint of the dynamics of the emitting outflows, but at the same time, they show a clear dependence on the BH mass and spin, but with a high degree of degeneracy. The latter can be deduced by a joint GW - EM analysis. In this paper, we perform a proof-of-concept multi-messenger parameter estimation of a BHNS merger with an associated kilonova to determine how the information from the EM counterpart can complement that from the GW signal. Our results indicate that the observation and modelling of the kilonova can help to break the degeneracies in the GW parameter space, leading to better constraints on the BH spin, for example.

Key words. stars:neutron, stars: black holes, binaries: general, gamma-ray burst: general, gravitational waves

1. Introduction

The global network of advanced gravitational wave (GW) detectors, currently consisting of the two Advanced LIGO in the United States and Advanced Virgo in Italy, is constantly improving in sensitivity, and the new detector KAGRA, located in Japan, is due to enter the network soon (Abbott et al. 2016; Aasi et al. 2015; Acernese et al. 2015; Aso et al. 2013). The capabilities of the network have been demonstrated by a spectacular sequence of detections of binary black hole inspirals and mergers since September 2015 (The LIGO Scientific Collaboration et al. 2018). During the final month of the latest observing run, the network also detected the first GW signal from the inspiral of a double neutron star (NS) binary (Abbott et al. 2017). We are therefore in a position to expect the first detection of a stellar-mass black hole - neutron star binary (BHNS) to take place in the near future (Abadie et al. 2010a). This new source of GWs is one of the most promising targets for multi-messenger astronomy.

The rate of BHNS coalescences from population synthesis models is expected to be between 10^{-9} and $\sim 10^{-6}$ Mpc⁻³ yr⁻¹

(Abadie et al. 2010b; Clark et al. 2015; Dominik et al. 2015; Mapelli & Giacobbo 2018). Based on observations of black hole - black hole (BHBH) binary coalescences, Abbott et al. (2018) inferred a rate in the interval between 10^{-8} and 3×10^{-7} Mpc⁻³ yr⁻¹, which is comparable. On the other hand, the non-detection of a BHNS event during the LIGO O1 science run allowed to place a 90% upper limit on the BHNS coalescence rate of 3.6×10^{-6} Mpc⁻³ yr⁻¹, assuming $5 M_{\odot}$ and $1.4 M_{\odot}$ for the BH and NS mass, respectively, and an isotropic spin distribution (Abbott et al. 2018), with slightly more constraining values for higher BH masses. Unless the actual rate turns out to lie at the low end of the current estimates, we can reasonably expect the first detection of GW from this class of sources to take place in the near future, possibly during the upcoming O3 observing run.

Mergers of BHNS are exquisite probes of gravity and nuclear matter under extreme conditions, and are expected to display a rich variety of signals as they are likely to encompass a larger interval of masses and mass ratios than binary neutron star (NSNS) mergers. The known NSs, members of galactic binaries, have masses between $\sim 1.2 M_{\odot}$ and $\sim 2 M_{\odot}$ (Özel et al. 2012; Özel & Freire 2016), and the masses of the two coalescing NSs in GW170817 fall in the same interval (Abbott et al. 2017). As demonstrated by the recent ground-breaking detections of BHBH mergers by the LIGO/Virgo Collaboration (Abbott et al. 2016; Abbott et al. 2016, 2017a,b), the BH mass interval is significantly wider than that inferred from the observations

[★] Light-curves in Fig. 6 are available in electronic form at the CDS via anonymous ftp to cdsarc.u-strasbg.fr (130.79.128.5) or via <http://cdsweb.u-strasbg.fr/cgi-bin/qcat?J/A+A/>

^{**} E-mail: c.barbieri@campus.unimib.it

of galactic X-ray binaries (Özel et al. 2010), now ranging between $7.6^{+1.3}_{-2.1}$ and $50.6^{+16.6}_{-10.2}$ for the ten discovered GW sources (The LIGO Scientific Collaboration et al. 2018).

Fully general-relativistic (GR) numerical simulations of BHNS mergers show that when a coalescence is imminent, the NS is either torn apart (partially or totally) by the BH tidal field outside the innermost stable circular orbit (ISCO) or is swallowed directly by the BH. The NS fate, in a BHNS binary merger, depends on the mass ratio of the two compact objects, on the spins, and on the NS tidal deformability (Shibata & Taniguchi 2011; Foucart 2012; Kyutoku et al. 2015; Kawaguchi et al. 2015; Foucart et al. 2018). Higher BH spins and lower BH and NS masses set the most favourable conditions for the disruption of the star, with the GW signal carrying valuable information on the mass ratio, BH spin, and NS equation of state (EoS) (Bildsten & Cutler 1992; Shibata et al. 2009; Foucart et al. 2013b,a; Kawaguchi et al. 2015; Pannarale et al. 2015b,a; Hinderer et al. 2016; Kumar et al. 2017). Further exquisite information on the rich physics that accompanies the merger can be inferred from the electromagnetic (EM) transients that are expected to follow the disruption of the NS. In this case, neutron-rich debris remains outside the BH innermost stable circular orbit (ISCO) in the form of a neutrino-cooled accretion disc and of a variable amount of dynamical ejecta (Di Matteo et al. 2002; Chen & Beloborodov 2007; Shibata & Taniguchi 2011; Foucart 2012; Janiuk et al. 2013; Kawaguchi et al. 2015).

The detection of the first GW signal from the double neutron star (NSNS) binary GW170817 (Abbott et al. 2017) and the discovery of its EM counterparts (Abbott et al. 2017) confirmed earlier predictions (e.g. Eichler et al. 1989; Narayan et al. 1992) that NSNS mergers are one viable progenitor of short-duration gamma-ray bursts (SGRBs) and are the production sites of r -process elements that power the kilonova (KN) emission (Lattimer & Schramm 1974; Li & Paczyński 1998; Metzger 2017). Owing to the possibly high mass that is dispersed during the merger, BHNS coalescences might also give rise to both a GRB and a KN emission (Ascenzi et al. 2018, 2019). Recent GR magnetohydrodynamics simulations (Paschalidis et al. 2015; Shapiro 2017; Paschalidis 2017; Ruiz et al. 2018) indeed indicate that the remnant of a magnetized BHNS merger can launch a jet, possibly powering an SGRB.

Several authors started to explore the properties of KN emission in BHNS coalescences, mainly through radiation-transfer simulations in a restricted interval of the BHNS merger parameter space (Tanaka & Hotokezaka 2013; Tanaka et al. 2014; Fernández et al. 2017). Interestingly, these authors find that the radioactively powered emission from these binaries can be more luminous than that from NSNS mergers because more mass is ejected from the NS disruption. Kawaguchi et al. (2016) explored KN emission from a wider range of BHNS mergers using a semi-analytical model and fitting formulae for the mass and velocity of the dynamical ejecta that were calibrated using a larger set of GR numerical simulations of BHNS coalescences by the Kyoto group.

The population of SGRB progenitors has been studied for years, but only within the limited view of their prompt emission (e.g. Ghirlanda et al. 2016), and of their afterglow emission when present (Fong et al. 2015). With the opening of the new GW era, we have the unique opportunity to explore for the first time the multi-messenger outcome of mergers of compact objects in all their flavours, comprising BHNS coalescences, and to discern whether SGRBs have only one progenitor, that is, NSNS mergers, or whether BHNS coalescences in a certain range of masses,

mass ratios, and BH spins can also power the transient emission observed in the SGRB population.

We here build a series of models to predict the expected multi-wavelength emission that accompanies BHNS mergers. We include most of the jet- and KN-related EM components: the nuclear-decay-powered KN emission (both from dynamical ejecta and disc winds), its radio remnant (KNR), the prompt emission from the jet, and the related afterglow.

Prospects for multi-messenger analysis for BHNS mergers have been discussed in Pannarale & Ohme (2014). Coughlin et al. (2017, 2018) and Coughlin & Dietrich (2019) showed that a combined analysis of EM and GW data from an NSNS or BHNS merger helps to constrain the intrinsic parameters of the binary and the equation of state (EoS) of matter at supra-nuclear densities. Hinderer et al. (2018) presented an example of a multi-messenger parameter estimation for a BHNS merger, under the assumption that GW170817 was a binary of this type. Much in this spirit, we aim not only at anticipating the properties of the EM counterparts of BHNS coalescences, but also at setting a framework for joint GW and EM analysis.

The paper is organised as follows. In §2 we briefly present the different outflows from a BHNS merger producing the EM emission. In §3 we introduce the set of parameters describing BHNS binaries. In §4 we explain how we model the masses of the accretion disc and dynamical ejecta, respectively. §5 illustrates the model for the KN emission, while in §6 we describe the kilonova radio remnant (KNR). In §7 we present the model for the launch of a relativistic jet. Its associated emissions (GRB prompt and afterglow) are described in §8 and §9, respectively. Example light curves and their dependence on the BH parameters are presented in §10. In §11 we present how the BH spin can be constrained with the observation of an EM counterpart. Finally, we list in Appendix A the constraints on the BH and NS masses obtained from GW analysis.

Throughout this work we assume a Λ CDM cosmology with parameters $\Omega_M = 0.3065$, $\Omega_\Lambda = 0.6935$, $\Omega_k = 0.005$, and $h = 0.679$ as estimated by Planck Collaboration et al. (2016).

2. Outflows from a BHNS merger

We focus on electromagnetic emission that arises from three types of outflows:

- the dynamical ejecta, that is, the unbound material that results from the tidal disruption of the NS;
- the disc ejecta, that is, the outflows that originate in the accretion disc (see §5);
- the relativistic jet that may be launched by the remnant, powered by accretion and rotation.

The various outflows are illustrated in Figure 1, along with brief descriptions of their launching mechanisms and of the electromagnetic emission components that arise either within the outflows themselves or upon their interaction with the interstellar medium (ISM). This figure is meant as a visual reference for the processes and phenomena described in this work.

3. BHNS binary parameters

A BHNS binary is characterized by a number of intrinsic parameters: the BH and NS gravitational masses, M_{BH} and M_{NS} , the effective tidal deformability of the system $\tilde{\Lambda}$, the component spins, S_{BH} and S_{NS} , and ι_{tilt} , the angle between the BH spin vector, and the orbital angular momentum vector. The parameter $\tilde{\Lambda}$

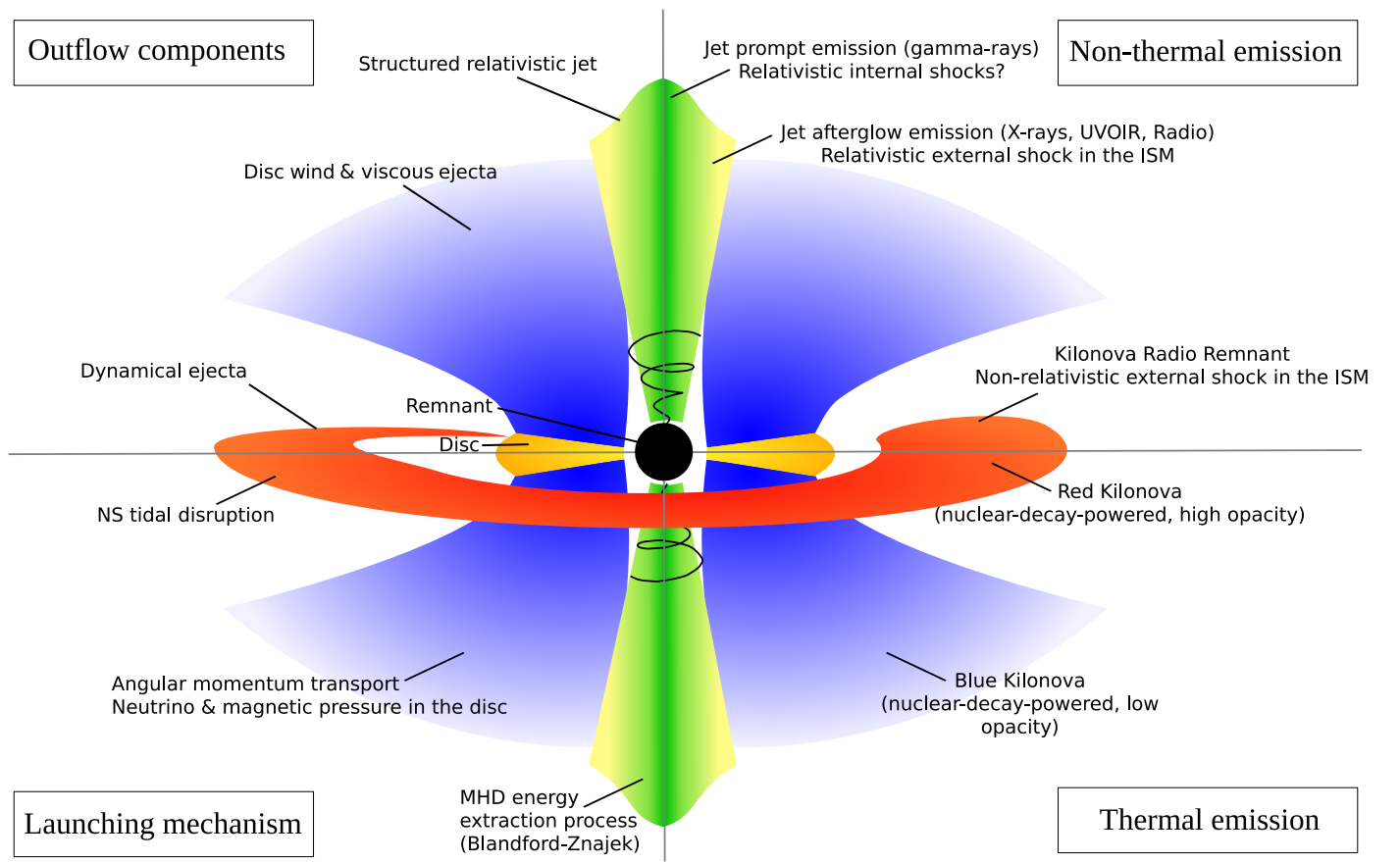


Fig. 1. Electromagnetic counterparts we consider in this work. Here we sketch the merger remnant, a spinning black hole with an accretion disc, that is surrounded by various types of outflows. The sketch is divided into four quadrants. The upper left quadrant enumerates the outflow components we take into account. The lower left quadrant states the launching mechanism for each outflow. In the upper right quadrant we list the non-thermal emission components that arise from these outflows, either internally or upon interaction with the interstellar medium. In the lower right quadrant we list the thermal emission component, i.e. the red and blue KN emission from the dynamical and disc ejecta, respectively.

is a mass-weighted combination of the dimensionless quadrupolar tidal deformabilities of the binary components (Raithel et al. 2018). For a BHNS binary, because the BH is not deformable ($\Lambda_{\text{BH}}=0$), $\tilde{\Lambda}$ is defined as

$$\tilde{\Lambda} = \frac{16}{13} \frac{(M_{\text{NS}} + 12M_{\text{BH}})M_{\text{NS}}^4\Lambda_{\text{NS}}}{(M_{\text{BH}} + M_{\text{NS}})^5}. \quad (1)$$

The quantity Λ_{NS} can be written as

$$\Lambda_{\text{NS}} = \frac{2}{3} k_2 C_{\text{NS}}^{-5}, \quad (2)$$

where C_{NS} is the compactness $C_{\text{NS}} = GM_{\text{NS}}/(R_{\text{NS}}c^2)$, with R_{NS} the NS radius, G the gravitational constant, and c the speed of light. k_2 is the dimensionless tidal Love number $k_2 = (3/2)G\lambda R_{\text{NS}}^{-5}$ (Flanagan & Hinderer 2008), where λ is the quadrupolar polarisability, which represents the ratio of the induced quadrupole moment Q_{ij} to the applied tidal field E_{ij} , namely $Q_{ij} = -\lambda E_{ij}$.

We calculated the NS compactness using the ‘C-Love’ relation from Yagi & Yunes (2017). In that work, the authors find an approximately universal (EoS-independent) relation between the NS compactness and the dimensionless tidal deformability, which takes the form

$$C_{\text{NS}} = \sum_{k=0}^2 a_k (\ln \Lambda_{\text{NS}})^k. \quad (3)$$

We used this formula with the best-fit coefficients a_k as given in Yagi & Yunes (2017). The modulus of either spin can be expressed in terms of the dimensionless spin parameter $\chi = c|\mathbf{S}|/(GM^2)$. We neglected the NS spin, that is, we assumed $\chi_{\text{NS}} \sim 0$, as BHNS are long-lived systems before they reach coalescence, and the NS (born rapidly spinning) had time to spin-down by dipole emission. Furthermore, the lack of matter accreting onto the NS prevents spin-up by recycling. Thus the NS spin before any tidal locking is expected to be negligible, and it remains small as the timescale for tidal spin-up is much longer than the GW-driven inspiral time (Kochanek 1992 and Bildsten & Cutler 1992).

The BH spin plays a key role in the dynamics of the merger. For simplicity, we here considered non-precessing binaries so that the BH spin vector can be either aligned ($\iota_{\text{tilt}} = 0^\circ$) or anti-aligned ($\iota_{\text{tilt}} = 180^\circ$) with the orbital angular momentum. Anti-aligned configurations were discarded as they favour the direct plunge of the NS, the BH having a larger ISCO, so that no debris remains to power an EM counterpart. Therefore we excluded binaries with anti-aligned spins and conservatively considered values of χ_{BH} in the range $[0, 1]$.

The extrinsic parameters considered in our study are the luminosity distance d_L and the viewing angle θ_{view} , that is, the angle between the line of sight and the direction of the orbital angular momentum (we took $0^\circ \leq \theta_{\text{view}} \leq 90^\circ$, i.e. we did not distinguish ‘face-on’ from ‘face-off’ sources here, as we assumed all outflows to be axisymmetric and to have identical properties

above and below the orbital plane). Where not stated otherwise, we fixed the following values:

- M_{NS} . The masses of the two NSs in GW170817 ($1.46^{+0.12}_{-0.10} M_{\odot}$ and $1.27^{+0.09}_{-0.09} M_{\odot}$ respectively, The LIGO Scientific Collaboration & the Virgo Collaboration 2018) fall within the distribution of NS masses in galactic binaries, and the values are close to those expected for newly born NS (Özel & Freire 2016; Abbott et al. 2017). In an isolated binary, the BH formation precedes that of the NS, being the relic of the heaviest star in the system, which evolves faster. As there is no mass exchange in the newly born BHNS binary, we conservatively adopted for the NS gravitational mass the value $M_{\text{NS}} = 1.4 M_{\odot}$.
- Λ_{NS} . We assumed the NS dimensionless quadrupolar tidal deformability $\Lambda_{\text{NS}} = 330$. This value is close to that predicted by the SFHo EoS (Steiner et al. 2013) for a $1.4 M_{\odot}$ NS, which is ≈ 334 . This nuclear EoS is fully compatible with the present nuclear and astrophysical constraints, and it predicts a radius of ~ 12 km for a NS of $\sim 1.4 M_{\odot}$, which is close to the central values for the NS radii deduced in the analysis of the GW signal from GW170817 (Abbott et al. 2018).
- d_L . We assumed a luminosity distance $d_L = 230$ Mpc, corresponding to a redshift of $z = 0.054$. This value is representative of the anticipated BHNS detection range during the next LIGO/Virgo observing run O3 (Abbott et al. 2016);
- θ_{view} . We assumed $\theta_{\text{view}} = 30^\circ$, which corresponds to the most likely inclination angle of GW-detected binaries assuming a homogeneous isotropic population of sources in Euclidean space-time (Schutz 2011).

In what follows, we also need the NS baryonic mass

$$M_b = B.E. + M_{\text{NS}}, \quad (4)$$

where $B.E.$ is the energy gained by assembling N baryons. The binding energy can be expressed as a function of the NS mass and compactness through the simple relation (Lattimer & Prakash 2001)

$$B.E. = M_{\text{NS}} \frac{0.6C_{\text{NS}}}{1 - 0.5C_{\text{NS}}} \quad (5)$$

to yield

$$M_b = M_{\text{NS}} \left(1 + \frac{0.6C_{\text{NS}}}{1 - 0.5C_{\text{NS}}} \right). \quad (6)$$

For a $1.4 M_{\odot}$ NS, we infer a compactness $C_{\text{NS}} = 0.178$ and a baryonic mass $M_b = 1.56 M_{\odot}$ based on this relation. SFHo EoS predicts $C_{\text{NS}} \approx 0.174$ and $M_b \approx 1.56 M_{\odot}$, in good agreement with this estimate.

4. Disc and ejecta mass

Before the merger, the BH is described by its mass M_{BH} and spin χ_{BH} which in turn determine the radius of the ISCO, R_{ISCO} . As the NS approaches the BH, the tidal forces increase. At a ‘tidal’ distance $d_{\text{tidal}} \sim (M_{\text{BH}}/M_{\text{NS}})^{1/3} R_{\text{NS}}$, the gravitational acceleration due to the NS self-gravity equals the tidal acceleration by the BH.

If $d_{\text{tidal}} < R_{\text{ISCO}}$, the NS experiences a direct plunge, and little or no mass is left outside of the BH: in this case, no EM counterpart is expected. Conversely, if $d_{\text{tidal}} > R_{\text{ISCO}}$, the NS is effectively disrupted and the BH remnant is surrounded

by matter, which is the condition for the production of the EM counterparts.

The total baryon mass M_{out} left outside the BH can be divided into two components: the disc, that is, the bound material, and the dynamical ejecta, that is, the unbound part. We indicate their masses as M_{disc} and M_{dyn} , respectively.

When the BH mass is fixed, it is evident that the heavier the NS, the larger the minimum BH spin that is required to produce a significant amount of M_{out} . The reason is that higher mass NSs are generally more compact, leading to a smaller d_{tidal} , which in turn requires a smaller R_{ISCO} to unbind material, or in other words, a larger BH spin. The same holds when the BH masses are increased and the NS mass is kept fixed: more massive BHs have larger gravitational radii, so that higher spins are needed to avoid a direct plunge. Therefore, binaries with low mass ratios $Q = M_{\text{BH}}/M_{\text{NS}}$ and high BH spins χ_{BH} provide the best parameter combination to maximise the baryon mass outside the BH and to produce an EM counterpart.

For the same reasons, keeping the BH and NS masses fixed, we have that the smaller Λ_{NS} (i.e. the softer the EoS), the higher the BH spin that is required to produce the same amount of M_{out} . In other words, a softer EoS leads to a more compact NS, which is more difficult to disrupt.

In order to compute the disc and ejecta masses and use them as input to the EM counterpart models, we parametrised them as a function of the BH and NS intrinsic parameters. We proceeded in a way similar to Salafia et al. (2017) (see also Coughlin et al. 2017, 2018; Coughlin & Dietrich 2019). We computed M_{out} using the physically motivated formula from Foucart et al. (2018). The free parameters of this formula have been calibrated based on a suite of numerical simulations of BHNS mergers. M_{out} depends on M_{BH} , M_{NS} , M_b , χ_{BH} , and Λ_{NS} . Kawaguchi et al. (2016) provided a similar formula for M_{dyn} (and for the ejecta rms velocity v_{dyn}), which depends on M_{BH} , M_{NS} , M_b , χ_{BH} , C_{NS} , and ι_{tilt} . Here, for a given Λ_{NS} , we computed M_b and C_{NS} by Eqs. 4 and 3, respectively. Therefore, having the total mass remaining outside the BH and the mass of the ejecta, we obtain the disc mass by computing their difference:

$$M_{\text{disc}} = \max [M_{\text{out}} - M_{\text{dyn}}; 0]. \quad (7)$$

Figure 5 shows the parameter region where an accretion disc and/or dynamical ejecta are present after the merger. In the $M_{\text{BH}} - \chi_{\text{BH}}$ parameter space, only the coloured regions correspond to binaries whose merger will produce an EM counterpart. It is apparent that low BH masses and high spins are required.

For the values of Λ_{NS} , M_{NS} , and ι_{tilt} assumed in section 3, the maximum disc mass is $\approx 0.4 M_{\odot}$, while the maximum dynamical ejecta mass and velocity are $\approx 0.1 M_{\odot}$ and $\approx 0.6 c$, respectively.

5. Kilonova

The decompression of cold NS matter in a BHNS merger has long been thought to be a possible site for the production of the heaviest elements in the Universe through r -process nucleosynthesis (Lattimer & Schramm 1974). This nucleosynthesis process takes place in the merger ejecta and proceeds far from the nuclear valley of stability. The radioactive decay of the freshly synthesised r -process nuclei powers the KN emission on a timescale ranging from a few hours to a few weeks after the merger.

Matter from a BHNS merger is expected to be ejected through different channels that are characterised by different

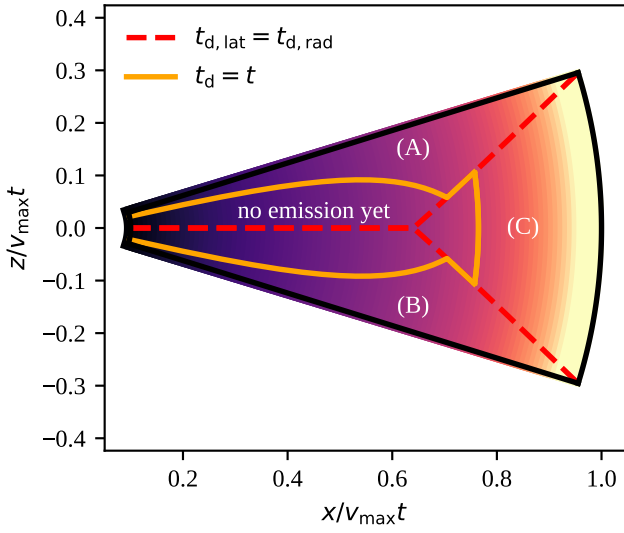


Fig. 2. Sketch of the dynamical ejecta divided into different regions. The black line represents the edge of a section of the dynamical ejecta, assumed to have a crescent-like shape (see text). The inner colouring qualitatively depicts the decrease of density outwards. The $z = 0$ line represents the equatorial plane. The red dashed line divides the ejecta into three regions, based on the edge to which the diffusion time is shortest. This is the upper latitudinal edge for region A, the lower edge for region B, and the radial edge for region C. The orange solid line separates the part of the ejecta for which radiation can diffuse to the relevant edge – and where emission is thus possible – from the part for which radiative diffusion has not yet reached the surface.

ejection mechanisms, timescales, and matter properties. In this work, we consider three types of ejecta:

1. Dynamical ejecta, which is produced by tidal interactions on a timescale of a few milliseconds during the merger (Kawaguchi et al. 2016, Radice et al. 2018b).
2. Wind ejecta, which is produced by an accretion disc through neutrino-matter interactions and magnetic pressure. This ejection mechanism takes place on a timescale of tens of milliseconds (Ruffert et al. 1997, Dessart et al. 2009, Kiuchi et al. 2015, Fernández et al. 2017).
3. Viscous ejecta, which is also produced by the accretion disc through viscous processes of magnetic origin inside the disc. This ejection takes place throughout the duration of the accretion because it is related to angular momentum transport (Fernández & Metzger 2013, Radice et al. 2018a).

In order to describe the KN emission from the wind and secular ejecta, we adopted the semi-analytical model described in Perego et al. (2017). The model assumes axisymmetry along the rotational axis of the system and divides the polar angle θ into 30 slices, equally spaced in $\cos \theta$. Each component is characterised by a certain mass, m_{ej} , an average radial expansion velocity, v_{ej} , and an effective grey opacity κ_{ej} that may be dependent on θ . The matter is assumed to expand homologously inside each slice. The matter distribution in velocity space (based on numerical simulations, see Rosswog et al. 2013) is described by $dm/dv \propto (1 - (v/v_{\text{max}})^2)^3$, where v_{max} is the maximum ejecta velocity. The maximum and mean velocity are related by $v_{\text{max}} = 128/35 v_{\text{ej}}$. Inside each slice, thermal emission at the photospheric radius is computed according to the model presented in Grossman et al. (2014) and Martin et al. (2015).

The dynamical ejecta in BHNS mergers are not axisymmetric along the rotational axis of the system. As shown in Kawaguchi et al. (2016) and Fernández et al. (2017), for instance, the typical dynamical ejecta geometry is a crescent that is located close to the equatorial plane and extends azimuthally over approximately half of the equatorial plane (the azimuthal aperture is $\phi_{\text{dyn}} \sim \pi$ rad), and latitudinally over an angle $\theta_{\text{dyn}} \approx 0.2 - 0.5$ rad. While an analytical model for the emission from these ejecta has been described in Kawaguchi et al. (2016), it assumes a uniform velocity distribution, and it relies on rescaling of the spectrum from a single radiative transfer simulation from Tanaka et al. (2014). An extension of this model, which accounts for both an inhomogeneous distribution of mass in the latitudinal direction and for a radial velocity profile, was recently presented in Huang et al. (2018). We find the approximations used by the authors in treating the photon diffusion depth unsatisfactory, however. We therefore seek here to define a more general, while still simple, model. We assumed the same mass distribution in velocity space as the other ejecta. We used as Lagrangian coordinate for the dynamical ejecta the velocity v . We refer to the part that moves at a given velocity as a ‘shell’. Each shell emits from its latitudinal edge and contributes to the emission in the radial direction. We employed a simple diffusion approximation to compute both emissions, similar to the approximation employed in Grossman et al. (2014). We took θ to be the angle from the equatorial plane, so that the ejecta extend from $\theta = -\theta_{\text{dyn}}$ to $\theta = \theta_{\text{dyn}}$, and we focused on the upper half of the ejecta (positive θ), as the same arguments with reversed signs hold for the lower part. The latitudinal diffusion time for radiation produced at an angle θ diffusing upwards in the shell is given by

$$t_{\text{d,lat}} \sim \frac{(\theta_{\text{dyn}} - \theta)^2 \kappa_{\text{dyn}} dm/dv}{c \theta_{\text{dyn}} \phi_{\text{dyn}} t}, \quad (8)$$

where κ_{dyn} is the effective grey opacity of the dynamical ejecta. The diffusion time from the shell to the surface in the radial direction is instead

$$t_{\text{d,rad}} \sim \frac{\kappa_{\text{dyn}} m_{\text{dyn}}(> v)(v_{\text{max}} - v)}{c \theta_{\text{dyn}} \phi_{\text{dyn}} v^2 t}, \quad (9)$$

where $m_{\text{dyn}}(> v)$ is the mass in the ejecta with velocity higher than v . We can thus find the angle $\theta_{\text{lat}}(v)$ above which the diffusion time to the latitudinal surface is shorter than the time to the radial surface, which is given by

$$\theta_{\text{lat}}(v) = \theta_{\text{dyn}} - \min \left(\theta_{\text{dyn}}, \sqrt{\frac{m_{\text{dyn}}(> v)(v_{\text{max}} - v)}{v^2 dm/dv}} \right). \quad (10)$$

We assumed that this angle divides the ejecta into three parts, each emitting only in the direction of the shortest diffusion time, as shown by the red dashed line in Figure 2. For region A in the figure, the diffusion time equals the elapsed time at an angle $\theta_{\text{d}}(v, t)$ given by

$$\theta_{\text{d}}(v, t) = \theta_{\text{dyn}} - t \sqrt{\frac{c \theta_{\text{dyn}} \phi_{\text{dyn}}}{\kappa_{\text{dyn}} dm/dv}}. \quad (11)$$

We assumed that the energy that is produced by nuclear heating above this angle contributes to the latitudinal emission instantaneously, that is, we set the latitudinal luminosity per unit velocity

to (we assumed a uniform distribution of density in the latitudinal direction)

$$\frac{dL_{\text{lat}}}{dv}(v, t) = \frac{1}{2} \dot{\epsilon}(t) \frac{dm}{dv} \times \max \left(1 - \frac{\theta_{\text{lat}}(v)}{\theta_{\text{dyn}}}, 1 - \frac{\theta_d(v, t)}{\theta_{\text{dyn}}} \right), \quad (12)$$

where $\dot{\epsilon}(t)$ is the nuclear heating (energy per unit time, per unit mass) and the factor $1/2$ accounts for the fact that we only considered the upper half of the ejecta, that is, region A in Fig. 2. The latitudinal surface area of a shell is

$$\frac{dS_{\text{lat}}}{dv}(v, t) = \phi_{\text{dyn}} v dv t^2, \quad (13)$$

so that the effective temperature of the latitudinal annulus above the shell is

$$T_{\text{BB, lat}}(v, t) = \left(\frac{dL_{\text{lat}}/dv}{\sigma_{\text{SB}}(dS_{\text{lat}}/dv)} \right)^{1/4}, \quad (14)$$

where σ_{SB} is the Stefan-Boltzmann constant. As noted by Barnes & Kasen (2013), when the temperature falls below the first ionisation temperature of lanthanides $T_{\text{La}} \approx 1000$ K, these elements recombine and the opacity drops sharply. The photosphere thus recedes inward, following the recombination front. During this process, the photospheric temperature remains constant at the recombination value. Thus we set

$$T_{\text{lat}}(v, t) = \max(T_{\text{BB, lat}}(v, t), T_{\text{La}}). \quad (15)$$

For the radially emitting part (region C in Fig. 2), we used a similar approach, with a slight modification to account for the relative speed of the shell and the emitting surface: we assumed that all radiation escapes from the region for which the radial diffusion speed is higher than the local velocity (as in Grossman et al. 2014). This occurs beyond a ‘diffusion velocity’ v_d , which is obtained by solving the implicit equation

$$t = \sqrt{\frac{\kappa_{\text{dyn}} m_{\text{dyn}}(> v_d)}{\theta_{\text{dyn}} \phi_{\text{dyn}} v_d c}}. \quad (16)$$

The luminosity in the radial direction is therefore given by $L_{\text{rad}}(t) = \dot{\epsilon} m_{\text{rad}}(> v_d(t))$, where the mass $m_{\text{rad}}(> v)$ is defined as

$$m_{\text{rad}}(> v) = \int_v^{v_{\text{max}}} \frac{\theta_{\text{lat}}(v)}{\theta_{\text{dyn}}} \frac{dm}{dv} dv, \quad (17)$$

and it represents the mass that moves faster than v contained in region C of Fig. 2. The radially emitting surface is

$$S_{\text{rad}}(t) \sim \phi_{\text{dyn}} \theta_{\text{dyn}} v_{\text{ph}}^2 t^2, \quad (18)$$

where the photospheric radius is again obtained by solving an implicit equation,

$$\tau = \frac{2}{3} = \frac{\kappa_{\text{dyn}} m(> v_{\text{ph}})}{\theta_{\text{dyn}} \phi_{\text{dyn}} v_{\text{ph}}^2 t^2}. \quad (19)$$

The radial effective temperature, with the same assumptions as above, is then

$$T_{\text{rad}}(t) = \max \left[\left(\frac{L_{\text{rad}}(t)}{\sigma_{\text{SB}} S_{\text{rad}}(t)} \right)^{1/4}, T_{\text{La}} \right]. \quad (20)$$

Article number, page 6 of 14

When we assume that the dynamical ejecta is geometrically thin, the projection factor for latitudinal emission for an observer at an angle θ_{view} with respect to the polar axis is

$$f_{\text{lat}} = \cos(\theta_{\text{view}}). \quad (21)$$

The projection factor for radial emission is instead

$$f_{\text{rad}} = \pi \cos(\theta_{\text{view}}) \sin^2(\theta_{\text{dyn}}) + 2 \sin(\theta_{\text{view}}) [\theta_{\text{dyn}} + \sin(\theta_{\text{dyn}}) \cos(\theta_{\text{dyn}})]. \quad (22)$$

As a result, we computed the flux from the dynamical ejecta by integrating the latitudinal emission over the velocities (multiplied by 2 to account for the upper and lower edge) and from the radial surface, each multiplied by its projection factor, assuming blackbody spectra with the relevant temperatures. The mass of the dynamical ejecta M_{dyn} and their velocity v_{dyn} were derived using formulae from Kawaguchi et al. (2016), as explained in section 4. Because of the tidal origin of the dynamical ejecta, weak interactions are not expected to change the matter composition significantly, and robust r -process nucleosynthesis always occurs inside it (Roberts et al. 2017). We therefore associate a high opacity $\kappa_{\text{dyn}} = 15 \text{ cm}^2 \text{ g}^{-1}$ with the dynamical ejecta. This is very different from the case where a supra- or hypermassive NS forms following a NSNS merger. In the latter case, high temperatures and strong neutrino irradiation can increase the electron fraction of matter expanding close to the polar axis, inhibiting the production of lanthanides and lowering the photon opacity (Fernández & Metzger 2013).

For the wind and secular ejecta, we considered parameters similar to those obtained in the analysis of the KN emission associated with GW170817. However, we modified a few parameters specific to the BHNS case to take the properties intrinsic to this type of binary into account. The masses of the wind and viscous ejecta were calculated as fractions $\xi_w = 0.01$ and $\xi_s = 0.2$ of the disc mass (Just et al. 2015; Fernández & Metzger 2013; Metzger & Fernández 2014). The disc fraction of the wind ejecta in the BHNS case is notably smaller than for the NSNS case, where ξ_w could be a significant fraction of ξ_s . Once again, this is due to the absence of an intermediate supra- or hypermassive NS state that produces a stronger neutrino wind. We assumed the wind and secular ejecta opacities to be $1 \text{ cm}^2 \text{ g}^{-1}$ and $5 \text{ cm}^2 \text{ g}^{-1}$, respectively.

6. Kilonova radio remnant

After producing the KN emission, the ejecta continue their expansion in the ISM. Because the faster ejecta move at supersonic speed, a shock forms. As slower ejecta cross the reverse shock, they contribute their energy to the shocked region. Based on energy and momentum conservation, the forward-shock radius R can be related to the Lorentz factor Γ of the shocked material (e.g. Hotokezaka et al. 2016) through

$$\Omega \frac{R^3}{3} m_p n (c\beta\Gamma)^2 \sim E(> \beta), \quad (23)$$

where Ω is the solid angle subtended by the ejecta, n is the ISM number density, m_p is the proton mass, and $E(> \beta)$ is the kinetic energy in the ejecta faster than βc , that is,

$$E(> \beta) = \int_{\beta c}^{v_{\text{max}}} (\Gamma - 1) \frac{dm}{dv} c^3 d\beta, \quad (24)$$

where $\Gamma = (1 - \beta^2)^{-1/2}$ and dm/dv is the distribution of ejecta mass in velocity space given in the preceding section. After the slowest ejecta have crossed the reverse shock, the expansion continues quasi-adiabatically, satisfying $\Gamma\beta \propto R^{-3/2}$. ISM electrons are accelerated at the shock and they emit by synchrotron radiation, mainly in the radio band. This emission component is sometimes referred to as a “radio flare” (Nakar & Piran 2011), but given its very slow evolution (typically on a timescale of several years) and because it is essentially the same as the shock-related component of a supernova radio remnant, we prefer the nomenclature “kilonova radio remnant”. Predictions for this emission component have been made previously (e.g. in Hotokezaka & Piran 2015) for both the NSNS and BHNS case. Its peak flux density, which can in principle reach the mJy level on several-year timescales, is highly uncertain, however, because it depends strongly on several of the assumed parameters (e.g. the ISM density).

As in Nakar & Piran (2011), we modelled the synchrotron emission from the shocked material following a treatment similar to GRB afterglows (Sari et al. 1998): electrons behind the forward shock were assumed to be accelerated (e.g. through the Fermi process) into a power-law energy distribution of index p ; their total energy density was assumed to be a fraction ϵ_e of the energy density behind the shock, which is set by the shock jump conditions (Blandford & McKee 1976); similarly, the magnetic field behind the shock was assumed to be amplified by small-scale instabilities to an energy density equal to a fraction ϵ_B of the total energy density. We modelled synchrotron self-absorption following Panaitescu & Kumar (2000). We only considered dynamical ejecta (for which we set $\Omega = \theta_{\text{dyn}}\phi_{\text{dyn}}$), as the disc winds and viscous ejecta are much slower, which results in a much later deceleration. For our assumed parameters, their radio remnant becomes relevant only later than 10^4 days.

7. Relativistic jet launch

When a disc remains after the BHNS merger, its accretion onto the final BH can cause the launch of a relativistic jet via the Blandford-Znajek mechanism (Blandford & Znajek 1977; Komissarov 2001). The luminosity that can be extracted by this process is (Tchekhovskoy et al. 2010)

$$L_{\text{BZ}} \propto \frac{G^2}{c^3} M_{\text{BH}}^2 B^2 \Omega_{\text{H}}^2 f(\Omega_{\text{H}}), \quad (25)$$

where B is the magnetic field at the BH event horizon, $0 \leq \Omega_{\text{H}} \leq 1/2$ is the dimensionless angular frequency at the horizon,

$$\Omega_{\text{H}} = \frac{\chi_{\text{BH}}}{2(1 + \sqrt{1 - \chi_{\text{BH}}^2})}, \quad (26)$$

and $f(\Omega_{\text{H}}) = 1 + 1.38\Omega_{\text{H}}^2 - 9.2\Omega_{\text{H}}^4$ is a high-spin correction. In this formula χ_{BH} is the spin parameter of the final BH: we computed this quantity using eq. 11 from Pannarale (2013).

Under the assumption that the magnetic field is amplified by Kelvin-Helmholtz and magneto-rotational instabilities (MRI) in the post-merger phase and reaches equipartition with the disc energy density (Giacomazzo et al. 2015), we have that approximately

$$B^2 \propto \frac{c^5}{G^2} \dot{M} M_{\text{BH}}^{-2}, \quad (27)$$

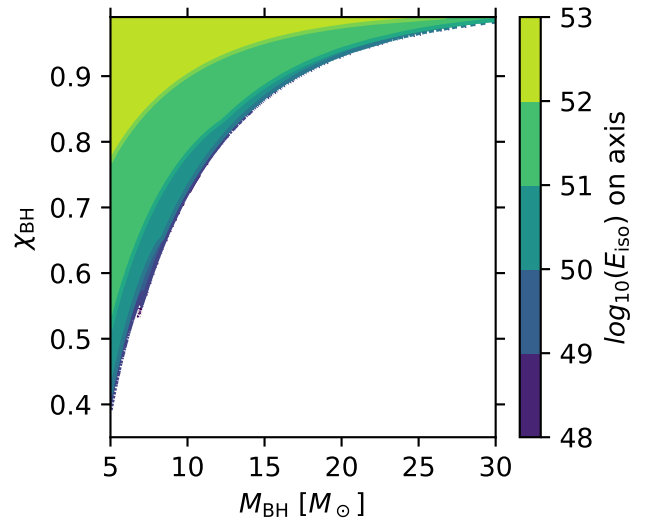


Fig. 3. Isotropic equivalent energy of the jet core to be radiated as GRB prompt emission (as seen from an on-axis observer) as a function of the BH mass and spin.

where \dot{M} is the mass accretion rate onto the BH, and thus

$$L_{\text{BZ}} \propto \dot{M} c^2 \Omega_{\text{H}}^2 f(\Omega_{\text{H}}). \quad (28)$$

This scaling has been found to be in agreement with results of general relativity magneto-hydrodynamic (GRMHD) simulations of compact object mergers that launch a jet (Shapiro 2017).

After the launch, the jet may lose some energy upon interaction with the ambient medium (i.e. the other merger ejecta). We assumed the jet to be launched in the polar direction (perpendicular to the accretion disc). Along this direction, the density of the ejecta is likely very low. In a BHNS merger the dynamical ejecta produced by the tidal disruption are indeed launched close to the equatorial plane (e.g. Kawaguchi et al. 2016 opening angles $\theta_{\text{dyn}} \leq 22^\circ$). No shocks, as in the NSNS case (when the two stars collide), are expected in the BHNS case. Shocks would produce a much more isotropic ejection of matter.

Because of the centrifugal force in the disc co-rotating frame, the viscous ejecta are distributed approximately as $\sin^2 \theta$ (Perego et al. 2017). Thus, only a small fraction of their mass is contained in the polar region.

Finally, the wind ejecta, which represent the only outflow preferentially emitted along the pole, contribute only very little mass, as explained in the previous section. Therefore, we assumed that the jet overcomes the ejecta, which spends only a negligible fraction of its energy, without consequences on its structure. Its kinetic energy is therefore $E_{\text{K,jet}} = L_{\text{BZ}} \times t_{\text{acc}}$ where t_{acc} is the disc accretion time. Because $t_{\text{acc}} = (1 - \xi_w - \xi_s) M_{\text{disc}} / \dot{M}$ (where the factor in parentheses accounts for the disc mass lost in winds, and thus not accreted), we have

$$E_{\text{K,jet}} = \epsilon (1 - \xi_w - \xi_s) M_{\text{disc}} c^2 \Omega_{\text{H}}^2 f(\Omega_{\text{H}}). \quad (29)$$

The dimensionless proportionality constant ϵ depends on the ratio of magnetic field energy density to disc pressure at saturation (Hawley et al. 2015), on the large-scale magnetic field geometry, and on the disc aspect ratio (Tchekhovskoy et al. 2010), but there are indications (Shapiro 2017) that it is the same across BHNS mergers. In order to set it to a definite value, we determined its upper extremum. First, we note that the maximum disc mass cannot exceed the total NS baryonic mass, $M_{\text{disc}} \lesssim 2 M_{\odot}$, and the

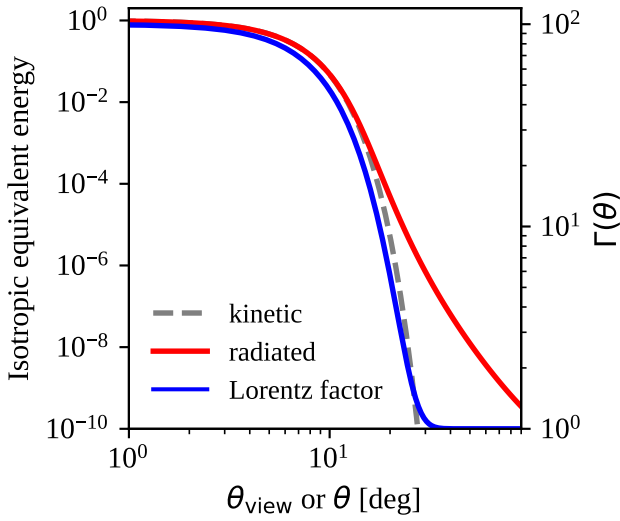


Fig. 4. Jet structure functions $E_{K,iso} = 4\pi dE/d\Omega(\theta)$ (dashed grey line, normalised to the value at the jet axis) and $\Gamma(\theta)$ (solid blue line, values shown on the right vertical axis). The solid red line shows the radiated isotropic-equivalent energy $E_{iso}(\theta_{view})$ normalised to the value measured by an on-axis observer as a function of the viewing angle.

spin-dependent factor $\Omega_H^2 f(\Omega_H)$ cannot exceed 0.2. The most energetic short GRB observed so far had $E_{\gamma,iso} \sim 7.4 \times 10^{52}$ erg (GRB 090510, D’Avanzo et al. 2014): assuming a typical 10% conversion efficiency of kinetic to gamma-ray energy and using a jet half-opening angle of 5 deg (the typical measured half-opening angle of SGRBs, see Fong et al. 2015), we have that this corresponds to $E_{K,jet} \sim 3 \times 10^{51}$ erg. Based on these considerations, we set $\epsilon = 0.015$, which sets the maximum possible jet energy release to $E_{K,jet,max} \approx 10^{52}$ erg.

Jet structure

As shown by Kathirgamaraju et al. (2018), for instance, a jet launched by magnetohydrodynamic energy extraction from a spinning BH naturally develops an angular distribution of Lorentz factor Γ and kinetic energy per solid angle. Both quantities decrease approximately exponentially with the angular distance from the jet axis.

We assumed the following angular distributions, inspired by those found by Kathirgamaraju et al. (2018):

$$\begin{aligned} \frac{dE}{d\Omega}(\theta) &= E_c e^{-(\theta/\theta_{c,E})^2}; \\ \Gamma(\theta) &= (\Gamma_c - 1)e^{-(\theta/\theta_{c,\Gamma})^2} + 1; \end{aligned} \quad (30)$$

where we set $\Gamma_c = 100$, $\theta_{c,E} = 0.1$ rad, $\theta_{c,\Gamma} = 0.2$ rad, and $E_c = E_{K,jet}/\pi\theta_{c,E}^2$.

This structure, shown in Figure 4, represents an educated guess that will be compared with observations of real sources in the future. Given the likely absence of substantial collimation by the ambient material, the jet structure in these types of systems should keep some memory of the launching region (e.g. the magnetic field configuration). If, speculatively, the launch conditions were the same across different systems, these jets could then feature a quasi-universal structure, that is, they could differ only by a small scatter in their properties.

8. Gamma-ray burst prompt emission

Following standard practice, we assumed that a fraction $\eta = 10\%$ of the kinetic energy in the jet is dissipated (e.g. by internal shocks or magnetic reconnection) and radiated. The isotropic equivalent energy in radiation, as seen by an observer at a viewing angle θ_v , is then given by (Salafia et al. 2015)

$$E_{iso}(\theta_v) = \eta \int \frac{\delta^3}{\Gamma} \frac{dE}{d\Omega} d\Omega. \quad (31)$$

In Figure 3 we show the isotropic equivalent radiated energy (as measured by an on-axis observer) as a function of the BH intrinsic properties. As anticipated before, the jet will be launched only if an accretion disc is formed, thus no values are given for parameters that result in a direct plunge of the NS onto the BH. We note that the energy range obtained by our modelling corresponds to the observed range of energies of short GRBs (e.g. D’Avanzo et al. 2014). Figure 4 shows the dependence of E_{iso} on the viewing angle for the assumed jet structure, along with the assumed structure functions $E_{K,iso} = 4\pi dE/d\Omega(\theta)$ and $\Gamma(\theta)$.

9. Gamma-ray burst afterglow

After producing the prompt emission, the jet continues to expand into the ISM. As soon as a sufficient amount of ISM matter is swept away, a strong forward shock forms, which gives rise to the jet afterglow. We computed the forward shock dynamics (neglecting lateral spreading) and its synchrotron emission using an updated version of the model employed in D’Avanzo et al. (2018) and Ghirlanda et al. (2018) (a detailed description of the model will be given in Salafia et al. 2019, in preparation). The synchrotron emission parameters are the same as for the KNR described above.

To produce the example light curves shown in Figure 6, we assumed a constant ambient medium density $n = 10^{-3} \text{ cm}^{-3}$. This value is consistent with the few short GRBs whose afterglow emission has been modelled (Fong et al. 2015) and with estimates of this parameter in the NSNS event 170817 (e.g. Ghirlanda et al. 2018). Moreover, it is consistent with the expectations for a low-density ambient medium such as the site where binaries might merge as a result of supernova kicks. The fractions of shock energy carried by electrons and magnetic field are assumed to be $\epsilon_e = 0.1$ and $\epsilon_B = 0.01$, respectively. Although it is hardly constrained from afterglow observations, the value $\epsilon_e = 0.1$ has been shown to be typical based on the analysis of the radio to GeV emission energy ratio in long GRBs (Beniamini & van der Horst 2017; Nava et al. 2014). The value of ϵ_B is less well constrained and can be distributed between 10^{-4} and 10^{-1} (e.g. Granot & van der Horst 2014; Santana et al. 2014; Zhang et al. 2015; Beniamini et al. 2016). Finally, we assumed a non-thermal energy distribution of shock-accelerated electrons with slope parameter $p = 2.3$, as expected based on particle-in-cell simulations of Fermi acceleration in mildly magnetised relativistic shocks (e.g. Sironi et al. 2013).

10. Example light curves: dependence on BH spin and mass

In this section we describe some key dependencies of the multi-band counterpart light curves on the main intrinsic parameters of the system: the black hole mass and spin. For this purpose, we selected a set of reference points in the $M_{BH} - \chi_{BH}$ plane, shown in Figure 5. The set consist of combinations with the same BH

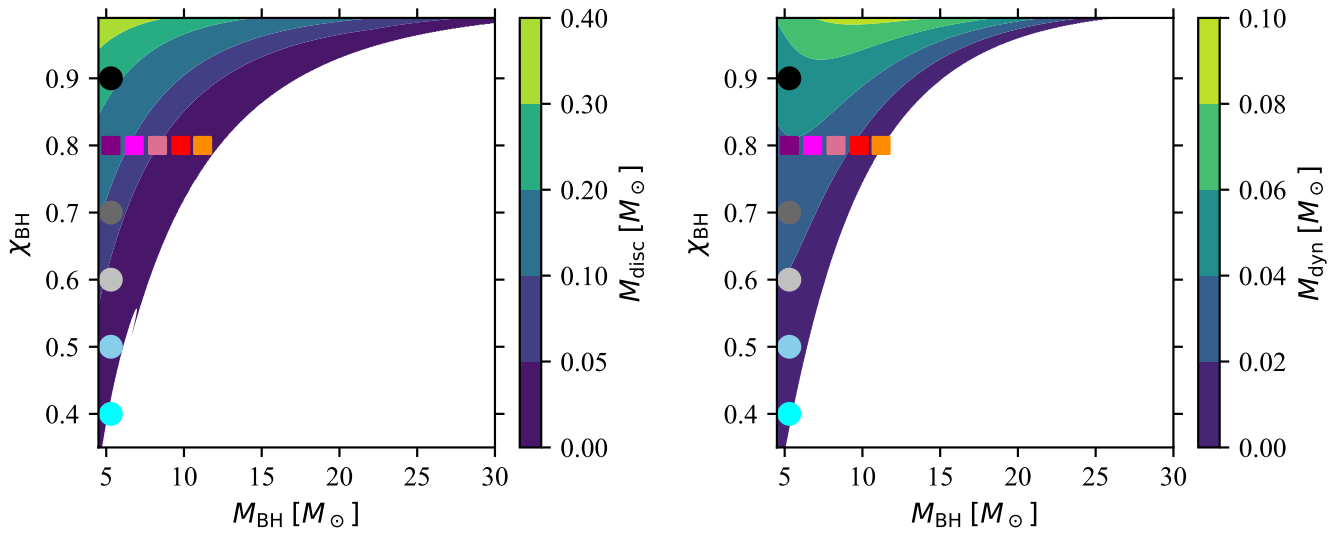


Fig. 5. Accretion disc (left) and dynamical ejecta (right) masses in the $M_{\text{BH}} - \chi_{\text{BH}}$ plane. We show two parameter sets: squares have constant spin and different masses, and circles have constant mass and different spins. These sets are used to produce the example light curves shown in Fig. 6.

mass and different BH spins (circles in Figure 5) and of others with the same BH spin and different BH masses (squares).

In panels a and b of Figure 6 we show the KN light curves for the two sets of points, in the r band (657 nm, filled lines) and K band (2143 nm, dashed lines). It is apparent that the lower the BH mass and the higher the spin, the brighter the KN (the more massive the ejecta). In addition to the brightness, BH mass and spin also affect the shape of the KN light curve: for lower BH masses and higher spins, the peaks shift at later times.

The case with $M_{\text{BH}} = 5.3 M_{\odot}$ and $\chi_{\text{BH}} = 0.4$, denoted with blue lines, is interesting because only dynamical ejecta are present without a disc. As shown in Figure 5, the corresponding KN is much dimmer than the others (being produced only by one ejecta component) and there is no GRB afterglow (no relativistic jet is produced because there is no accretion disc). This is clearly a limiting case because in reality, it seems unlikely that the tidal disruption of the NS can lead to the production of only unbound material. A small mismatch between the two fitting formulae for the disc and ejecta masses in this region of the parameter space is the most reasonable explanation for this particular case.

In panels c-h of Figure 6 we show the GRB afterglow light curves for the two sets of parameters for three different viewing angles. Panels c-d show the optical emission in the r band (657 nm), panels e-f plot the X-ray emission (1 KeV), and panels g-h show the radio emission (1.4 GHz). In panels g-h we also show the KNR (dotted lines). In both cases, brighter emission corresponds to lower BH mass/higher BH spin (more massive ejecta).

Figure 6 shows that the light curves from BHNS are highly degenerate although their time behaviour is closely correlated with the dynamics of the BHNS debris. For the single EM multi-band light curve, it is impossible to infer the intrinsic parameters at the source, and in particular, the $M_{\text{BH}}, \chi_{\text{BH}}$ degeneracy that emerges from the figure. The concordant analysis from the GW signal and EM light curve together may help to brake this degeneracy, however. The BH and NS masses together with the luminosity distance d_L can be inferred from the GW signal. The identification of the host galaxy from the EM counterpart provides the redshift of the source, thus narrowing the uncertainties in the parameter estimation of $M_{\text{BH}}, M_{\text{NS}}$. Under these condi-

tions, the light curve carries valuable information on the BH spin that can be inferred from the EM observation.

11. Test case: constraining the BH spin

We considered a BHNS merger with parameters in the source frame $M_{\text{BH}} = 6 M_{\odot}$, $\chi_{\text{BH}} = 0.8$, $M_{\text{NS}} = 1.4 M_{\odot}$, and $\Lambda_{\text{NS}} = 330$. These parameters correspond to a chirp mass $M_c \approx 2.4 M_{\odot}$. As stated in section 3, we assumed $d_L = 230$ Mpc, $\iota_{\text{tilt}} = 0$ rad and $\theta_{\text{view}} = 30^\circ$. According to the fitting formulae described in §4, upon merger, this binary would produce $0.038 M_{\odot}$ of dynamical ejecta and an accretion disc with a mass of $0.114 M_{\odot}$. Likewise, according to Eq. 29, the merger remnant would produce a jet with a total kinetic energy $E_{\text{K, jet}} \sim 1.6 \times 10^{50}$ erg and an on-axis isotropic-equivalent energy $E_{\text{iso, on-axis}} \sim 6.4 \times 10^{51}$ erg (assuming a 10% efficiency in kinetic-to-radiated energy conversion). Fig. 4 shows that a 30° off-axis observer would see this energy reduced by a factor $\sim 10^{-6}$, which would make the prompt emission of this jet essentially undetectable at 230 Mpc with current facilities.

Furthermore, we expect the KNR and the GRB afterglow (for this viewing angle) to peak about some hundreds of days after the merger (see Figure 6). In this test case, we therefore considered only the KN (visible from approximately hours to some tens of days) as the EM counterpart to be employed in the analysis.

We considered two wavelengths: 657 nm (r band, optical) and 2143 nm (K band, infrared). We created the mock data points by selecting evenly spaced times from 0.1 days to 30 days and assuming a constant error on magnitudes (0.2 mag for r band and 0.3 mag for K band). We imposed limiting observation magnitudes of 28 for the r band and 24 for the K band. We then performed a Markov chain Monte Carlo (MCMC) analysis on our mock data set to constrain the BH spin, adopting the `emcee` sampler (Foreman-Mackey et al. 2013).

The free parameters in our MCMC were the BH mass M_{BH} , the BH spin χ_{BH} , the NS mass M_{NS} , and the NS dimensionless quadrupolar tidal deformability Λ_{NS} . We assumed a flat prior on χ_{BH} in the $[0, 0.99]$ interval and a log-flat prior on $\Lambda_{\text{NS}} \in [10, 10^4]$. Because we wished to simulate a multi-

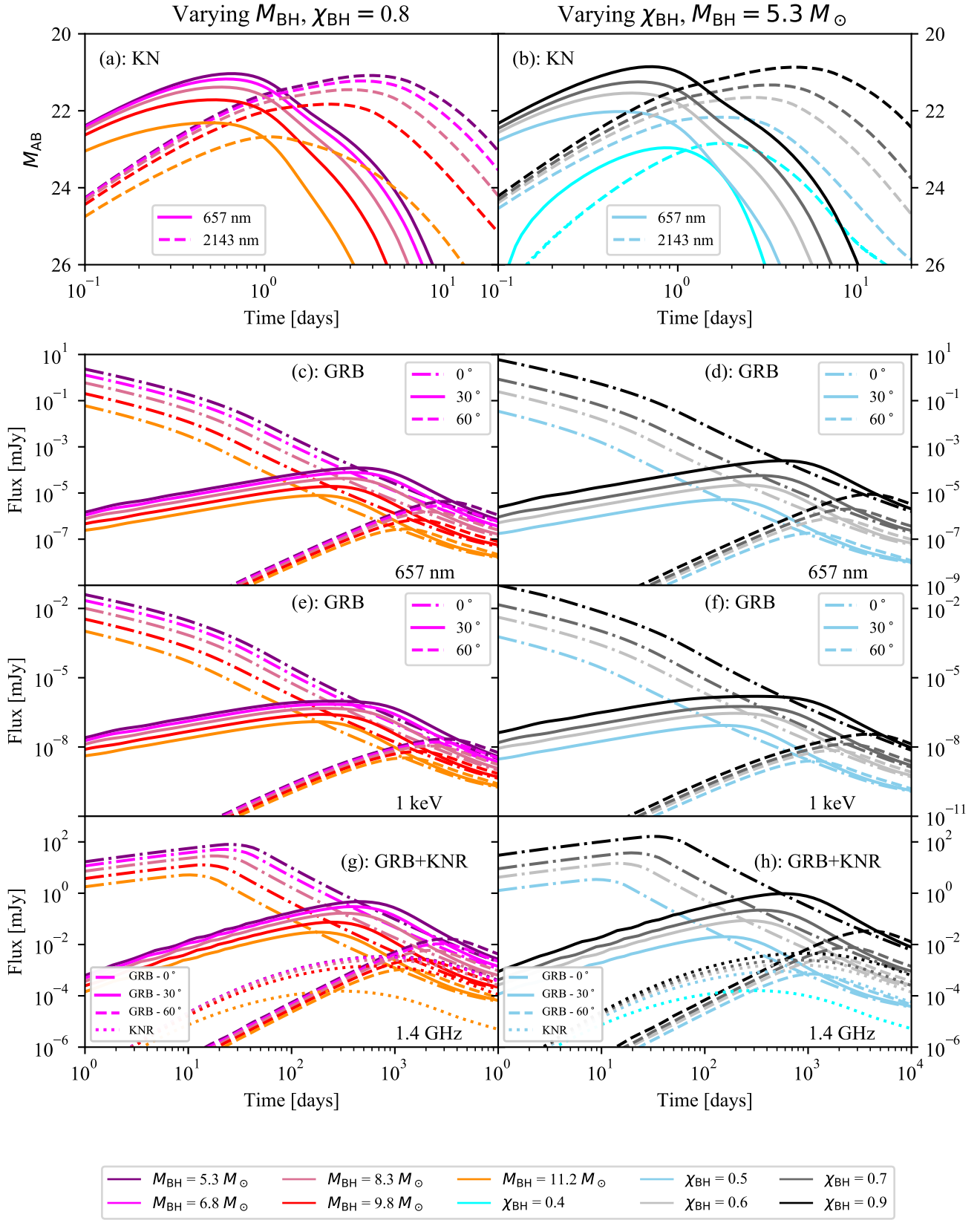


Fig. 6. Example light curves for constant χ_{BH} - varying M_{BH} (left columns) and constant M_{BH} - varying χ_{BH} (right columns). Panels a-b: KN r-band (657 nm, filled lines) and K-band (2143 nm, dashed lines) light curves. Panels c-h: GRB afterglow optical (panels c-d), X-ray (panels e-f), and radio (panels g-h) light curves for three viewing angles (0° dot-dashed lines, 30° filled lines, and 60° dashed lines). The KNR (dotted lines) is also shown in panels g-h.

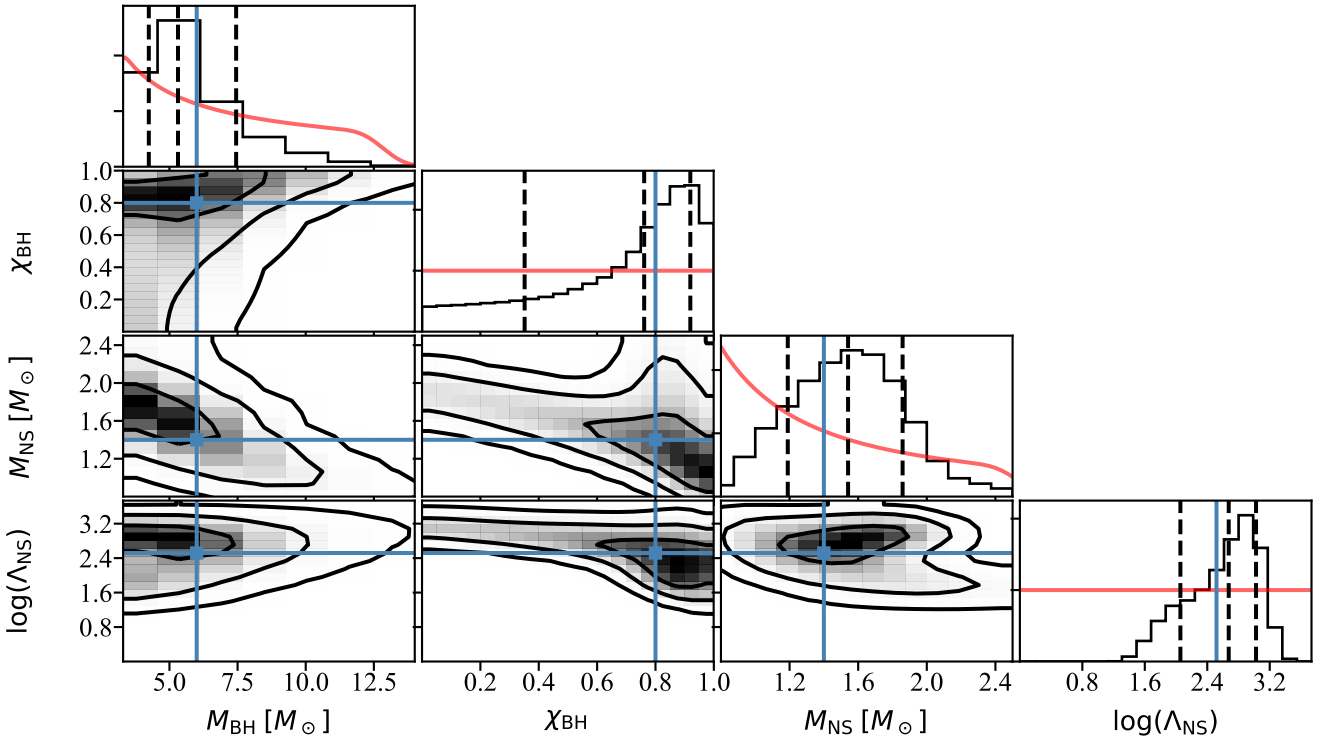


Fig. 7. Marginalised posterior distributions for M_{BH} , χ_{BH} , M_{NS} , $\log(\Lambda_{\text{NS}})$, and joint posteriors for all pairs of these parameters. Black dashed lines in the plots on the diagonal represent the value corresponding to the 16th (left line), 50th (central line), and 84th (right line) percentiles. Red lines show the prior distributions. Black lines in the joint posterior plots represent one-, two- and three-sigma contours, while black dots show single samples in the region outside the three-sigma contour. Blue lines indicate the original values from which the mock data set have been produced.

messenger analysis, we also included (at least in a simplified form) the information from the GW signal. We did this in a simple way by assuming that the GW analysis yields a Gaussian posterior on the chirp mass only. We converted this posterior into a two-dimensional prior on the BH and NS masses for use in our EM analysis, as computed in §12.

In Figure 7 we show the resulting marginalised posterior distributions for the four parameters and the joint posterior distributions of parameter pairs. Blue lines and squares indicate the original values from which the mock data have been produced. Red lines show the priors.

We calculated the best-fitting parameter values following the method described in Ghirlanda et al. (2019). The fit results are presented in Table 1 (left column). In Fig. 9 we show the mock photometric data with errors and the model light curves that correspond to the best-fit values.

The parameter estimates are consistent with the input estimates, demonstrating that the light curves encode information about the progenitor binary, through their dependence on the ejecta properties. The residual bias in the best-fit values is essentially due to the broad uninformative prior assumed for Λ_{NS} . In order to show this, we performed as a proof of concept a second parameter estimation using a log-normal prior on Λ_{NS} , centred at $\Lambda_{\text{NS}} = 330$, with $\sigma = 0.3$.

The fit results are presented in Table 1 (right column). In Figure 8 we present the ‘corner’ plot (same legend as Figure 7). It is clear that in this case the best-fitting values are much closer to the ‘true’ values. The BH spin is constrained with an unprecedented precision.

Table 1. Best-fit parameter values obtained using two possible priors on Λ_{NS} .

	log-flat prior on Λ_{NS}	log-normal prior on Λ_{NS}
$M_{\text{BH}} [M_{\odot}]$	$5.6^{+1.9}_{-1.3}$	$6.1^{+2.0}_{-1.3}$
χ_{BH}	$0.7^{+0.2}_{-0.3}$	$0.8^{+0.1}_{-0.2}$
$M_{\text{NS}} [M_{\odot}]$	$1.5^{+0.4}_{-0.3}$	$1.4^{+0.3}_{-0.3}$
$\log(\Lambda_{\text{NS}})$	$2.7^{+0.3}_{-0.6}$	$2.5^{+0.2}_{-0.1}$

12. Conclusion

The BHNS coalescences can be exquisite multi-messenger sources. No GW signal has been observed so far from this family of sources, but EM transient emission from this type of merger may have already left its imprint on the light curve of some observed GRBs.

We built a composite model to describe the complex EM signal that accompanies the tidal (partial) disruption of an NS during its inspiral and plunge across the horizon of a stellar BH. It is known that mass shedding, which is required to produce an EM counterpart, can only emerge over a limited range of mass ratios, BH spins, and degrees of NS tidal deformability. We estimated the amount of this mass as a function of these quantities using physically motivated numerical-relativity-informed fitting formulae from the literature (§4).

Our composite model includes KN emission from the dynamical ejecta and disc winds, accounting for their expected anisotropies, in both their geometry and composition (§5). Additionally, it predicts the late-time emission from the radio remnant

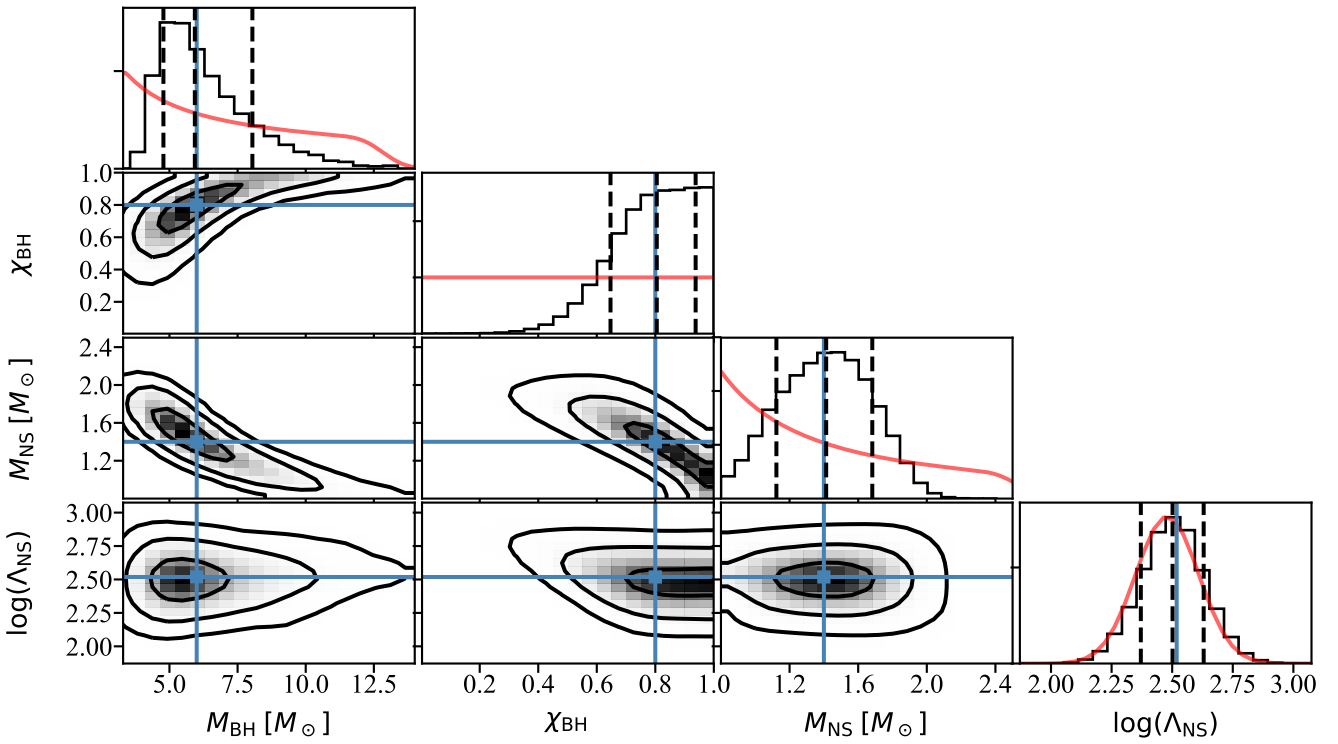


Fig. 8. Same as Figure 7, assuming a log-normal prior for Λ_{NS} .

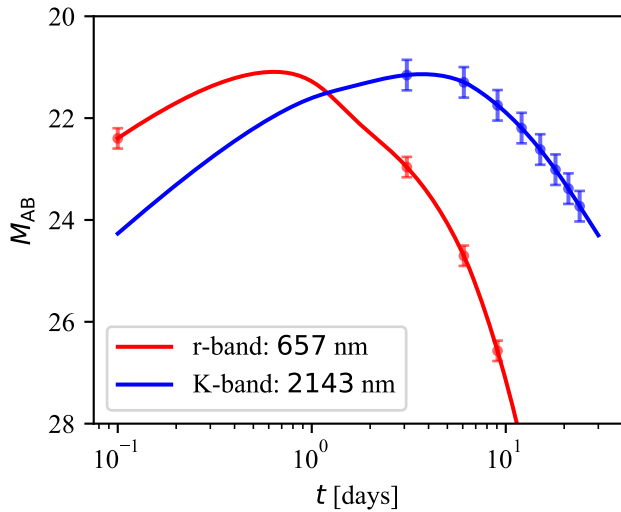


Fig. 9. Mock photometric data in r band (blue) and K band (red) with errors (1σ) and light curves corresponding to best-fit values.

that is expected to be associated with the deceleration of the dynamical ejecta into the ISM (§6). It also includes the prompt (§8) and afterglow (§9) emission from the relativistic jet that might be launched by the merger remnant, accounting for its anisotropic properties (its energy and Lorentz factor angular distribution, §7).

We presented a suite of light curves obtained by varying the BH mass and spin (Figure 6), one at a time, to show the variety in the prospected emission from these coalescences. These light curves show a high degree of degeneracy that is produced by dif-

ferent parameter combinations. It is thus impossible to infer the intrinsic parameters of the source using only the EM multi-band light curves. However, by joining the information from GW and EM signal analysis, it is possible to break this degeneracy. By constraining the BH and NS masses from the GW signal and the redshift from the EM counterpart, we can indeed extract valuable information on the BH spin from light curves.

As a proof of concept, we proposed an example of joint multi-messenger analysis. In order to represent the information that comes from the GW analysis in a simple way, we assumed it to be encoded into a simple Gaussian posterior on the chirp mass. We then used it as a prior for the EM analysis. For simplicity, we considered only the KN as observed EM counterpart, and we limited ourselves to only two wavelengths. Our results show that the joint analysis results in a constraint on the BH spin, even in our very conservative setting (which may be considered as representative of a GW detection with a very low signal-to-noise ratio) in which the GW signal provides only information on the chirp mass. We will explore how including the other emission components, considering more wavelengths, and taking into account the whole information from the GW analysis can improve the constraints on the intrinsic binary parameters.

Acknowledgements. We thank S. Bernuzzi for useful comments and suggestions during the preparation of the first draft. O. S. acknowledges the Italian Ministry for University and Research (MIUR) for funding through project grant 1.05.06.13. The authors acknowledge support from INFN, under the Virgo-Prometeo initiative.

References

- Aasi, J., Abadie, J., Abbott, B. P., et al. 2015, *Classical and Quantum Gravity*, 32, 115012
- Abadie, J., Abbott, B. P., Abbott, R., et al. 2010a, *Classical and Quantum Gravity*, 27, 173001

- Abadie, J., Abbott, B. P., Abbott, R., et al. 2010b, *Classical and Quantum Gravity*, 27, 173001
- Abbott, B. P., Abbott, R., Abbott, T. D., et al. 2016, *Phys. Rev. Lett.*, 116, 061102
- Abbott, B. P., Abbott, R., Abbott, T. D., et al. 2016, *Physical Review Letters*, 116, 241103
- Abbott, B. P., Abbott, R., Abbott, T. D., et al. 2018, *Living Reviews in Relativity*, 21, 3
- Abbott, B. P., Abbott, R., Abbott, T. D., et al. 2017, *Phys. Rev. Lett.*, 119, 161101
- Abbott, B. P., Abbott, R., Abbott, T. D., et al. 2018, *Phys. Rev. Lett.*, 121, 161101
- Abbott, B. P., Abbott, R., Abbott, T. D., et al. 2017a, *ApJL*, 851, L35
- Abbott, B. P., Abbott, R., Abbott, T. D., et al. 2017b, *Physical Review Letters*, 119, 141101
- Abbott, B. P., The LIGO Scientific Collaboration, Virgo Collaboration, et al. 2016, *Living Reviews in Relativity*, 19, 1
- Abbott, B. P. et al. 2017, *Astrophys. J.*, 848, L12
- Acernese, F., Agathos, M., Agatsuma, K., et al. 2015, *Classical and Quantum Gravity*, 32, 024001
- Ascenzi, S., Coughlin, M. W., Dietrich, T., et al. 2019, *MNRAS*, 486, 865
- Ascenzi, S., De Lillo, N., Haster, C.-J., Ohme, F., & Pannarale, F. 2018, *ArXiv e-prints* [arXiv:1808.06848]
- Aso, Y., Michimura, Y., Somiya, K., et al. 2013, *Phys. Rev. D*, 88, 043007
- Barnes, J. & Kasen, D. 2013, *ApJ*, 775, 18
- Beniamini, P., Nava, L., & Piran, T. 2016, *MNRAS*, 461, 51
- Beniamini, P. & van der Horst, A. J. 2017, *MNRAS*, 472, 3161
- Bildsten, L. & Cutler, C. 1992, *ApJ*, 400, 175
- Blandford, R. D. & McKee, C. F. 1976, *Physics of Fluids*, 19, 1130
- Blandford, R. D. & Znajek, R. L. 1977, *MNRAS*, 179, 433
- Chen, W.-X. & Beloborodov, A. M. 2007, *ApJ*, 657, 383
- Clark, J., Evans, H., Fairhurst, S., et al. 2015, *ApJ*, 809, 53
- Coughlin, M., Dietrich, T., Kawaguchi, K., et al. 2017, *ApJ*, 849, 12
- Coughlin, M. W. & Dietrich, T. 2019, *ArXiv e-prints*, arXiv:1901.06052
- Coughlin, M. W., Dietrich, T., Margalit, B., & Metzger, B. D. 2018, *arXiv e-prints*, arXiv:1812.04803
- D’Avanzo, P., Campana, S., Salafia, O. S., et al. 2018, *A&A*, 613, L1
- D’Avanzo, P., Salvaterra, R., Bernardini, M. G., et al. 2014, *MNRAS*, 442, 2342
- Dessart, L., Ott, C. D., Burrows, A., Rosswog, S., & Livne, E. 2009, *ApJ*, 690, 1681
- Di Matteo, T., Perna, R., & Narayan, R. 2002, *ApJ*, 579, 706
- Dominik, M., Berti, E., O’Shaughnessy, R., et al. 2015, *ApJ*, 806, 263
- Eichler, D., Livio, M., Piran, T., & Schramm, D. N. 1989, *Nature*, 340, 126
- Fernández, R., Foucart, F., Kasen, D., et al. 2017, *Classical and Quantum Gravity*, 34, 154001
- Fernández, R. & Metzger, B. D. 2013, *MNRAS*, 435, 502
- Flanagan, É. É. & Hinderer, T. 2008, *Phys. Rev. D*, 77, 021502
- Fong, W., Berger, E., Margutti, R., & Zauderer, B. A. 2015, *ApJ*, 815, 102
- Foreman-Mackey, D., Hogg, D. W., Lang, D., & Goodman, J. 2013, *PASP*, 125, 306
- Foucart, F. 2012, *Phys. Rev. D*, 86, 124007
- Foucart, F., Buchman, L., Duez, M. D., et al. 2013a, *Phys. Rev. D*, 88, 064017
- Foucart, F., Deaton, M. B., Duez, M. D., et al. 2013b, *Phys. Rev. D*, 87, 084006
- Foucart, F., Hinderer, T., & Nissanke, S. 2018, *ArXiv e-prints*, arXiv:1807.00011
- Ghirlanda, G., Salafia, O. S., Paragi, Z., et al. 2018, *arXiv e-prints*, arXiv:1808.00469
- Ghirlanda, G., Salafia, O. S., Paragi, Z., et al. 2019, *Science*, aau8815
- Ghirlanda, G., Salafia, O. S., Pescalli, A., et al. 2016, *A&A*, 594, A84
- Giacomazzo, B., Zrake, J., Duffell, P. C., MacFadyen, A. I., & Perna, R. 2015, *ApJ*, 809, 39
- Granot, J. & van der Horst, A. J. 2014, *Publications of the Astronomical Society of Australia*, 31, e008
- Grossman, D., Korobkin, O., Rosswog, S., & Piran, T. 2014, *MNRAS*, 439, 757
- Hawley, J. F., Fendt, C., Hardcastle, M., Nokhrina, E., & Tchekhovskoy, A. 2015, *Space Sci. Rev.*, 191, 441
- Hinderer, T., Nissanke, S., Foucart, F., et al. 2018, *ArXiv e-prints* [arXiv:1808.03836]
- Hinderer, T., Taracchini, A., Foucart, F., et al. 2016, *Physical Review Letters*, 116, 181101
- Hotokezaka, K., Nissanke, S., Hallinan, G., et al. 2016, *ApJ*, 831, 190
- Hotokezaka, K. & Piran, T. 2015, *MNRAS*, 450, 1430
- Huang, Z.-Q., Liu, L.-D., Wang, X.-Y., & Dai, Z.-G. 2018, *ApJ*, 867, 6
- Janiuk, A., Mioduszewski, P., & Moscibrodzka, M. 2013, *ApJ*, 776, 105
- Just, O., Bauswein, A., Ardevol Pulpillo, R., Goriely, S., & Janka, H. T. 2015, *MNRAS*, 448, 541
- Kathiramaraju, A., Tchekhovskoy, A., Giannios, D., & Barniol Duran, R. 2018, *ArXiv e-prints*, arXiv:1809.05099
- Kawaguchi, K., Kyutoku, K., Nakano, H., et al. 2015, *Phys. Rev. D*, 92, 024014
- Kawaguchi, K., Kyutoku, K., Shibata, M., & Tanaka, M. 2016, *ApJ*, 825, 52
- Kiuchi, K., Sekiguchi, Y., Kyutoku, K., et al. 2015, *Phys. Rev. D*, 92, 064034
- Kochanek, C. S. 1992, *ApJ*, 398, 234
- Komissarov, S. S. 2001, *MNRAS*, 326, L41
- Kumar, P., Pürrer, M., & Pfeiffer, H. P. 2017, *Phys. Rev. D*, 95, 044039
- Kyutoku, K., Ioka, K., Okawa, H., Shibata, M., & Taniguchi, K. 2015, *Phys. Rev. D*, 92, 044028
- Lattimer, J. M. & Prakash, M. 2001, *ApJ*, 550, 426
- Lattimer, J. M. & Schramm, D. N. 1974, *ApJL*, 192, L145
- Li, L.-X. & Paczyński, B. 1998, *ApJL*, 507, L59
- Mapelli, M. & Giacobbo, N. 2018, *MNRAS*, 479, 4391
- Martin, D., Perego, A., Arcones, A., et al. 2015, *ApJ*, 813, 2
- Metzger, B. D. 2017, *Living Reviews in Relativity*, 20, 3
- Metzger, B. D. & Fernández, R. 2014, *MNRAS*, 441, 3444
- Nakar, E. & Piran, T. 2011, *Nature*, 478, 82
- Narayan, R., Paczynski, B., & Piran, T. 1992, *ApJL*, 395, L83
- Nava, L., Vianello, G., Omodei, N., et al. 2014, *MNRAS*, 443, 3578
- Özel, F. & Freire, P. 2016, *ARA&A*, 54, 401
- Özel, F., Psaltis, D., Narayan, R., & McClintock, J. E. 2010, *ApJ*, 725, 1918
- Özel, F., Psaltis, D., Narayan, R., & Santos Villarreal, A. 2012, *ApJ*, 757, 55
- Panaiteescu, A. & Kumar, P. 2000, *ApJ*, 543, 66
- Pannarale, F. 2013, *Phys. Rev. D*, 88, 104025
- Pannarale, F., Berti, E., Kyutoku, K., Lackey, B. D., & Shibata, M. 2015a, *Phys. Rev. D*, 92, 084050
- Pannarale, F., Berti, E., Kyutoku, K., Lackey, B. D., & Shibata, M. 2015b, *Phys. Rev. D*, 92, 081504
- Pannarale, F. & Ohme, F. 2014, *ApJ*, 791, L7
- Paschalidis, V. 2017, *Classical and Quantum Gravity*, 34, 084002
- Paschalidis, V., Ruiz, M., & Shapiro, S. L. 2015, *ApJL*, 806, L14
- Perego, A., Radice, D., & Bernuzzi, S. 2017, *ApJ*, 850, L37
- Planck Collaboration, Ade, P. A. R., Aghanim, N., et al. 2016, *A&A*, 594, A13
- Radice, D., Perego, A., Hotokezaka, K., et al. 2018a, *ApJL*, 869, L35
- Radice, D., Perego, A., Hotokezaka, K., et al. 2018b, *ApJ*, 869, 130
- Raithe, C. A., Özel, F., & Psaltis, D. 2018, *ApJL*, 857, L23
- Roberts, L. F., Lippuner, J., Duez, M. D., et al. 2017, *MNRAS*, 464, 3907
- Rosswog, S., Piran, T., & Nakar, E. 2013, *MNRAS*, 430, 2585
- Ruffert, M., Janka, H.-T., Takahashi, K., & Schaefer, G. 1997, *A&A*, 319, 122
- Ruiz, M., Shapiro, S. L., & Tsokaros, A. 2018, *ArXiv e-prints* [arXiv:1810.08618]
- Salafia, O. S., Colpi, M., Branchesi, M., et al. 2017, *ApJ*, 846, 62
- Salafia, O. S., Ghisellini, G., Pescalli, A., Ghirlanda, G., & Nappo, F. 2015, *MNRAS*, 450, 3549
- Santana, R., Barniol Duran, R., & Kumar, P. 2014, *ApJ*, 785, 29
- Sari, R., Piran, T., & Narayan, R. 1998, *ApJ*, 497, L17
- Schutz, B. F. 2011, *Classical and Quantum Gravity*, 28, 125023
- Shapiro, S. L. 2017, *Phys. Rev. D*, 95, 101303
- Shibata, M., Kyutoku, K., Yamamoto, T., & Taniguchi, K. 2009, *Phys. Rev. D*, 79, 044030
- Shibata, M. & Taniguchi, K. 2011, *Living Reviews in Relativity*, 14, 6
- Sironi, L., Spitkovsky, A., & Arons, J. 2013, *ApJ*, 771, 54
- Steiner, A. W., Hempel, M., & Fischer, T. 2013, *ApJ*, 774, 17
- Tanaka, M. & Hotokezaka, K. 2013, *ApJ*, 775, 113
- Tanaka, M., Hotokezaka, K., Kyutoku, K., et al. 2014, *ApJ*, 780, 31
- Tchekhovskoy, A., Narayan, R., & McKinney, J. C. 2010, *ApJ*, 711, 50
- The LIGO Scientific Collaboration & the Virgo Collaboration. 2018, *arXiv e-prints*, arXiv:1811.12907
- The LIGO Scientific Collaboration, the Virgo Collaboration, Abbott, B. P., et al. 2018, *arXiv e-prints* [arXiv:1811.12940]
- Yagi, K. & Yunes, N. 2017, *Phys. Rep.*, 681, 1
- Zhang, B.-B., van Eerten, H., Burrows, D. N., et al. 2015, *ApJ*, 806, 15

Appendix A: Mass posterior from the GW signal

Observation of GW from a compact binary inspiral (BHNS in our case) provides (at least) a measure of the chirp mass

$$M_c = \frac{(M_{\text{BH}} M_{\text{NS}})^{3/5}}{(M_{\text{BH}} + M_{\text{NS}})^{1/5}}. \quad (32)$$

The uncertainty on M_c is broader for higher chirp masses because more massive systems emit in the detector band for a shorter time prior to merger. By the Bayes theorem, the probability for M_{BH} and M_{NS} given a measured M_c is

$$P(M_{\text{BH}}, M_{\text{NS}} | M_c) = \frac{P(M_c | M_{\text{BH}}, M_{\text{NS}}) P(M_{\text{BH}}) P(M_{\text{NS}})}{P(M_c)}. \quad (33)$$

We assumed that the uncertainty on the measured chirp mass is represented by a Gaussian centred around the true value,

$$P(M_c | M_{\text{BH}}, M_{\text{NS}}) \propto \exp \left[-\frac{1}{2} \left(\frac{M_c - \frac{(M_{\text{BH}} M_{\text{NS}})^{3/5}}{(M_{\text{BH}} + M_{\text{NS}})^{1/5}}}{\sigma_c} \right)^2 \right]. \quad (34)$$

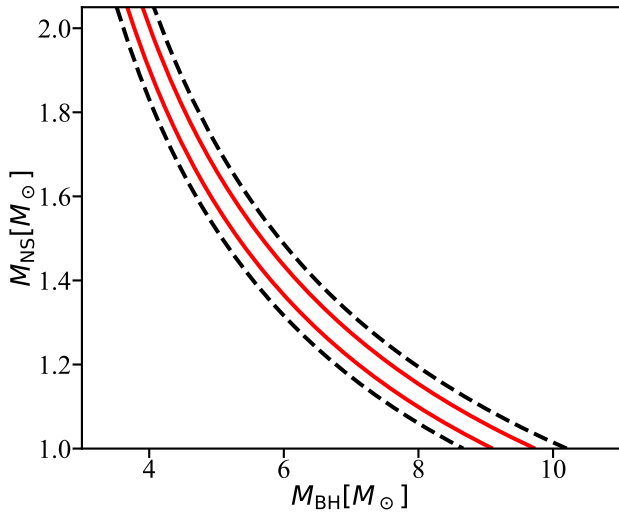


Fig. A.1. Example of bidimensional posterior distribution for BH and NS masses from a simulated GW analysis. Solid (red) and black (dashed) lines represent the 50% and 90% confidence levels, respectively.

For BHBH mergers detected by Advanced LIGO& Virgo during O1 and O2 the relative error $e_{M_c} \in [2 - 20\%]$, while for the GW170817 NSNS merger $e_{M_c} \approx 0.1\%$ (The LIGO Scientific Collaboration & the Virgo Collaboration 2018). A BHNS merger is an intermediate case between the two, therefore we conservatively assumed for our example case $e_{M_c} \approx 2$, which sets the σ_{M_c} parameter above.

We therefore defined the GW analysis two-dimensional posterior on the BH and NS masses by Eqs. 33 and 34, and we used this as a prior for the EM analysis. For our example BHNS merger with $M_{\text{BH}} = 6 M_\odot$ and $M_{\text{NS}} = 1.4 M_\odot$, the chirp mass (Eq. 32) equals $2.402 M_\odot$. Considering a measured chirp mass $M_c = 2.403 \pm 0.05 M_\odot$, we obtained the posteriors of the BHNS masses shown in Figure A.1. This curve represents all the combinations of M_{BH} and M_{NS} that give a chirp mass consistent with the measured mass.