

# Multiple-Relay Slotted ALOHA: Performance Analysis and Bounds

Andrea Munari, *Senior Member, IEEE*, Federico Clazzer, *Member, IEEE*,  
Gianluigi Liva, *Senior Member, IEEE*, Michael Heindlmaier

## Abstract

Wireless random access protocols are attracting a revived research interest as a simple yet effective solution for machine-type communications. In the quest to improve reliability and spectral efficiency of such schemes, the use of multiple receivers has recently emerged as a promising option. We study the potential of this approach considering a population of users that transmit data packets following a simple slotted ALOHA policy to a set of non-cooperative receivers or relays (*uplink* phase). These, in turn, independently forward – part of – what decoded towards a collecting sink (*downlink* phase). For an on-off fading channel model, we provide exact expressions for uplink throughput and packet loss rate for an arbitrary number of relays, characterising the benefits of multi-receiver schemes. Moreover, a lower bound on the minimum amount of downlink resources needed to deliver all information collected on the uplink is provided. The bound is proven to be achievable via random linear coding when no constraints in terms of latency are set. We complement our study discussing a family of simple forwarding policies that require no packet-level coding, and optimising their performance based on the amount of available downlink resources. The behaviour of both random linear coding and simplified policies is also characterised when receivers are equipped with finite buffers, revealing non-trivial tradeoffs.

## Index Terms

Random Access, ALOHA, multiple receivers, random linear coding.

A. Munari, F. Clazzer and G. Liva are with the Inst. of Communications and Navigation, German Aerospace Center (DLR), Oberpfaffenhofen, Germany (e-mail: {andrea.munari,federico.clazzer,gianluigi.liva}@dlr.de),  
M. Heindlmaier was with the Inst. for Communications Engineering, Technische Universität München, Theresienstr. 90, 80333 Munich, Germany (e-mail: michael.heindlmaier@tum.de). He is now with Cadami GmbH, München.  
Part of this work has been presented at the 51<sup>st</sup> Annual Allerton Conference on Communication, Control, and Computing, Oct. 2013.

## I. INTRODUCTION

Interest in multiple access protocols for wireless networks has steadily gained momentum in the past few years, thanks to the rise of the machine-type communications (MTC) paradigm. New applications blooming in this domain are characterised by the presence of a massive population of terminals – often with limited capabilities in terms of hardware or power – sharing a common channel for sporadic transmissions of short data packets. In view of such features, MTC pose new and unique challenges that span multiple layers, calling for design principles that often depart from those of traditional and well-established wireless systems. From the medium access standpoint, in particular, schedule-based solutions are largely inefficient when small amounts of data are to be transferred in an unpredictable fashion, due to the large overhead needed to coordinate resource allocation. Random access (RA) policies appear instead especially appealing, and slightly modified versions of ALOHA [1] have already made their way to commercial solutions, e.g. [2], [3], [4]. The performance of such schemes is however inherently limited by collisions [5], making them unsuitable to fully support the high throughput or stringent reliability requirements encountered in many relevant MTC settings [6].

To bridge this gap, a revived attention for RA has led to the development of protocols that apply the principle of *diversity* to ALOHA. A first and flourishing line of research in this direction combines the original idea of Choudhury and Rappaport [7], i.e. having each transmitter proactively send multiple copies of a packet over time, with the use of successive interference cancellation (SIC) at the receiver [8], [9], [10], [11], [12], [13], [14], [15], [16], [17]. Specifically, whenever a data unit is decoded, interference generated by its twins can be removed, possibly rendering other previously collided packets retrievable. A deep understanding of the behaviour of such protocols has been achieved borrowing tools of codes on graphs [18], showing how an accurate design of the probability mass function used by nodes to draw the number of sent replicas allows to approach the ultimate 1 [pk/slot] throughput limit of a collision channel for an unbounded delay [10]. Building on this idea, several protocols have been devised, spanning from the time synchronous coded slotted ALOHA (CSA) [9], [13] and frameless ALOHA [11], to asynchronous alternatives [17], [12], some of which have been embraced by current standards [19].

Despite these remarkable results, solutions that rely on *time diversity* require modifications at the transmitter side compared to the use of plain ALOHA, entailing additional complexity and possibly hindering their seamless application to already deployed systems. In view of this, research efforts have also focused on the potential of *spatial diversity* for RA, studying settings in which nodes transmit over the wireless medium a single copy of their data units, whose reception is attempted at different positions. Along this line, Zorzi and LaMaire [20], [21] characterised the performance of ALOHA when a single

receiver is equipped with multiple properly spaced antennas, and propagation is affected by shadowing and fading. Results were further extended from an information theoretic viewpoint by Tse et al. [22], considering the possibility to jointly process incoming signals at the receiver's antennas.

Spatial diversity can also be leveraged without resorting to multi-antenna terminals, and instead having a set of disjoint receivers attempt collection of data packets transmitted over the shared medium. The idea was pioneered by Corson and Ephremides in the early 1990s [23], and was recently revived in cellular scenarios considering uplink reception at multiple base stations [24], [25], [26], [27].<sup>1</sup> Specifically, these works consider once more variations of ALOHA based on time repetition – thus combining *spatial* and *time* diversity – and aim at optimising the probability mass function employed by transmitters to send their replicas assuming different degrees of coordination among the receivers. Remarkable throughput improvements are reported for CSA in [24], while frameless ALOHA schemes are extended to the 2- and K-receiver case in [25] and [26], respectively. The impact of directive antennas has also been investigated in [27], employing stochastic geometry tools to explore the applicability of multiple-receiver RA to millimeter-wave communications.

Thanks to these contributions, a good level of maturity has been reached in understanding the gains achievable when more collectors can *cooperatively* process data sent over a RA channel. Albeit of certain interest for cellular networks, such findings do not apply to many practical MTC systems, where – due to complexity or scalability reasons – receivers may have limited computational capabilities, and backhauling cost or bandwidth scarcity may render cooperation among them unfeasible. In these settings, spatial diversity can still be leveraged envisioning receivers act as relays, forwarding towards a central collecting unit (part of) what decoded from users' transmissions based on the available resources. From this standpoint, a clear understanding of how much information receivers can deliver operating independently, as well as the definition of efficient strategies to accomplish the task are paramount yet still open questions for proper system design.

Starting from these remarks, we tackle in this paper a setup where users transmit following a slotted ALOHA policy towards a number of non-cooperative receivers (*uplink phase*), which in turn relay packets towards a central sink (*downlink phase*) over a finite-bandwidth, time division multiple access (TDMA) channel. No SIC capabilities are assumed, and, based on the amount of resources available in the downlink, receivers may independently decide to forward a subset of the packets they decode – or possibly linear combinations thereof. Besides its simplicity, the considered configuration is especially appealing in view

<sup>1</sup>Incidentally, we note that the potential of spatial diversity has been studied for scheduled uplink access as well, see, e.g. [28], and is leveraged in LTE-A with coordinated multi-point (CoMP) [29].

of its scalability, as additional relays can be easily added to the system, increasing spatial diversity without the need to change the operating conditions of the network. In this setting, the main and novel contributions we present can be summarised as follows:

- following an on-off fading channel model [30], we derive exact expressions for both uplink throughput and packet loss rate for an arbitrary number of receivers;
- assuming no information exchange among relays, we provide a lower bound on the minimum amount of downlink resources needed to asymptotically deliver to the sink with vanishingly small loss probability all information collected over the uplink. The result represents a valuable system dimensioning tool, and is especially insightful in clarifying the role played by uplink channel conditions (in terms of load and erasure rates) and by the number of available receivers;
- the derived bound is proven to be achievable following a forwarding strategy based on random linear coding, as long as no delay constraints are set;
- to shed light on the potential of spatial diversity when relays have limited capabilities, we propose a family of simplified forwarding strategies that require no random linear coding to be performed. Specifically, we consider the case in which each receiver independently decides upon decoding a data packet whether to store it for subsequent forwarding or to drop it. We analytically model the performance of such schemes, and optimise them based on the amount of resources granted in the downlink, possibly using simple forms of uplink channel state information locally available at the receiver;
- the behaviour of both random linear coding schemes and simplified forwarding policies is studied when relays are equipped with a finite buffer, i.e. when constraints in terms of latency are set. Non-trivial tradeoffs emerge, revealing how simpler strategies can in fact provide competitive performance in a wide range of configurations of practical interest.

We start our discussion in Sec. II by introducing the system model, followed in Sec. III by the study of uplink performance. Sec. IV derives the minimum downlink rates necessary for complete information retrieval at the sink and shows how this bound can be achieved via random linear coding. In Sec. V we move to the analysis of simplified forwarding strategies for the downlink, whereas Sec. VI compares the performance of the different downlink strategies under delay constraints. Finally, Sec. VII draws some concluding remarks.

## II. SYSTEM MODEL AND PRELIMINARIES

Throughout this paper, we focus on the topology depicted in Fig. 1, where an infinite population of users want to deliver information in the form of data packets to a collecting sink. No direct connection

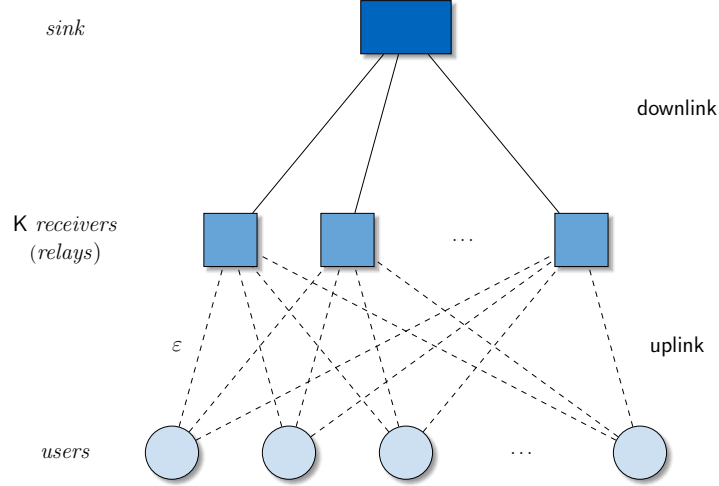


Fig. 1. Reference system topology: a set  $\mathcal{K}$  of  $K$  relays collect users data over the uplink channel, later to forward them towards a sink on the downlink. Each user-relay link follows an on-off fading channel model with erasure probability  $\varepsilon$ .

between users and sink is available, so that the transmission process is divided in two phases, referred to as *uplink* and *downlink*, respectively. During the former, data are sent in an uncoordinated fashion over a shared wireless channel to a set  $\mathcal{K}$  of  $K$  receivers or relays, which, in turn, forward collected information to the sink in the downlink.

As to the uplink, time is divided in successive slots of  $T_{ul}$  seconds, and physical layer parameters are set such that one packet can be sent within one slot. Users are assumed to be synchronised, and share the common wireless resources following a slotted ALOHA [1] policy without retransmissions. Accordingly, we define the load  $G$  as the average number of packets transmitted per slot, and model the number of users accessing the channel in a generic slot as a Poisson r.v.  $U$  of intensity  $G$ , so that  $\mathbb{P}\{U = u\} = G^u e^{-G} / (u!)$ .

In order to capture the diverse propagation effects that data sent over the uplink may undergo to reach distinct receivers, we describe the wireless link connecting user  $\nu$  and relay  $k$  as a packet erasure channel. More specifically, following the on-off fading channel introduced in [30], we assume that a data unit is either completely shadowed with probability  $\varepsilon$  – not bringing any interference contribution at a receiver – or it arrives unfaded with probability  $1 - \varepsilon$ . Independent realisations for any  $(\nu, k)$  pair as well as for a specific user-receiver couple across time slots are considered. Thanks to its simplicity, such a model allows to derive insightful closed form expressions for the key performance metrics. On the other hand, it embeds the effects of short-term receiver unavailability due, for instance, to fading or obstacles, and has been shown to effectively identify the key tradeoffs of the system under more realistic channel conditions

[31].

No capture effect nor multi-user detection capabilities are considered at a receiver, so that the superposition of two or more data units prevents decoding of any of them (destructive collisions). Under these assumptions, the number of non-erased packets that arrive at a relay when  $u$  concurrent transmissions take place over one slot follows a binomial distribution of parameters  $(u, 1 - \varepsilon)$ . Therefore, a successful reception occurs with probability  $u(1 - \varepsilon)\varepsilon^{u-1}$ , and the average throughput experienced at each of the  $K$  receivers, in terms of decoded packets per slot, can be computed as:

$$S_{sa} = \sum_{u=0}^{\infty} \frac{G^u e^{-G}}{u!} u(1 - \varepsilon)\varepsilon^{u-1} = G(1 - \varepsilon)e^{-G(1-\varepsilon)} \quad (1)$$

corresponding to the performance of a SA system with erasures. On the other hand, a diversity gain can be triggered when the relays are considered jointly, since independent channel realisations may lead them to retrieve different information units over the same time slot. In order to quantify this beneficial effect, we label a packet as *collected* when it has been received by at least one of the relays, and we introduce the *uplink throughput*  $S_{ul}$  as the average number of collected packets per slot. Despite its simplicity, such a definition offers an effective characterisation of the beneficial effects of diversity. Indeed, it accounts for the possibility of retrieving up to  $\min\{u, K\}$  distinct packets over a slot as well as for the possibility of decoding multiple times the same data unit, as will be discussed in details in Sec. III.

The RA channel is complemented by a set of *downlink* connections between the receivers and the sink, which is the final destination for information units sent by the users. In this perspective, we aim to characterise the amount of downlink resources needed to efficiently retrieve data collected over the uplink, under the constraint that no information exchange is possible among the relays. Such a problem is pivotal for system dimensioning, yet in general non-trivial due to the impossibility for a receiver to know what its peers decoded. In order to derive clear insights, we assume the downlink channel to be orthogonal to its uplink counterpart, and shared among relays by means of TDMA. Time is then divided in slots of  $T_{dl}$  seconds each, whose duration allows to send exactly one data packet towards the sink. Every transmission opportunity is uniquely assigned to one relay, and slot allocation is known a priori to all receivers. Downlink channels are error-free, and relays can operate in out-of-band full-duplex mode, receiving data from the user population over the uplink while transmitting towards the sink. We restrict our attention to strategies in which each receiver re-encodes and transmits only packets it has correctly retrieved during the uplink phase, or possibly linear combinations thereof. From this standpoint, no feedback is provided by the sink, so that a relay does not know which packets have been sent by its companions and cannot adapt its forwarding choices accordingly. Finally, we initially assume infinite

buffers to be available at receivers, later to relax the assumption in Sec. VI, where an in-depth discussion of the impact of finite queue length on the overall system performance is presented.

### III. UPLINK PERFORMANCE

To gauge the impact of receiver diversity, we start focusing on the throughput achievable over the slotted ALOHA (SA)-operated uplink channel. Leaning on the definition introduced in Sec. II, let  $C$  be the r.v. with alphabet  $\{0, 1, 2, \dots, K\}$  that describes the number of packets collected by the relays over one slot.

*Proposition 1:* The uplink throughput of the considered multi-receiver SA channel with erasures evaluates, for any  $K > 1$ , to

$$S_{ul} = K S_{sa} - \sum_{k=2}^K (-1)^k \binom{K}{k} G(1 - \varepsilon)^k e^{-G(1 - \varepsilon^k)}. \quad (2)$$

*Proof:* Under the assumptions of Sec. II, the number of packets collected by the set of relays within a slot, captured by the r.v.  $C$ , is independent and identically distributed over different time units. By its very definition, moreover,  $S_{ul} = \mathbb{E}[C]$ . Let us now observe the behaviour of the uplink channel for  $m_{ul}$  subsequent slots, and let  $\mathcal{A}_k$  be the set of data units decoded by relay  $k$  during the whole interval. Accordingly, the overall set of collected packets can be expressed as  $\bigcup_{k \in \mathcal{K}} \mathcal{A}_k$ . By the weak law of large numbers, we have

$$S_{ul} = \lim_{m_{ul} \rightarrow \infty} \frac{1}{m_{ul}} \left| \bigcup_{k=1}^K \mathcal{A}_k \right| \quad (3)$$

or, more formally

$$\lim_{m_{ul} \rightarrow \infty} \mathbb{P} \left\{ \left\| \frac{1}{m_{ul}} \cdot \left| \bigcup_{k=1}^K \mathcal{A}_k \right| - S_{ul} \right\| \geq \xi \right\} = 0, \quad \forall \xi \in \mathbb{R}^+$$

where  $\|\cdot\|$  indicates the absolute value. Let us now denote by  $\mathcal{J} \subseteq \mathcal{K}$  a subset of relays of cardinality  $|\mathcal{J}| = J$ . By virtue of the inclusion-exclusion principle (see, e.g. [32]), we have

$$\left| \bigcup_{k=1}^K \mathcal{A}_k \right| = \sum_{\mathcal{J} \subseteq \mathcal{K}, \mathcal{J} \neq \emptyset} (-1)^{J-1} \left| \bigcap_{j \in \mathcal{J}} \mathcal{A}_j \right|. \quad (4)$$

The derivation of  $S_{ul}$ , thus, simply requires to compute the cardinality of  $\bigcap_{j \in \mathcal{J}} \mathcal{A}_j$  for asymptotically long uplink observation intervals (i.e.  $m_{ul} \rightarrow \infty$ ). Furthermore, due to the symmetry of the topology, the sought value does not depend on the specific receivers being considered, and can be determined for any of the  $\binom{K}{J}$  subsets of  $J$  relays. For an arbitrary set  $\mathcal{J}$ , (4) takes the form

$$\left| \bigcup_{k=1}^K \mathcal{A}_k \right| = \sum_{J=1}^K \binom{K}{J} (-1)^{J-1} \left| \bigcap_{j \in \mathcal{J}} \mathcal{A}_j \right|. \quad (5)$$

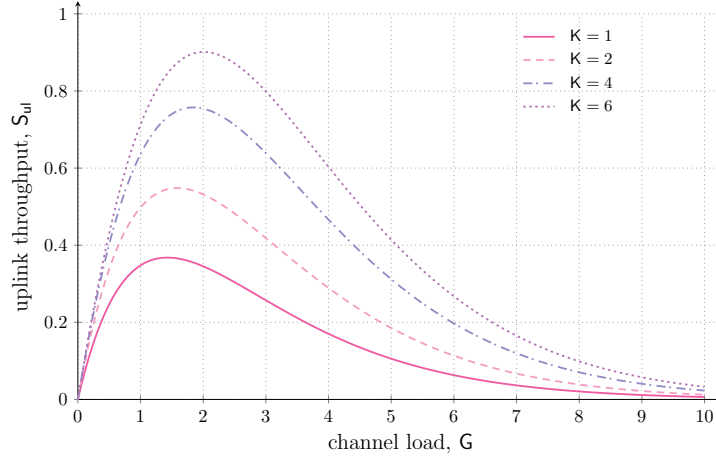


Fig. 2. Average uplink throughput vs. channel load for different number of relays  $K$ . The erasure probability has been set to  $\varepsilon = 0.3$ .

At each slot, the cardinality of the set of packets decoded in common by the  $J$  relays can increase by at most one unit. This occurs when the same packet is retrieved by all the considered receivers, i.e. with probability

$$\phi_J = \sum_{u=0}^{\infty} \frac{G^u e^{-u}}{u!} u [(1-\varepsilon)\varepsilon^{u-1}]^J = G(1-\varepsilon)^J e^{-G(1-\varepsilon^J)}. \quad (6)$$

Recalling the independence of transmission patterns and erasures,  $\left| \bigcap_{j \in \mathcal{J}} \mathcal{A}_j \right|$  is then described by a geometric r.v. with parameters  $(m_{ul}, \phi_J)$ . Leaning on this result, we can combine (3) and (5) to get

$$\begin{aligned} S_{ul} &= \lim_{m_{ul} \rightarrow \infty} \frac{1}{m_{ul}} \sum_{J=1}^K \binom{K}{J} (-1)^{J-1} \left| \bigcap_{j \in \mathcal{J}} \mathcal{A}_j \right| \\ &= \sum_{J=1}^K (-1)^{J-1} \binom{K}{J} G(1-\varepsilon)^J e^{-G(1-\varepsilon^J)} \end{aligned}$$

where the second equality stems by applying the law of large numbers to the r.v.  $\left| \bigcap_{j \in \mathcal{J}} \mathcal{A}_j \right|$  of expected value  $\phi_J m_{ul}$ . The formulation in (2) follows by isolating the term for  $J = 1$ . ■

Prop. 1 conveniently expresses  $S_{ul}$  as the difference between  $K$  times the throughput of a single receiver – an intuitive upper bound to the uplink performance – and a correcting term, which accounts for the possibility of having the same information unit redundantly decoded at more than one relay. The beneficial impact of receiver diversity is highlighted in Fig. 2, which depicts  $S_{ul}$  against the channel load for different values of  $K$  and an erasure probability  $\varepsilon = 0.3$ . In the presence of a single relay (solid line), the system behaves as a plain SA channel, with a peak efficiency of  $e^{-1} \simeq 0.36$  decoded packets per slot obtained for  $G = (1-\varepsilon)^{-1}$ . Conversely, the availability of a second receiver boosts the



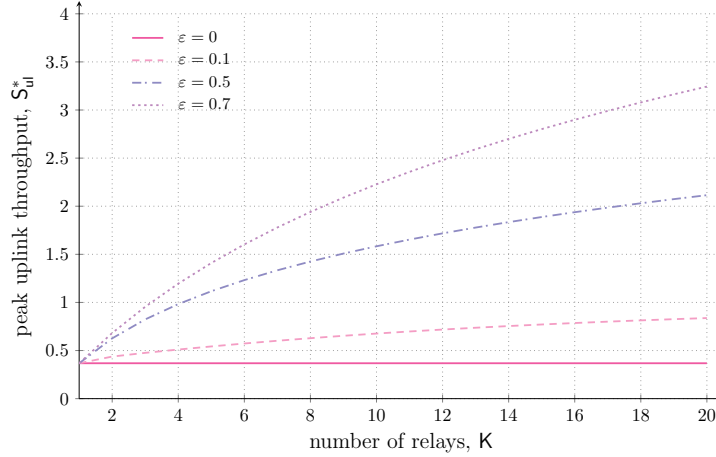


Fig. 3. Maximum achievable uplink throughput  $S_{ul}^*$  as a function of the number of relays  $K$ , for different erasure rates  $\epsilon$ .

maximum achievable throughput by  $\sim 50\%$ , and up to 0.9 pkt/slot are retrievable for  $K = 6$ , without any modification to the medium access policy at the transmitter side. Such a result stems from two main factors. On the one hand, broader receiver sets enable a given slot to see larger peaks of throughput, as up to  $K$  data units can be collectively retrieved. On the other hand, the introduction of additional relays improves the decoding probability even when fewer than  $K$  users accessed the channel, thanks to the independent erasure patterns packets experience to reach distinct receivers.

The reported trends raise the natural design question of how  $K$  shall be set to properly hit the performance-cost tradeoff between higher uplink performance and deployment of more relays. Fig. 3 delves into this aspect by showing, for different erasure probabilities, the maximum achievable throughput  $S_{ul}^*$  when increasing the number of receivers.<sup>2</sup> In ideal channel conditions ( $\epsilon = 0$ ), larger values of  $K$  bring no benefit to the system, as the same set of transmitted packets reach all of the relays, calling off any diversity. Conversely, in the presence of erasures,  $S_{ul}^*$  monotonically increases with  $K$ . From this standpoint, two remarks are in order. Firstly, the plot highlights how the improvement triggered by additional receivers progressively reduces, leading to a growth rate for the achievable throughput that is less than linear in  $K$ . Following this diminishing-returns behaviour, the most appealing advantages are reaped for rather small – and thus practically viable – relay sets. Secondly, from Fig. 3 it is manifest that higher erasure rates ( $\epsilon < 1$ ) favour a decorrelation in the pattern of packets that can be retrieved at receivers, boosting diversity and consequently improving the achievable throughput. Along this line,

<sup>2</sup>Due to the transcendental nature of the addends in (2), no closed form expression for the peak throughput exists. Nonetheless,  $S_{ul}^*$  can easily be derived via numerical maximisation techniques for any value of  $K$  and  $\epsilon$ .

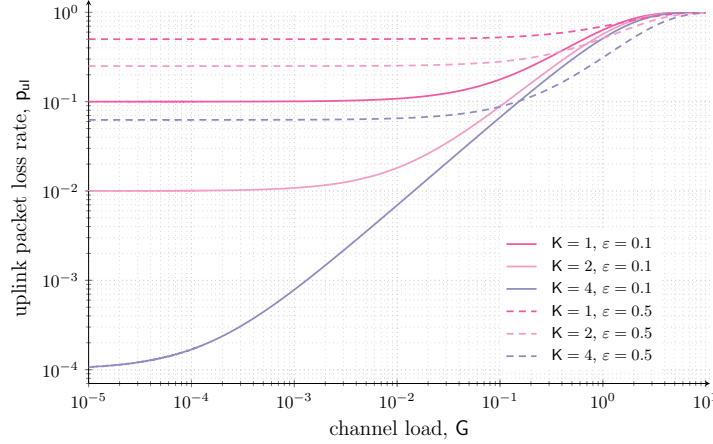


Fig. 4. Packet loss rate  $p_{ul}$  vs. channel load for different erasure probabilities and cardinalities of the relay set.

if the uplink throughput is the main goal, e.g. for MTC applications collecting possibly redundant data from a large population of sensors, multi-receiver SA might be a simple and effective solution when working at high load and in harsh channel conditions.

On the other hand, higher aggregate data collection rates are obtained for progressively larger values of  $G$ , and come at the expense of poorer per-user reliability. In the classical single-receiver case, for instance, simple probabilistic arguments reveal that a sent data unit is not retrieved with probability  $1 - (1 - \varepsilon)e^{-G(1-\varepsilon)}$ . If the load is set to maximise  $S_{ul}$ , i.e.  $G = (1 - \varepsilon)^{-1}$ , the loss rate is thus larger than  $1 - e^{-1} \simeq 0.63$  regardless of  $\varepsilon$ , a value which is hardly tolerable for a wide class of applications. In view of this, many practical wireless systems rely on SA in lightly loaded channels, e.g. for logon and control signalling, aiming at reliability rather than aggregate throughput. To understand whether diversity can improve performance in this operating conditions as well, we focus on the packet loss rate  $p_{ul}$ . The metric is defined as the probability that a sent data unit is not collected – either due to fading or to collisions – at any of the relays.

*Proposition 2:* For any  $K \geq 1$  and  $\varepsilon$ , the packet loss rate of the considered uplink channel is given by

$$p_{ul} = \sum_{k=0}^K (-1)^k \binom{K}{k} (1 - \varepsilon)^k e^{-G(1-\varepsilon^k)}. \quad (7)$$

*Proof:* Let us focus on the packet transmitted by user  $\nu$ , and let  $I$  be the r.v. describing the number of data units sent on the channel over the same slot. Conditioning on  $I = i$ , a relay retrieves the packet of interest only if the latter arrives unfaded while all interferers are erased, i.e. with probability  $(1 - \varepsilon)\varepsilon^i$ . By virtue of the independence of all user-to-relay connections, the conditional probability for the data

unit not to be collected evaluates to  $[1 - (1 - \varepsilon)\varepsilon^i]^K$ . Resorting to the binomial theorem, the expression can be conveniently reformulated as:

$$\mathbb{P}\{\nu \text{ not collected} | I = i\} = \sum_{k=0}^K (-1)^k \binom{K}{k} [(1 - \varepsilon)\varepsilon^i]^k.$$

On the other hand, the number of interferers seen by a user that accesses the channel still follows a Poisson distribution of intensity  $G$ . Leaning on this, the proposition statement follows by removing the conditioning on  $I$ . ■

The compact expression in (7) provides useful design guidelines, quantifying the maximum  $G$  that can be supported on the uplink channel while guaranteeing a desired packet loss rate. More insights are provided by Fig. 4, which reports  $p_{ul}$  against the channel load. Different colours indicate the behaviour when 1, 2 and 4 receivers are available, with solid lines referring to an erasure rate  $\varepsilon = 0.1$  and dashed ones to the  $\varepsilon = 0.5$  case. As expected, good reliability levels from the single-user perspective are only achieved for low channel occupations. Remarkably, the availability of multiple relays triggers a dramatic improvement in this operating region, enabling delivery rates that would otherwise not be possible irrespective of the channel load. Indeed, when  $G \rightarrow 0$ , failures are mainly induced by fading events, and  $p_{ul}$  approaches  $\varepsilon^K$ , so that an additional receiver can lower the packet loss probability by up to a factor  $\varepsilon$ . The simple asymptotic expression for  $p_{ul}$  also pinpoints the detrimental role of higher erasure rates on the success rate experienced by a user in a lightly loaded system, well exemplified in the plot comparing the trends for  $\varepsilon = 0.1$  and  $\varepsilon = 0.5$ . When the channel gets more congested, instead, harsher  $\varepsilon$  values end up having a beneficial influence. In such conditions, in fact, higher erasure rates positively reduce the cardinality of the set of overlapping packets, potentially solving collisions and enabling retrieval of one data unit. The effect becomes dominating for large enough  $G$ , inducing the intersection of curves reported in Fig. 4 and buttressing the throughput trends discussed in Fig. 3.

#### IV. DOWNLINK PERFORMANCE LIMITS

Leaning on the uplink characterisation, we now tackle the task of efficiently delivering collected packets to the sink, under the constraint that no information exchange is allowed among receivers. We recall that relays share the error-free yet finite-bandwidth downlink resources via TDMA. Furthermore, we assume operations to be split in successive phases of duration  $T$ , each of which sees  $m_{ul}$  and  $m_{dl}$  slots elapse in the uplink and downlink, respectively.<sup>3</sup> Accordingly, the  $k$ -th relay observes the SA channel for  $T$  seconds, and then independently decides what to forward to the sink during the next phase over the slots

<sup>3</sup>In other words, system parameters are set so that  $m_{ul}T_{ul} = m_{dl}T_{dl} = T$ .

it was assigned. Following this notation, we define the downlink sum-rate  $R$  as the number of downlink transmissions allocated per uplink slot, given by  $R := T_{\text{ul}}/T_{\text{dl}} = m_{\text{dl}}/m_{\text{ul}}$ . In the same way, the downlink rate of relay  $k$  follows as  $R_k := z_k R$ , where  $z_k \in [0, 1]$  indicates the fraction of the  $m_{\text{dl}}$  transmission opportunities allotted to  $k$ , and  $\sum_{k=1}^K z_k = 1$ .

Within this framework, a pivotal aspect of proper design lies in how to dimension the receiver-to-sink channel. As a first step, we focus in this section on the asymptotic performance of the system, and allow an arbitrarily long observation period of the uplink (i.e.  $m_{\text{ul}} \rightarrow \infty$ ). Under this assumption, we aim at determining rates that enable the sink to retrieve the whole information content gathered by the set of receivers with high probability. A straightforward solution follows recalling that relays individually enjoy the average throughput of a SA channel. Thus, providing  $S_{\text{sa}}$  transmission opportunities per uplink slot to each of them (i.e.  $R = K S_{\text{sa}}$ ) indeed grants the sink to asymptotically get all the packets that were received. Such an allocation, however, is in general not efficient, since a data unit decoded by more than one relay will be delivered over the error-free downlink multiple times, entailing a waste of bandwidth. We are instead interested in determining the minimum downlink sum rate  $R^*$  to accomplish the task or, more formally, in

$$R^* := \min \{R \mid p_{\text{dl}} \rightarrow 0, m_{\text{ul}} \rightarrow \infty\}$$

where  $p_{\text{dl}}$  is the probability that a packet collected over the uplink cannot be decoded by the sink due to the downlink forwarding policy.

To characterise  $R^*$  we follow a two-step approach, first deriving a lower bound (Sec. IV-A) and then proving its achievability via a simple forwarding strategy based on random linear coding (RLC) (Sec. IV-B).

#### A. A lower bound on the minimum downlink sum-rate

The minimum amount of downlink resources needed for reliable data delivery to the sink can be derived leaning again on combinatorial techniques.

*Proposition 3:* For any  $\mathcal{J} \subseteq \mathcal{K}$  with cardinality  $|\mathcal{J}| = J$ , a set of rates  $\{R_k \mid k \in \mathcal{J}, p_{\text{dl}} \rightarrow 0\}$  have to satisfy

$$\sum_{k \in \mathcal{J}} R_k \geq S_{\text{ul}} - \omega(J, G, \varepsilon) \quad (8)$$

where the ancillary function  $\omega$  is defined as

$$\omega(J, G, \varepsilon) := \sum_{\ell=1}^{K-J} (-1)^{\ell-1} \binom{K-J}{\ell} G(1-\varepsilon)^\ell e^{-G(1-\varepsilon)^\ell}.$$

*Proof:* The argument follows the notation and approach introduced in the proof of Prop. 1. Let us then consider a subset of relays  $\mathcal{J} \subseteq \{1, \dots, K\}$ , and indicate by  $\bigcup_{k \in \mathcal{J}} \mathcal{A}_k$  the set of packets collected by them over the  $m_{\text{ul}}$  observed slots. In order to grant successful recovery at the sink, at least all data units that have been retrieved only by nodes in  $\mathcal{J}$  (and not by anyone else) have to be forwarded in the downlink. By the definition of downlink rates, this translates into

$$\sum_{k \in \mathcal{J}} m_{\text{ul}} R_k \geq \left| \bigcup_{k \in \mathcal{J}} \mathcal{A}_k \setminus \bigcup_{k \in \bar{\mathcal{J}}} \mathcal{A}_k \right| \quad (9)$$

where  $\bar{\mathcal{J}} := \mathcal{K} \setminus \mathcal{J}$ . If we now observe that

$$\bigcup_{k \in \mathcal{J}} \mathcal{A}_k \setminus \bigcup_{k \in \bar{\mathcal{J}}} \mathcal{A}_k = \bigcup_{k \in \mathcal{K}} \mathcal{A}_k \setminus \bigcup_{k \in \bar{\mathcal{J}}} \mathcal{A}_k$$

the inclusion-exclusion principle can be applied in its complementary form, to obtain

$$\begin{aligned} \left| \bigcup_{k \in \mathcal{J}} \mathcal{A}_k \setminus \bigcup_{k \in \bar{\mathcal{J}}} \mathcal{A}_k \right| &= \\ \left| \bigcup_{k \in \mathcal{K}} \mathcal{A}_k \right| - \sum_{\ell=1}^{K-|\bar{\mathcal{J}}|} (-1)^{\ell-1} \binom{K-|\bar{\mathcal{J}}|}{\ell} \left| \bigcap_{j \in \bar{\mathcal{J}}} \mathcal{A}_j \right|. \end{aligned} \quad (10)$$

As discussed within Prop. 1 for the simplification of (4), the cardinality of  $\bigcap_{j \in \bar{\mathcal{J}}} \mathcal{A}_j$  follows a geometric distribution with parameters  $(m_{\text{ul}}, \phi_{\bar{\mathcal{J}}})$ , with  $\phi_{\bar{\mathcal{J}}}$  given in (6). Plugging (10) into (9) and applying the law of large numbers leads to the statement formulation. Indeed, for  $m_{\text{ul}} \rightarrow \infty$ , the first addend in (10) – expressing the number of collected packets by the relay set – converges to  $m_{\text{ul}} S_{\text{ul}}$ , whereas the  $\ell$ -th term within the summation tends to  $(-1)^{\ell-1} m_{\text{ul}} \phi_{\bar{\mathcal{J}}}$ . ■

An application of the condition to the whole set of receivers (i.e. for  $\mathcal{J} = \mathcal{K}$ ) provides a compact characterisation of  $R^*$ , summarised by Lemma 1.

*Lemma 1:* The minimum downlink sum-rate is bounded from below as  $R^* \geq S_{\text{ul}}$ .

The result confirms the basic intuition that we need to grant in the downlink at least as many transmissions on average as the number of collected packets per slot in the uplink. Moreover, combined with (2), it provides for any  $(G, \varepsilon, K)$  tuple a simple system dimensioning tool. On the other hand, approaching the bound might not be trivial in general, as no form of information exchange among relays on the data set each of them has collected is permitted.

### B. Achievability via random linear coding

To prove that the bound derived in Sec. IV-A is indeed achievable, we consider a forwarding strategy based on RLC. To this aim, let us focus on relay  $k$ . Over any of the  $m_{\text{ul}}$  uplink slots,  $k$  either decodes the  $L$ -bit payload sent by a user or does not retrieve any information (due to a destructive collision, to erasures

of all packets, or to the absence of any active transmitter). We thus describe the set of observations at the receiver via the  $(m_{\text{ul}} \times 1)$  vector  $\mathbf{w}_k$  of elements in  $\mathbb{F}_q \cup e$ , where  $\mathbb{F}_q$  is a finite extension field of order  $q = 2^L$  and  $e$  accounts for the event of no decoding. Transmission opportunities in the downlink are in turn used by  $k$  to send linear combinations of what collected. Specifically, the relay generates an  $(m_{\text{ul}}R_k \times m_{\text{ul}})$  coefficient matrix  $\mathbf{G}_k$ , whose  $m$ -th column is all-zero if  $e$  was observed over slot  $m$ , and composed of elements drawn uniformly at random from  $\mathbb{F}_q$  otherwise. The  $m_{\text{ul}}R_k$  packets to be forwarded are then obtained as  $\mathbf{v}_k = \mathbf{G}_k \mathbf{w}_k$ .<sup>4</sup> Combinations sent by all receivers are correctly delivered over the error-free downlink connections, leading to a system of  $m_{\text{ul}}R$  equations in the form:

$$\underbrace{\begin{pmatrix} \mathbf{v}_1 \\ \mathbf{v}_2 \\ \vdots \\ \mathbf{v}_K \end{pmatrix}}_{\mathbf{v}} = \underbrace{\begin{pmatrix} \mathbf{G}_1 & 0 & \dots & 0 \\ 0 & \mathbf{G}_2 & \dots & 0 \\ 0 & 0 & \ddots & 0 \\ 0 & 0 & \dots & \mathbf{G}_K \end{pmatrix}}_{\mathbf{G}} \underbrace{\begin{pmatrix} \mathbf{w}_1 \\ \mathbf{w}_2 \\ \vdots \\ \mathbf{w}_K \end{pmatrix}}_{\mathbf{w}} \quad (11)$$

where  $\mathbf{v}$  and  $\mathbf{w}$  are  $(m_{\text{ul}}R \times 1)$  and  $(m_{\text{ul}}K \times 1)$  column vectors, respectively, while  $\mathbf{G}$  is a  $(m_{\text{ul}}R \times m_{\text{ul}}K)$  matrix. Solving (11), packets originally transmitted by the user population can eventually be gathered at the sink. Remarkably, this simple and uncoordinated approach makes it possible to deliver the whole uplink throughput using the minimum amount of downlink resources, as we prove below:

*Proposition 4:* For any set of downlink rates  $\{R_k \mid k \in \mathcal{K}\}$  satisfying (8), the discussed RLC forwarding strategy enables retrieval at the sink of all packets collected by the set of receivers with high probability as  $m_{\text{ul}} \rightarrow \infty$ .

*Proof:* We start by observing that the system of equation in (11) may contain redundant components. Indeed, all elements of  $\mathbf{w}$  equal to  $e$  do not contribute to information retrieval, reporting the outcome of slots without successful decoding. Moreover, due to the lack of communication among relays, some elements of  $\mathbf{w}$  may be identical, identifying packets decoded by more than one receiver. Let us therefore indicate by  $\mathbf{v} = \tilde{\mathbf{G}}\tilde{\mathbf{w}}$  a reduced version of the original system, where columns of from  $\mathbf{G}$  are removed (if corresponding to erasures) or linearly combined (if corresponding to duplicate packets), and  $\tilde{\mathbf{w}}$  contains only the  $|\bigcup_{k=1}^K \mathcal{A}_k|$  distinct received packets and no  $e$  symbols.

The entries in  $\tilde{\mathbf{w}}$  can be partitioned into the  $2^K - 1$  vectors  $\tilde{\mathbf{w}}_{\mathcal{J}}$ , one for every non-empty set  $\mathcal{J} \subseteq \mathcal{K}$ . Each  $\tilde{\mathbf{w}}_{\mathcal{J}}$  contains all packets that have been received *only* by relays in  $\mathcal{J}$ , i.e. the set

<sup>4</sup>Coefficients used for generating linear combinations are also available at the sink for decoding. This can be achieved by having the relay piggyback them in the packet header (adding overhead), or by generating the matrix  $\mathbf{G}_k$  according to some previously agreed pseudo-random sequence known both at the receiver and the sink.

$\mathcal{U}_{\mathcal{J}} := \bigcap_{k \in \mathcal{J}} \mathcal{A}_k \setminus \bigcup_{k \in \overline{\mathcal{J}}} \mathcal{A}_k$ . Leaning on this, the columns in  $\tilde{\mathbf{G}}$  and the rows in  $\tilde{\mathbf{w}}$  can be permuted to obtain

$$\mathbf{v}_k = \tilde{\mathbf{G}}_k \tilde{\mathbf{w}} := \sum_{\mathcal{J} \subseteq \mathcal{K}} \tilde{\mathbf{G}}_{k,\mathcal{J}} \tilde{\mathbf{w}}_{\mathcal{J}}, \quad \forall k = 1, \dots, K$$

where the  $(m_{\text{ul}} R_k \times |\mathcal{U}_{\mathcal{J}}|)$  submatrix  $\tilde{\mathbf{G}}_{k,\mathcal{J}}$  contains only elements from  $\mathbb{F}_q$  if  $k \in \mathcal{J}$  and is all-zero otherwise. An example of the simplified system structure for the  $K = 2$  case is shown in (12) at the bottom of the page.

Let us now focus on the downlink transmissions performed by relays in a subset  $\mathcal{J}$ . The variables involved only in the corresponding  $m_{\text{ul}} \sum_{k \in \mathcal{J}} R_k$  equations are those grouped in the vectors  $\tilde{\mathbf{w}}_{\mathcal{L}}, \forall \mathcal{L} \subseteq \mathcal{J}$ . A necessary condition for decoding is that the number of equations be larger than or equal to the number of unknowns, i.e.

$$m_{\text{ul}} \sum_{k \in \mathcal{J}} R_k \geq \sum_{\mathcal{L} \subseteq \mathcal{J}} |\mathcal{U}_{\mathcal{L}}| = \left| \bigcup_{k \in \mathcal{J}} \mathcal{A}_k \setminus \bigcup_{k \in \overline{\mathcal{J}}} \mathcal{A}_k \right|$$

where the rightmost equality is proven in App. A. Recalling the proof of Prop. 3, the requirement is met for any rate allocation satisfying (8) when  $m_{\text{ul}} \rightarrow \infty$ . Indicate now as  $\tilde{\mathbf{G}}_{\mathcal{J}}$  the  $(m_{\text{ul}} \sum_{k \in \mathcal{J}} R_k)$ -row submatrix of  $\tilde{\mathbf{G}}$  obtained considering only  $\tilde{\mathbf{G}}_k, k \in \mathcal{J}$ . A sufficient condition to retrieve all unknowns in  $\tilde{\mathbf{w}}_{\mathcal{J}}$  is for  $\tilde{\mathbf{G}}_{\mathcal{J}}$  to have rank  $\sum_{\mathcal{L} \subseteq \mathcal{J}} |\mathcal{U}_{\mathcal{L}}|$ . Denote the set of indices of non-zero columns of matrix  $\tilde{\mathbf{G}}_k$  as the support of  $\tilde{\mathbf{G}}_k$ . By construction, a row of  $\tilde{\mathbf{G}}_k$  has a different support than a row of  $\tilde{\mathbf{G}}_j$ , for  $k \neq j$ . These rows are thus linearly independent. On the other hand, since all nonzero elements are randomly drawn from  $\mathbb{F}_q$ , the probability of linear dependence among rows of a submatrix  $\tilde{\mathbf{G}}_k$  can be made arbitrarily small by picking a large enough  $q$  [33], granting the sufficient rank. The packets collected over the uplink by any subset of relays  $\mathcal{J}$  can then be retrieved at the sink. Applying the result for  $\mathcal{J} = \mathcal{K}$  proves the statement. ■

## V. DOWNLINK PERFORMANCE: ANALYSIS OF SOME PRACTICAL FORWARDING POLICIES

As clarified in Sec. IV, a RLC forwarding strategy can deliver to the sink with high probability all information collected over the uplink resorting to the minimum amount of resources. When brought to

---


$$\begin{pmatrix} v_1 \\ v_2 \end{pmatrix} = \begin{pmatrix} \tilde{\mathbf{G}}_1 \\ \tilde{\mathbf{G}}_2 \end{pmatrix} \tilde{\mathbf{w}} = \begin{pmatrix} \tilde{\mathbf{G}}_{1,\{1\}} & \mathbf{0} & \tilde{\mathbf{G}}_{1,\{1,2\}} \\ \mathbf{0} & \tilde{\mathbf{G}}_{2,\{2\}} & \tilde{\mathbf{G}}_{2,\{1,2\}} \end{pmatrix} \begin{pmatrix} \tilde{\mathbf{w}}_{\{1\}} \\ \tilde{\mathbf{w}}_{\{2\}} \\ \tilde{\mathbf{w}}_{\{1,2\}} \end{pmatrix} \quad (12)$$

implementation, however, this approach incurs drawbacks that partly counterbalance its benefits. In fact, an increased complexity is triggered both at the relays and at the sink to generate and process linear combinations of data units. Moreover, an efficiency cost in terms of bandwidth arises if coefficients employed to encode the transmitted data units are piggybacked onto packet headers. Both aspects may become critical when the uplink is observed over a long time interval prior to triggering downlink transmissions, a necessary condition for RLC to be effective. From this standpoint, the definition of simpler strategies becomes relevant to unleash the potential of receiver diversity in practical settings.

Let us then assume that no packet-level coding across collected data units is possible. Recalling that the uplink channel is fed via SA, as soon as  $R_k < S_{sa}$ , the downlink resources available to receiver  $k$  are not sufficient on average to forward all packets it retrieves. The relay has then to selectively decide which units to place on the downlink channel. This condition is epitomised by a policy in which, upon decoding a packet, the receiver may either drop it or enqueue it for later transmission. In general, the decision can be made considering side-information on the state of the uplink channel, leading to the following definition which will serve as reference for our discussion:

*Definition: simplified forwarding policy (SFP).* Let  $\{\mathcal{E}_j\}$  be a  $(Q + 1)$ -element partition of  $\mathbb{N}$ . A SFP associates to each relay  $k \in \mathcal{K}$  a vector  $\chi_k = [\chi_{k,1}, \dots, \chi_{k,Q+1}]$  with elements in the interval  $[0, 1]$ , representing enqueueing probabilities. For an uplink slot of interest, denote by  $u \in \mathcal{E}_j$  the number of packets transmitted by the users. If  $k$  decodes one of them, it discards the packet with probability  $1 - \chi_{k,j}$ , or enqueues it in a FIFO buffer with probability  $\chi_{k,j}$  for subsequent downlink transmission.

Based on this definition, receiver  $k$  can be modelled as an infinite queue with average arrival rate

$$a_k := \sum_{j=1}^{Q+1} \sum_{u \in \mathcal{E}_j} \frac{G^u e^{-G}}{u!} u (1 - \varepsilon) \varepsilon^{u-1} \cdot \chi_{k,j} \quad (13)$$

with  $a_k = S_{sa}$  when no packet is dropped, i.e. for  $\chi_{k,j} = 1, \forall j$ . We then restrict our study to downlink dimensionings that ensure all enqueued data units to be delivered to the sink, considering rate allocations in the form  $R_k = a_k$ .<sup>5</sup>

As opposed to RLC-based schemes, such strategies do not entail any complexity in terms of packet-level coding, offering a viable alternative for the downlink. However, they are inherently not able to ensure delivery of all decoded data units as soon as some  $\chi_{k,j} < 1$ , since a packet may be discarded by every relay that retrieved it. To further investigate this tradeoff we consider and study two classes of SFP for the  $K = 2$  case, optimising the probability vectors  $\chi_k$  so as to maximise information delivered to the

<sup>5</sup>Strictly speaking, buffers are stable for any rate  $R_k > a_k$ . Results shall then be interpreted as a downlink dimensioning  $R_k = a_k + \delta, \delta \rightarrow 0$ .



sink for a given sum-rate  $R$ . Performance is evaluated by means of the downlink throughput  $S_{dl}$ , defined as the average number of user-generated packets that are retrieved at the relays and eventually reach the sink per uplink slot. Moreover, to gauge the effectiveness of different forwarding policies, we compare their performance to the one of a reference benchmark, given by the maximum achievable downlink throughput for a given rate allocation

$$\bar{S}_{dl}(R) = \sup\{S_{dl} \mid R, p_{dl} \rightarrow 0\}$$

where  $p_{dl}$  indicates the probability for a packet collected over the uplink *and enqueued* at relays not to be retrieved at the sink. Leaning on the results of Sec. IV, we get:

*Corollary 1:* The maximum achievable downlink throughput of the system for  $K = 2$  satisfies:

$$\bar{S}_{dl}(R) = \begin{cases} R & \text{for } R < S_{ul} \\ S_{ul} & \text{for } R \geq S_{ul} \end{cases} \quad (14)$$

*Proof:* For  $R \geq S_{ul}$ , the result is simply a reformulation of Prop. 3 and 4 when  $K = 2$ . Conversely, let  $\beta = R/S_{ul} < 1$ , and assume that each relay drops a packet received over the uplink with probability  $1 - \beta$ . It follows that the average number of collected data units evaluates to  $\beta S_{ul}$ , so that the downlink phase is equivalent to the one of a system serving an uplink throughput of  $R$  packets per slot. The propositions of Sec. IV apply to the scaled downlink, proving the result. ■

#### A. Uplink-channel agnostic simplified forwarding policies

We first consider the simplest case in which relays have no side-information on the uplink channel state, and buffering decisions are made irrespective of the number of packets that were transmitted over the slot. Based on the definition of a SFP, the setup corresponds to  $Q = 0$ ,  $\{\mathcal{E}_j\} = \mathcal{E}_1 = \mathbb{N}$ , and the downlink phase of this *uplink-agnostic* strategy is completely specified by the pair  $(\chi_1, \chi_2)$ .<sup>6</sup> The average number of transmissions in the downlink follows from (13) as  $R = (\chi_1 + \chi_2) S_{sa}$ . Moreover, since all buffered data units are delivered to the sink,  $S_{dl}$  can be computed as the average number of *distinct* packets (i.e. counting duplicates only once) that are enqueued by the set of relays per uplink slot. Simple combinatorial arguments reveal that the probability of having the same information unit enqueued by both receivers conditioned on having  $u$  users transmitting is given by  $\chi_1 \chi_2 u (1 - \varepsilon)^2 \varepsilon^{2(u-1)}$ . Averaging over the Poisson traffic distribution leads to

$$S_{dl} = R - \chi_1 \chi_2 G (1 - \varepsilon)^2 e^{-G(1-\varepsilon^2)}. \quad (15)$$

<sup>6</sup>We omit the subscripts in  $\chi_{1,1}$  and  $\chi_{2,1}$  for the sake of readability.

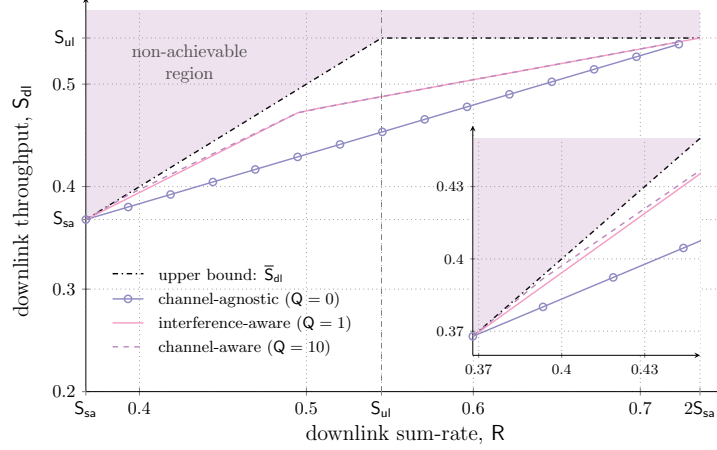


Fig. 5. Downlink throughput  $S_{dl}$  vs. downlink sum-rate  $R$  for different simplified forwarding policies.  $\varepsilon = 0.3$ ,  $G = 1/(1 - \varepsilon)$ .

The channel-agnostic SFP can then be optimised by setting  $(\chi_1, \chi_2)$  to maximise  $S_{dl}$ . To this aim we observe that, for any  $R$ , the maximum throughput  $S_{dl}^*$  is achieved when the loss factor expressed by the second addend in (15) is minimum. In other words, given an uplink configuration  $(G, \varepsilon)$ , we are interested in minimising the product  $\chi_1 \chi_2$  under the constraint  $\chi_1 + \chi_2 \leq R/S_{sa}$ . The general solution is provided in App. B. From it, we infer the optimal settings  $\chi_1^* = 1$ ,  $\chi_2^* = R/S_{sa} - 1$ , leading to

$$S_{dl}^* = R \left( 1 - (1 - \varepsilon) e^{-G\varepsilon(1-\varepsilon)} \right) + G(1 - \varepsilon)^2 e^{-G(1-\varepsilon^2)}$$

The obtained performance is summarised in Fig. 5, where the circle-marker line captures  $S_{dl}^*$  given the available sum-rate  $R$  in the exemplary case  $\varepsilon = 0.3$ ,  $G = 1/(1 - \varepsilon)$ . The plot also reports (black dash-dotted line) the maximum achievable downlink throughput  $\bar{S}_{dl}(R)$  in (14), which divides the plane in two regions and pinpoints values that can be aimed for. As expected, when each relay gets at least  $S_{sa}$  transmission opportunities per uplink slot, i.e.  $R \geq 2S_{sa}$ ,  $S_{dl} = S_{ul}$ . On the other hand, the low-complexity of the SFP is traded off for a larger downlink dimensioning. Indeed, the additional  $2S_{sa} - S_{dl} = G(1 - \varepsilon)^2 e^{-G(1-\varepsilon^2)}$  resources needed to deliver all collected traffic to the sink in comparison to the RLC-based approach stem from the possibility of having both relays transmit the same packet. Recalling the discussion of Sec. III, the cost increases for smaller erasure rates, due to the more correlated decoding patterns experienced by the receivers.

It is also interesting to point out that, for lower values of  $R$ , the optimal allocation  $(\chi_1^*, \chi_2^*)$  foresees one of the two relays to always forward all its incoming packets ( $R_1 = S_{sa}$ ), triggering only partially the

contribution of its fellow to limit inefficient transmissions of duplicate data units. From this standpoint, the policy represents a smart way to seamlessly take advantage of diversity in already deployed systems, as a single-relay scenario can be upgraded by plugging in an additional node and by incrementally allocating to it downlink bandwidth, without any change to the forwarding policy of the original receiver.

### B. Uplink channel aware simplified forwarding policies

Let us now focus on policies that foresee relays make an educated choice on whether to drop or enqueue a data unit, based on the observation of what happened on the uplink channel. The intuition suggests that it is more likely for a packet to be retrieved by both receivers if it was the only one sent over the slot of interest, whereas the presence of several information units in an uplink slot reduces the chance for one of them to be decoded twice. A reasonable approach is then to tune the buffering probability accordingly, to prevent duplicate transmissions in the downlink.

1) *Interference-aware simplified forwarding policies:* Consider first the simple case in which each collector bases its decision on whether the retrieved packet was the only one on the channel (i.e. absence of interference) or whether more than one user accessed the uplink channel over that slot (i.e. presence of interference). Note that, while this policy may appear elusive under the abstraction of on-off fading (no incoming power detected when a packet is erased), it turns out to be of high relevance in practical systems. Indeed, a data unit can often be decoded even in the event of a collision (e.g. by leveraging the capture effect [31]), and detecting the presence or absence of interference can rather easily be accomplished checking the noise level that affects the reception of the retrieved data unit.

Following the definition of SFP, the case corresponds to having  $Q = 1$ ,  $\mathcal{E}_1 = \{1\}$  and  $\mathcal{E}_2 = \mathbb{N} \setminus \{1\}$ . In turn, the sum-rate can be expressed as

$$R = (\chi_{1,1} + \chi_{2,1}) G(1 - \varepsilon) e^{-G} + (\chi_{1,2} + \chi_{2,2}) \sum_{u=2}^{\infty} \frac{G^u e^{-G}}{u!} u (1 - \varepsilon) \varepsilon^{u-1}$$

where the first addend accounts for the case in which no interference was detected, whereas the summation considers all the situations in which at least one interfering packet affected the reception. As done for the channel-agnostic policy, we can compute the probability that a data unit is forwarded twice towards the sink, to obtain the downlink throughput

$$S_{dl} = R - \chi_{1,1} \chi_{2,1} G(1 - \varepsilon)^2 e^{-G} - \chi_{1,2} \chi_{2,2} \sum_{u=2}^{\infty} \frac{G^u e^{-G}}{u!} u (1 - \varepsilon)^2 \varepsilon^{2(u-1)}. \quad (16)$$

After simple manipulations on (16), we can write the tackled optimisation problem as

$$\begin{aligned} & \text{maximise} \quad S_{\text{dl}} = R - \Upsilon \cdot \chi_{1,1}\chi_{2,1} - \Psi \cdot \chi_{1,2}\chi_{2,2} \\ & \text{s.t.} \quad R = \Delta \cdot (\chi_{1,1} + \chi_{2,1}) + \Theta \cdot (\chi_{1,2} + \chi_{2,2}) \end{aligned} \quad (17)$$

where  $\Upsilon := G(1 - \varepsilon)^2 e^{-G}$ ,  $\Psi := G(1 - \varepsilon)^2 e^{-G}(e^{G\varepsilon^2} - 1)$ ,  $\Delta := G(1 - \varepsilon)e^{-G}$ , and  $\Theta := G(1 - \varepsilon)e^{-G}(e^{G\varepsilon} - 1)$ .

The solution is offered by the following result, whose proof is reported in App. C:

*Proposition 5:* Let  $\mathcal{R}_1 = \{R \mid R \in [S_{\text{sa}}, \Delta + 2\Theta)\}$  and  $\mathcal{R}_2 = \{R \mid R \in [\Delta + 2\Theta, 2S_{\text{sa}}]\}$ . The maximum downlink throughput for the proposed interference-aware SFP is

$$S_{\text{dl}}^* = \begin{cases} R(1 - \Psi/\Theta) + \Psi S_{\text{sa}}/\Theta & \text{for } R \in \mathcal{R}_1 \\ R(1 - \Upsilon/\Delta) + \Upsilon(S_{\text{sa}} + \Theta)/\Delta - \Psi & \text{for } R \in \mathcal{R}_2 \end{cases} \quad (18)$$

For  $R \in \mathcal{R}_1$ , the solution is obtained by setting  $\chi_1^* = [1, 1]$  and  $\chi_2^* = [0, (R - S_{\text{sa}})/\Theta]$ . Conversely, for  $R \in \mathcal{R}_2$ , the optimal working point is achieved for  $\chi_1^* = [1, 1]$ , and  $\chi_2^* = [(R - S_{\text{sa}} - \Theta)/\Delta, 1]$ .

The resulting performance is once again reported in Fig. 5 (solid line). In accordance to (18), the plot highlights two regions, both exhibiting a linear dependence of  $S_{\text{dl}}^*$  on  $R$ . In particular, when the overall downlink rate is lower than  $\Delta + 2\Theta$ , the optimal allocation consists in having relay 1 forward all the incoming traffic, whereas its fellow only delivers packets that were decoded in the uplink in the presence of interference. This confirms the intuition that data units collected when the SA channel was accessed by more than one user bring a higher reward in terms of downlink throughput. On the other hand, when enough resources in the downlink are available for relay 2 to deliver all such packets, the policy naturally enables it to gradually enqueue and transmit also information units collected in the absence of interference. The higher probability for them to be duplicates of what forwarded by receiver 1 is reflected in the lower slope of the throughput curve in the rightmost region.

The figure clearly stresses the remarkable improvement unleashed by taking into account even partial information on the state of the uplink channel, proving how simple strategies can indeed provide performance that are not too far from the bound represented by RLC. From this standpoint, two remarks are in order. In the first place, we notice that the switching point between  $\mathcal{R}_1$  and  $\mathcal{R}_2$  can be expressed as  $\Delta + 2\Theta = 2S_{\text{sa}} - G(1 - \varepsilon)e^{-G}$ . Thus, for a given  $G$ , higher erasure rates result in an extension of the region with higher throughput slope, further reducing the gap of the interference-aware SFP with respect to  $\bar{S}_{\text{dl}}$ . This trend highlights once more how stronger uncorrelation over the sets of decoded packets at the two relays may further benefit the class of proposed downlink strategies. Secondly, while interference detection represents a practically viable basis to tune the buffering probabilities, the question on how more detailed side-information would impact the performance naturally arises.

2) *SFP with complete channel awareness*: To tackle this, consider the ideal case in which both relays seamlessly and perfectly know how many packets were concurrently transmitted over an uplink slot. Under this hypothesis, we study a SFP with  $\mathcal{E}_j = \{j\}$ ,  $j = 1, \dots, Q$  and  $\mathcal{E}_{Q+1} = \mathbb{N} \setminus \{1, \dots, Q\}$ . The combinatorial approach followed so far can be employed to evaluate the buffer arrival rates  $R_i$  and the downlink throughput. After simple calculations, we get

$$\begin{aligned} R &= \sum_{j=1}^{Q+1} \Delta_j (\chi_{1,j} + \chi_{2,j}) \\ S_{dl} &= R - \sum_{j=1}^{Q+1} \Theta_j \chi_{1,j} \chi_{2,j} \end{aligned} \quad (19)$$

where the coefficients  $\Delta_j$  and  $\Theta_j$ ,  $j = 1, \dots, Q + 1$  are in (20) at the bottom of the page and  $\gamma(s, x) = \int_0^x t^{s-1} e^{-t} dt$  is the lower incomplete gamma function.

Starting from (19), an optimisation problem analogous to the one in (17) can be stated, aiming at the buffering probabilities that maximise the downlink throughput for a given rate  $R$ . For arbitrary and potentially large values of  $Q$ , however, an analytical solution is elusive. We thus follow a different approach, and conjecture that the idea underpinning the optimal working point for  $Q = 1$  derived in Prop. 5 extends to any value of  $Q$ . More specifically, for the rate-region of interest, we let relay 1 enqueue and forward all the received packets, setting  $\chi_{1,j} = 1$ ,  $\forall j$ . On the other hand, when  $R > S_{sa}$ , the second relay starts by buffering only the data units it receives that are less likely to have been decoded by its fellow as well. This maps to  $\chi_{2,j} = 0$  for  $j \leq Q$ , while  $\chi_{2,Q+1}$  grows linearly with the downlink rate. Eventually,  $\chi_{2,Q+1}$  saturates to 1 when  $R = S_{sa} + \Delta_{Q+1} = S_{sa} [1 + \gamma(Q, G\varepsilon)/(Q-1)!]$ . After this point, additional resources allocated to relay 2 will be used to store and forward packets received over slots accessed by  $Q$  users in the uplink. Following the same reasoning,  $\chi_{2,Q}$  is then linearly increased until it reaches one, i.e. for  $R = S_{sa} + \Delta_{Q+1} + \Delta_Q$ . Iterating this approach,  $Q + 1$  rate regions can be identified, where the second receiver is progressively allowed to deliver information units which are more likely to be duplicates of what forwarded by its fellow. More formally, we state the following:

*Conjecture 1*: For a channel aware SFP, let the rate values  $r_{Q+1} < \dots < r_1$  be defined as  $r_{Q+1} =$

---


$$\begin{aligned} \Delta_i &= G(1 - \varepsilon)e^{-G} \cdot \frac{(G\varepsilon)^{i-1}}{(i-1)!}, \quad 1 \leq i \leq Q & \Delta_{Q+1} &= S_{sa} \gamma(Q, G\varepsilon)/(Q-1)! \\ \Theta_i &= G(1 - \varepsilon)^2 e^{-G} \cdot \frac{(G\varepsilon^2)^{i-1}}{(i-1)!}, \quad 1 \leq i \leq Q & \Theta_{Q+1} &= G(1 - \varepsilon)^2 e^{-G(1-\varepsilon^2)} \gamma(Q, G\varepsilon^2)/(Q-1)! \end{aligned} \quad (20)$$

$S_{\text{sa}} [1 + \gamma(Q, G\varepsilon)/(Q-1)!]$  and

$$r_i = S_{\text{sa}} \left( 1 + \frac{\gamma(i, G\varepsilon) - e^{-G\varepsilon}(G\varepsilon)^{i-1}}{(i-1)!} \right), \quad 1 \leq i \leq Q.$$

Accordingly, introduce the  $Q+1$  disjoint downlink rate regions  $\mathcal{R}_{Q+1} = \{R \in [S_{\text{sa}}, r_{Q+1})\}$ ,  $\mathcal{R}_i = \{R \in [r_{i+1}, r_i)\}$ ,  $1 \leq i \leq Q$ . We conjecture that, for any  $R \in \mathcal{R}_n$ ,  $n \in \{1, \dots, Q+1\}$ , the buffering probabilities maximising the downlink throughput are  $\chi_{1,j}^* = 1$ ,  $\forall j$ , and

$$\chi_{2,j}^* = \begin{cases} 1 & n < j \leq Q+1 \\ \left( R - S_{\text{sa}} - \sum_{i=n+1}^{Q+1} \Delta_i \right) / \Delta_n & j = n \\ 0 & j < n \end{cases} \quad (21)$$

Under this choice, letting  $\Lambda_i := \Theta_i / \Delta_i$ , we have

$$S_{\text{dl}}^* = \begin{cases} (1 - \Lambda_{Q+1}) R + S_{\text{sa}} \Lambda_{Q+1} & R \in \mathcal{R}_{Q+1} \\ (1 - \Lambda_i) R + [1 + \gamma(i, G\varepsilon)/(i-1)!] S_{\text{sa}} \Lambda_i & R \in \mathcal{R}_{i \leq Q} \\ -G(1 - \varepsilon)^2 e^{-G(1-\varepsilon^2)} \gamma(i, G\varepsilon^2)/(i-1)! & \end{cases} \quad (22)$$

The derivation of (22), although not reported here due to space constraints, follows directly by some manipulation after plugging the probability values of (21) into (19). The accuracy of the conjecture has been verified by means of constrained numerical optimisation techniques applied to (19) for a variety of uplink configurations  $(G, \varepsilon)$ , always obtaining values in excellent agreement with the presented analytical expressions. Leaning on this result, we report in Fig. 5 the achievable throughput against the downlink rate when a very accurate knowledge of the uplink channel conditions in terms of size of the collision sets is available at relays, i.e.  $Q = 10$  (dashed line). An inspection of the  $r_i$  introduced in the conjecture reveals how the starting point of the rightmost region  $\mathcal{R}_1$  (and the downlink throughput achieved therein) does not vary with  $Q$ . Increasing the level of channel knowledge, thus, leads to a larger number of smaller partitions of  $S_{\text{sa}} \leq R \leq R_1^*$ . On the other hand, such leftmost regions are precisely the ones characterised by a stronger slope of the throughput curve, earned leveraging additional side information. The combination of the two effects significantly curbs the benefits brought by a more accurate knowledge of the number of users accessing the uplink channel. This is clearly highlighted in the plot, where the  $Q = 10$  curve exhibits a trend which is very close to the one of its  $Q = 1$  counterpart, with a limited gain only in the downlink rate region which is in fact of less interest for multi-receiver systems (i.e., when the total available rate is slightly larger than the one necessary to collect the traffic of a single relay). Such a result is remarkable, and suggests how a simple and practically viable strategy which makes forwarding decisions only based on interference detection can indeed reap a noticeable fraction

of the downlink throughput achievable by means of a large family SFP, offering performance not too far away from the ones of RLC.

## VI. IMPACT OF FINITE BUFFER SIZE ON DOWNLINK STRATEGIES

The downlink study carried out in the previous sections relies on having infinite-size queues available at the relays. Besides being paramount for analytical tractability, this common modelling assumption is key to many reported results. Indeed, the RLC ability to deliver all collected information using the minimum downlink rate requires relays to buffer received packets for an asymptotically long interval, prior to efficiently encoding them. Similarly, the eventual transmission towards the sink of all enqueued data units that characterised SFPs only holds if no overflow condition can arise.

However, in many practical settings, constraints in terms of hardware memory or application-driven latency may dictate the use of short buffers, departing from the modelling approach tackled so far. To further understand the effectiveness of the proposed downlink policies, we thus complement our investigation relaxing the assumption of unbounded relay queues, with focus on the  $K = 2$  case.

### *A. Random linear coding with finite-size buffers*

Let us consider initially the RLC approach, and assume that receivers equipped with a buffer of size  $m_{ul}$  listen to the uplink channel for  $m_{ul}$  slots. At the end of the observation period, the two relays generate respectively  $v_1 := m_{ul}R_1$  and  $v_2 := m_{ul}R_2$  linear combinations over  $\mathbb{F}_q$  of what collected, and forward them over the downlink. Following the methodology and notation presented in Sec. IV-B, the sink can then obtain the reduced system of linear equations reported in (12). For the sake of clarity, we recall that  $\tilde{\mathbf{G}}_{1,\{1\}}$  is the  $(v_1 \times w_1)$  matrix with elements in  $\mathbb{F}_q$  collecting the coefficients applied to linear combinations involving the  $w_1$  packets decoded by relay 1 only. Likewise, the  $(v_2 \times w_2)$  matrix  $\tilde{\mathbf{G}}_{2,\{2\}}$  weighs the  $w_2$  data units received solely by relay 2. Finally, the  $(v_1 \times w_{1,2})$   $\tilde{\mathbf{G}}_{1,\{1,2\}}$  and  $(v_2 \times w_{1,2})$   $\tilde{\mathbf{G}}_{2,\{1,2\}}$  matrices group coefficients of the first and second receiver involving the  $w_{1,2}$  packets decoded by both.

In order to compute the number of information units retrieved at the sink, Gauss-Jordan elimination is applied. After some line and column reordering, the procedure leads to a useful reformulation of the coefficient matrix as

$$\tilde{\mathbf{G}}' = \begin{matrix} & \begin{matrix} n_1 & n_2 & n_{1,2} \end{matrix} & \begin{matrix} h_1 & h_2 & h_{1,2} \end{matrix} \\ \begin{matrix} n_1 \\ n_2 \\ n_{1,2} \end{matrix} & \left( \begin{array}{ccc|ccc} \mathbf{I}_{n_1} & \mathbf{0} & \mathbf{0} & \mathbf{A} & \mathbf{0} & \mathbf{U}_1 \\ \mathbf{0} & \mathbf{I}_{n_2} & \mathbf{0} & \mathbf{0} & \mathbf{B} & \mathbf{U}_2 \\ \mathbf{0} & \mathbf{0} & \mathbf{I}_{n_{1,2}} & \mathbf{0} & \mathbf{0} & \mathbf{L} \\ \hline \mathbf{0} & \mathbf{0} & \mathbf{0} & \mathbf{0} & \mathbf{0} & \mathbf{0} \end{array} \right) \end{matrix}.$$

Here,  $\mathbf{I}_x$  refers to the identity matrix of size  $x$ , while  $n_1, n_2$  represent the rank of the matrices  $\tilde{\mathbf{G}}_{1,\{1\}}$  and  $\tilde{\mathbf{G}}_{2,\{2\}}$ . For ease of compactness, let us furthermore denote  $h_1 := w_1 - n_1$ ,  $h_2 := w_2 - n_2$  and  $h_{1,2} := w_{1,2} - n_{1,2}$ . Following this notation,  $\mathbf{A}$  and  $\mathbf{B}$  have size  $(n_1 \times h_1)$  and  $(n_2 \times h_2)$  respectively, and collect all non-zero elements left after Gauss-Jordan elimination on the matrices  $\tilde{\mathbf{G}}_{1,\{1\}}$  and  $\tilde{\mathbf{G}}_{2,\{2\}}$ . In turn, sub-matrices  $\mathbf{U}_1$  and  $\mathbf{U}_2$  are of dimension  $(n_2 \times h_{1,2})$  and  $(n_1 \times h_{1,2})$ . Finally,  $\mathbf{L}$  is a  $(n_{1,2} \times h_{1,2})$  matrix, where  $n_{1,2} \leq [(v_1 + v_2) - (n_1 + n_2)]$ . Clearly, all the introduced sizes are stochastic quantities, as they depend on the reception patterns experienced at the relays over the  $m_{\text{ul}}$  uplink slots as well as on the generated linear combinations.

Let now  $d_1 \leq w_1$ ,  $d_2 \leq w_2$  and  $d_{1,2} \leq w_{1,2}$  be the number of data units obtained by the sink that were originally decoded in the uplink only by relay 1, only by relay 2 and by both of them, respectively. Indicating as  $D_1$ ,  $D_2$  and  $D_{1,2}$  the corresponding random variables, the downlink throughput can be expressed as

$$S_{\text{dl}} = \frac{1}{m_{\text{ul}}} (\mathbb{E}[D_1] + \mathbb{E}[D_2] + \mathbb{E}[D_{1,2}]). \quad (23)$$

Let us focus initially on data units that were only available at relay 1, restricting our attention to the first  $n_1$  rows of the coefficient matrix. After the performed Gauss-Jordan elimination, the sink can retrieve one such packet only if a single non-zero component appears in a row of  $\tilde{\mathbf{G}}'$ , i.e. if all the elements in the corresponding rows of  $\mathbf{A}$  and  $\mathbf{U}_1$  are null. For a specific realisation of the coefficient matrix, the probability of such event can be approximated as  $q^{-(h_1+h_{1,2})}$ , leading to a binomial distribution for  $D_1$  with parameters  $(n_1, q^{-(h_1+h_{1,2})})$ . A similar reasoning can be applied to packets only available at relay 2 and at both receivers, obtaining that, conditioned on the realisation of  $\tilde{\mathbf{G}}'$ ,  $D_2 \sim \text{Bin}(n_2, q^{-(h_2+h_{1,2})})$  and  $D_{1,2} \sim \text{Bin}(n_{1,2}, q^{-h_{1,2}})$ .



Leaning on this, by the law of total expectation (23) can be approximated as

$$\begin{aligned}
 S_{\text{dl}} \simeq \frac{1}{m_{\text{ul}}} \sum_{\substack{w_1, w_2, w_{1,2} \\ n_1, n_2, n_{1,2}}} & \left( \frac{n_1}{q^{(h_1+h_{1,2})}} + \frac{n_2}{q^{(h_2+h_{1,2})}} + \frac{n_{1,2}}{q^{h_{1,2}}} \right) \\
 & \cdot P(n_1 | w_1) P(n_2 | w_2) P(n_{1,2} | w_{1,2}, n_1, n_2) \\
 & \cdot P(w_1, w_2, w_{1,2})
 \end{aligned} \tag{24}$$

where we indicate for generic r.v.  $X$  and  $Y$   $\mathbb{P}\{X = x | Y = y\}$  as  $P(x|y)$ , and  $\mathbb{P}\{X = x, Y = y\}$  as  $P(x, y)$ . To compute the downlink throughput it is thus necessary to derive the conditional probabilities of the sub-matrix ranks as well as the joint probability mass function of the uplink packets received by the two relays.

We tackle initially the former task, with focus on  $P(n_1 | w_1)$ . The probability that a generic matrix with elements drawn uniformly at random in  $\mathbb{F}_q$  has rank  $n_1$ , given that is constituted by  $v_1$  rows and  $w_1$  columns, can be recursively computed [33]. To this aim, we first consider the prototype  $(1 \times w_1)$  matrix  $\mathbf{M} \in \mathbb{F}_q^{\{1 \times w_1\}}$ . The probability that  $\mathbf{M}$  has rank 0 is  $q^{-w_1}$ , whereas it has rank 1 with probability  $(1 - q^{-w_1})$ . Now, for a generic  $v_1$ , the probability that  $\mathbf{M} \in \mathbb{F}_q^{\{v_1 \times w_1\}}$  has rank  $n_1$  is

$$\begin{aligned}
 P(n_1 | w_1) &= q^{(n_1 - w_1)} \mathbb{P} \left\{ \text{rank} \left( \mathbf{M} \in \mathbb{F}_q^{\{v_1 - 1 \times w_1\}} \right) = n_1 \right\} + \\
 & \left( 1 - q^{(n_1 - w_1 - 1)} \right) \mathbb{P} \left\{ \text{rank} \left( \mathbf{M} \in \mathbb{F}_q^{\{v_1 - 1 \times w_1\}} \right) = n_1 - 1 \right\} \\
 & \text{with } n_1 = 0, 1, \dots, \min(v_1, w_1).
 \end{aligned}$$

The result straightforwardly applies to  $P(n_2 | w_2)$ . Similarly,  $P(n_{1,2} | w_{1,2}, n_1, n_2)$  can be computed referring to a matrix with  $v_1 + v_2 - (n_1 + n_2)$  rows (i.e. the number of equations that do not involve any packet available only at one relay), and  $w_{1,2}$  columns (i.e. the number of packets that are indeed received by both).

On the other hand, the joint probability mass function  $P(w_1, w_2, w_{1,2})$  can be tracked effectively via a homogeneous Markov chain. More precisely, let  $[w_1(m), w_2(m), w_{1,2}(m)]$  be the chain state at the start of the  $m$ -th observed uplink slot, tracking the number of packets received so far solely by the first, solely by the second, and by both relays, respectively. Moreover, denote for compactness as  $\pi_{\mathbf{w}, \mathbf{w}'}$  the probability of transitioning from state  $\mathbf{w}$  at slot  $m$  to state  $\mathbf{w}'$  at slot  $m + 1$ , and the three standard basis vectors of  $\mathbb{N}^3$  as  $\mathbf{e}_1 = [1, 0, 0]$ ,  $\mathbf{e}_2 = [0, 1, 0]$  and  $\mathbf{e}_3 = [0, 0, 1]$ . Following this notation, each time unit can see five possible transitions for the chain, whose probabilities follow by simple combinatorial

arguments similar to the ones discussed in Sec. III:

$$\begin{aligned}
\pi_{\mathbf{w},\mathbf{w}} &= 1 - S_{\text{ul}} + \psi \\
\pi_{\mathbf{w},\mathbf{w}+\mathbf{e}_1} &= \pi_{\mathbf{w},\mathbf{w}+\mathbf{e}_2} = S_{\text{ul}} - (S_{\text{sa}} + \psi) \\
\pi_{\mathbf{w},\mathbf{w}+\mathbf{e}_3} &= 2S_{\text{sa}} - S_{\text{ul}} \\
\pi_{\mathbf{w},\mathbf{w}+\mathbf{e}_1+\mathbf{e}_2} &= \psi
\end{aligned} \tag{25}$$

where  $S_{\text{ul}}$  follows from (2) setting  $K = 2$ ,  $S_{\text{sa}}$  is given by (1), and the ancillary quantity  $\psi = (G\varepsilon)^2(1 - \varepsilon)^2 e^{-G(1-\varepsilon^2)}$  captures the probability that the same packet is decoded at both relays. The values in (25) uniquely identify the transition matrix for the Markov chain, so that  $P(w_1, w_2, w_{1,2})$  follows as its  $m_{\text{ul}}$ -th step evolution when forcing the initial state as  $[0, 0, 0]$ . Plugging the derived probabilities for the ranks and the collected packets into (24) allows to have an analytical calculation of the average downlink throughput, for any rate allocation and observation interval  $m_{\text{ul}}$ .

To gauge the impact of finite buffer size, let us then consider the case in which the downlink is naïvely tuned assuming maximum efficiency for RLC (i.e.  $m_{\text{ul}} \rightarrow \infty$ ). Instantiating the results of Prop. 4 for the  $K = 2$  case, when  $R \geq S_{\text{ul}}$  this translates into granting one relay a rate equal to  $S_{\text{sa}}$  and to its fellow the remaining resources. We generalise this approach by setting  $R_1 = S_{\text{sa}}$  and  $R_2 = R - S_{\text{sa}}$  for any sum-rate. The analytical performance in terms of downlink throughput achieved using such rates for different values of  $m_{\text{ul}}$  is reported against  $R$  by solid lines in Fig. 6, assuming  $\varepsilon = 0.3$  and  $G = 1/(1 - \varepsilon)$ . All reported trends assume linear combinations to be performed over  $\mathbb{F}_2$ .<sup>7</sup> The accuracy of the developed framework was also verified by means of Monte Carlo simulations, implementing Poisson traffic over the on-off fading uplink channel, generation of linear combinations at the relays and Gauss-Jordan elimination at the sink to retrieve as many data units as possible. The outcome is reported by dashed lines in the plot, buttressing the analytical trends with a tight match. In view of this, to ease readability, only simulation results are depicted for larger values of  $m_{\text{ul}}$ .

Fig. 6 offers several relevant insights. In the first place, a drastic performance degradation compared to the asymptotic upper bound is experienced for  $m_{\text{ul}} = 25$ . Remarkably, delivery of all collected packets to the sink ( $S_{\text{dl}} = S_{\text{ul}}$ ) cannot be achieved even when the resources allotted to each of the relays matches the average uplink throughput it experiences (i.e. for  $R = 2S_{\text{sa}}$ ). Such a trend reflects the considered rate assignment, which is based on *average* uplink performance. Indeed, transmissions opportunities granted to relay 2 are tuned for it to efficiently encode the statistically expected  $(S_{\text{ul}} - S_{\text{sa}})m_{\text{ul}}$  packets that

<sup>7</sup>Additional results, not reported due to space constraints, revealed a limited impact of the field order  $q$ .

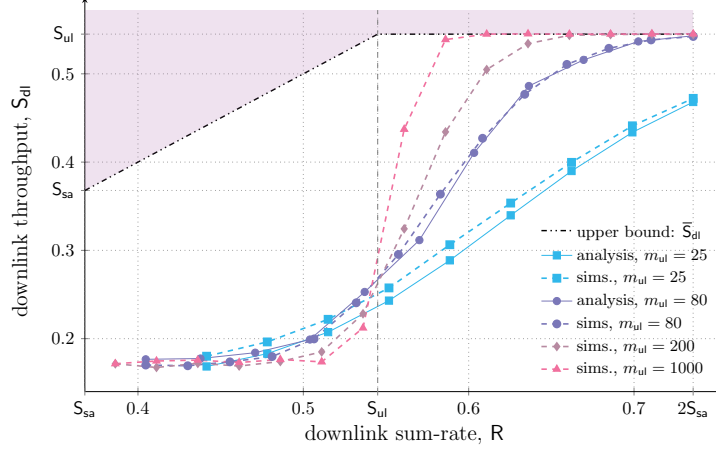


Fig. 6. Downlink throughput vs sum-rate achieved by a RLC forwarding policy under finite buffer size.  $K = 2$  relays are considered, and the uplink is operated with  $\varepsilon = 0.3$  and  $G = 1/(1 - \varepsilon)$ .

were not decoded by its fellow. When  $m_{ul}$  is limited, however, stochastic fluctuations may often bring to collecting a number of data units that largely differs from this value, leading to suboptimal performance.

As the buffer size increases, a threshold behaviour starts to emerge. For  $R < S_{ul}$ , small values of  $S_{dl}$  are achieved. In this region, even if full-rank sub-matrices are obtained, too few equations are available, hindering packet retrieval. Therefore, the downlink throughput is bounded away from the upper bound offered by  $\bar{S}_{dl}$ , regardless of  $m_{ul}$ . Conversely, when the granted sum-rate exceeds the threshold  $S_{ul}$ , the size of queues available at the relays starts to have a significant effect. Already for  $m_{ul} = 80$ , all collected traffic can be delivered over the downlink when  $R$  approaches  $2S_{sa}$ . Allowing larger observation periods, the minimum downlink rate required to fulfil the task further decreases, as exemplified by the  $m_{ul} = 1000$  case, where few additional resources with respect to the asymptotical limit  $S_{ul}$  are required to reach the maximum downlink throughput.

The reported results clearly highlight how care shall be taken when implementing a RLC forwarding policy in practical system. On the one hand, a minimum amount of downlink resources shall be allotted for the efficiency of the encoding strategy to kick in. Secondly, when limited buffering capabilities or strong delay constraints are to be faced, rate allocations among the relays that depart from the optimal asymptotic solution shall be considered. Such a remark paves road for further relevant studies, which we regard as part of our future work.

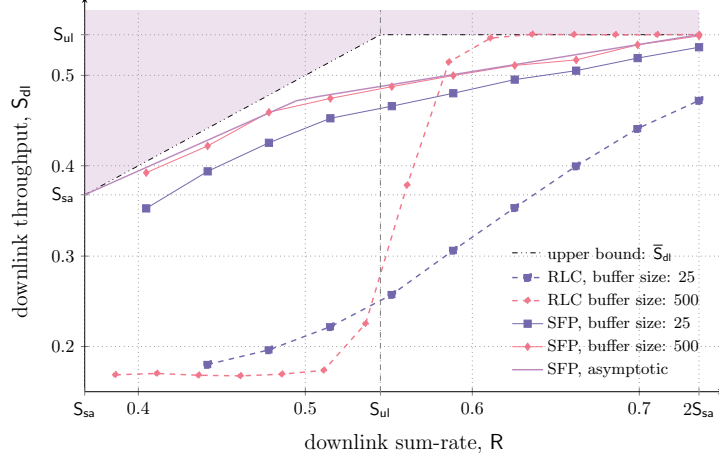


Fig. 7. Downlink throughput vs sum-rate for the interference-aware SFP and RLC with finite-sized buffers.  $K = 2$  relays are considered, and the uplink is operated with  $\varepsilon = 0.3$  and  $G = 1/(1 - \varepsilon)$ .

### B. Simplified forwarding policies with finite-size buffers

We conclude our discussion studying the impact finite buffers play on the simplified strategies introduced in Sec. V. From the analytical standpoint, the problem can be tackled resorting to discrete-time queueing theory tools, describing each relay as a Geo/D/1 system [34]. While viable, however, the modelling approach soon becomes analytically cumbersome. We thus rely on Monte Carlo simulations, and focus on the *interference-aware* SFP, whose enqueueing probabilities are once again tuned for the  $m_{ul} \rightarrow \infty$  case. Two buffer sizes are considered, namely 25 and 500, to capture settings ranging from stringent to very relaxed delay constraints. Results are shown in Fig. 7 together with the asymptotic performance that was derived analytically. For the sake of comparison, the behaviour of RLC is reported as well.

When short queues are considered (i.e. buffer size 25), the SFP exhibits a loss with respect to the unbounded case, as decoded packets may be dropped not only due to an educated decision made by the relay but to overflow conditions as well. The performance decrease is however rather contained ( $\sim 5\%$ ), and quickly vanishes when larger queues are available. It is also relevant to observe how, for a buffer of 25 data units, the simpler policy outperforms RLC for the entire range of reported rates, with gains exceeding 100%. The trend is confirmed also for larger buffers and low sum-rates, stressing how the introduced SFP may be a better choice when few resources are available in the downlink. On the other hand, the benefits of packet-level coding become apparent for  $S_{ul} < R \leq 2S_{sa}$ . In such conditions, RLC can deliver the whole collected uplink throughput, whereas the simplified strategies inherently drop some of the collected packets regardless of the queue size.

## VII. CONCLUSIONS

This paper investigated the performance of a wireless network where users transmit following a slotted ALOHA policy towards a set of non-cooperative receivers, which, in turn, forward information towards a sink. Considering an on-off fading model for the user-receiver channels, we offered exact analytical expressions for the uplink performance for an arbitrary number of receivers. Although beneficial in terms of throughput and packet loss rate, an increase in the number of relays poses challenges in terms of downlink dimensioning. To provide guidance on this task, we derived a bound on the minimum amount of resources required to deliver all information collected at the relays with arbitrarily low error probability, and showed its achievability via random linear coding. Moreover, we introduced simplified and practical forwarding strategies that require no packet-level coding, and analysed their performance. Finally, the behaviour of random linear coding downlink policies was modelled analytically in the presence of finite buffers at relays (i.e. in the presence of latency constraints), and compared with the proposed simplified strategies. Results show that random linear coding is heavily sub-optimal for stringent buffer sizes, or when the downlink resources fall below the uplink throughput. Indeed, in such scenarios, simplified strategies can offer 2-fold or higher throughput gains. For large buffer sizes (or less stringent delay constraints), packet-level coding becomes the preferred choice if the throughput has to be maximised.

## APPENDIX A

According to the notation in the proof of Prop. 4, we derive that  $\sum_{\mathcal{L} \subseteq \mathcal{J}} |\mathcal{U}_{\mathcal{L}}| = |\bigcup_{k \in \mathcal{J}} \mathcal{A}_k \setminus \bigcup_{k \in \overline{\mathcal{J}}} \mathcal{A}_k|$ . To this aim, we lean on the following:

*Lemma 2:* For a collection of sets  $\mathcal{S}_1, \mathcal{S}_2, \dots, \mathcal{S}_K$  and a subset  $\mathcal{J} \subseteq \{1, \dots, K\}$

$$\bigcup_{k \in \mathcal{J}} \mathcal{S}_k = \bigcup_{\mathcal{L} \subseteq \mathcal{J}} \left( \bigcap_{l \in \mathcal{L}} \mathcal{S}_l \setminus \bigcup_{j \in \mathcal{J} \setminus \mathcal{L}} \mathcal{S}_j \right),$$

where the sets on the RHS do not intersect and thus form a partition of the LHS.

*Proof:* We first show that any element  $s \in \bigcup_{k \in \mathcal{J}} \mathcal{S}_k$  is also included in the RHS. Assume  $\mathcal{L}$  is the subset of largest cardinality such that  $s \in \mathcal{S}_l, \forall l \in \mathcal{L}$ . Clearly,  $s \in \bigcap_{l \in \mathcal{L}} \mathcal{S}_l$  but  $s \notin \bigcup_{j \in \mathcal{J} \setminus \mathcal{L}} \mathcal{S}_j$ . It follows that  $s \in \bigcap_{l \in \mathcal{L}} \mathcal{S}_l \setminus \bigcup_{j \in \mathcal{J} \setminus \mathcal{L}} \mathcal{S}_j$ . This is true for some subset  $\mathcal{L} \subseteq \mathcal{J}$ . Second, we show that this subset is unique. Let again  $\mathcal{L}$  be the subset of largest cardinality such that  $s \in \mathcal{S}_l, \forall l \in \mathcal{L}$  and choose a different subset  $\mathcal{V} \subseteq \mathcal{J}, \mathcal{V} \neq \mathcal{L}$ . Then, either  $s \notin \bigcap_{l \in \mathcal{L}} \mathcal{S}_l$  or  $s \in \bigcup_{j \in \mathcal{J} \setminus \mathcal{L}} \mathcal{S}_j$ . The element  $s$  is thus only included in  $\bigcap_{l \in \mathcal{L}} \mathcal{S}_l \setminus \bigcup_{j \in \mathcal{J} \setminus \mathcal{L}} \mathcal{S}_j$ . ■

By choosing  $\mathcal{S}_k = \mathcal{A}_k \setminus \bigcup_{k \in \overline{\mathcal{J}}} \mathcal{A}_k$ , the sought result follows by elementary set operations.

## APPENDIX B

*Lemma 3:* For any  $\alpha \in [0, 2]$ , let  $x$  and  $y$  be real numbers such that  $x, y \in [0, 1]$  and  $x + y = \alpha$ . Then, the  $\{x, y\}$  pairs that minimise the product  $z = xy$  are given by

$$\text{for } \alpha \in [0, 1] : \quad \{x = 0, y = \alpha\} \text{ or, } \{x = \alpha, y = 0\}$$

$$\text{for } \alpha \in (1, 2] : \quad \{x = 1, y = \alpha - 1\} \text{ or, } \{x = \alpha - 1, y = 1\}$$

*Proof:* Writing  $z$  as a function of  $x$ , we get  $z = -x^2 + \alpha x$ , which represents a parabola with downward concavity and zeroes for  $x = 0$  and  $x = \alpha$ . Furthermore, imposing the conditions  $x \in [0, 1]$  and  $\alpha - x = y \in [0, 1]$ , the region of interest restricts to  $\max\{0, \alpha - 1\} \leq x \leq \min\{\alpha, 1\}$ . When  $\alpha \leq 1$ , the minimum value of  $z$  in the studied domain is thus reached either when  $x = 0$  or  $x = \alpha$ , while, for  $\alpha \in (1, 2]$  the minimum value is obtained for  $x = \alpha - 1$  and  $x = 1$ . The values of  $y$  follow immediately. ■

## APPENDIX C

## PROOF OF PROPOSITION 5

As a preliminary remark, note that all the coefficients  $\Delta, \Theta, \Upsilon, \Psi$  in (17) are strictly positive, and that, for any admissible values of  $G$  and  $\varepsilon$ , the inequality  $\Upsilon/\Delta > \Psi/\Theta$  holds. For the sake of a simplified notation, let  $x_1 := \chi_{1,1}$ ,  $x_2 := \chi_{2,1}$ ,  $y_1 := \chi_{1,2}$ , and  $y_2 := \chi_{1,2}$ . Furthermore, let us introduce  $\alpha = x_1 + y_1$  and  $\beta = x_2 + y_2$ , with  $\alpha, \beta \in [0, 2]$ , as well as the auxiliary function  $f(\mathbf{x}) = \Upsilon(x_1 y_1) + \Psi(x_2 y_2)$ , where  $\mathbf{x} = [x_1, x_2, y_1, y_2]$  and  $f(\mathbf{x}) \geq 0$ . We are then interested in maximising  $S = R - f(\mathbf{x})$  subject to  $R = \alpha\Delta + \beta\Theta$  or, equivalently in minimising  $f(\mathbf{x})$  under the same constraint. Let us notice that the first addend of  $f(\mathbf{x})$  only contains the variables that determine  $\alpha$ , while the second addend of  $f(\mathbf{x})$  solely defines the value of  $\beta$ . It is then possible to solve the optimisation problem by considering four non-overlapping regions:  $\mathcal{G}_1 = \{\mathbf{x} \mid \alpha \in [0, 1], \beta \in [0, 1]\}$ ,  $\mathcal{G}_2 = \{\mathbf{x} \mid \alpha \in [1, 2], \beta \in [0, 1]\}$ ,  $\mathcal{G}_3 = \{\mathbf{x} \mid \alpha \in [0, 1], \beta \in [1, 2]\}$ ,  $\mathcal{G}_4 = \{\mathbf{x} \mid \alpha \in [1, 2], \beta \in [1, 2]\}$ .  $\mathcal{G}_1$  can immediately be discarded as  $\alpha, \beta < 1$  implies  $R < \Delta + \Theta = S_{\text{sa}}$ , identifying a condition which is not of interest. In the remaining regions, for any  $\alpha$  and  $\beta$  the values of the optimisation variables that maximise the throughput can be found resorting to Lemma 3. In particular:

- for  $\mathbf{x} \in \mathcal{G}_2$ :  $\alpha \in [0, 1]$  implies  $x_1 = 1$  and  $y_1 = \alpha - 1$ , while  $\beta \in [1, 2]$  implies  $x_2 = \beta$  and  $y_2 = 0$ . By the last condition we can write  $f(\mathbf{x}) = \Upsilon(\alpha - 1)$  so that the optimum lies in the  $(\alpha, \beta)$  pair that satisfies the constraint on  $R$  with minimum  $\alpha$ . The solution follows as  $\beta = 1$ ,  $\alpha = (R - \Theta)/\Delta$  with a corresponding throughput  $S = R - (\Upsilon/\Delta)(R - S_{\text{sa}})$ .

- by a symmetrical reasoning, for  $\mathbf{x} \in \mathcal{G}_3$  the optimal solution is given by  $\alpha = 1$  and  $\beta = (R - \Delta)/\Theta$ , with a throughput  $S = R - (\Psi/\Theta)(R - S_{sa})$  achieved for  $x_1 = 1, y_1 = 0, x_2 = 1$  and  $y_2 = (R - S_{sa})/\Theta$ .
- for  $\mathbf{x} \in \mathcal{G}_4$ : by Lemma 3,  $x_1 = 1, x_2 = 1$ , so that  $f(\mathbf{x}) = \Upsilon(\alpha - 1) + \Psi(\beta - 1)$ . Recalling that  $\beta = (R - \Delta\alpha)/\Theta$ , we can then write  $f(\mathbf{x}) = \alpha(\Upsilon - \Delta\Psi/\Theta) - \Upsilon - \Psi - R\Psi/\Theta$ , which represents a straight line with positive slope and minimum in the left extremal point of the  $\alpha$  domain. Imposing  $\beta \in [1, 2]$ , the support of interest follows as:  $\max\{1, (R - 2\Theta)/\Delta\} \leq \alpha \leq \min\{2, (R - \Theta)/\Delta\}$ . Two cases have then to be distinguished. When  $(R - 2\Theta)/\Delta < 1$ ,  $\alpha = 1$  and the problem collapses to the solution found for region  $\mathcal{G}_3$ . Conversely, when  $R \geq \Delta + 2\Theta$ , the optimum is achieved for  $\alpha = (R - 2\Theta)/\Delta$  and  $\beta = 2$ , for a throughput  $S = R - (\Upsilon/\Delta)(R - S_{sa} - \Theta) - \Psi$  with  $x_1 = 1, y_1 = (R - S_{sa} - \Theta)/\Delta, x_2 = 1, y_2 = 1$ .

Comparing the throughput of the different configurations and taking advantage of the inequality  $\Upsilon/\Delta > \Psi/\Theta$  it is immediate to verify that the optimal solution is to pick  $\mathbf{x} \in \mathcal{G}_3$  for  $R \in [S_{sa}, \Delta + 2\Theta)$  and  $\mathbf{x} \in \mathcal{G}_4$  for  $R \in [\Delta + 2\Theta, 2S_{sa}]$ , stating the result of the proposition. ■

## REFERENCES

- [1] N. Abramson, "The ALOHA System - Another Alternative for Computer Communications," in *Proc. 1970 Fall Joint Computer Conference*. AFIPS Press, 1970.
- [2] LoRa Alliance, "The LoRa Alliance Wide Area Networks for Internet of Things," [www.lora-alliance.org](http://www.lora-alliance.org).
- [3] Sigfox, "SIGFOX: The Global Communications Service Provider for the Internet of Things," [www.sigfox.com](http://www.sigfox.com).
- [4] L. Dai, B. Wang, Y. Yuan, S. Han, C. I, and Z. Wang, "Non-Orthogonal Multiple Access for 5G: Solutions, Challenges, Opportunities and Future Research Trends," *IEEE Commun. Mag.*, vol. 53, no. 9, pp. 74–81, 2015.
- [5] N. Abramson, "The Throughput of Packet Broadcasting Channels," *IEEE Trans. Commun.*, vol. COM-25, no. 1, pp. 117–128, 1977.
- [6] P. Popovski, J. Nielsen, C. Stefanovic, E. Carvalho, E. Strom, K. Trillingsgaard, A. Bana, D. Kim, R. Kotaba, J. Park, and R. Sorensen, "Wireless Access for Ultra-Reliable Low-Latency Communication: Principles and Building Blocks," *IEEE Network*, vol. 32, no. 2, pp. 16–23, 2018.
- [7] G. L. Choudhury and S. S. Rappaport, "Diversity ALOHA - A Random Access Scheme for Satellite Communications," *IEEE Trans. Commun.*, vol. 31, pp. 450–457, 1983.
- [8] E. Casini, R. D. Gaudenzi, and O. del Rio Herrero, "Contention Resolution Diversity Slotted ALOHA (CRDSA): An Enhanced Random Access Scheme for Satellite Access Packet Networks," *IEEE Trans. Wireless Commun.*, vol. 6, pp. 1408–1419, 2007.
- [9] G. Liva, "Graph-Based Analysis and Optimization of Contention Resolution Diversity Slotted ALOHA," *IEEE Trans. Commun.*, vol. 59, no. 2, pp. 477–487, 2011.
- [10] K. Narayanan and H. Pfister, "Iterative Collision Resolution for Slotted ALOHA: an Optimal Uncoordinated Transmission Policy," in *Proc. IEEE ISTC*, 2012.
- [11] C. Stefanovic and P. Popovski, "ALOHA Random Access that Operates as a Rateless Code," *IEEE Trans. Commun.*, vol. 61, no. 11, pp. 4653–4662, 2013.
- [12] R. De Gaudenzi, O. del Rio Herrero, G. Acar, and E. G. Barrabes, "Asynchronous Contention Resolution Diversity ALOHA: Making CRDSA Truly Asynchronous," *IEEE Trans. Wireless Commun.*, vol. 13, no. 11, pp. 6193–6206, 2014.
- [13] E. Paolini, G. Liva, and M. Chiani, "Coded Slotted ALOHA: A Graph-Based Method for Uncoordinated Multiple Access," *IEEE Trans. Inf. Theory*, vol. 61, no. 12, pp. 6815–6832, 2015.
- [14] E. Sandgren, A. Graell i Amat, and F. Brännström, "On Frame Asynchronous Coded Slotted ALOHA: Asymptotic, Finite Length, and Delay Analysis," *IEEE Trans. Commun.*, vol. 65, no. 2, pp. 691–703, 2017.
- [15] Y. Polyanskiy, "A Perspective on Massive Random-Access," in *Proc. IEEE ISIT*, 2017.
- [16] O. Ordentlich and Y. Polyanskiy, "Low Complexity Schemes for the Random Access Gaussian Channel," in *Proc. IEEE ISIT*, 2017.
- [17] F. Clazzer, C. Kissling, and M. Marchese, "Enhancing Contention Resolution ALOHA using Combining Techniques," *IEEE Trans. Commun.*, vol. 66, no. 6, pp. 2576–2587, 2018.

- [18] T. Richardson, M. Shokrollahi, and R. Urbanke, "Design of Capacity-Approaching Irregular Low-Density Parity-Check Codes," *IEEE Trans. Inf. Theory*, vol. 47, no. 2, pp. 619–637, 2001.
- [19] ETSI, "EN 301 545-2: Digital Video Broadcasting (DVB); Second Generation DVB Interactive Satellite System (DVB-RCS2); Part 2: Lower Layers for Satellite standard," Tech. Rep., 2014.
- [20] M. Zorzi, "Mobile Radio Slotted ALOHA with Capture, Diversity and Retransmission Control in the Presence of Shadowing," *Wireless Networks*, vol. 4, pp. 379–388, 1998.
- [21] R. LaMaire and M. Zorzi, "Effect of Correlation in Diversity Systems with Rayleigh Fading, Shadowing, and Power Capture," *IEEE J. Sel. Areas Commun.*, vol. 14, no. 3, pp. 449–460, 1996.
- [22] D. Tse, P. Viswanath, and L. Zheng, "Diversity–Multiplexing Tradeoff in Multiple-Access Channels," *IEEE Trans. Inf. Theory*, vol. 50, no. 9, pp. 1859–1873, 2004.
- [23] M. Corson and A. Ephremides, "An Analysis of Multi-receiver, Non-adaptive, Slotted Aloha with Capture for Wireless Communications in Factories," in *Proc. IEEE INFOCOM*, 1993.
- [24] D. Jakovetić, D. Bajović, D. Vukobratović, and Crnojević, "Cooperative Slotted Aloha for Multi-base Station Systems," *IEEE Trans. Commun.*, vol. 63, no. 4, pp. 1443–1456, 2015.
- [25] S. Ogata and K. Ishibashi, "Frameless ALOHA with Multiple Base Stations," in *Proc. 2015 Asilomar Conference on Signals, Systems and Computers*, 2015.
- [26] S. Ogata, K. Ishibashi, and G. Abreu, "Multi-Access Diversity Gain via Multiple Base Station Cooperation in Frameless ALOHA," in *Proc. IEEE SPAWC*, 2017.
- [27] A. Mastilovic, D. Vukobratovic, D. Jakovetic, and D. Bajovic, "Cooperative Slotted ALOHA for Massive M2M Random Access Using Directional Antennas," in *Proc. IEEE ICC Workshop on Integrating Communications, Control, and Computing Technologies for Smart Grid*, 2017.
- [28] O. Simeone, O. Somekh, H. V. Poor, and S. Shamai, "Local Base Station Cooperation Via Finite-Capacity Links for the Uplink of Linear Cellular Networks," *IEEE Trans. Inf. Theory*, vol. 55, no. 1, pp. 190–204, 2009.
- [29] S. Basso, H. Farooq, M. Imran, and A. Imran, "Coordinated Multi-Point Clustering Schemes: A Survey," *IEEE Commun. Surveys and Tutorials*, vol. 19, no. 2, pp. 743–764, 2017.
- [30] E. Perron, M. Rezaeian, and A. Grant, "The On-Off Fading Channel," in *Proc. IEEE ISIT*, 2003.
- [31] A. Munari, F. Clazzer, and G. Liva, "Multi-Receiver Aloha Systems - a Survey and New Results," in *Proc. IEEE ICC Workshop on Uncoordinated Massive Access Protocols*, 2015.
- [32] A. B. Slomson, *An Introduction to Combinatorics*. Chapman and Hall, 1991.
- [33] R. Lidl and H. Niederreiter, *Finite Fields*. Cambridge University Press, 1996.
- [34] A. Gravey, J. Louvion, and P. Boyer, "On the Geo/D/1 and Geo/D/1/n Queues," *Performance Evaluation*, vol. 11, no. 2, pp. 117–125, 1990.