

Outage-Limit-Approaching Protograph LDPC Codes for Slow-Fading Wireless Communications

Yi Fang, Pingping Chen, Guofa Cai, Francis C. M. Lau, Soung Chang Liew, and Guojun Han

Abstract—Block-fading (BF) channel, also known as slow-fading channel, is a type of simple and practical channel model that can characterize the primary feature of a number of wireless-communication applications with low to moderate mobility. Although the BF channel has received significant research attention in the past twenty years, designing low-complexity outage-limit-approaching error-correction codes (ECCs) is still a challenging issue. For this reason, a novel family of protograph low-density parity-check (LDPC) codes, called *root-protograph (RP) LDPC codes*, has been conceived recently. The RP codes can not only realize linear-complexity encoding and high-speed decoding with the help of quasi-cyclic (QC) structure, but also achieve near-outage-limit performance in different BF scenarios. In this article, we briefly review the design guidelines of such protograph codes with the aim of inspiring further research activities in this area.

I. INTRODUCTION

The block-fading (BF) channel, which was first comprehensively studied by Biglieri *et al.* [1], is very useful in describing wireless transmission scenarios where fading is varying slowly. In a BF channel, the fading gain remains constant during each symbol block within a codeword, but assumes a random variable over different blocks. This channel model is especially relevant in orthogonal frequency division multiplexing (OFDM) and slow time-frequency hopping systems [2], [3]. Despite its simplicity, the BF channel serves as a significant model for developing code design criterion in wireless-communication systems. Furthermore, the resultant code-design methods can possibly be used in more general channel models. Due to the non-ergodic feature, the classic random-like error-correction codes (ECCs), such as the capacity-approaching low-density parity-check (LDPC) codes, are not able to approach the outage limits of BF channels.

To tackle this intricate issue, Boutros *et al.* [2] introduced a new type of full-diversity maximum-distance separable (MDS)

LDPC codes for point-to-point (P2P) BF channels. It is called *root LDPC codes* and is constructed based on the idea of *rootchecks*. It was proved in [2] that root LDPC codes enjoy the full-diversity advantage when the iterative belief-propagation (BP) decoding algorithm is adopted. Protograph codes are a subclass of LDPC codes that are amendable to simple representation and easy design. They have drawn rapidly growing interest in the channel-coding community during the past few years [4], [5]. Motivated by the advantages of both protograph codes and root LDPC codes, a new family of protograph codes, called *root-protograph (RP) codes* [6], was devised to preserve the ease of design, full-diversity and MDS properties. As is well known, incorporating quasi-cyclic (QC) structure into protograph codes can enable linear-complexity encoding [7]. Consequently, QC-structured RP codes were conceived in [8] to achieve excellent error performance and to facilitate hardware implementation. This family of codes competes favorably with conventional root LDPC codes in slow-fading scenarios.

If the fading gain is constant for the whole codeword, the slope of the resultant word-error-rate (WER) curve for the coded system in the high signal-to-noise ratio (SNR) regime equals that for the uncoded system, i.e., the diversity order of both systems equals unity. To boost the diversity gain in this scenario, cooperative techniques such as relaying frameworks can be exploited. In relay systems, the specific transmission mechanism is determined by the relaying protocol. Compared with the traditional decode-and-forward protocol, the *coded-cooperation (CC)* protocol can increase the diversity order and throughput simultaneously by intelligently combining channel coding with cooperative techniques [9]. CC is a desirable protocol in slow-fading scenarios because it can realize full diversity efficiently. As such, a tremendous amount of research effort was invested in exploring outage-limit-approaching LDPC and protograph codes in conjunction with CC protocols over single-relay BF channels [3], [10].

Multi-relay architecture is preferred to single-relay architecture since it is capable of achieving higher diversity order. In particular, the multi-relay architecture is promising for the 5G applications, e.g., the emerging internet of things (IoT), where a myriad of potential cooperative nodes are involved. Nonetheless, there have been few works on the channel-code design for multi-relay systems with CC protocols in slow-fading scenarios to date. In [11], [12], the turbo-code and convolutional-code-based CC transmission schemes were intensely studied in multi-relay systems. However, these works did not explicitly illustrate how to construct codes with performance approaching the outage limits. Specifically, the

Y. Fang is with the School of Information Engineering, Guangdong University of Technology, Guangzhou 510006, China, and also with the State Key Laboratory of Integrated Services Networks, Xidian University, Xi'an 710126, China. He was with the Department of Electronic and Information Engineering, Hong Kong Polytechnic University, Kowloon, Hong Kong (e-mail: fangyi@gdut.edu.cn).

P. Chen is with the Department of Electronic Information, Fuzhou University, Fuzhou 350116, China (e-mail: ppchen.xm@gmail.com). *P. Chen is the Corresponding author.*

G. Cai and G. Han are with the School of Information Engineering, Guangdong University of Technology, Guangzhou 510006, China (e-mail: caiguofa2006@gdut.edu.cn; gjhan@gdut.edu.cn).

F. C. M. Lau is with the Department of Electronic and Information Engineering, Hong Kong Polytechnic University, Kowloon, Hong Kong (e-mail: francis-cm.lau@polyu.edu.hk).

S. C. Liew is with the Department of Information Engineering, The Chinese University of Hong Kong, Hong Kong (e-mail: soung@ie.cuhk.edu.hk).

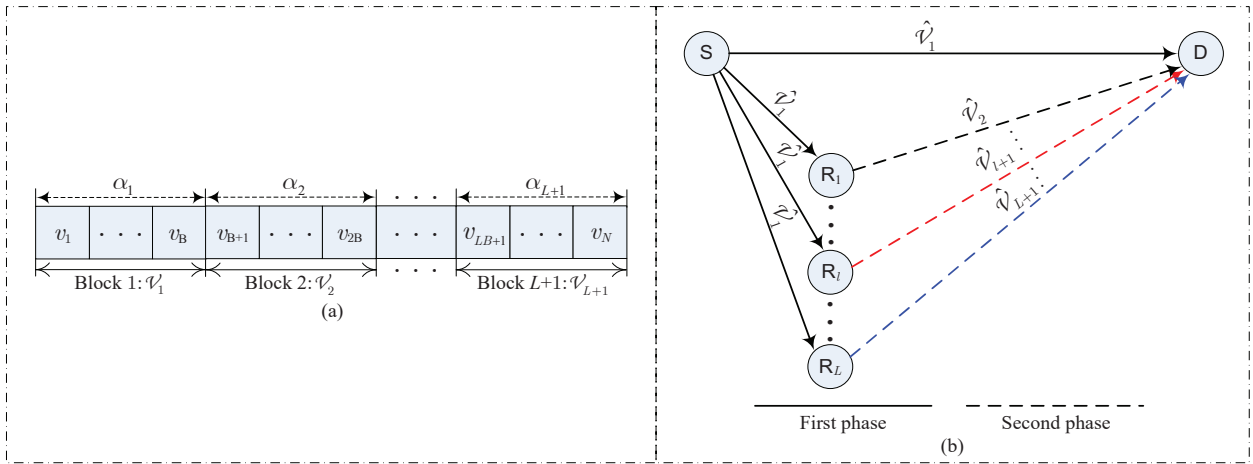


Fig. 1. Transmission mechanisms: (a) A protograph codeword Λ_{RP} over a P2P BF channel; (b) A protograph codeword Λ_{RCRP} over a multi-relay BF channel with the distributed CC protocol.

WER of convolutional codes is very sensitive to the codeword length, and therefore they do not belong to the outage-limit-approaching-code category. With an aim to overcome this shortcoming, a distributed CC scheme together with a family of rate-compatible RP (RCRP) codes were conceived in [8]. In the RCRP-code family, each code is constructed by combining an RP code and several conventional protograph codes, and hence its rate is lower than that of the original RP code. The RCRP codes possess an appealing benefit that they can not only realize full diversity but also accomplish near-outage-limit performance in multi-relay BF scenarios.

In this article, we give a general overview of full-diversity MDS RP-related codes over BF channels from the code-design perspective. We first present the relevant system architectures and the transmission mechanisms for two types of RP codes. Afterwards, we illustrate the concept and construction methodology of the RP codes, and elaborate ways to extend such codes to relay CC systems. With simulation results, we demonstrate the superior code performance in slow-fading wireless-communication networks. As far as we know, this is the first tutorial touching upon *protograph-code-construction methodologies* for wireless-communication networks under slow fading. Interested readers are referred to the references for more comprehensive treatments of this emerging topic.

II. SYSTEM DESCRIPTION AND TRANSMISSION MECHANISMS

A. P2P Coded System

We consider a P2P system that includes one source and one destination. In such a system, the source transmits a rate- r_{RP} binary protograph codeword of length N to the destination over a BF channel. During each transmission period, the protograph codeword suffers from $L + 1$ independent fading gains. Then, the number of coded bits in each fading block, referred to as the *fading-block length*, equals $\frac{N}{L+1}$. Therefore, the overall codeword consists of $L + 1$ blocks. The transmission mechanism of a protograph codeword over a P2P BF channel is illustrated in Fig. 1(a), where v_j denotes the j -th coded bit and \mathcal{V}_l denotes the symbol block suffering from the l -th fading

gain α_l . It should be noted that any individual block is not a codeword and hence has no error-correction capability.

Prior to being transmitted over a BF channel, the protograph codeword should be processed by a modulator. We suppose that the binary-phase-shift-keying (BPSK) modulation is adopted, each coded bit will be converted into a bipolar symbol. During the transmission procedure, the modulated symbols are corrupted by not only the block fading but also the Gaussian noise.

In BF channels, diversity order is considered as one of the most significant parameters that determine the WER performance of a specific code in the high-SNR regime. A code can achieve a d_c -order diversity if the WER is proportional to $\gamma_b^{-d_c}$, where γ_b is the SNR. In particular, a protograph code enjoys the full-diversity property if its diversity order equals $L + 1$. Moreover, the achievable diversity order of a code (e.g., a protograph code) over a BF channel per codeword is limited by the Singleton-like bound [2]. The code is called an MDS code if it can achieve the Singleton-like bound [13]. Consequently, a full-diversity code must be an MDS code. However, an MDS code may not be a full-diversity code. For any full-diversity protograph code, the highest achievable code rate must be $\frac{1}{L+1}$.

Instead of Shannon limit, the outage probability must be exploited to establish the fundamental lower bound for the asymptotic WER of a code over BF channels [2]. It was illustrated in [2], [6] that an outage-limit-approaching protograph code over BF channels must possess the following two properties: 1) The slope of the WER-versus-SNR curve in the high-SNR regime is equal to that of the outage-limit-versus-SNR curve, and 2) the WER curve of the code is independent of the codeword length.

According to the Singleton-like bound, there exists a trade-off between the code rate and the diversity order. It is possible to design larger-rate protograph codes by degrading the diversity order. However, the protograph codes that do not have full diversity are very difficult to meet the ultra-high-reliability requirement in 5G and beyond [14].

B. Multi-Relay CC System

As a cooperative scenario, we consider a two-hop multi-relay system as in Fig. 1(b), which includes a source, L relays, and a destination. It is assumed that the CSI keeps the same over each transmission period but varies randomly between transmission periods. In this system, a rate- r_{RCRP} protograph code Λ_{RCRP} is composed of $L + 1$ sub-codewords (frames) [8]. Thus, the overall length of the code equals the summation of its $L + 1$ component frame lengths. To facilitate the transmission of protograph code, a distributed CC protocol that achieves both outstanding error performance and high throughput was proposed in [8]. In the distributed CC protocol, two component phases are involved in each transmission period. The first phase and the second phase are the broadcast phase and the cooperative phase, respectively. To be specific, the first phase has a single time slot while the second phase has L time slots. In the first phase, the source sends the first frame simultaneously to the destination and all L relays. In the $(l - 1)$ -th time slot of the second phase, the $(l - 1)$ -th relay derives and forwards the l -th frame to the destination if it has successfully retrieved the first frame; otherwise, instead of this relay, the source forwards the l -th frame to the destination, where l is in the range of 2 to $L + 1$. At the destination, all received signals will be stored until the current transmission period is completed. Finally, one can retrieve the original information bits by executing the iterative BP decoding on the entire ‘‘corrupted’’ codeword that comprises $L + 1$ received signals.

As mentioned above, there are totally L time slots involved in the second phase. In this phase, only the L' relays that can successfully decode the first frame and the source send the remaining frames to the destination, while the relays that fail to do so keep silent. In this sense, the $L + 1$ frames in a protograph code are transmitted through $L' + 1$ different channels during the $L + 1$ time slots. Especially, the source will keep silent in the second phase if all the L relays can make perfect decoding in the first phase. In such an ideal case, the transmission mechanism of a protograph code over an L -relay BF channel is illustrated in Fig. 1(b), where the solid lines denote the first-phase transmissions and the dashed lines denote the second-phase transmissions.

Consider a component channel in the L -relay CC system. The frame transmitted over this channel suffers from both block fading and Gaussian noise, so that the received signal has the same form as that in a P2P BF channel. In general, a code benefits from full diversity over an L -relay BF channel if the diversity order is equal to the total number of relays and source. As a result, the code rate of a full-diversity protograph code in such a scenario is also upper bounded by $\frac{1}{L+1}$. However, achieving the maximum code rate is almost impossible for a full-diversity code in practical designs [8]. For the sake of maximizing the code rate of RCRP code while maintaining the full-diversity property, the length of all frames must be identical in the multi-relay CC system. For brevity, we assume that the $L + 1$ frames possess the same code rate.

Besides the distributed CC protocol, there exist some other CC techniques in the open literature. The maximum-ratio-

combiner (MRC)-based CC protocol proposed by Moualeu *et al.* [11] and Elfituri *et al.* [12] is of particular interest. Actually, the MRC-based CC protocol also aims to realize a full-diversity transmission over multi-relay BF channels. In such a protocol, each codeword is divided into two frames, and each transmission period is partitioned into two time slots. More specifically, the source sends the first frame to the destination and $L + 1$ relays in the first time slot, while the L' relays that can successfully decode the first frame and the source send the second frame simultaneously to the destination through $L' + 1$ frequency-orthogonal channels in the second time slot. Prior to decoding the original information bits, the destination should adopt MRC to deal with the $L' + 1$ received signals in the second time slot. Although the MRC-based CC protocol can achieve good performance in slow-fading scenarios, it consumes more frequency resources and suffers from higher complexity with respect to the distributed CC protocol.

III. FULL-DIVERSITY PROTOGRAPH CODES

A. Protograph Codes

A protograph code is specified by a protograph, which comprises relatively few nodes and edges [4]. Specifically, a protograph consists of a variable-node set, a check-node set, as well as an edge set, where the variable-node and check-node sets includes n_P and m_P elements, respectively. Each edge of the protograph connects a node from the variable-node set to a node from the check-node set, as seen from the example in Fig. 2 and the actual codes in Fig. 4. Alternatively, a protograph code can be specified by an $m_P \times n_P$ base matrix, in which the element in the i -th row and j -th column represents the number of parallel edges between the i -th check node and the j -th variable node. Accordingly, the protograph code possesses a code rate of $\frac{n_P - m_P}{n_P}$. By exploiting a ‘‘copy-and-permute’’ operation on a given protograph, one can construct a *derived graph* which is relevant to the parity-check matrix of a protograph code. Based on the construction principle, it is easy to generate a protograph code with different lengths by varying the number of ‘‘copy’’ operations. As is well known, a modified progressive-edge-growth (PEG) algorithm is usually exploited to construct a derived graph based on its corresponding protograph [5].

For example, the protograph structure of a rate- $(\frac{n_P - 1}{n_P})$ regular protograph code with a column weight of 3 (referred to as CW-3) is given in Fig. 2, where the variable nodes are represented by the dark circles and the check node is represented by the circle with a plus sign. In the protograph code, the degree of a variable node is equal to the number of edges connecting to the variable node. Referring to Fig. 2, there are n_P variable nodes and one check node in the regular CW-3 protograph code.

B. RP Codes for P2P BF Channels

In order to attain near-outage-limit performance over a P2P BF channel, a family of $(L + 1)$ -layer root-protograph (RP) codes has been constructed in [6], [8]. As a special type of check nodes, *rootchecks* are the fundamental basis

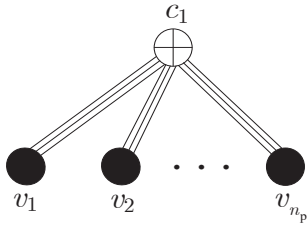


Fig. 2. Protograph of a regular CW-3 protograph code.

for constructing the RP codes. The rootchecks enable the information bits in RP codes to realize both full diversity and near-outage-limit performance in BF scenarios. In the following, we put forward the concept of rootchecks before that of RP codes.

Consider an RP code. We define that a type- l rootcheck is a check node possessing a single edge connecting to an adjacent information-bit-related variable node transmitted on the l -th fading gain, and the rest of edges connecting to other adjacent variable nodes transmitted on another fading gain [2]. In consequence, the $(L+1)$ -layer RP code must include $L+1$ different rootcheck types.

Based on the definition of rootcheck, an $(L+1)$ -layer RP code consisting of $L+1$ blocks can be constructed as follows. Consider a protograph with n_{RP} variable nodes and m_{RP} check nodes, which corresponds to a rate- $(\frac{1}{L+1})$ protograph code. The $\frac{n_{\text{RP}}}{L+1}$ information bits are uniformly divided into $L+1$ subsets, in which the l -th subset must be transmitted on the l -th fading gain so as to match the transmission mechanism in P2P coded systems. Likewise, the $\frac{Lm_{\text{RP}}}{L+1}$ parity bits are uniformly partitioned into $L+1$ subsets in order to protect the information bits in a more efficient way. In this sense, each symbol block consists of an information-bit subset and a parity-bit subset. The $L+1$ symbol blocks constitute the overall variable-node set of the RP code. To guarantee the full-diversity property, all information bits in the l -th block must be connected to $\frac{Lm_{\text{RP}}}{(L+1)^2}$ type- l rootchecks. In contrast, all parity bits in the l -th block must be connected to other L types of rootchecks. The $L+1$ types of rootchecks constitute the overall check-node set of the RP code. Finally, combining the n_{RP} variable nodes (i.e., coded bits), the m_{RP} check nodes, as well as their associated edges yields an $(L+1)$ -layer RP code.

As can be seen, the codeword length of RP code must be a multiple of $(L+1)^2$. This parameter is usually assumed to be the minimum value with an objective of keeping the low encoding complexity. We also adopt this assumption in this paper. According to the aforementioned construction methodology, one can readily formulate the base matrix of an RP code, as presented in [8, Eq.(15)]. Referring to the structure of this base matrix (or the corresponding protograph in Fig. 4), the symbol block \mathcal{V}_l that is transmitted on the l -th fading gain consists of both the information-bit-related variable-node subset \mathcal{V}_{il} and the parity-bit-related variable-node subset \mathcal{V}_{pl} , while the type- l rootcheck set \mathcal{C}_l consists of L different type- l rootchecks. As a result, the RP code is composed of $L+1$ successive component blocks. To enhance the robustness of the code-construction method against block

fading, the structures of variable-node subsets among different blocks must be mutually symmetric.

Based on such a design, the information bits are clearly distinguished from the parity bits in an RP code. It has been proved in [8], [13] that the information bits in an RP code can accomplish full-diversity order at the price of degrading the diversity order of the parity bits. This unequal-error-protection (UEP) property is very promising because the system performance is measured by the error probability of information bits.

As an example, we will formulate the rootchecks of a four-layer RP code. Consider a BF channel with four blocks. A rate-1/4 four-layer RP code can be constructed, which corresponds to a protograph consisting of 16 variable nodes and 12 check nodes. Supposing that l is equal to 3, the protograph of a type-3 rootcheck set in this four-layer RP code is presented in Fig. 3. In such a figure, v_{il} denotes the information-bit-related variable node transmitted on the l -th fading gain, while $v_{pl',z'}$ denotes the z' -th parity-bit-related variable node transmitted on the l' -th fading gain. Meanwhile, $c_{3,l'}$ represents the l' -th type-3 rootcheck that possesses a single edge connecting to an adjacent information-bit-related variable node transmitted on the third fading gain, and the rest of edges connecting to the adjacent variable nodes transmitted on the l' -th fading gain. In addition, $b_{tl',z'}^{c_{3,l'}}$ represents the number of parallel edges between the given rootcheck and its z' -th adjacent variable node transmitted on the l' -th fading gain. Thereby, the overall variable-node set (symbol block) transmitted on the l' -th fading gain is promptly obtained, as illustrated in Fig. 3. Likewise, the protograph of another type rootcheck sets in this RP code can be easily formulated.

C. RCRP Codes for Multi-Relay BF Channels

Consider the two-hop L -relay CC system in Sect. II-B. One can extend the previously proposed full-diversity RP codes to an full-diversity RCRP codes. In this multi-relay CC system, the first symbol block in an RP code is broadcasted in the first phase, while the subsequent $L+1$ symbol blocks in an RP code are forwarded in the second phase, as shown in Fig. 1(b). With an aim to enhance the transmission reliability in such a scenario, some extra parity bits $\mathcal{V}_{p'l}$ are appended to the l -th symbol block \mathcal{V}_l to construct a frame $\check{\mathcal{V}}_l$. Hence, the original blocks in the RP code are protected when they are transmitted over L -relay BF channels. Based on the above encoding strategy, the l -th frame has the form of $\check{\mathcal{V}}_l = (\mathcal{V}_l, \mathcal{V}_{p'l})$ and corresponds to a base matrix \mathbf{B}_l . The relationship between the symbol block and the extra parity-bit set is further governed by the *checksum constraint* of the l -th frame, meaning that the variable-node (coded-bit) values connecting to the same check node in the l -th frame must sum to zero (modulo 2). Apparently, the number of check nodes in the l -th frame must equal the number of parity bits in the l -th extra parity-bit set. To preserve the symmetric property among different frames, their base matrices must have the identical size.

In general, the $(L+1)$ -layer RCRP code that is suitable for transmission over L -relay BF channels can be formulated with the aid of an RP code and $L+1$ extra parity-bit sets.

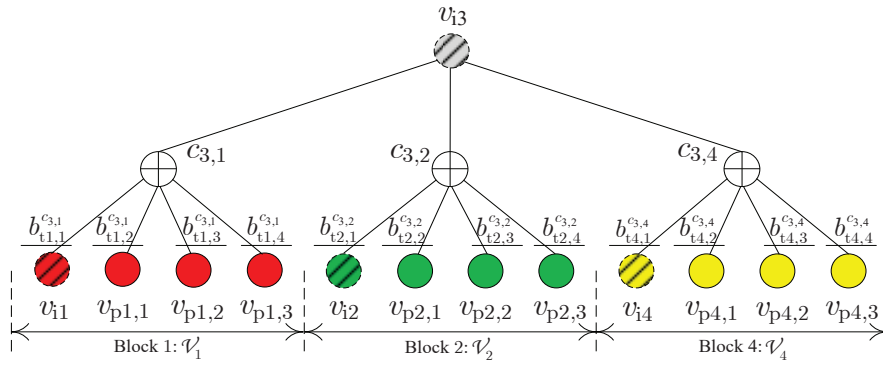


Fig. 3. Protograph of the type-3 rootcheck set $\mathcal{C}_3 = (c_{3,1}, c_{3,2}, c_{3,4})$ in a four-layer RP code.

The base matrix of a rate- r_{RCRP} RCRP code is illustrated in [8, Fig. 3]. As seen from the protograph in Fig. 4, in addition to the $L + 1$ rootcheck sets produced in the RP code, $L + 1$ new check-node subsets are incorporated into the RCRP code. These new check-node subsets are deployed to combine the symbol blocks in the RP code with the extra parity bits so as to construct the $L + 1$ frames, which have much more powerful anti-noise and anti-fading capabilities than their corresponding blocks. According to the design approach, the RCRP codes not only inherit the full-diversity property, but also realize rate compatibility by means of varying \hat{r} . To be specific, the RCRP code covers a variety of code rates ranging from zero to $\frac{1}{L+1}$.

In particular, the $(L + 1)$ -layer RCRP code reduces to a bilayer RCRP code by setting L to be 1. The bilayer RCRP codes are able to attain performance very close to the outage limit over single-relay BF channels. Furthermore, the bilayer RCRP codes can be exploited to implement the MRC-based CC protocol [11], [12] to achieve full diversity over multi-relay BF channels.

D. Construction Methodology of RP-Related Codes

Given a degree-distribution pair of the rate- $(\frac{1}{L+1})$ RP code, the sub-base-matrices corresponding to the $L + 1$ types of rootcheck sets can be constructed in accordance with Fig. 3. After that, the overall base matrix of this RP code is promptly formulated by combining all $L + 1$ sub-base-matrices. More specifically, the l -th sub-base-matrix serves as the l -th row vector in the base matrix of an RP code. For an RCRP code, one should first derive the base matrices corresponding to the $L + 1$ frames. Then, the overall base matrix of this RCRP code is easily constructed by concatenating the base matrix of its component RP code with the base matrices of the $L + 1$ frames. To simplify the construction, we assume that all the frames are generated from the identical protograph ensemble and hence they possess exactly the same base matrix. Therefore, an RCRP code can be viewed as the serial concatenation of a rate- $(\frac{1}{L+1})$ RP code and a rate- \hat{r} protograph code. In particular, the protograph code has $L + 1$ different instances, which are used for different component BF channels in a multi-relay CC system. In this article, we adopt the regular CW-3 protograph ensemble to generate all instances. Note that one can proceed along columns of the base matrices to construct their corresponding protographs of RP code and RCRP code.

As another example, we formulate a bilayer regular RP code and its corresponding RCRP code. Consider the P2P and relay BF scenarios with two blocks. A rate-1/2 regular RP code, called *RP-A code*, can be devised according to the above construction method. In this case, four variable nodes and two check nodes are involved in the protograph. Supposing that the variable-node degree and check-node degree are 3 and 6, respectively. The protograph structure of the RP-A code is formulated as Fig. 4(a). As observed, the RP-A code includes two symbol blocks \mathcal{V}_1 and \mathcal{V}_2 , and two types of rootchecks c_1 and c_2 .

Based on the RP-A code and a rate-2/3 regular CW-3 protograph code, we can further devise a rate-1/3 regular RCRP code, called *RCRP-A code*, whose structure is also shown in Fig. 4(a). As seen, $v_{p'1}$ is the extra parity bit used to protect the first block while $v_{p'2}$ is the extra parity bit used to protect the second block. Moreover, two new check nodes are introduced to connect these extra parity bits and their associated blocks, and hence forming two component frames of the RCRP-A code. In accordance with the construction methodology, the RP-A code and RCRP-A code are capable of achieving near-outage-limit performance over the P2P BF channel and relay BF channel with two blocks, respectively.

For a final example, we illustrate a three-layer regular RP code, along with the corresponding RCRP code. In a P2P BF channel with three blocks, we can first formulate a rate-1/3 regular RP code with a check-node degree of 6, called *RP-B code*. We can further extend the RP-B code to the rate-1/4 *RCRP-B code* by concatenating a rate-3/4 regular protograph code. Fig. 4(b) presents the protograph structures of the RP-B code and RCRP-B code.

As demonstrated in [7], the circulant-based PEG algorithm can be employed to generate QC protograph codes from their corresponding protographs. The QC protograph codes not only enjoy the benefits of linear-complexity encoding and high-speed decoding, but also accomplish almost the same performance as their counterparts without QC structure. This statement also holds for the RP codes. From this perspective, the enabled QC structure can further simplify the hardware implementation of RP codes and make them a very appealing solution for 5G applications [8].

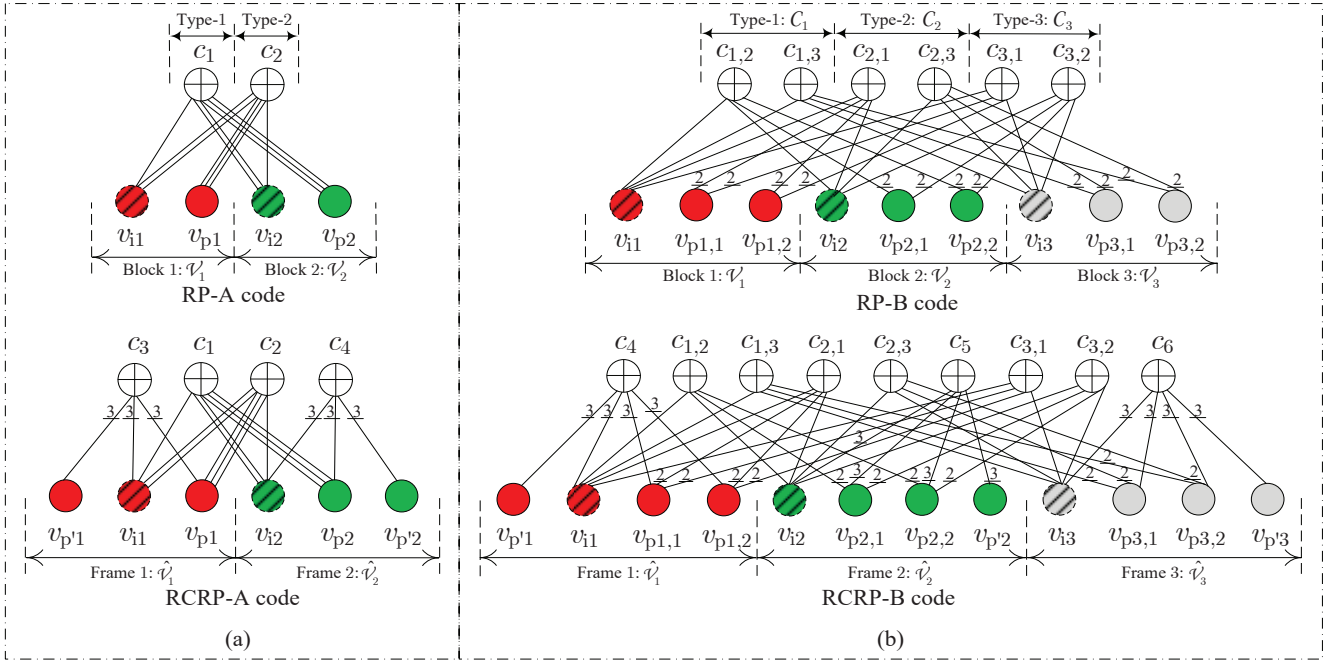


Fig. 4. Protograph structures: (a) Bilayer RP-A code and RCRP-A code; (b) Three-layer RP-B code and RCRP-B code.

IV. PERFORMANCE RESULTS

Here, we give several simulation results of the RP-related codes so as to validate their superiority in slow-fading environments. Unless otherwise specified, we make the assumption that the information length of the codes is 768, the maximum number of BP iterations is 100, and the channels suffer from Nakagami BF with a fading depth of 1.5.

Fig. 5(a) compares the WER performance of four rate-1/2 codes, namely the RP-A code, AR4JA code [6], (3, 6)-regular protograph code [6], and (3, 6)-regular QC-LDPC code [6], [7], over a P2P BF channel with two fading blocks. Referring to Fig. 5(a), the RP-A code accomplishes a gain of 4.5 dB with respect to the regular protograph code and QC-LDPC code. On the other hand, the AR4JA code is outperformed by the other three codes. It is obvious that the RP-A code possesses the full-diversity property [8]. More importantly, the RP-A code exhibits a gap of 2.0 dB to the outage limit. Since the scale of SNR for ECCs over BF channels is approximately ten times larger than the standard scale over AWGN channels, a 2.0-dB gap to the outage limit over a BF channel is similar to a 0.2-dB gap to Shannon limit over an AWGN channel.

For further insight, we present the WER curves of the rate-1/4 RCRP-B code and conventional regular RC protograph code without rootcheck (called *RCP-B code*) [8] over a two-relay BF channel with the distributed CC protocol, and show the result in Fig. 5(b). As benchmarks, we also include the outage limit and WER curve of the MRC-based CC protocol (using a rate-1/4 bilayer regular RCRP code, called *RCRP-C code*) [11], [12] in the same figure. As illustrated, both the RCRP-B code and the RCRP-C code can achieve full diversity. One can also observe that the RCRP-B code benefits from the outage-limit-approaching performance and significantly outperforms the RCP-B code. In addition, the distributed CC protocol outperforms the MRC-based counterpart because the

former is tailored for the multi-relay BF channel.

Simulations have also been performed for the RP-related codes with different information lengths to fully demonstrate their near-outage-limit property. As observed, the codes with different lengths produce almost the same WER performance. Note that the RP-related codes can achieve much better performance than conventional protograph and LDPC codes without increasing the encoding complexity.

Remark: The RP-related codes possess the full-diversity property over BF channels irrespective of the fading distribution.

V. CONCLUSIONS AND FUTURE RESEARCH TRENDS

A. Conclusions

In this tutorial, we conducted a concise overview on the recently proposed RP codes over BF channels and their improved versions suitable for use in multi-relay configurations. In Sect. II, we introduced the models of P2P coded systems and relay CC systems, and presented their respective transmission mechanisms. After that, we summarized in Sect. III the concept and construction methodology of the full-diversity RP codes over P2P BF channels. We further discussed how to extend the RP codes to the RCRP codes for application in relay systems. In Sect. IV, we presented simulation results to demonstrate that the RP-related codes are capable of obtaining outage-limit-approaching WER performance over P2P and relay BF channels. All in all, the RP-related codes possess very excellent finite-length performance and simple structures, and thus stand out as a promising alternative for 5G networks under slow-fading conditions.

B. Future Research Trends

1) **Improved Decoding Algorithms:** Most related works in the literature focused on the code construction of full-diversity

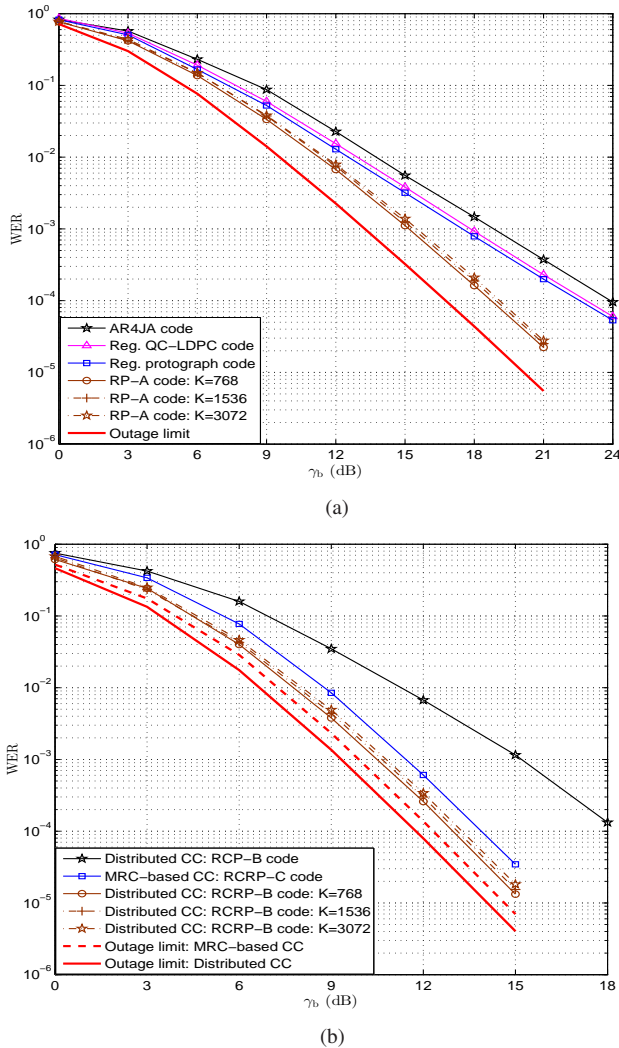


Fig. 5. WER results: (a) Four different codes over a P2P BF channel; (b) Two different codes under the distributed CC protocol over a two-relay BF channel.

protograph codes over BF channels. Nevertheless, little research attention has been paid to the decoding aspect. Good decoding algorithms are of particular importance for further narrowing the gap to the outage limit of BF channels. As such, it is very interesting to devise enhanced decoding algorithms that can better match the RP codes in slow-fading channels.

- 2) **RP-Coded Modulation:** In 5G networks, higher-order modulations are usually preferred over the BPSK because they can improve the throughput under limited bandwidth. The RP-related codes can be promptly applied to the quadrature PSK (QPSK) scenario without compromising any error performance. However, extending the full-diversity RP-code design to even higher-order modulations is still a challenging task and deserves further work.
- 3) **Protograph Codes for Time-Varying Fading Channels:** Although we restrict our attention to slow-fading channel in this paper, the time-varying fading channel that takes into account the Doppler effect is also very important. This type of channel model is commonly used to describe the wireless scenarios with high mobility, especially for

high-speed railway and vehicle networks. Therefore, more research effort may be invested into the protograph-code design over such channels.

- 4) **Variants of Protograph Codes:** Another interesting research topic is to explore variants of protograph codes with better performance. In addition to binary protograph codes, convolutional protograph codes and spatially-coupled protograph codes have attracted growing interest in recent years [15]. Both variants are more effective than the existing protograph codes from certain perspectives. Thanks to the above reasons, a focus on developing robust design methodologies for such meritorious variants in future wireless-communication systems is certainly to be expected.

ACKNOWLEDGEMENTS

This work of Y. Fang, P. Chen, G. Cai, F. C. M. Lau, and G. Han was supported in part by the National Natural Science Foundation of China (Nos. 61771149, 61871132, 61701121, 61871136), the Hong Kong Scholars Program under Grant G-YZ0H, the Open Research Fund of State Key Laboratory of Integrated Services Networks under Grant ISN19-04, the Guangdong Province Universities and Colleges Pearl River Scholar Funded Scheme under Grant 2017-ZJ022, the Guangdong Innovative Research Team Program (2014ZT05G157), the Research Project of the Education Department of Guangdong Province (Nos. 2017KTSCX060, 2017KZDXM028), and the Fujian Education Distinguished Researcher 2017. The work of S. C. Liew was supported in part by the General Research Funds (Project No. 14200417), established under the University Grant Committee of the Hong Kong Special Administrative Region, China. Pingping Chen is the corresponding author.

REFERENCES

- [1] E. Biglieri, J. Proakis, and S. Shamai, "Fading channels: Information-theoretic and communications aspects," *IEEE Trans. Inf. Theory*, vol. 44, no. 6, pp. 2619–2692, Oct. 1998.
- [2] J. Boutros, A. Guillen i Fabregas, E. Biglieri, and G. Zemor, "Low-density parity-check codes for nonergodic block-fading channels," *IEEE Trans. Inf. Theory*, vol. 56, no. 9, pp. 4286–4300, Sept. 2010.
- [3] D. Duyck, J. Boutros, and M. Moeneclaey, "Low-density graph codes for coded cooperation on slow fading relay channels," *IEEE Trans. Inf. Theory*, vol. 57, no. 7, pp. 4202–4218, Jul. 2011.
- [4] A. Dehghan and A. H. Banihashemi, "On the Tanner graph cycle distribution of random LDPC, random protograph-based LDPC, and random quasi-cyclic LDPC code ensembles," *IEEE Trans. Inf. Theory*, vol. 64, no. 6, pp. 4438–4451, Jun. 2018.
- [5] A. K. Pradhan, A. Thangaraj, and A. Subramanian, "Construction of near-capacity protograph LDPC code sequences with block-error thresholds," *IEEE Trans. Commun.*, vol. 64, no. 1, pp. 27–37, Jan. 2016.
- [6] Y. Fang, G. Bi, and Y. L. Guan, "Design and analysis of root-protograph LDPC codes for non-ergodic block-fading channels," *IEEE Trans. Wireless Commun.*, vol. 14, no. 2, pp. 738–749, Feb. 2015.
- [7] D. G. M. Mitchell, R. Smarandache, and D. J. Costello, "Quasi-cyclic LDPC codes based on pre-lifted protographs," *IEEE Trans. Inf. Theory*, vol. 60, no. 10, pp. 5856–5874, Oct. 2014.
- [8] Y. Fang, S. C. Liew, and T. T. Wang, "Design of distributed protograph LDPC codes for multi-relay coded-cooperative networks," *IEEE Trans. Wireless Commun.*, vol. 16, no. 11, pp. 7235–7251, Nov. 2017.
- [9] A. Nosratinia, T. E. Hunter, and A. Hedayat, "Cooperative communication in wireless networks," *IEEE Commun. Mag.*, vol. 42, no. 10, pp. 74–80, Oct. 2004.

- [10] Y. Fang, Y. L. Guan, G. Bi, L. Wang, and F. C. M. Lau, "Rate-compatible root-protograph LDPC codes for quasi-static fading relay channels," *IEEE Trans. Veh. Technol.*, vol. 65, no. 4, pp. 2741–2747, Apr. 2016.
- [11] J. Moualeu, W. Hamouda, H. Xu, and F. Takawira, "Multi-relay turbo-coded cooperative diversity networks over Nakagami- m fading channels," *IEEE Trans. Veh. Technol.*, vol. 62, no. 9, pp. 4458–4470, Nov. 2013.
- [12] M. Elfituri, W. Hamouda, and A. Ghrayeb, "A convolutional-based distributed coded cooperation scheme for relay channels," *IEEE Trans. Veh. Technol.*, vol. 58, no. 2, pp. 655–669, Feb. 2009.
- [13] J. J. Boutros, "Diversity and coding gain evolution in graph codes," in *Proc. Inf. Theory and Applications (ITA) Workshop*, Feb. 2009, pp. 34–43.
- [14] M. Simsek, A. Aijaz, M. Dohler, J. Sachs, and G. Fettweis, "5G-enabled tactile internet," *IEEE J. Sel. Areas Commun.*, vol. 34, no. 3, pp. 460–473, Mar. 2016.
- [15] T. Jerkovits, G. Liva, and A. G. i Amat, "Improving the decoding threshold of tailbiting spatially coupled LDPC codes by energy shaping," *IEEE Commun. Lett.*, vol. 22, no. 4, pp. 660–663, Apr. 2018.