

Mixed-Triggered Reliable Control for Singular Networked Cascade Control Systems with Randomly Occurring Cyber Attack

Sathishkumar Murugesan and Yen-Chen Liu

Abstract—In this paper, the issue of mixed-triggered reliable dissipative control is investigated for singular networked cascade control systems (NCCSs) with actuator saturation and randomly occurring cyber attacks. In order to utilize the limited communication resources effectively, a more general mixed-triggered scheme is established which includes both schemes namely time-triggered and event-triggered in a single framework. In particular, two main factors are incorporated to the proposed singular NCCS model namely, actuator saturation and randomly occurring cyber attack, which is an important role to damage the overall network security. By employing Lyapunov-Krasovskii stability theory, a new set of sufficient conditions in terms of linear matrix inequalities (LMIs) is derived to guarantee the singular NCCSs to be admissible and strictly $(\mathcal{Q}, \mathcal{S}, \mathcal{R})$ -dissipative. Subsequently, a power plant boiler-turbine system based on a numerical example is provided to demonstrate the effectiveness of the proposed control scheme.

Index Terms—Mixed-triggering scheme, singular networked cascade control systems, cyber attack, actuator saturation.

I. INTRODUCTION

In more recent years, cascade control systems have grabbed remarkable attention from researchers due to its numerous applications in many technical areas, e.g. power plants, neural networks, chemical reactors, and networked control systems. To mention specifically, this control algorithm utilizes a pair of control loops, where the second loop (secondary loop) is embedded with the first loop (primary loop). The first loop is responsible to the system stability, and the second loop is able to quickly eliminate the disturbances [1], [2]. Nowadays much significance is given to real-time networked control systems due to the unique features of reduced weight and power requirements, low cost, simple installation and maintenance, higher flexibility, and easy reconfigurability. Therefore, it is vital to analysis the combination of the cascade control systems and networked control systems, known as networked cascade control systems.

Singular systems, also known as differential algebraic or descriptor systems, have been vastly discussed by researchers in the control society. The emerging area attracts significant attentions because they arise naturally in various scientific fields, such as chemical process, economic systems, power systems, electrical networks, and mechanical systems [5],

This work was supported in part by the Ministry of Science and Technology, Taiwan, under grants MOST 107-2811-E-006-537 and MOST 108-2636-E-006-007.

S. Murugesan and Y.-C. Liu are with the Department of Mechanical Engineering, National Cheng Kung University, Tainan 70101, Taiwan, e-mail:{sathishmaths21@gmail.com, yliu@mail.ncku.edu.tw}.

[6]. Furthermore, despite of several advantages of singular NCCSs, it inevitably leads to a few major issues, such as time-varying delay, unpredictable actuator fault and exogenous disturbances which formulates the analysis and design of singular NCCSs very complicated.

It is essential to improve the communication constraints so as to transmit the large control information by the limited bandwidth communication network. To ensure the performance of NCCSs in practice and to overcome the drawback of inadequate bandwidth resources, event-triggering communication schemes have been predominantly considered. In contrast to the conventional communication of time-triggering, the former can be opted, as it facilitates to release the sample data packets into the network more efficiently. Recently, various works on event-triggering communication have been discussed [7], [8], [9]. In the practical point of view, it is necessary and important to consider the combination of both time- and event-triggering, which is known as a mixed triggered scheme [10].

It is executed by making use of random switch connecting time- and event-triggered. Accordingly the implementation of mixed triggered scheme results in enhancement of the system performance and that minimize the network transmission at a time. Moreover, the reliable control design has gained significance since it has the capability of maintaining system stability and holds performance of the required systems even though the actuator faults are present [11], [12], [13]. Furthermore, the most of the real-time actuators can distribute input signals of bounded amplitude only because of physical restrictions which may lead to the actuator saturation phenomenon [10], [14]. Recently, more focus has been paid to cyber attack in networked control systems due to its vigorously opening-up property of data-transmission channels through an unsecured communication network medium which are vulnerable to be disrupted by ambiguity. Additionally, it can be classified as deception attacks [15], replay attacks [16] and denial of service attacks [17]. For example, the controller design problem is addressed for networked systems with stochastic cyber attack based on a mixed-triggering scheme [18].

Up to now, only a few works have been done previously on control synthesis and stability analysis of singular NCCSs. Some vital glitches in controller schemes such as stochastic cyber attack, actuator faults, actuator saturation and disturbances have not so far been considered for singular NCCSs. The aforementioned works motivate and draw our research interest towards establishing a mixed-triggered control design with respect to unexpected actuator faults and saturation for

singular NCCSs under external disturbances and randomly occurring cyber attack. Some notable features of this paper are encapsulated with unique aspects as given below:

- (i) A novel primary and secondary mixed-triggered reliable dissipative controller design is developed for the singular NCCSs with actuator saturation, unexpected actuator faults and randomly occurring cyber attack.
- (ii) In the proposed strictly $(\mathcal{Q}, \mathcal{S}, \mathcal{R})$ dissipativity results consolidates the results of H_∞ , passivity and mixed H_∞ and passivity, which makes the considered issue more general one.
- (iii) Based on the Lyapunov stability theorem, a novel mixed-triggered reliable dissipative control is developed, which ensures the admissibility of the proposed system.

II. PRELIMINARIES AND PROBLEM FORMULATION

In this paper, singular NCCSs with actuator saturations and stochastic cyber attacks are considered with mixed-triggered reliable dissipative control. As shown in Fig. 1, the structure of the cascade control system contains two loops. The inner loop is made up of secondary plant Σ_2 , secondary sensor S_2 , secondary controller. The outer loop is composed of the primary plant Σ_1 , primary sensor S_1 , primary controller, and the actuator A . A network is assumed to connect the sensor and primary controller in the cascade control system, which constitutes the singular NCCS studied in this paper.

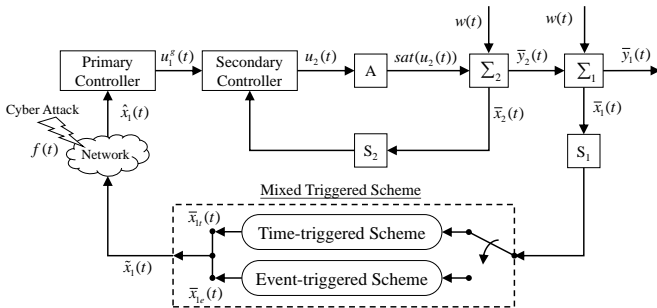


Fig. 1. Configuration diagram of the proposed reliable mixed-triggered control for singular NCCSs

A. Cascade Control System

We consider that the primary plant Σ_1 of the NCCSs is described by

$$\Sigma_1: \begin{cases} \dot{x}_1 = A_1 x_1 + B_1 y_2, \\ y_1 = C_1 x_1 + D_1 w, \end{cases} \quad (1)$$

where x_1 is the state vector of Σ_1 , y_1 is the output vector, A_1 , B_1 , C_1 and D_1 are known constant matrices with appropriate dimensions, y_2 is the output of the Σ_2 . In the proposed system, the secondary plant Σ_2 is modeled by using a class of singular systems with state delay that

$$\Sigma_2: \begin{cases} \mathcal{E} \dot{x}_2 = A_2 x_2 + A_3 x_2(t - \theta(t)) + B_2 \text{sat}(u_2) + B_3 w, \\ y_2 = C_2 x_2 + D_2 w, \\ x_2 = \phi, \quad t \in [-\theta, 0], \end{cases} \quad (2)$$

where \bar{x}_2 and u_2 are the state vector and control input vector of the Σ_2 , w is the exogenous disturbances which belongs to $\mathcal{L}_2[0, \infty)$, \bar{y}_2 is the output of the secondary plant, and A_2 , A_3 , B_2 , B_3 , C_2 and D_2 are known constant matrices with appropriate dimensions. Additionally, the matrix \mathcal{E} may be singular and it is assumed that $\text{rank}(\mathcal{E}) = r \leq n$, and the function ϕ is the initial condition defined on $[\theta, 0]$. The term $\theta(t)$ denotes the time-varying delay and satisfies $0 \leq \theta(t) \leq \bar{\theta}$ with $\dot{\theta}(t) \leq \lambda < 1$, where λ is a positive integer representing maximum time delay. Moreover, $\text{sat}(u_2)$ denotes the saturation function of the actuator in Σ_2 , which is defined as $\text{sat}(u_2) = [\text{sat}(u_2^1) \quad \text{sat}(u_2^2) \quad \cdots \quad \text{sat}(u_2^m)]^T \in \mathbb{R}^m$ where

$$\text{sat}(u_2^i) = \begin{cases} \bar{\Xi}_i, & u_2^i > \bar{\Xi}_i \\ u_2^i, & -\bar{\Xi}_i \leq u_2^i \leq \bar{\Xi}_i, \quad i = 1, 2, \dots, m \\ -\bar{\Xi}_i, & u_2^i < -\bar{\Xi}_i \end{cases} \quad (3)$$

with $\bar{\Xi}_i$ denotes the known upper limits of actuator saturation constraints in Σ_2 . The output of the saturation function $\text{sat}(u_2)$ can be split into two sections which includes linear and nonlinear. Therefore, the following saturation model will be considered [10] in this paper

$$\text{sat}(u_2) = u_2 - \Psi(u_2). \quad (4)$$

Furthermore, the dead-zone nonlinearity function $\Psi(u_2)$ satisfies the following condition that there exists $\varepsilon \in (0, 1)$ with $\varepsilon = \max\{\varepsilon_1, \varepsilon_2, \dots, \varepsilon_m\}$ such that

$$\varepsilon u_2^T u_2 \geq \Psi^T(u_2) \Psi(u_2). \quad (5)$$

In order to construct the suitable controller for the primary and secondary plant, we design the following state feedback controller as

$$\begin{cases} u_1^s = \mathbb{G} u_1 = \mathbb{G} \mathcal{K}_1 \hat{x}_1, \\ u_2 = u_1^s + \mathcal{K}_2 \bar{x}_2, \end{cases} \quad (6)$$

where \mathcal{K}_1 and \mathcal{K}_2 are the state feedback control gain matrices of primary and secondary controllers, respectively. In (6), \hat{x}_1 is the actual state input of primary controller. The reliable control law u_1^s is defined as $u_1^s = \mathbb{G} u_1$, where \mathbb{G} is the actuator fault matrix and it is possible to defined in the following matrix form that $\mathbb{G} = \text{diag}\{g_1, g_2, \dots, g_m\}$ with $0 \leq \underline{g}_k \leq g_k \leq \bar{g}_k \leq 1$, $k = 1, 2, \dots, m$. When $g_k = 0$, the k^{th} actuator fully fails, whereas $g_k = 1$ means that the k^{th} actuator functions normally. For the sake of simplicity, we define $\bar{\mathbb{G}} = \text{diag}\{\bar{g}_1, \bar{g}_2, \dots, \bar{g}_m\}$, $\underline{\mathbb{G}} = \text{diag}\{\underline{g}_1, \underline{g}_2, \dots, \underline{g}_m\}$, $\mathbb{G}_0 = \frac{\bar{\mathbb{G}} + \underline{\mathbb{G}}}{2}$, $\mathbb{G}_1 = \frac{\bar{\mathbb{G}} - \underline{\mathbb{G}}}{2}$. Thus, the fault matrix \mathbb{G} can be expressed in the following form

$$\mathbb{G} = \mathbb{G}_0 + \mathbb{G}_1 \bar{\Sigma}, \quad (7)$$

where $\bar{\Sigma} = \text{diag}\{l_1, l_2, \dots, l_m\} \in \mathbb{R}^{m \times m}$ with $-1 \leq l_k \leq 1$.

B. Problem formulation

It should be noted that a more general mixed-triggered control scheme is established to reduce the burden of network bandwidth, which is modeled in a probabilistic way by utilizing random variable to express the switch between time and event-triggered schemes. When the signal is passed through

the time-triggered scheme, the sampled measurements are periodic and it will be transmitted in time. Furthermore, the sequence of transmitting instant is denoted by $t_k h$ ($k = 1, 2, \dots$), where h is a sampling period, t_k ($k = 1, 2, \dots$) is a sequence set of positive integers, namely, $\{t_1, t_2, \dots\} = \{1, 2, \dots\}$. Roughly speaking, when the latest transmitting instant is $t_k h$ and the following transmitting instant is $t_{k+1} h = t_k h + h$. Therefore, η_{t_k} denotes the network-induced time-delay of sensor measurement sampled at the instant $t_k h$.

The singular NCCSs in Fig. 1 modeled with $\zeta(t) = t - t_k h$ and the sensor measurement of Σ_1 as

$$\bar{x}_{1t} = \bar{x}_1(t_k h) = \bar{x}_1(t - \zeta(t)), \quad t \in [t_k h + \zeta_{t_k}, t_{k+1} h + \zeta_{t_{k+1}}], \quad (8)$$

where $\zeta(t) \in [0, \zeta_2]$, ζ_2 is the upper bound of network-induced delay. Suppose the random switch signal passes through the channel of event-triggered scheme, the periodically sampled measurements will be transmitted to the communication network only possible when they violate the condition of triggering. Thus, the sequence of transmitting instant can be described in the event-triggering condition that

$$e_k^T W e_k \leq \mu \bar{x}_1^T(t_k h + lh) W \bar{x}_1(t_k h + lh), \quad (9)$$

where $e_k(t) = \bar{x}_1(t_k h) - \bar{x}_1(t_k h + lh)$, and $W > 0$ is a matrix, $l = 1, 2, \dots$ and scalar $\mu \in [0, 1)$. The latest transmitted signal is represented by $x_1(t_k h)$ at the latest triggering time $t_k h$. Whether the latest sampled signals $x(t_k h + lh)$ are possible to delivered or not depends on the condition (9). For improvement, the time intervals can be converted into many subintervals, which can be written in the following form that $[t_k h + \zeta_{t_k}, t_{k+1} h + \zeta_{t_{k+1}}] = \bigcup_{l=0}^d [t_k h + lh + \zeta_{t_k+l}, t_k h + lh + h + \zeta_{t_{k+1}+l}]$, where $l = 1, \dots, d$, $d = t_{k+1} - t_k - 1$. By letting $d(t) = t - t_k h - lh$, it is easy to obtain the limit of $d(t)$ as $0 < \zeta_{t_k+l} \leq d(t) \leq d_2$, in which $d_2 \triangleq h + \zeta_{t_{k+1}+l}$. Therefore, the sensor measurement can be modeled as

$$\bar{x}_{1e} = \bar{x}_1(t_k h) = \bar{x}_1(t - d(t)) + e_k, \quad t \in [t_k h + \zeta_{t_k}, t_{k+1} h + \zeta_{t_{k+1}}].$$

In order to frame the mixed-triggered scheme, we introduce the stochastic variable $\alpha(k)$ that satisfies the Bernoulli distributed white sequences with $\mathbb{E}\{\alpha(t)\} = \bar{\alpha}$, $\mathbb{E}\{\alpha(t) - \bar{\alpha}\} = 0$, and $\mathbb{E}\{(\alpha(t) - \bar{\alpha})^2\} = \sigma^2$. Based on the above discussion, the modified mixed-triggered control scheme is expressed by

$$\tilde{x}_1 = \alpha(t) \bar{x}_{1t} + (1 - \alpha(t)) \bar{x}_{1e}. \quad (10)$$

It is noted that the cyber attacks are established by a random manner. The nonlinear function $f(\bar{x}_1)$ is introduced to express the phenomena of cyber attack and its time delay is assumed to satisfy $0 < \tau(k) \leq \tau_2$. Moreover, the variable $\beta(k)$ is mutually independent and Bernoulli distributed white sequence, which is utilized to govern the randomly occurring cyber attacks.

$$\beta(t) = \begin{cases} 1, & \text{cyber attacks are executed} \\ 0, & \text{transmission is normal} \end{cases}. \quad (11)$$

Subsequently, with the mixed-triggered scheme and randomly occurring cyber attack, the primary control input can

be represented as

$$\hat{x}_1 = \beta(t) f(\bar{x}_1(t - \tau(t))) + (1 - \beta(t)) \bar{x}_1, \quad (12)$$

where $\Pr\{\beta(t) = 1\} = \mathbb{E}\{\beta(t)\} = \bar{\beta}$, $\Pr\{\beta(t) = 0\} = 1 - \mathbb{E}\{\beta(t)\} = 1 - \bar{\beta}$, $\mathbb{E}\{\beta(t) - \bar{\beta}\} = 0$, and $\mathbb{E}\{(\beta(t) - \bar{\beta})^2\} = \delta^2$. Hence, the primary controller of (6) can be rewritten as

$$u_1^s = \mathbb{G} u_1 = (1 - \beta(t))(1 - \alpha(t)) \left[\mathbb{G} \mathcal{K}_1 \bar{x}_1(t - d(t)) + \mathbb{G} \mathcal{K}_1 e_k \right] + \beta(t) \mathbb{G} \mathcal{K}_1 f(\bar{x}_1(t - \tau(t))) + (1 - \beta(t)) \alpha(t) \mathbb{G} \mathcal{K}_1 \bar{x}_1(t - \zeta(t)).$$

Therefore, from (1), (2), (4) and u_1^s , the closed-loop control system can be described by

$$\begin{cases} \dot{\bar{x}}_1 = A_1 \bar{x}_1 + B_1 C_2 \bar{x}_2 + B_1 D_2 w, \\ \mathcal{E} \dot{\bar{x}}_2 = A_2 \bar{x}_2 + A_3 \bar{x}_2 (t - \theta(t)) \\ \quad + (1 - \beta(t)) \alpha(t) B_2 \mathbb{G} \mathcal{K}_1 \bar{x}_1(t - \zeta(t)) \\ \quad + (1 - \beta(t)) (1 - \alpha(t)) B_2 \mathbb{G} \mathcal{K}_1 \bar{x}_1(t - d(t)) \\ \quad + (1 - \beta(t)) (1 - \alpha(t)) B_2 \mathbb{G} \mathcal{K}_1 e_k \\ \quad + \beta(t) B_2 \mathbb{G} \mathcal{K}_1 f(\bar{x}_1(t - \tau(t))) \\ \quad + B_2 \mathcal{K}_2 \bar{x}_2 - B_2 \Psi(u_2) + B_3 w, \\ \bar{y}_1 = C_1 \bar{x}_1 + D_1 w. \end{cases} \quad (13)$$

Here, we recall definitions and lemmas are more essential to get the required results.

Definition 2.1: [1] The pair (\mathcal{E}, A_2) is said to be regular if $\det(s\mathcal{E} - A_2)$ is not identically zero and the pair (\mathcal{E}, A_2) is said to be impulse free if $\deg(\det(s\mathcal{E} - A_2)) = \text{rank}(\mathcal{E})$. Further, the unforced singular system is said to be regular and impulse free, if the pair (\mathcal{E}, A_2) is regular and impulse free.

Definition 2.2: [19] Given scalar $\gamma > 0$ matrices \mathcal{Q} , \mathcal{R} and \mathcal{S} with \mathcal{Q} and \mathcal{R} real symmetric, the closed-loop systems (13) is strictly $(\mathcal{Q}, \mathcal{S}, \mathcal{R})$ dissipative if for $t > 0$ under zero initial state, the following condition is satisfied:

$$\langle \bar{y}_1, \mathcal{Q} \bar{y}_1 \rangle_t + 2 \langle \bar{y}_1, \mathcal{S} w \rangle_t + \langle w, \mathcal{R} w \rangle_t \geq \gamma \langle w, w \rangle_t.$$

Without loss of generality, we assume that the matrix $\mathcal{Q} \leq 0$, $\tilde{\mathcal{Q}} = \sqrt{-\mathcal{Q}}$ and $\langle u, v \rangle_t = \int_0^t u^T v dt$.

Lemma 2.3: [1] Given constant matrices Ω_1 , Ω_2 and Ω_3 with appropriate dimensions, where $\Omega_1 = \Omega_1^T < 0$ and $\Omega_2 = \Omega_2^T > 0$ then $\Omega_1 + \Omega_3^T \Omega_2^{-1} \Omega_3 < 0$ if and only if $\begin{bmatrix} \Omega_1 & \Omega_3^T \\ * & -\Omega_2 \end{bmatrix} < 0$.

Lemma 2.4: [12] Let M , N and $F(t)$ be real constant matrices of appropriate dimensions with $F(t)$ satisfying $F^T(t)F(t) \leq I$, then there exists a scalar $\varepsilon > 0$, such that $MF(t)N + (MF(t)N)^T \leq \varepsilon^{-1}MM^T + \varepsilon N^T N$.

Lemma 2.5: [10] Consider a given matrix $R = R^T > 0$. Then, for all continuously differentiable function \dot{x} in $[a, b] \rightarrow \mathbb{R}^n$, the following inequality holds:

$$-\int_a^b \dot{x}^T(s) R \dot{x}(s) ds \leq -\frac{1}{b-a} \begin{bmatrix} \Pi_1^T \\ \Pi_2^T \end{bmatrix}^T \begin{bmatrix} R & 0 \\ * & 3R \end{bmatrix} \begin{bmatrix} \Pi_1^T \\ \Pi_2^T \end{bmatrix},$$

where $\Pi_1 = x(b) - x(a)$ and $\Pi_2 = x(b) + x(a) - \frac{2}{b-a} \int_a^b x(s) ds$.

Lemma 2.6: [10] Suppose that there exists a matrix $M \in \mathbb{R}^{n \times n}$ satisfying $\begin{bmatrix} R & M^T \\ * & R \end{bmatrix} \geq 0$ for given symmetric positive

definite matrices $\mathbb{R}^{n \times n}$. Then, for any scalar $\theta \in (0, 1)$, the following inequality holds:

$$\begin{bmatrix} \frac{1}{\theta}R & 0 \\ 0 & \frac{1}{1-\theta}R \end{bmatrix} \geq \begin{bmatrix} R & M^T \\ * & R \end{bmatrix}.$$

Lemma 2.7: [20] For ny constant matrix $W_1 > 0$, any scalars a and b with $a < b$ and a vector function $x : [a, b] \rightarrow \mathbb{R}^n$, the following integral inequality holds:

$$\left[\int_a^b x(s)ds \right]^T W_1 \left[\int_a^b x(s)ds \right] \leq (b-a) \int_a^b x^T(s)W_1x(s)ds.$$

Lemma 2.8: [20] For any matrix $R \in \mathbb{R}^{n \times m}$, $R = R^T > 0$, any differentiable function ω in $[a, b] \rightarrow \mathbb{R}^n$ the following inequalities holds:

$$\int_a^b \dot{\omega}^T(s)R\dot{\omega}(s)ds \geq \frac{\zeta^T \left[W_1^T R W_1 + \pi^2 W_2^T R W_2 \right] \zeta}{b-a},$$

where $\zeta = [\omega^T(b) \ \omega^T(a) \ \int_a^b \omega^T(s)/(b-a)ds]^T$, $W_1 = [I - I \ 0]$, $W_2 = [I/2 \ I/2 \ -I]$.

III. MAIN RESULTS

In this section, we obtain the sufficient conditions for stability and stabilization of the singular NCCSs (13) will be derived by using the Lyapunov-Krasovskii functional method and mixed-triggered reliable controller. First, we develop the conditions which ensures that the singular NCCSs (13) is admissible in the absence of external disturbances. Next, this results can be easily extended to obtain mixed-triggered reliable $(\mathcal{Q}, \mathcal{S}, \mathcal{R})$ dissipative controller that guarantees the stability of the system with known and unknown actuator failures by using LMI technique.

Theorem 3.1: For given positive scalars $\bar{\alpha}, \bar{\beta}, \lambda, \gamma, \varepsilon_1, \varepsilon_2, \varepsilon_3, \varepsilon_4$ and ε_f , the upper bound of time-delays $\zeta_2, d_2, \tau_2, \bar{\theta}$, trigger parameter μ , and given matrices $F, \mathcal{Q} = \mathcal{Q}^T, \mathcal{R} = \mathcal{R}^T$ and \mathcal{S} , the actuator fault matrix \mathbb{G} is known, the singular NCCSs (13) is mean-square asymptotically admissible and strictly dissipative, if there exist symmetric positive definite matrices $X_1, X_2, \hat{Q}_1, \hat{Q}_2, \hat{Q}_3, \hat{Q}_4, \hat{Q}_4, \hat{Z}_1, \hat{Z}_2, \hat{R}_1, \hat{R}_2, \hat{R}_3, \hat{W} > 0$ and matrices $Y_1, Y_2, \hat{U}_{i1}, \hat{U}_{i2}, \hat{U}_{i3}, \hat{U}_{i4}$ ($i = 1, 2, 3$) such that the following LMIs hold

$$X_2^T \mathcal{E}^T = \mathcal{E} X_2 \geq 0, \quad (14)$$

$$\hat{\Omega} = \begin{bmatrix} [\check{\Omega}]_{22 \times 22} & \hat{\Omega}_1 \\ * & \hat{\Omega}_2 \end{bmatrix} < 0, \quad (15)$$

$$\begin{bmatrix} \hat{R}_i & 0 & \hat{U}_{i1}^T & \hat{U}_{i3}^T \\ * & 3\hat{R}_i & \hat{U}_{i2}^T & \hat{U}_{i4}^T \\ * & * & \hat{R}_i & 0 \\ * & * & * & 3\hat{R}_i \end{bmatrix} \geq 0, \quad i = 1, 2, 3 \quad (16)$$

where $\hat{\Omega}$ parameters are given in Appendix VI-A. Furthermore, the desired state feedback reliable controller gain matrices can be calculated by $\mathcal{K}_1 = Y_1 X_1^{-1}$ and $\mathcal{K}_2 = Y_2 X_2^{-1}$.

Proof: The proof of Theorem 3.1 is referred to Appendix VI-B. ■

Next, we present the actuator fault matrix \mathbb{G} is unknown and satisfying (7), the mixed-triggered reliable controller

is designed through the upcoming theorem by utilizing the sufficient conditions in Theorem 3.1.

Theorem 3.2: For given positive scalars $\bar{\alpha}, \bar{\beta}, \lambda, \gamma, \varepsilon_1, \varepsilon_2, \varepsilon_3, \varepsilon_4$ and ε_f , the upper bound of time-delays $\zeta_2, d_2, \tau_2, \bar{\theta}$, trigger parameter μ , the actuator fault matrix \mathbb{G} is unknown and matrices $F, \mathcal{Q} = \mathcal{Q}^T, \mathcal{R} = \mathcal{R}^T$ and \mathcal{S} , the singular NCCSs (13) is mean-square asymptotically admissible and strictly $(\mathcal{Q}, \mathcal{S}, \mathcal{R})$ dissipative, if there exist symmetric positive definite matrices $X_1, X_2, \hat{Q}_1, \hat{Q}_2, \hat{Q}_3, \hat{Q}_4, \hat{Q}_4, \hat{Z}_1, \hat{Z}_2, \hat{R}_1, \hat{R}_2, \hat{R}_3, \hat{W} > 0$ and matrices $Y_1, Y_2, \hat{U}_{i1}, \hat{U}_{i2}, \hat{U}_{i3}, \hat{U}_{i4}$ ($i = 1, 2, 3$) such that the following LMI together with (14) and (16) holds

$$\hat{\Lambda} = \begin{bmatrix} \Theta & \bar{B} \\ * & \bar{\varepsilon} \end{bmatrix} < 0, \quad (17)$$

where the parameters in the matrix $\hat{\Lambda}$ are listed in Appendix VI-C. Moreover, the desired primary and secondary controller gain matrices can be obtain as $\mathcal{K}_1 = Y_1 X_1^{-1}$ and $\mathcal{K}_2 = Y_2 X_2^{-1}$, respectively.

Proof: We take actuator fault matrix \mathbb{G} is unknown and satisfying the fault constraint (7), the LMI condition (15) in Theorem 3.1 for the design of reliable controller can be expressed as

$$\begin{aligned} \Lambda = & \Theta + \bar{B}_1^T \Sigma^T \bar{Y}_1 + \bar{Y}_1^T \Sigma \bar{B}_1 + \bar{B}_2^T \Sigma^T \bar{Y}_2 + \bar{Y}_2^T \Sigma \bar{B}_2 \\ & + \bar{B}_3^T \Sigma^T \bar{Y}_3 + \bar{Y}_3^T \Sigma \bar{B}_3 + \bar{B}_4^T \Sigma^T \bar{Y}_4 + \bar{Y}_4^T \Sigma \bar{B}_4 \\ & + \bar{B}_5^T \Sigma^T \bar{Y}_5 + \bar{Y}_5^T \Sigma \bar{B}_5 + \bar{B}_6^T \Sigma^T \bar{Y}_6 + \bar{Y}_6^T \Sigma \bar{B}_6 \\ & + \bar{B}_7^T \Sigma^T \bar{Y}_7 + \bar{Y}_7^T \Sigma \bar{B}_7 + \bar{B}_8^T \Sigma^T \bar{Y}_8 + \bar{Y}_8^T \Sigma \bar{B}_8, \end{aligned} \quad (18)$$

where Θ is obtained by replacing \mathbb{G} by \mathbb{G}_0 in $\hat{\Omega}$. Thus, it is immediately follows from Lemma 2.4 that

$$\begin{aligned} \hat{\Lambda} = & \Theta + \bar{\varepsilon}_1 \bar{B}_1^T \bar{B}_1 + \bar{\varepsilon}_1^{-1} \bar{Y}_1^T \bar{Y}_1 + \bar{\varepsilon}_2 \bar{B}_2^T \bar{B}_2 + \bar{\varepsilon}_2^{-1} \bar{Y}_2^T \bar{Y}_2 \\ & + \bar{\varepsilon}_3 \bar{B}_3^T \bar{B}_3 + \bar{\varepsilon}_3^{-1} \bar{Y}_3^T \bar{Y}_3 + \bar{\varepsilon}_4 \bar{B}_4^T \bar{B}_4 + \bar{\varepsilon}_4^{-1} \bar{Y}_4^T \bar{Y}_4 \\ & + \bar{\varepsilon}_5 \bar{B}_5^T \bar{B}_5 + \bar{\varepsilon}_5^{-1} \bar{Y}_5^T \bar{Y}_5 + \bar{\varepsilon}_6 \bar{B}_6^T \bar{B}_6 + \bar{\varepsilon}_6^{-1} \bar{Y}_6^T \bar{Y}_6 \\ & + \bar{\varepsilon}_7 \bar{B}_7^T \bar{B}_7 + \bar{\varepsilon}_7^{-1} \bar{Y}_7^T \bar{Y}_7 + \bar{\varepsilon}_8 \bar{B}_8^T \bar{B}_8 + \bar{\varepsilon}_8^{-1} \bar{Y}_8^T \bar{Y}_8. \end{aligned} \quad (19)$$

Then by using Lemma 2.3, aforementioned condition (19) is equivalent to LMI (17). Hence, the singular NCCSs (13) is mean-square asymptotically stabilized through the proposed controller scheme and strictly $(\mathcal{Q}, \mathcal{S}, \mathcal{R})$ dissipative. This completes the proof of this theorem. ■

IV. NUMERICAL EXAMPLE

In this section, we present a numerical example to illustrate the effectiveness of the theoretical results. For this purpose, a power plant boiler-turbine system is considered which can be expressed by Σ_1 and Σ_2 . Then, the system parameter values are borrowed from [1] which are given below:

$$\begin{aligned} \mathcal{E} = & \begin{bmatrix} 1 & 0 \\ 0 & 0 \end{bmatrix}, A_1 = \begin{bmatrix} -1 & 0 \\ -1 & -2 \end{bmatrix}, A_2 = \begin{bmatrix} 1.3 & 1 \\ 0.2 & 0 \end{bmatrix}, \\ A_3 = & \begin{bmatrix} 0.2 & 0.1 \\ 0.2 & 1 \end{bmatrix}, B_1 = \begin{bmatrix} 0.2 \\ 0.1 \end{bmatrix}, B_2 = \begin{bmatrix} 0.2 \\ 1 \end{bmatrix}, B_3 = \begin{bmatrix} -0.4 \\ 0.1 \end{bmatrix}, \\ C_1 = & [0 \ 0.1], C_2 = [-0.3 \ 0.1], D_1 = 0.2, D_2 = 0.1. \end{aligned}$$

Case 1: If we set $\bar{\alpha} = 0.25$, then the signal is transmitted via mixed-triggered scheme. In this scheme, the rest of parameters involved in this simulations are given as $\zeta_2 = 0.5$, $\tau_2 = 0.5$, $d_2 = 0.5$, $\theta = 0.5$, $\mu = 0.16$, $\lambda = 0.05$, $\gamma = 0.1$, $\varepsilon_1 = \varepsilon_2 = \varepsilon_3 = \varepsilon_4 = \varepsilon_f = 1$, $\varepsilon = 0.2$, $h = 0.1s$, $\bar{\beta} = 0.02$ and also let we take matrices $\mathcal{L} = -0.8$, $\mathcal{S} = -0.8$, $\mathcal{R} = 1.5$, $F = \text{diag}\{0.02, 0.1\}$. Now, we look in to the actuator fault matrix \mathbb{G} lie in an interval $[0.6, 0.8]$. Then, by solving the LMIs given in Theorem 3.2, the corresponding $(\mathcal{L}, \mathcal{S}, \mathcal{R})$ dissipative control gain matrices can be obtained as $\mathcal{K}_1 = 10^{-3} \times [-0.2030 \quad 0.4837]$ and $\mathcal{K}_2 = [-3.8497 \quad -2.4732]$, and event-triggered matrix is

$$W = \begin{bmatrix} 3.9551 & 0.2531 \\ 0.2531 & 5.0434 \end{bmatrix}. \quad (20)$$

The initial conditions of the primary and secondary plants are given as $[-5.5 \quad -2.5]^T$ and $[6 \quad -12.96]^T$, respectively. The external disturbance input $w(t)$ is chosen as

$$w(t) = \begin{cases} \sin(t), & 0 < t \leq 5, \\ 0, & \text{otherwise} \end{cases}. \quad (21)$$

The nonlinear signal of cyber attack is taken as

$$f(x_1) = \begin{bmatrix} -\tanh(0.02x_{11}(t)) \\ -\tanh(0.1x_{12}(t)) \end{bmatrix}. \quad (22)$$

The system state and control responses of primary plant are shown in Fig. 2. Also, the state and control responses of secondary plant are presented in Fig. 3. The Bernoulli distribution of random variables $\alpha(t)$ and $\beta(t)$ are plotted in Fig. 4 which are introduced to connecting the mixed triggered scheme by switch rule and occurrence of cyber attack used in the simulation. In Fig. 5, the simulation curves of attack function is depicted.

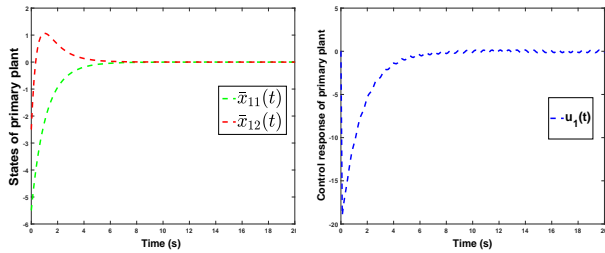


Fig. 2. State and control responses for primary plant

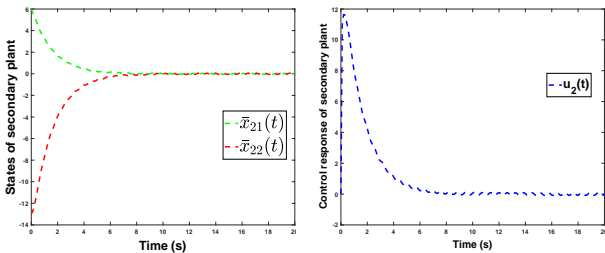


Fig. 3. State and control responses for secondary plant

Case 2: By letting $\bar{\alpha} = 1$, then the signal is transmitted via time-triggered scheme. choose sampling period $h =$

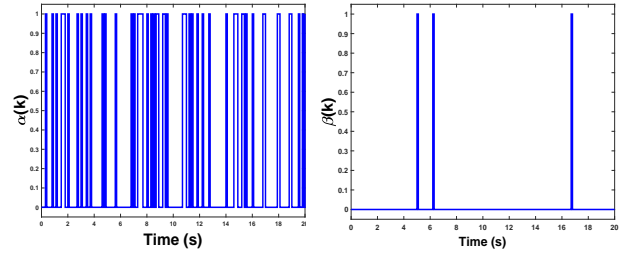


Fig. 4. $\alpha(t)$ with $\bar{\alpha} = 0.25$ and $\beta(t)$ with $\bar{\beta} = 0.02$

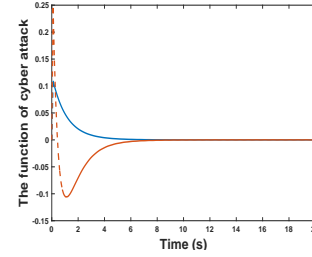


Fig. 5. Attack function

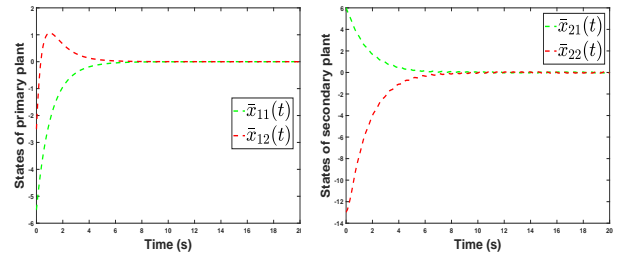


Fig. 6. State responses of primary and secondary plants when $\bar{\alpha} = 1$

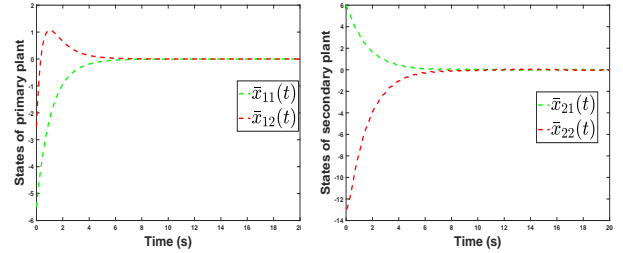


Fig. 7. State responses of primary and secondary plants when $\bar{\alpha} = 0$

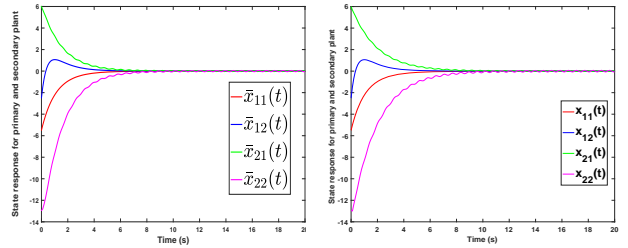


Fig. 8. State response of proposed and Figure 4 in [1]

0.01s. Moreover, the initial condition, exogenous disturbance signal, and the rest of parameters are taken as same as in the previous case. From Theorem 3.2, we calculate the

parameters of the controller gain matrices as $\mathcal{K}_1 = 10^{-3} \times [-0.2103 \ 0.1165]$ and $\mathcal{K}_2 = [-3.7951 \ -2.4750]$. The state responses of primary plant and secondary plant are shown in Fig. 6.

Case 3: If we fix $\bar{\alpha} = 0$, then the signal is transmitted via event-triggered scheme. According to Theorem 3.2, the state feed-back controller gains are achieved as $\mathcal{K}_1 = 10^{-3} \times [-0.1581 \ 0.1355]$ and $\mathcal{K}_2 = [-3.8146 \ -2.4847]$, and the corresponding event-triggered matrix is

$$W = \begin{bmatrix} 3.3959 & 0.2204 \\ 0.2204 & 4.3544 \end{bmatrix}. \quad (23)$$

The state responses of primary plant and secondary plant are shown in Fig. 7. From the simulation results, the state response of the singular NCCSs under the proposed controller scheme and the H_∞ controller scheme are given in Fig. 8. We easily conclude from these figures that the system trajectories converges quickly to the equilibrium point under the proposed controller then the H_∞ controller in [1] which shows the superiority of the proposed controller scheme.

V. CONCLUSIONS

In this paper, the mixed-triggered reliable control problem for singular networked cascade control systems with actuator saturation and randomly occurring cyber attack has been studied. In particular, a mixed-triggered scheme is introduced to reduce the burden of network bandwidth which is modeled in a probabilistic way by using Bernoulli distributed random variable to describe the switching rule connecting time and event-triggered. With the help of LMI technique and Lyapunov-Krasovskii functional, a set of sufficient conditions has been obtained for guaranteeing the closed-loop singular NCCSs can achieve the desired results. At last, the power plant-boiler-turbine system is employed to illustrate the effectiveness of the proposed method.

VI. APPENDIX

A. Parameters in Theorem 3.1

The parameters in the matrix $\check{\Omega}$ are $\check{\Omega}_{1,1} = 2A_1X_1 + \hat{Q}_1 + \hat{Q}_2 + \hat{Q}_3 - 4\hat{R}_1 - 4\hat{R}_2 - 4\hat{R}_3$, $\check{\Omega}_{1,2} = -2\hat{R}_1 - (\hat{M}_1 + \hat{M}_2 + \hat{M}_3 + \hat{M}_4)^T$, $\check{\Omega}_{1,3} = (\hat{M}_1 + \hat{M}_2 - \hat{M}_3 - \hat{M}_4)^T$, $\check{\Omega}_{1,4} = 6\hat{R}_1$, $\check{\Omega}_{1,5} = 2(\hat{M}_3 + \hat{M}_4)^T$, $\check{\Omega}_{1,6} = -2\hat{R}_2 - (\hat{N}_1 + \hat{N}_2 + \hat{N}_3 + \hat{N}_4)^T$, $\check{\Omega}_{1,7} = (\hat{N}_1 + \hat{N}_2 - \hat{N}_3 - \hat{N}_4)^T$, $\check{\Omega}_{1,8} = 6\hat{R}_2$, $\check{\Omega}_{1,9} = 2(\hat{N}_3 + \hat{N}_4)^T$, $\check{\Omega}_{1,10} = -2\hat{R}_3 - (\hat{S}_1 + \hat{S}_2 + \hat{S}_3 + \hat{S}_4)^T$, $\check{\Omega}_{1,11} = (\hat{S}_1 + \hat{S}_2 - \hat{S}_3 - \hat{S}_4)^T$, $\check{\Omega}_{1,12} = 6\hat{R}_3$, $\check{\Omega}_{1,13} = 2(\hat{S}_3 + \hat{S}_4)^T$, $\check{\Omega}_{1,14} = B_1C_2X_2$, $\check{\Omega}_{1,22} = B_1D_2 - X_1C_1^T\mathcal{S}$, $\check{\Omega}_{2,2} = -8\hat{R}_1 + 2(\hat{M}_1 - \hat{M}_2 + \hat{M}_3 - \hat{M}_4)^T$, $\check{\Omega}_{2,3} = -2\hat{R}_1 + (-\hat{M}_1 + \hat{M}_2 + \hat{M}_3 - \hat{M}_4)^T$, $\check{\Omega}_{2,4} = 6\hat{R}_1 + 2(\hat{M}_2 + \hat{M}_4)^T$, $\check{\Omega}_{2,5} = 6\hat{R}_1 - 2\hat{M}_3^T + 2\hat{M}_4^T$, $\check{\Omega}_{2,14} = (1 - \bar{\beta})\bar{\alpha}Y_1^T\mathbb{G}^TB_2^T$, $\check{\Omega}_{3,3} = -4\hat{R}_1 - \hat{Q}_1$, $\check{\Omega}_{3,4} = -2\hat{M}_2^T + 2\hat{M}_4^T$, $\check{\Omega}_{3,5} = 6\hat{R}_1$, $\check{\Omega}_{4,4} = -12\hat{R}_1$, $\check{\Omega}_{4,5} = -4\hat{M}_4^T$, $\check{\Omega}_{5,5} = -12\hat{R}_1$, $\check{\Omega}_{6,6} = -8\hat{R}_2 + 2(\hat{N}_1 - \hat{N}_2 + \hat{N}_3 - \hat{N}_4)^T + \mu\hat{W}$, $\check{\Omega}_{6,7} = -2\hat{R}_2 + (-\hat{N}_1 + \hat{N}_2 + \hat{N}_3 - \hat{N}_4)^T$, $\check{\Omega}_{6,8} = 6\hat{R}_2 + 2\hat{N}_2^T + 2\hat{N}_4^T$, $\check{\Omega}_{6,9} = 6\hat{R}_2 - 2\hat{N}_3^T + 2\hat{N}_4^T$, $\check{\Omega}_{6,14} = (1 - \bar{\beta})(1 - \bar{\alpha})Y_1^T\mathbb{G}^TB_2^T$, $\check{\Omega}_{7,7} = -4\hat{R}_2 - \hat{Q}_2$, $\check{\Omega}_{7,8} = -2\hat{N}_2^T + 2\hat{N}_4^T$, $\check{\Omega}_{7,9} = 6\hat{R}_2$, $\check{\Omega}_{8,8} = -12\hat{R}_2$, $\check{\Omega}_{8,9} = -4\hat{N}_4^T$, $\check{\Omega}_{9,9} = -12\hat{R}_2$, $\check{\Omega}_{10,10} = -8\hat{R}_3 + 2(\hat{S}_1 - \hat{S}_2 + \hat{S}_3 - \hat{S}_4)^T$, $\check{\Omega}_{10,11} =$

$-2\hat{R}_3 + (-\hat{S}_1 + \hat{S}_2 + \hat{S}_3 - \hat{S}_4)^T$, $\check{\Omega}_{10,12} = 6\hat{R}_3 + 2\hat{S}_2^T + 2\hat{S}_4^T$, $\check{\Omega}_{10,13} = 6\hat{R}_3 - 2\hat{S}_3^T + 2\hat{S}_4^T$, $\check{\Omega}_{11,11} = -4\hat{R}_3 - \hat{Q}_3$, $\check{\Omega}_{11,12} = -2\hat{S}_2^T + 2\hat{S}_4^T$, $\check{\Omega}_{11,13} = 6\hat{R}_3$, $\check{\Omega}_{12,12} = -12\hat{R}_3$, $\check{\Omega}_{12,13} = -4\hat{S}_4^T$, $\check{\Omega}_{13,13} = -12\hat{R}_3$, $\check{\Omega}_{14,14} = \hat{Q}_4 + \hat{Q}_4 + 2A_2X_2 + 2B_2Y_2 - \mathcal{E}^T\hat{Z}_2\mathcal{E} - \frac{\pi^2}{4}\mathcal{E}^T\hat{Z}_2\mathcal{E}$, $\check{\Omega}_{14,15} = A_3X_2 + \mathcal{E}^T\hat{Z}_2\mathcal{E} - \frac{\pi^2}{4}\mathcal{E}^T\hat{Z}_2\mathcal{E}$, $\check{\Omega}_{14,17} = \frac{\pi^2}{4}\mathcal{E}^T\hat{Z}_2\mathcal{E}$, $\check{\Omega}_{14,19} = (1 - \bar{\beta})(1 - \bar{\alpha})B_2\mathbb{G}Y_1$, $\check{\Omega}_{14,20} = \bar{\beta}B_2\mathbb{G}Y_1$, $\check{\Omega}_{14,21} = -B_2$, $\check{\Omega}_{14,22} = B_3$, $\check{\Omega}_{15,15} = -2\mathcal{E}^T\hat{Z}_2\mathcal{E} - 2\frac{\pi^2}{4}\mathcal{E}^T\hat{Z}_2\mathcal{E} - (1 - \lambda)\hat{Q}_4$, $\check{\Omega}_{15,16} = \mathcal{E}^T\hat{Z}_2\mathcal{E} - \frac{\pi^2}{4}\mathcal{E}^T\hat{Z}_2\mathcal{E}$, $\check{\Omega}_{15,17} = \frac{\pi^2}{4}\mathcal{E}^T\hat{Z}_2\mathcal{E}$, $\check{\Omega}_{15,18} = \frac{\pi^2}{4}\mathcal{E}^T\hat{Z}_2\mathcal{E}$, $\check{\Omega}_{16,16} = -\hat{Q}_4 - \mathcal{E}^T\hat{Z}_2\mathcal{E} - \frac{\pi^2}{4}\mathcal{E}^T\hat{Z}_2\mathcal{E}$, $\check{\Omega}_{16,18} = \frac{\pi^2}{4}\mathcal{E}^T\hat{Z}_2\mathcal{E}$, $\check{\Omega}_{17,17} = -\pi^2\mathcal{E}^T\hat{Z}_2\mathcal{E} - \frac{1}{\theta}\hat{Z}_1$, $\check{\Omega}_{18,18} = -\pi^2\mathcal{E}^T\hat{Z}_2\mathcal{E} - \frac{1}{\theta}\hat{Z}_1$, $\check{\Omega}_{19,19} = -\hat{W}I$, $\check{\Omega}_{20,20} = -\bar{\beta}I$, $\check{\Omega}_{21,21} = -I$, $\check{\Omega}_{22,22} = -D_1^T\mathcal{S} - \mathcal{R} + \gamma I$, $\hat{U}_1 = \hat{M}$, $\hat{U}_2 = \hat{N}$, $\hat{U}_3 = \hat{S}$, $\hat{\hat{Q}}_1 = \begin{bmatrix} \zeta_2\hat{\Omega}_1^T & d_2\hat{\Omega}_1^T & \tau_2\hat{\Omega}_1^T & \theta_2\hat{\Omega}_2^T & \theta_2\hat{\Omega}_3^T & \theta_2\hat{\Omega}_4^T & \theta_2\hat{\Omega}_5^T \\ \sqrt{\varepsilon}\hat{\Omega}_6^T & \sqrt{\varepsilon}\sigma\hat{\Omega}_7^T & \sqrt{\varepsilon}\delta\hat{\Omega}_8^T & \sqrt{\varepsilon}\sigma\delta\hat{\Omega}_9^T & \hat{\Omega}_{10}^T & \hat{\Omega}_{11}^T \end{bmatrix}$, $\hat{\hat{Q}}_2 = \text{diag}\{-\bar{\kappa}_1, -\bar{\kappa}_2, -\bar{\kappa}_3, -\bar{\kappa}_4, -\bar{\kappa}_4, -\bar{\kappa}_4, -I, -I, -I, -I, -I, -I\}$, $\hat{\hat{Q}}_1 = [A_1X_1^T \ 0_{12n} \ B_1C_2X_2^T \ 0_{7n} \ B_1D_2]$, $\hat{\hat{Q}}_2 = [0 \ \bar{\alpha}\bar{\beta}_1\bar{Y}_1 \ 0_{3n} \ \bar{\alpha}_1\bar{\beta}_1\bar{Y}_1 \ 0_{7n} \ A_2X_2^T + \bar{Y}_2 \ A_3X_2^T \ 0_{3n} \ \bar{\alpha}_1\bar{\beta}_1\bar{Y}_1 \ \bar{\beta}_1\bar{Y}_1 \ -B_2 \ B_3]$, $\hat{\hat{Q}}_3 = [0 \ \sigma\bar{\beta}_1\bar{Y}_1 \ 0_{3n} \ \sigma\bar{\beta}_1\bar{Y}_1 \ 0_{12n} \ \sigma\bar{\beta}_1\bar{Y}_1 \ 0_{3n}]$, $\hat{\hat{Q}}_4 = [0 \ -\delta\bar{\alpha}_1\bar{Y}_1 \ 0_{3n} \ -\delta\bar{\alpha}_1\bar{Y}_1 \ 0_{12n} \ -\delta\bar{\alpha}_1\bar{Y}_1 \ \delta\bar{\alpha}_1\bar{Y}_1 \ 0_{2n}]$, $\hat{\hat{Q}}_5 = [0 \ \sigma\delta\bar{Y}_1 \ 0_{3n} \ -\sigma\delta\bar{Y}_1 \ 0_{12n} \ -\sigma\delta\bar{Y}_1 \ 0_{3n}]$, $\hat{\hat{Q}}_6 = [0 \ \bar{\beta}_1\bar{\alpha}\mathbb{G}Y_1 \ 0_{3n} \ \bar{\beta}_1\bar{\alpha}_1\mathbb{G}Y_1 \ 0_{7n} \ K_2 \ 0_{4n} \ \bar{\beta}_1\bar{\alpha}_1\mathbb{G}Y_1 \ \bar{\beta}\mathbb{G}Y_1 \ 0_{2n}]$, $\hat{\hat{Q}}_7 = [0 \ \bar{\beta}_1\mathbb{G}Y_1 \ 0_{3n} \ -\bar{\beta}_1\mathbb{G}Y_1 \ 0_{12n} \ -\bar{\beta}_1\mathbb{G}Y_1 \ 0_{3n}]$, $\hat{\hat{Q}}_8 = [0 \ -\bar{\alpha}\mathbb{G}Y_1 \ 0_{3n} \ -\bar{\alpha}_1\mathbb{G}Y_1 \ 0_{12n} \ -\bar{\alpha}_1\mathbb{G}Y_1 \ \mathbb{G}Y_1 \ 0_{2n}]$, $\hat{\hat{Q}}_9 = [0 \ -\mathbb{G}Y_1 \ 0_{3n} \ \mathbb{G}Y_1 \ 0_{12n} \ \mathbb{G}Y_1 \ 0_{3n}]$, $\hat{\hat{Q}}_{10} = [0_{9n} \ \sqrt{\bar{\beta}}\bar{F}X_1^T \ 0_{12n}]$, $\hat{\hat{Q}}_{11} = [\sqrt{\bar{\mathcal{D}}C_1X_1^T} \ 0_{20n} \ \sqrt{\bar{\mathcal{D}}D_1}]$, $\bar{Y}_1 = B_2\mathbb{G}Y_1$, $\bar{Y}_2 = B_2Y_2$, $\bar{\kappa}_1 = -2\varepsilon_1X_1 + \varepsilon_1^2\hat{R}_1$, $\bar{\kappa}_2 = -2\varepsilon_2X_1 + \varepsilon_2^2\hat{R}_2$, $\bar{\kappa}_3 = -2\varepsilon_3X_1 + \varepsilon_3^2\hat{R}_3$, $\bar{\kappa}_4 = -2\varepsilon_1X_2 + \varepsilon_4^2\hat{Z}_2$, and the rest of parameters are zero.

B. Proof of Theorem 3.1

Proof: In order to prove that the nominal system (13) with $w = 0$ is admissible, we first prove that the system (13) is mean-square asymptotically stable. For this purpose, we design a Lyapunov-Krasovskii functional candidate in the following form: $V = \sum_{i=1}^4 V_i$, where

$$\begin{aligned} V_1 &= \bar{x}_1^T P_1 \bar{x}_1 + \bar{x}_2^T \mathcal{E}^T P_2 \bar{x}_2, \\ V_2 &= \int_{t-\zeta_2}^t \bar{x}_1^T(s) Q_1 \bar{x}_1(s) ds + \int_{t-d_2}^t \bar{x}_1^T(s) Q_2 \bar{x}_1(s) ds \\ &\quad + \int_{t-\tau_2}^t \bar{x}_1^T(s) Q_3 \bar{x}_1(s) ds + \int_{t-\theta(t)}^t \bar{x}_2^T(s) \tilde{Q}_4 \bar{x}_2(s) ds \\ &\quad + \int_{t-\bar{\theta}}^t \bar{x}_2^T(s) Q_4 \bar{x}_2(s) ds, \\ V_3 &= \zeta_2 \int_{-\zeta_2}^0 \int_{t+\sigma}^t \dot{\bar{x}}_1^T(s) R_1 \dot{\bar{x}}_1(s) ds d\sigma \\ &\quad + d_2 \int_{-d_2}^0 \int_{t+\sigma}^t \dot{\bar{x}}_1^T(s) R_2 \dot{\bar{x}}_1(s) ds d\sigma \\ &\quad + \tau_2 \int_{-\tau_2}^0 \int_{t+\sigma}^t \dot{\bar{x}}_1^T(s) R_3 \dot{\bar{x}}_1(s) ds d\sigma, \\ V_4 &= \int_{-\bar{\theta}}^0 \int_{t+\sigma}^t \bar{x}_2^T(s) Z_1 \bar{x}_2(s) ds d\sigma \end{aligned}$$

$$+ \bar{\theta} \int_{-\bar{\theta}}^0 \int_{t+\sigma}^t \dot{\bar{x}}_2^T(s) \mathcal{E}^T Z_2 \mathcal{E} \dot{\bar{x}}_2(s) ds d\sigma.$$

Next, we evaluate the time derivatives \dot{V} along the trajectories of the closed-loop singular NCCSs (13) and taking the mathematical expectation, we have

$$\mathbb{E}[\dot{V}_1] = \mathbb{E}[2\bar{x}_1^T P_1 \dot{\bar{x}}_1 + 2\bar{x}_2^T P_2 \mathcal{E} \dot{\bar{x}}_2], \quad (24)$$

$$\begin{aligned} \mathbb{E}[\dot{V}_2] &= \mathbb{E}[\bar{x}_1^T (Q_1 + Q_2 + Q_3) \bar{x}_1 - \bar{x}_1^T (t - \zeta_2) Q_1 \bar{x}_1 (t - \zeta_2) \\ &\quad - \bar{x}_1^T (t - d_2) Q_2 \bar{x}_1 (t - d_2) - \bar{x}_1^T (t - \tau_2) Q_3 \bar{x}_1 (t - \tau_2) \\ &\quad + \bar{x}_2^T (t) (\bar{Q}_4 + Q_4) \bar{x}_2 (t) - \bar{x}_2^T (t - \bar{\theta}) Q_4 \bar{x}_2 (t - \bar{\theta}) \\ &\quad - (1 - \dot{\theta}(t)) \bar{x}_2^T (t - \theta(t)) \bar{Q}_4 \bar{x}_2 (t - \theta(t))], \end{aligned} \quad (25)$$

$$\begin{aligned} \mathbb{E}[\dot{V}_3] &= \mathbb{E}[\dot{\bar{x}}_1^T (\zeta_2^2 R_1 + d_2^2 R_2 + \tau_2^2 R_3) \dot{\bar{x}}_1 \\ &\quad - \zeta_2 \int_{t-\zeta_2}^t \dot{\bar{x}}_1^T(s) R_1 \dot{\bar{x}}_1(s) ds - d_2 \int_{t-d_2}^t \dot{\bar{x}}_1^T(s) R_2 \dot{\bar{x}}_1(s) ds \\ &\quad - \tau_2 \int_{t-\tau_2}^t \dot{\bar{x}}_1^T(s) R_3 \dot{\bar{x}}_1(s) ds], \end{aligned} \quad (26)$$

$$\begin{aligned} \mathbb{E}[\dot{V}_4] &= \mathbb{E}[\bar{\theta} \bar{x}_2^T Z_1 \bar{x}_2 - \int_{t-\bar{\theta}}^t \bar{x}_2^T(s) Z_1 \bar{x}_2(s) ds \\ &\quad + \bar{\theta}^2 \dot{\bar{x}}_2^T \mathcal{E}^T Z_2 \mathcal{E} \dot{\bar{x}}_2 - \bar{\theta} \int_{t-\bar{\theta}}^t \dot{\bar{x}}_2^T(s) \mathcal{E}^T Z_2 \mathcal{E} \dot{\bar{x}}_2(s) ds]. \end{aligned} \quad (27)$$

According to Lemma 2.5, the term in (26) can be written as

$$\begin{aligned} & - \sum_{i=1}^3 r_i \int_{t-r_i(t)}^t \dot{\bar{x}}_1^T(s) R_i \dot{\bar{x}}_1(s) ds \\ & \leq - \frac{r_i}{r_i(t)} \begin{bmatrix} \Pi_{i1} \\ \Pi_{i2} \end{bmatrix}^T \begin{bmatrix} R_i & 0 \\ * & 3R_i \end{bmatrix} \begin{bmatrix} \Pi_{i1} \\ \Pi_{i2} \end{bmatrix}, \end{aligned} \quad (28)$$

$$\begin{aligned} & - \sum_{i=1}^3 r_i \int_{t-r_i}^t \dot{\bar{x}}_1^T(s) R_i \dot{\bar{x}}_1(s) ds \\ & \leq - \frac{r_i}{r_i - r_i(t)} \begin{bmatrix} \Pi_{i3} \\ \Pi_{i4} \end{bmatrix}^T \begin{bmatrix} R_i & 0 \\ * & 3R_i \end{bmatrix} \begin{bmatrix} \Pi_{i3} \\ \Pi_{i4} \end{bmatrix}, \end{aligned} \quad (29)$$

where $\Pi_{i1} = \bar{x}_1 - e_1 \chi_i$, $\Pi_{i2} = \bar{x}_2 + e_1 \chi_i - 2e_3 \chi_i$, $\Pi_{i3} = e_1 \chi_i - e_2 \chi_i$, $\Pi_{i4} = e_1 \chi_i + e_2 \chi_i - 2e_4 \chi_i$, ($i = 1, 2, 3$), $\chi_1 = [\bar{x}_1^T (t - \zeta(t)) \quad \bar{x}_1^T (t - \zeta_2) \quad \frac{1}{\zeta(t)} \int_{t-\zeta(t)}^t \bar{x}_1^T(s) ds \quad \frac{1}{\zeta_2 - \zeta(t)} \int_{t-\zeta_2}^{t-\zeta(t)} \bar{x}_1^T(s) ds]$, $\chi_2 = [\bar{x}_1^T (t - d(t)) \quad \bar{x}_1^T (t - d_2) \quad \frac{1}{d(t)} \int_{t-d(t)}^t \bar{x}_1^T(s) ds \quad \frac{1}{d_2 - d(t)} \int_{t-d_2}^{t-d(t)} \bar{x}_1^T(s) ds]$, $\chi_3 = [\bar{x}_1^T (t - \tau(t)) \quad \bar{x}_1^T (t - \tau_2) \quad \frac{1}{\tau(t)} \int_{t-\tau(t)}^t \bar{x}_1^T(s) ds \quad \frac{1}{\tau_2 - \tau(t)} \int_{t-\tau_2}^{t-\tau(t)} \bar{x}_1^T(s) ds]$, and e_i ($i = 1, 2, 3, 4$) are compatible row-block matrices with i^{th} block of an identify matrix.

Now, by applying Lemma 2.6 in (28) and (29) can be written as

$$\begin{aligned} & - \sum_{i=1}^3 r_i \int_{t-r_i}^t \dot{\bar{x}}_1^T(s) R_i \dot{\bar{x}}_1(s) ds \\ & \leq - \sum_{i=1}^3 \begin{bmatrix} \Pi_{i1} \\ \Pi_{i2} \\ \Pi_{i3} \\ \Pi_{i4} \end{bmatrix}^T \begin{bmatrix} R_i & 0 & \mathbb{U}_{i1}^T & \mathbb{U}_{i3}^T \\ * & 3R_i & \mathbb{U}_{i2}^T & \mathbb{U}_{i4}^T \\ * & * & R_i & 0 \\ * & * & * & 3R_i \end{bmatrix} \begin{bmatrix} \Pi_{i1} \\ \Pi_{i2} \\ \Pi_{i3} \\ \Pi_{i4} \end{bmatrix}, \end{aligned} \quad (30)$$

where $\mathbb{U}_1 = M$, $\mathbb{U}_2 = N$, $\mathbb{U}_3 = S$.

By using $0 \leq \theta(t) \leq \bar{\theta}$ to the integral terms in (27), we can

get

$$\begin{aligned} - \int_{t-\bar{\theta}}^t \bar{x}_2^T(s) Z_1 \bar{x}_2(s) ds &= - \int_{t-\bar{\theta}}^{t-\theta(t)} \bar{x}_2^T(s) Z_1 \bar{x}_2(s) ds \\ &\quad - \int_{t-\theta(t)}^t \bar{x}_2^T(s) Z_1 \bar{x}_2(s) ds, \end{aligned} \quad (31)$$

$$\begin{aligned} - \int_{t-\bar{\theta}}^t \dot{\bar{x}}_2^T(s) \mathcal{E}^T Z_2 \mathcal{E} \dot{\bar{x}}_2(s) ds &= - \int_{t-\bar{\theta}}^{t-\theta(t)} \dot{\bar{x}}_2^T(s) \mathcal{E}^T Z_2 \mathcal{E} \dot{\bar{x}}_2(s) ds \\ &\quad - \int_{t-\theta(t)}^t \dot{\bar{x}}_2^T(s) \mathcal{E}^T Z_2 \mathcal{E} \dot{\bar{x}}_2(s) ds. \end{aligned} \quad (32)$$

Applying Lemma 2.7 to the integral term in (31), we obtain

$$\begin{aligned} - \int_{t-\bar{\theta}}^t \bar{x}_2^T(s) Z_1 \bar{x}_2(s) ds &\leq \frac{-1}{\bar{\theta}} \begin{bmatrix} \int_{t-\bar{\theta}}^{t-\theta(t)} \bar{x}_2(s) ds \\ \int_{t-\theta(t)}^t \bar{x}_2(s) ds \end{bmatrix}^T \begin{bmatrix} Z_1 & 0 \\ * & Z_1 \end{bmatrix} \\ &\quad \times \begin{bmatrix} \int_{t-\bar{\theta}}^{t-\theta(t)} \bar{x}_2(s) ds \\ \int_{t-\theta(t)}^t \bar{x}_2(s) ds \end{bmatrix}. \end{aligned} \quad (33)$$

In addition, utilizing Lemma 2.8 to the integral terms of right hand side in (32), we can get the following inequalities

$$\begin{aligned} & - \int_{t-\bar{\theta}}^{t-\theta(t)} \dot{\bar{x}}_2^T(s) \mathcal{E}^T Z_2 \mathcal{E} \dot{\bar{x}}_2(s) ds \\ & \leq \frac{-1}{\bar{\theta}} \begin{bmatrix} \bar{x}_2(t - \theta(t)) \\ \bar{x}_2(t - \theta_2) \\ \frac{1}{\bar{\theta}} \int_{t-\bar{\theta}}^{t-\theta(t)} \bar{x}_2(s) ds \end{bmatrix}^T \mathcal{W} \begin{bmatrix} \bar{x}_2(t - \theta(t)) \\ \bar{x}_2(t - \bar{\theta}) \\ \frac{1}{\bar{\theta}} \int_{t-\bar{\theta}}^{t-\theta(t)} \bar{x}_2(s) ds \end{bmatrix}, \end{aligned} \quad (34)$$

$$\begin{aligned} & - \int_{t-\theta(t)}^t \dot{\bar{x}}_2^T(s) E^T Z_2 E \dot{\bar{x}}_2(s) ds \\ & \leq \frac{-1}{\bar{\theta}} \begin{bmatrix} \bar{x}_2 \\ \bar{x}_2(t - \theta(t)) \\ \frac{1}{\bar{\theta}} \int_{t-\bar{\theta}}^t \bar{x}_2(s) ds \end{bmatrix}^T \mathcal{W} \begin{bmatrix} \bar{x}_2 \\ \bar{x}_2(t - \theta(t)) \\ \frac{1}{\bar{\theta}} \int_{t-\bar{\theta}}^t \bar{x}_2(s) ds \end{bmatrix}, \end{aligned} \quad (35)$$

where the matrix \mathcal{W} is given as

$$\begin{aligned} \mathcal{W} &= \begin{bmatrix} \mathcal{E}^T Z_2 \mathcal{E} & -\mathcal{E}^T Z_2 \mathcal{E} & 0 \\ * & \mathcal{E}^T Z_2 \mathcal{E} & 0 \\ * & * & 0 \end{bmatrix} \\ &+ \begin{bmatrix} \frac{\pi^2}{4} \mathcal{E}^T Z_2 \mathcal{E} & \frac{\pi^2}{4} \mathcal{E}^T Z_2 \mathcal{E} & -\frac{\pi^2}{2} \mathcal{E}^T Z_2 \mathcal{E} \\ * & \frac{\pi^2}{4} \mathcal{E}^T Z_2 \mathcal{E} & -\frac{\pi^2}{2} \mathcal{E}^T Z_2 \mathcal{E} \\ * & * & \pi^2 \mathcal{E}^T Z_2 \mathcal{E} \end{bmatrix}. \end{aligned} \quad (36)$$

From (24), we can have

$$2\mathbb{E}\{\bar{x}_2^T P_2 \mathcal{E} \dot{\bar{x}}_2\} = 2\mathbb{E}\{\bar{x}_2^T P_2 [\mathcal{A}_0 + \mathcal{A}_1]\},$$

where $\mathcal{A}_0 = (A_2 + B_2 \mathcal{K}_2) \bar{x}_2 + A_3 \bar{x}_2(t - \theta(t)) - B_2 \Psi(u_2) + B_3 w$, $\mathcal{A}_1 = (1 - \bar{\beta}) B_2 \mathbb{G} \mathcal{K}_1 \bar{x}_1(t - \zeta(t)) + (1 - \bar{\beta})(1 - \bar{\alpha}) B_2 \mathbb{G} \mathcal{K}_1 \bar{x}_1(t - d(t)) + (1 - \bar{\beta})(1 - \bar{\alpha}) B_2 \mathbb{G} \mathcal{K}_1 e_k(t) + \bar{\beta} B_2 \mathbb{G} \mathcal{K}_1 f(\bar{x}_1(t - \tau(t)))$.

Notice that

$$\begin{aligned} \mathcal{E} \dot{\bar{x}}_2(t) &= \mathcal{A}_0 + (\alpha(t) - \bar{\alpha}) \mathcal{A}_1 + (\beta(t) - \bar{\beta}) \mathcal{A}_2 \\ &\quad + (\alpha(t) - \bar{\alpha})(\beta(t) - \bar{\beta}) \mathcal{A}_3, \end{aligned}$$

where $\mathcal{A}_0 = \bar{\mathcal{A}}_0 + \bar{\beta} B_2 \mathbb{G} \mathcal{K}_1 f(\bar{x}_1(t - \tau(t))) + (1 - \bar{\beta}) \bar{\mathcal{A}}_2$, $\mathcal{A}_1 = (1 - \bar{\beta}) \bar{\mathcal{A}}_3$, $\mathcal{A}_2 = B_2 \mathbb{G} \mathcal{K}_1 f(\bar{x}_1(t - \tau(t))) - \bar{\mathcal{A}}_2$, $\mathcal{A}_3 = -\bar{\mathcal{A}}_3$, $\bar{\mathcal{A}}_2 = \bar{\alpha} B_2 \mathbb{G} \mathcal{K}_1 \bar{x}_1(t - \zeta(t)) + (1 - \bar{\alpha}) B_2 \mathbb{G} \mathcal{K}_1 \bar{x}_1(t - d(t)) + (1 - \bar{\alpha}) B_2 \mathbb{G} \mathcal{K}_1 e_k(t)$, $\bar{\mathcal{A}}_3 =$

$B_2 \mathbb{G} \mathcal{K}_1 \bar{x}_1(t - \zeta(t)) - B_2 \mathbb{G} \mathcal{K}_1 \bar{x}_1(t - d(t)) - B_2 \mathbb{G} \mathcal{K}_1 e_k(t)$.

In addition, it is clear that

$$\mathbb{E}\{\bar{\theta}^2 \bar{x}_2^T \mathcal{E}^T Z_2 \mathcal{E} \bar{x}_2\} = \bar{\theta}^2 \mathcal{A}_0^T Z_2 \mathcal{A}_0 + \bar{\theta}^2 \sigma^2 \mathcal{A}_1^T Z_2 \mathcal{A}_1 + \bar{\theta}^2 \delta^2 \mathcal{A}_2^T Z_2 \mathcal{A}_2 + \bar{\theta}^2 \sigma^2 \delta^2 \mathcal{A}_3^T Z_2 \mathcal{A}_3. \quad (37)$$

From the inequality (9) and Assumption 1 in [10], we can get the following inequalities

$$\mu \bar{x}_1^T(t - d(t)) W \bar{x}_1(t - d(t)) - e_k^T W e_k \geq 0, \quad (38)$$

and

$$\begin{aligned} & \bar{\beta} \bar{x}_1^T(t - \tau(t)) F^T F \bar{x}_1(t - \tau(t)) \\ & - \bar{\beta} f^T(\bar{x}_1(t - \tau(t))) f(\bar{x}_1(t - \tau(t))) \geq 0. \end{aligned} \quad (39)$$

Note that

$$\begin{aligned} u_2 = & \bar{\mathcal{B}}_0 + (\alpha(t) - \bar{\alpha}) \bar{\mathcal{B}}_1 + (\beta(t) - \bar{\beta}) \bar{\mathcal{B}}_2 \\ & + (\alpha(t) - \bar{\alpha})(\beta(t) - \bar{\beta}) \bar{\mathcal{B}}_3, \end{aligned}$$

where $\bar{\mathcal{B}}_0 = (1 - \bar{\beta}) \bar{\alpha} \mathbb{G} \mathcal{K}_1 \bar{x}_1(t - \zeta(t)) + (1 - \bar{\beta})(1 - \bar{\alpha}) \mathbb{G} \mathcal{K}_1 \bar{x}_1(t - d(t)) + \mathcal{K}_2 \bar{x}_2(t) \bar{\beta} \mathbb{G} \mathcal{K}_1 f(\bar{x}_1(t - \tau(t))) + (1 - \bar{\beta})(1 - \bar{\alpha}) \mathbb{G} \mathcal{K}_1 e_k$, $\bar{\mathcal{B}}_1 = (1 - \bar{\beta}) \mathbb{G} \mathcal{K}_1 \bar{x}_1(t - \zeta(t)) - (1 - \bar{\beta}) \mathbb{G} \mathcal{K}_1 \bar{x}_1(t - d(t)) - (1 - \bar{\beta}) \mathbb{G} \mathcal{K}_1 e_k$, $\bar{\mathcal{B}}_2 = -\bar{\alpha} \mathbb{G} \mathcal{K}_1 \bar{x}_1(t - \zeta(t)) - (1 - \bar{\alpha}) \mathbb{G} \mathcal{K}_1 \bar{x}_1(t - d(t)) + \mathbb{G} \mathcal{K}_1 f(\bar{x}_1(t - \tau(t))) - (1 - \bar{\alpha}) \mathbb{G} \mathcal{K}_1 e_k$, $\bar{\mathcal{B}}_3 = -\mathbb{G} \mathcal{K}_1 \bar{x}_1(t - \zeta(t)) + \mathbb{G} \mathcal{K}_1 \bar{x}_1(t - d(t)) + \mathbb{G} \mathcal{K}_1 e_k$.

From (5), it is easy to obtain that

$$\begin{aligned} \mathbb{E}\{\varepsilon u_2^T u_2\} = & \varepsilon \bar{\mathcal{B}}_0^T \bar{\mathcal{B}}_0 + \sigma^2 \varepsilon \bar{\mathcal{B}}_1^T \bar{\mathcal{B}}_1 \\ & + \delta^2 \varepsilon \bar{\mathcal{B}}_2^T \bar{\mathcal{B}}_2 + \sigma^2 \delta^2 \varepsilon \bar{\mathcal{B}}_3^T \bar{\mathcal{B}}_3. \end{aligned} \quad (40)$$

Now, by combining (5), (24)-(40) and Schur complement with $w = 0$, we get

$$\dot{V}(t) \leq \eta^T(t) \hat{\Omega} \eta(t) \quad (41)$$

where $\eta(t) = [\bar{x}_1^T \quad \chi_1^T \quad \chi_2^T \quad \chi_3^T \quad \bar{x}_2^T \quad \bar{x}_2^T(t - \theta(t)) \quad \bar{x}_2^T(t - \bar{\theta}) \quad \int_{t-\theta(t)}^t \bar{x}_2^T(s) ds \quad \int_{t-\bar{\theta}}^{t-\theta(t)} \bar{x}_2^T(s) ds \quad e_k^T \quad f^T(\bar{x}_1(t - \tau(t))) \quad \Psi^T(u_2)]^T$. $\hat{\Omega} = [\Omega]_{21 \times 21} + \zeta_2^2 \Omega_1^T R_1 \Omega_1 + d_2^2 \Omega_1^T R_2 \Omega_1 + \tau_2^2 \Omega_1^T R_3 \Omega_1 + \bar{\theta}^2 \Omega_2^T Z_2 \Omega_2 + \bar{\theta}^2 \Omega_3^T Z_2 \Omega_3 + \bar{\theta}^2 \Omega_4^T Z_2 \Omega_4 + \bar{\theta}^2 \Omega_5^T Z_2 \Omega_5 + \varepsilon \Omega_6^T \Omega_6 + \varepsilon \sigma^2 \Omega_7^T \Omega_7 + \varepsilon \delta^2 \Omega_8^T \Omega_8 + \varepsilon \sigma^2 \delta^2 \Omega_9^T \Omega_9 + \Omega_{10}^T \Omega_{10}$. Then, by using Lemma 2.3 to the inequality (41), it is easy to get that

$$\tilde{\Omega} = \begin{bmatrix} [\Omega]_{21 \times 21} & \tilde{\Omega}_1 \\ * & \tilde{\Omega}_2 \end{bmatrix} < 0, \quad (42)$$

where $\tilde{\Omega}$ elements are $\Omega_{1,1} = 2P_1 A_1 + Q_1 + Q_2 + Q_3 - 4R_1 - 4R_2 - 4R_3$, $\Omega_{1,2} = -2R_1 - (M_1 + M_2 + M_3 + M_4)^T$, $\Omega_{1,3} = (M_1 + M_2 - M_3 - M_4)^T$, $\Omega_{1,4} = 6R_1$, $\Omega_{1,5} = 2(M_3 + M_4)^T$, $\Omega_{1,6} = -2R_2 - (N_1 + N_2 + N_3 + N_4)^T$, $\Omega_{1,7} = (N_1 + N_2 - N_3 - N_4)^T$, $\Omega_{1,8} = 6R_2$, $\Omega_{1,9} = 2(N_3 + N_4)^T$, $\Omega_{1,10} = -2R_3 - (S_1 + S_2 + S_3 + S_4)^T$, $\Omega_{1,11} = (S_1 + S_2 - S_3 - S_4)^T$, $\Omega_{1,12} = 6R_3$, $\Omega_{1,13} = 2(S_3 + S_4)^T$, $\Omega_{1,14} = P_1 B_1 C_2$, $\Omega_{2,2} = -8R_1 + 2(M_1 - M_2 + M_3 - M_4)^T$, $\Omega_{2,3} = -2R_1 + (-M_1 + M_2 + M_3 - M_4)^T$, $\Omega_{2,4} = 6R_1 + 2(M_2 + M_4)^T$, $\Omega_{2,5} = 6R_1 - 2M_3^T + 2M_4^T$, $\Omega_{2,14} = (1 - \bar{\beta}) \bar{\alpha} \mathcal{K}_1^T \mathbb{G}^T B_2^T P_2$, $\Omega_{3,3} = -4R_1 - Q_1$, $\Omega_{3,4} = -2M_2^T + 2M_4^T$, $\Omega_{3,4} = 6R_1$, $\Omega_{4,4} = -12R_1$,

$\Omega_{4,5} = -4M_4^T$, $\Omega_{5,5} = -12R_1$, $\Omega_{6,6} = -8R_2 + 2(N_1 - N_2 + N_3 - N_4)^T + \mu W$, $\Omega_{6,7} = -2R_2 + (-N_1 + N_2 + N_3 - N_4)^T$, $\Omega_{6,8} = 6R_2 + 2N_2^T + 2N_4^T$, $\Omega_{6,9} = 6R_2 - 2N_3^T + 2N_4^T$, $\Omega_{6,14} = (1 - \bar{\beta})(1 - \bar{\alpha}) \mathcal{K}_1^T \mathbb{G}^T B_2^T P_2$, $\Omega_{7,7} = -4R_2 - Q_2$, $\Omega_{7,8} = -2N_2^T + 2N_4^T$, $\Omega_{7,9} = 6R_2$, $\Omega_{8,8} = -12R_2$, $\Omega_{8,9} = -4N_4^T$, $\Omega_{9,9} = -12R_2$, $\Omega_{10,10} = -8R_3 + 2(S_1 - S_2 + S_3 - S_4)^T$, $\Omega_{10,11} = -2R_3 + (-S_1 + S_2 + S_3 - S_4)^T$, $\Omega_{10,12} = 6R_3 + 2S_2^T + 2S_4^T$, $\Omega_{10,13} = 6R_3 - 2S_3^T + 2S_4^T$, $\Omega_{11,11} = -4R_3 - Q_3$, $\Omega_{11,12} = -2S_2^T + 2S_4^T$, $\Omega_{11,13} = 6R_3$, $\Omega_{12,12} = -12R_3$, $\Omega_{12,13} = -4S_4^T$, $\Omega_{13,13} = -12R_3$, $\Omega_{14,14} = Q_4 + \bar{Q}_4 + 2P_2 A_2 + 2P_2 B_2 \mathcal{K}_2 - \mathcal{E}^T Z_2 \mathcal{E} - \frac{\pi^2}{4} \mathcal{E}^T Z_2 \mathcal{E}$, $\Omega_{14,15} = P_2 A_3 + \mathcal{E}^T Z_2 \mathcal{E} - \frac{\pi^2}{4} \mathcal{E}^T Z_2 \mathcal{E}$, $\Omega_{14,17} = \frac{\pi^2}{4} \mathcal{E}^T Z_2 \mathcal{E}$, $\Omega_{14,19} = (1 - \bar{\beta})(1 - \bar{\alpha}) P_2 B_2 \mathbb{G} \mathcal{K}_1$, $\Omega_{14,20} = \bar{\beta} P_2 B_2 \mathbb{G} \mathcal{K}_1$, $\Omega_{14,21} = -P_2 B_2$, $\Omega_{15,15} = -2\mathcal{E}^T Z_2 \mathcal{E} - 2\frac{\pi^2}{4} \mathcal{E}^T Z_2 \mathcal{E} - (1 - \lambda) \bar{Q}_4$, $\Omega_{15,16} = \mathcal{E}^T Z_2 \mathcal{E} - \frac{\pi^2}{4} \mathcal{E}^T Z_2 \mathcal{E}$, $\Omega_{15,17} = \frac{\pi^2}{4} \mathcal{E}^T Z_2 \mathcal{E}$, $\Omega_{15,18} = \frac{\pi^2}{4} \mathcal{E}^T Z_2 \mathcal{E}$, $\Omega_{16,16} = -Q_4 - \mathcal{E}^T Z_2 \mathcal{E} - \frac{\pi^2}{4} \mathcal{E}^T Z_2 \mathcal{E}$, $\Omega_{16,18} = \frac{\pi^2}{4} \mathcal{E}^T Z_2 \mathcal{E}$, $\Omega_{17,17} = -\pi^2 \mathcal{E}^T Z_2 \mathcal{E} - \frac{1}{\theta} Z_1$, $\Omega_{18,18} = -\pi^2 \mathcal{E}^T Z_2 \mathcal{E} - \frac{1}{\theta} Z_1$, $\Omega_{19,19} = -W I$, $\Omega_{20,20} = -\beta I$, $\Omega_{21,21} = -I$, $\tilde{\Omega}_1 = [\zeta_2 \Omega_1^T \quad d_2 \Omega_1^T \quad \tau_2 \Omega_1^T \quad \theta_2 \Omega_2^T \quad \theta_2 \Omega_3^T \quad \theta_2 \Omega_4^T \quad \theta_2 \Omega_5^T \quad \sqrt{\varepsilon} \Omega_6^T \quad \sqrt{\varepsilon} \sigma \Omega_7^T \quad \sqrt{\varepsilon} \delta \Omega_8^T \quad \sqrt{\varepsilon} \sigma \delta \Omega_9^T \quad \Omega_{10}^T]$, $\tilde{\Omega}_2 = \text{diag}\{-\kappa_1, -\kappa_2, -\kappa_3, -\kappa_4, -\kappa_4, -\kappa_4, -\kappa_4, -I, -I, -I, -I, -I\}$, $\Omega_1 = [P_1 A_1 \quad 0_{12n} \quad P_1 B_1 C_2 \quad 0_{7n}]$, $\Omega_2 = [0 \quad \bar{\alpha} \bar{\beta}_1 \Upsilon_1 \quad 0_{3n} \quad \bar{\alpha}_1 \bar{\beta}_1 \Upsilon_1 \quad 0_{7n} \quad P_2 A_2 + \Upsilon_2 \quad P_2 A_3 \quad 0_{3n} \quad \bar{\alpha}_1 \bar{\beta}_1 \Upsilon_1 \quad \bar{\beta} \Upsilon_1 - P_2 B_2]$, $\Omega_3 = [0 \quad \sigma \bar{\beta}_1 \Upsilon_1 \quad 0_{3n} \quad \sigma \bar{\beta}_1 \Upsilon_1 \quad 0_{12n} \quad \sigma \bar{\beta}_1 \Upsilon_1 \quad 0_{2n}]$, $\Omega_4 = [0 \quad -\delta \bar{\alpha}_1 \Upsilon_1 \quad 0_{3n} \quad -\delta \bar{\alpha}_1 \Upsilon_1 \quad 0_{12n} \quad -\delta \bar{\alpha}_1 \Upsilon_1 \quad \delta \bar{\alpha}_1 \Upsilon_1 \quad 0]$, $\Omega_5 = [0 \quad \sigma \delta \Upsilon_1 \quad 0_{3n} \quad -\sigma \delta \Upsilon_1 \quad 0_{12n} \quad -\sigma \delta \Upsilon_1 \quad 0_{2n}]$, $\Omega_6 = [0 \quad \bar{\beta}_1 \bar{\alpha} \mathbb{G} \mathcal{K}_1 \quad 0_{3n} \quad \bar{\beta}_1 \bar{\alpha}_1 \mathbb{G} \mathcal{K}_1 \quad 0_{7n} \quad K_2 \quad 0_{4n} \quad \bar{\beta}_1 \bar{\alpha}_1 \mathbb{G} \mathcal{K}_1 \quad \bar{\beta} \mathbb{G} \mathcal{K}_1 \quad 0]$, $\Omega_7 = [0 \quad \bar{\beta}_1 \mathbb{G} \mathcal{K}_1 \quad 0_{3n} \quad -\bar{\beta}_1 \mathbb{G} \mathcal{K}_1 \quad 0_{12n} \quad -\bar{\beta}_1 \mathbb{G} \mathcal{K}_1 \quad 0_{2n}]$, $\Omega_8 = [0 \quad -\bar{\alpha} \mathbb{G} \mathcal{K}_1 \quad 0_{3n} \quad -\bar{\alpha}_1 \mathbb{G} \mathcal{K}_1 \quad 0_{12n} \quad -\bar{\alpha}_1 \mathbb{G} \mathcal{K}_1 \quad \mathbb{G} \mathcal{K}_1 \quad 0]$, $\Omega_9 = [0 \quad -\mathbb{G} \mathcal{K}_1 \quad 0_{3n} \quad \mathbb{G} \mathcal{K}_1 \quad 0_{12n} \quad \mathbb{G} \mathcal{K}_1 \quad 0_{2n}]$, $\Omega_{10} = [0_{9n} \quad \sqrt{\bar{\beta}} F \quad 0_{11n}]$, $\Upsilon_1 = P_2 B_2 \mathbb{G} \mathcal{K}_1$, $\Upsilon_2 = P_2 B_2 \mathcal{K}_2$, $\kappa_1 = P_1 R_1^{-1} P_1$, $\kappa_2 = P_1 R_2^{-1} P_1$, $\kappa_3 = P_1 R_3^{-1} P_1$, $\kappa_4 = P_2 Z_2^{-1} P_2$. Next, we discuss the dissipativity of the augmented system (13) with non-zero disturbances. For the given disturbance attenuation level $\gamma > 0$. For this, we introduce the following performance index:

$$\begin{aligned} \mathbb{J} = & \int_0^t [-\bar{y}_1^T(s) \mathcal{Q} \bar{y}_1(s) - 2y_1^T(s) \mathcal{R} w(s) - w^T(s) \mathcal{S} w(s) \\ & + \gamma w^T(s) w(s)] ds. \end{aligned} \quad (43)$$

Using output vector y_1 defined in (13) and from (42), we get

$$\dot{V}(t) + \mathbb{J} \leq \xi^T(t) \begin{bmatrix} [\Omega]_{22 \times 22} & \tilde{\Omega}_1 \\ * & \tilde{\Omega}_2 \end{bmatrix} \xi(t) \quad (44)$$

where the elements of right hand side of (44) are given as $\xi(t) = [\eta^T(t) \quad w^T]^T$, $\Omega_{1,22} = P_1 B_1 D_2 - C_1^T \mathcal{S}$, $\Omega_{14,22} = -P_2 B_3$, $\Omega_{22,22} = -\mathcal{R} - D_2^T \mathcal{S} + \gamma I$, $\tilde{\Omega}_1 = [\zeta_2 \Omega_1^T \quad d_2 \Omega_1^T \quad \tau_2 \Omega_1^T \quad \theta_2 \Omega_2^T \quad \theta_2 \Omega_3^T \quad \theta_2 \Omega_4^T \quad \theta_2 \Omega_5^T \quad \sqrt{\varepsilon} \Omega_6^T \quad \sqrt{\varepsilon} \sigma \Omega_7^T \quad \sqrt{\varepsilon} \delta \Omega_8^T \quad \sqrt{\varepsilon} \sigma \delta \Omega_9^T \quad \Omega_{10}^T \quad \Omega_{11}^T]$, $\tilde{\Omega}_2 = \text{diag}\{-\bar{\kappa}_1, -\bar{\kappa}_2, -\bar{\kappa}_3, -\bar{\kappa}_4, -\bar{\kappa}_4, -\bar{\kappa}_4, -\bar{\kappa}_4, -I, -I, -I, -I, -I, -I\}$, $\tilde{\Omega}_1 = [\Omega_1 \quad P_1 B_1 D_2]$, $\tilde{\Omega}_2 = [\Omega_2 \quad P_2 B_3]$, $\tilde{\Omega}_3 = [\Omega_3 \quad 0]$, $\tilde{\Omega}_4 = [\Omega_4 \quad 0]$, $\tilde{\Omega}_5 = [\Omega_5 \quad 0]$, $\tilde{\Omega}_6 = [\Omega_6 \quad 0]$, $\tilde{\Omega}_7 = [\Omega_7 \quad 0]$, $\tilde{\Omega}_8 = [\Omega_8 \quad 0]$, $\tilde{\Omega}_9 = [\Omega_9 \quad 0]$, $\tilde{\Omega}_{10} = [\Omega_{10} \quad 0]$,

$\hat{\Omega}_{11} = [\sqrt{\mathcal{D}}C_1X_1^T \quad 0_{20n} \quad \sqrt{\mathcal{D}}D_1]$, $\bar{\kappa}_1 = -2\varepsilon_1P_1 + \varepsilon_1^2R_1$,
 $\bar{\kappa}_2 = -2\varepsilon_2P_1 + \varepsilon_2^2R_2$, $\bar{\kappa}_3 = -2\varepsilon_3P_1 + \varepsilon_3^2R_3$, $\bar{\kappa}_4 =$
 $-2\varepsilon_1P_2 + \varepsilon_4^2Z_2$. In order to complete the proof, pre- and
post-multiplying (30) and (44) by $\text{diag}\{X_1, X_1, X_1, X_1\}$ and
 $\text{diag}\{X_1, \dots, X_1, X_2, \dots, X_2, X_1, X_1, I, I, X_1, X_1, X_1, X_2, X_2, X_2, X_2,$
 $\underbrace{I, I, \dots, I}_{13}, \underbrace{I}_{5}, \underbrace{I}_{6}\}$, respectively. Letting $P_1 = X_1^{-1}$, $P_2 = X_2^{-1}$

$\hat{Q}_i = X_1Q_iX_1$, ($i = 1, 2, 3$), $\hat{Q}_4 = X_2Q_4X_2$, $\tilde{Q}_4 = X_2\tilde{Q}_4X_2$,
 $\hat{R}_j = X_1R_jX_1$, ($j = 1, 2, 3$), $\hat{Z}_1 = X_2Z_1X_2$, $\tilde{Z}_2 = X_2Z_2X_2$,
 $\hat{U}_{i1} = X_1U_{i1}X_1$, $\hat{U}_{i2} = X_1U_{i2}X_1$, $\hat{U}_{i3} = X_1U_{i3}X_1$,
 $\hat{U}_{i4} = X_1U_{i4}X_1$ ($i = 1, 2, 3$), $U_1 = M$, $U_2 = N$, $U_3 = S$.
We can get LMIs (30) and (44) are equivalent to the LMIs
(15) and (16), respectively. This implies that the closed-loop
singular NCCSs (13) is mean-square asymptotically stable.

Next, we will prove the regularity and the impulse-free
condition for the system (13). Here, we assume that the
matrix \mathcal{E} and the state vector \bar{x}_2 in the following forms:

$$\mathcal{E} = \begin{bmatrix} I_r & 0_{r \times (n-r)} \\ 0_{(n-r) \times r} & 0_{(n-r)} \end{bmatrix} \quad \text{and} \quad \bar{x}_2 = \begin{bmatrix} \bar{x}_{21} \\ \bar{x}_{22} \end{bmatrix}$$

where $\bar{x}_{21} \in \mathbb{R}^r$ and $\bar{x}_{22} \in \mathbb{R}^{(n-r)}$.

It follows from (42) that

$$\Omega_{14,14} = Q_4 + \tilde{Q}_4 + 2P_2A_2. \quad (45)$$

Next, we define

$$P_2 = \begin{bmatrix} P_{21} & P_{22} \\ P_{23} & P_{24} \end{bmatrix}, \quad A_2 = \begin{bmatrix} A_{21} & A_{22} \\ A_{23} & A_{24} \end{bmatrix},$$

$$Q_4 = \begin{bmatrix} Q_{41} & Q_{42} \\ Q_{43} & Q_{44} \end{bmatrix}, \quad \tilde{Q}_4 = \begin{bmatrix} \tilde{Q}_{41} & \tilde{Q}_{42} \\ \tilde{Q}_{43} & \tilde{Q}_{44} \end{bmatrix}.$$

By substituting P_2 , A_2 , Q_4 and \tilde{Q}_4 into (45), it yields that

$$(P_{24}A_{24} + A_{24}^T P_{24}^T) + Q_{44} + \tilde{Q}_{44} < 0.$$

Then, it is easy to find $\det(s\hat{\mathcal{E}} - \hat{A}_2) = \det(s\mathcal{E} - A_2)$ which
tends to $\det(s\mathcal{E} - A_2)$ is not identically zero and $\det(s\mathcal{E} -$
 $A_2) = r = \text{rank}(\mathcal{E})$. Thus, the system (13) is regular and
impulse free. Hence by Definition 2.1, the systems (13) is
mean-square asymptotically admissible. ■

C. Theorem 3.2

$\tilde{B} = [\tilde{\varepsilon}_1 \tilde{B}_1^T \quad \tilde{Y}_1^T \quad \tilde{\varepsilon}_2 \tilde{B}_2^T \quad \tilde{Y}_2^T \quad \tilde{\varepsilon}_3 \tilde{B}_3^T \quad \tilde{Y}_3^T \quad \tilde{\varepsilon}_4 \tilde{B}_4^T \quad \tilde{Y}_4^T \quad \tilde{\varepsilon}_5 \tilde{B}_5^T \quad \tilde{Y}_5^T$
 $\tilde{\varepsilon}_6 \tilde{B}_6^T \quad \tilde{Y}_6^T \quad \tilde{\varepsilon}_7 \tilde{B}_7^T \quad \tilde{Y}_7^T \quad \tilde{\varepsilon}_8 \tilde{B}_8^T \quad \tilde{Y}_8^T]$, $\tilde{\varepsilon} = \text{diag}\{-\tilde{\varepsilon}_1 -$
 $\tilde{\varepsilon}_1 \quad -\tilde{\varepsilon}_2 \quad -\tilde{\varepsilon}_2 \quad -\tilde{\varepsilon}_3 \quad -\tilde{\varepsilon}_3 \quad -\tilde{\varepsilon}_4 \quad -\tilde{\varepsilon}_4 \quad -\tilde{\varepsilon}_5 \quad -$
 $\tilde{\varepsilon}_5 \quad -\tilde{\varepsilon}_6 \quad -\tilde{\varepsilon}_6 \quad -\tilde{\varepsilon}_7 \quad -\tilde{\varepsilon}_7 \quad -\tilde{\varepsilon}_8 \quad -\tilde{\varepsilon}_8\}$, $\tilde{B}_1 =$
 $[0 \quad B_2 \quad 0_{33n}]$, $\tilde{B}_2 = [0_{5n} \quad B_2 \quad 0_{29n}]$, $\tilde{B}_3 = [0_{18n} \quad B_2 \quad 0_{16}]$,
 $\tilde{B}_4 = [0_{19n} \quad B_2 \quad 0_{15}]$, $\tilde{B}_5 = [0_{29n} \quad \tilde{\beta}_1 I \quad \tilde{\beta}_1 I \quad -\tilde{\alpha}_1 I \quad -I \quad 0_{2n}]$,
 $\tilde{B}_6 = [0_{29n} \quad \tilde{\beta}_1 \tilde{\alpha}_1 I \quad -\tilde{\beta}_1 I \quad -\tilde{\alpha}_1 I \quad I \quad 0_{2n}]$, $\tilde{B}_7 = [0_{29n} \quad \tilde{\beta}_1 \tilde{\alpha}_1 I \quad -$
 $\tilde{\beta}_1 I \quad -\tilde{\alpha}_1 I \quad I \quad 0_{2n}]$, $\tilde{B}_8 = [0_{29n} \quad \tilde{\beta}_1 I \quad 0 \quad I \quad 0_{3n}]$, $\tilde{Y}_1 =$
 $[0_{25n} \quad \tilde{\alpha} \tilde{\beta}_1 \mathbb{G}_1 Y_1 \quad \sigma \tilde{\beta}_1 \mathbb{G}_1 Y_1 \quad -\delta \tilde{\alpha}_1 \mathbb{G}_1 Y_1 \quad \sigma \delta \mathbb{G}_1 Y_1 \quad 0_{5n}]$, $\tilde{Y}_2 =$
 $[0_{25n} \quad \tilde{\alpha}_1 \tilde{\beta}_1 \mathbb{G}_1 Y_1 \quad \sigma \tilde{\beta}_1 \mathbb{G}_1 Y_1 \quad -\delta \tilde{\alpha}_1 \mathbb{G}_1 Y_1 \quad -\sigma \delta \mathbb{G}_1 Y_1 \quad 0_{5n}]$,
 $\tilde{Y}_3 = [0_{25n} \quad -\tilde{\alpha}_1 \tilde{\beta}_1 \mathbb{G}_1 Y_1 \quad \sigma \tilde{\beta}_1 \mathbb{G}_1 Y_1 \quad -\delta \tilde{\alpha}_1 \mathbb{G}_1 Y_1 \quad -$
 $\sigma \delta \mathbb{G}_1 Y_1 \quad 0_{5n}]$, $\tilde{Y}_4 = [0_{25n} \quad \tilde{\beta} \mathbb{G}_1 Y_1 \quad 0 \quad \delta \tilde{\alpha}_1 \mathbb{G}_1 Y_1 \quad 0_{6n}]$,
 $\tilde{Y}_5 = [0 \quad \mathbb{G}_1 Y_1 \quad 0_{33n}]$, $\tilde{Y}_6 = [0_{5n} \quad \mathbb{G}_1 Y_1 \quad 0_{29n}]$, $\tilde{Y}_7 =$
 $[0_{18n} \quad \mathbb{G}_1 Y_1 \quad 0_{16}]$, $\tilde{Y}_8 = [0_{19n} \quad \mathbb{G}_1 Y_1 \quad 0_{15}]$.

REFERENCES

- [1] Z. Du, D. Yue and S. Hu, “ H_∞ stabilization for singular networked cascade control systems with state delay and disturbance”, IEEE Transactions on Industrial Informatics, vol. 10, pp. 882-894, 2014.
- [2] J. Wang and J. Zhao, “Stability analysis and control synthesis for a class of cascade switched nonlinear systems with actuator saturation,” Circuits Systems and Signal Processing, vol. 33, pp. 2961-2970, 2014.
- [3] L. Deng, C. Tan and W.S. Wong, “On stability condition of wireless networked control systems under joint design of control policy and network scheduling policy”, in Proc. IEEE CDC, 2018.
- [4] S. Gil, C. Baykal and D. Rus, “Resilient multi-agent consensus using Wi-Fi signals”, IEEE Control Systems Letters, vol. 3, no. 1, pp. 126-131, 2019.
- [5] Y. Wang, Y. Xia, H. Shen and P. Zhou, “SMC design for robust stabilization of nonlinear Markovian jump singular systems”, IEEE Transactions on Automatic Control, vol. 63, pp. 219-224, 2018.
- [6] B. Wang, Q. Zhu and S. Li, “Stability analysis of switched singular stochastic linear systems”, International Journal of Control, DOI: 10.1080/00207179.2018.1508851.
- [7] Y.C. Liu, “Leaderless consensus for multiple Euler-Lagrange systems with event-triggered communication, in Proc. IEEE ICSMC, 2018.
- [8] T. Liu and Z.P. Jiang, “Event-triggered control of nonlinear systems with state quantization”, IEEE Transactions on Automatic Control, vol. 64, no. 2, pp. 797-803, 2019.
- [9] D. Yue, E. Tian and Q.L. Han, “A delay system method for designing event-triggered controllers of networked control systems”, IEEE Transactions on Automatic Control, vol. 58, pp. 475-481, 2013.
- [10] J. Liu, Y. Gu, X. Xie, D. Yue and J.H. Park, “Hybrid-driven-based H_∞ control for networked cascade control systems with actuator saturations and stochastic cyber attacks”, IEEE Transactions on Systems, Man, and Cybernetics: Systems, DOI: 10.1109/TSMC.2018.2875484, 2018.
- [11] Z.G. Wu, S. Dong, P. Shi, D. Zhang and T. Huang, “Reliable filter design of Takagi-Sugeno fuzzy switched systems with imprecise modes”, IEEE Transactions on Cybernetics, DOI: 10.1109/TCYB.2018.2885505, 2019.
- [12] M. Chen and J. Sun, “Finite time dissipativity-based reliable control for time-varying system with delay and linear fractional uncertainties”, International Journal of Systems Science, vol. 50, pp. 463-478, 2019.
- [13] L. Yang and N. Ozay, “Fault-tolerant output-feedback path planning with temporal logic constraints”, in Proc. IEEE CDC, 2018.
- [14] G. Song, J. Lam and S. Xu, “Quantized feedback stabilization of continuous time-delay systems subject to actuator saturation”, Nonlinear Analysis: Hybrid Systems, vol. 30 pp. 1-13, 2018.
- [15] D. Ding, Z. Wang, Q.-L. Han, and G. Wei, “Security control for discrete-time stochastic nonlinear systems subject to deception attacks”, IEEE Transactions on Systems, Man, and Cybernetics: Systems, vol. 48 pp. 779-789, 2018.
- [16] E. Mousavinejad, F. Yang, Q.-L. Han, and L. Vlacic, “A novel cyber attack detection method in networked control systems”, IEEE Transactions on Cybernetics, vol. 48, pp. 3254-3264, 2018.
- [17] S. Hu, D. Yue, X. Xie, X. Chen and X. Yin, “Resilient event-triggered controller synthesis of networked control systems under periodic DoS jamming attacks”, IEEE Transactions on Cybernetics, DOI: 10.1109/TCYB.2018.2861834.
- [18] J. Liu, Z.G. Wu, D. Yue and J.H. Park, “Stabilization of networked control systems with hybrid-driven mechanism and probabilistic cyber attack”, IEEE Transactions on Systems, Man, and Cybernetics: Systems, DOI: 10.1109/TSMC.2018.2888633.
- [19] A.A. Usova, I.G. Polushin and R.V. Patel, “Scattering-based stabilization of complex interconnections of (Q, S, R) -dissipative systems with time delays,” IEEE Control Systems Letters, vol. 3, no. 2, pp. 368-373, 2019.
- [20] A. Seuret and F. Gouaisbaut, “Wirtinger-based integral inequality : Application to time-delay systems”, Automatica, vol. 49, pp. 2860-2866, 2013.