

PREPARED FOR SUBMISSION TO JHEP

Holographic CFT states for localized perturbations to AdS black holes

Hong Zhe Chen,^{a,b} Mark Van Raamsdonk,^a

^a*Department of Physics and Astronomy, University of British Columbia,
6224 Agricultural Road, Vancouver, B.C., V6T 1W9, Canada*

^b*Perimeter Institute for Theoretical Physics,
31 Caroline Street North, Waterloo, ON N2L 2Y5, Canada*

E-mail: hchen2@perimeterinstitute.ca, mav@phas.ubc.ca

ABSTRACT: In this note, we describe a holographic CFT construction of states dual to scalar perturbations of the maximally extended three-dimensional AdS-Schwarzschild black hole. The states are constructed by adding sources for a scalar operator to the path integral that constructs the thermofield double state. For a scalar field of arbitrary mass, we provide the general map between sources and scalar field perturbations at linear order. With this, we investigate to what extent it is possible using this construction to produce perturbations localized to one side of the black hole horizon. Our results suggest that it is possible to produce arbitrarily localized perturbations (and thus, plausibly, general linear perturbations to the black hole initial data slice), but that the amplitude of the perturbation must be taken small as the perturbation becomes more localized in order that the sources do not diverge, as found for the pure AdS case considered in arXiv:1709.10101.

Contents

1	Introduction	1
2	Linearized black hole perturbations from path-integral sources	3
2.1	Scalar field solution in Euclidean global AdS ₃	4
2.2	From sources to perturbations for the Euclidean black hole	6
2.3	Special case: $\nu = 1/2$	8
2.4	Comments on Lorentzian evolution	9
3	Sources for localized perturbations	9
3.1	Maximizing the ratio of $L^2_{\sigma_S}$ norms of $\Phi^{(1)}(t_S = 0), \Phi^{(2)}(t_S = 0)$	10
3.2	Localizing initial data in σ_S	12
3.2.1	Fixing ratio of L^2 norms of initial data and sources	14
3.2.2	Fixing ratio of $L^2_{\sigma_S}$ norms of $\Phi^{(1)}(t_S = 0), \Phi^{(2)}(t_S = 0)$	17
4	Summary and outlook	19
A	Pure AdS metrics	20
B	Metrics for AdS black hole	21
B.1	Euclidean BTZ black hole as global AdS ₃	22
C	Special Functions	23
C.1	Hypergeometric function	23
C.2	Associated Legendre and Ferrers Functions	25
D	Generalized Eigenvalue Problem	25

1 Introduction

The Euclidean path integral provides a powerful tool to construct states of holographic conformal field theories for which the corresponding state in the dual gravitational system has a nice classical description. Starting from the standard Euclidean path integral for the vacuum state,¹

$$\langle \phi_0 | \Psi \rangle = \int_{\tau < 0}^{\phi(\tau=0)=\phi_0} [d\phi] e^{-S_{Euc}} \quad (1.1)$$

¹Here, we take the path integral as being defined over $S \times I$, where S is the spatial geometry on which the CFT lives and I is the half-line parameterized by Euclidean time $\tau \in (-\infty, 0]$. For the case where S is a sphere, we could alternatively perform a conformal transformation to compactify this space to a ball.

we can perturb the Euclidean action by sources for operators dual to the light fields in the bulk.

$$S_{Euc} \rightarrow S_{Euc} + \int dx d\tau \lambda_\alpha(x, \tau) \mathcal{O}_\alpha(x, \tau) \quad (1.2)$$

If these sources vanish sufficiently rapidly for $\tau \rightarrow 0$, we define a perturbed state of the original theory.

The Lorentzian geometries dual to these states can be deduced making use of the real-time AdS/CFT formalism [1–3]; see [4, 5] for early discussions and [6, 7]. In [7], the general map between sources and bulk perturbations was worked out explicitly at linear order for scalar and metric perturbations to Poincaré-AdS.

In this note, we make use of the same techniques to construct states dual to perturbations of AdS black hole geometries, focusing on scalar field perturbations of the AdS₃ black holes for simplicity. Here, the starting point is the Euclidean path integral which constructs the thermofield double state of two copies of a CFT, namely the path integral on a cylinder $S^1 \times [-\beta/2, 0]$. We consider sources which vanish near both ends of the cylinder and construct the map between the sources and the corresponding bulk perturbations at linear order.

An interesting aspect of this construction is that the sources necessarily affect the density matrix for both CFTs.² Thus, we expect that the bulk perturbations generally affect both sides of the two-sided black hole geometry. As a key focus of this work, we investigate to what extent it is possible in this construction to localize perturbations to one side of the black hole, and to understand what types of Euclidean sources would give rise to such localization.

Making use of variational techniques, we numerically investigate the sources that optimize various measures of localization for the perturbations. Our results are consistent with the conclusion that it is possible by a careful choice of sources to produce perturbations that are arbitrarily well-localized to one side of the black hole or the other, and that the variance of these perturbation about a chosen point can also be made arbitrarily small. In this case, by taking linear combinations of sources that lead to localized perturbations, we should be able to choose sources which give rise to arbitrary initial data at the linearized level.

An interesting qualitative feature of our results is that the sources required to produce a perturbation of small variance that is well-localized to one side of the black hole are not well-localized on the corresponding side of the cylinder on which the path integral is defined. Instead, the required sources have a profile that is concentrated in the middle of the integration region (see figure 5c). Another interesting qualitative feature, observed already in [7] for perturbations to pure AdS, is that decreasing the variance of fixed amplitude perturbations requires increasing the amplitude of the sources. Thus, to ensure validity of perturbation theory in the sources, the amplitude of bulk perturbations must be taken increasingly small for increasingly small variance.

²This is in contrast to the situation where we perturb the thermofield double state by acting with a unitary operator on one side.

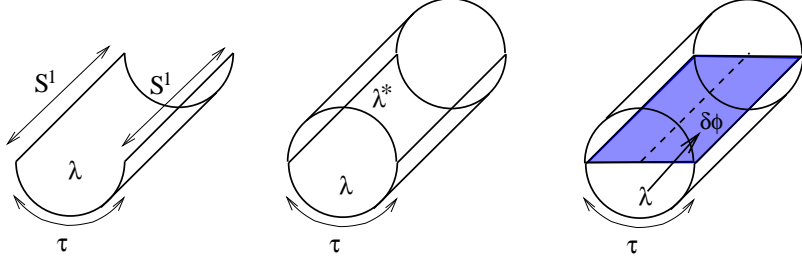


Figure 1: Left: path integral for a perturbed thermofield double state of two CFTs on S^1 (ends are periodically identified). Middle: Path integral used to compute $t = 0$ observables for this state. Right: Euclidean gravity solution dual to the perturbed CFT state (interior of torus). Initial data for the Lorentzian geometry corresponding to our state is obtained via analytic continuation of the fields on the blue surface.

We now provide a brief outline of the remainder of the paper. In section 2, we start by describing our basic setup for defining states using the Euclidean path integral. Next, we review the solution of the linearized scalar field equation of motion on Euclidean and Lorentzian AdS_3 black hole backgrounds and derive the explicit relation between the Euclidean sources and Lorentzian initial data for scalar field perturbations. In section 3, we perform our numerical investigations to find sources which optimize various measures of localization to one side of the black hole for the perturbations.

The recent paper [8] that appeared while this manuscript was in preparation also considers CFT states dual to perturbed black holes defined using path integral techniques and provides an interesting complementary discussion. While there is some overlap with our review of scalar field solutions on AdS_3 and with the general construction, our main investigations of how to produce localized perturbations does not overlap with the contents of [8].

2 Linearized black hole perturbations from path-integral sources

In this paper, we focus on scalar perturbations to the two-sided AdS_3 black hole geometry. In the CFT description, this spacetime corresponds to the thermofield double state of a pair of CFTs each on a spatial circle. The state can be prepared by a path integral on a cylinder $S^1 \times [-\beta/2, 0]$:

$$\langle \phi_L \phi_R | \Psi \rangle = \int_{\phi(-\beta/2)=\phi_L}^{\phi(0)=\phi_R} [d\phi(\tau, x)] e^{-S_{Euc}} . \quad (2.1)$$

Here, ϕ represents the full set of CFT fields. To produce perturbed black hole states, we can perturb the Euclidean action here by sources as in (1.2). At the linearized level, if we wish to introduce perturbations to a particular field in the gravitational theory, we can add a source for the corresponding operator. In this paper, we focus on scalar field perturbations.

To understand the geometries dual to these perturbed states, we apply the basic recipe of [3], reviewed in detail in [7] and displayed in figure 1. We consider a CFT path-integral

defined on $S^1 \times [-\beta/2, \beta/2]$ with identification $\beta/2 \equiv -\beta/2$ and sources for $\tau > 0$ defined by $\lambda(\tau, x) = \lambda^*(-\tau, x)$. Via the standard AdS/CFT dictionary, we can associate to this path integral a corresponding Euclidean gravity configuration which solves the gravitational equations subject to the boundary conditions that the boundary metric is the torus geometry on which the path integral is defined, and the asymptotic values of the fields are determined by the sources we add. In the unperturbed geometry, the bulk slice that divides the spacetime symmetrically and asymptotes to the $\tau = 0$ and $\tau = \pm\beta/2$ circles at the boundary gives the initial data for the corresponding Lorentzian geometry. This includes two asymptotic regions connected by an Einstein-Rosen bridge.

Working perturbatively, the same slice of the bulk geometry will correspond to the initial data for the Lorentzian solution, and the Lorentzian perturbations are determined directly from the scalar field perturbations on this surface produced by the sources in the Euclidean solution via³

$$\begin{aligned}\delta\phi_L(x, t=0) &= \delta\phi_E(x, \tau=0) \\ \partial_t\delta\phi_L(x, t=0) &= i\partial_\tau\delta\phi_E(x, \tau=0) .\end{aligned}$$

At the linearized level, the Euclidean perturbations on the right side here are determined by the sources via a Euclidean boundary-to-bulk propagator.

Without sources, and for $\beta < R_{S^1}$, the gravitational configuration is just global Euclidean AdS with a periodic identification of the usual Euclidean time direction, which is reinterpreted as the direction corresponding to the spatial coordinate of the CFT. In the next subsection, we recall the scalar field solutions in the standard global AdS coordinates and then make the reinterpretation to obtain the desired solutions for the Euclidean black hole background.

2.1 Scalar field solution in Euclidean global AdS₃

In this section, we recall the classical scalar field solution in Euclidean global AdS₃. This will be used in the next section where we reinterpret periodically identified global AdS₃ as a Euclidean black hole.

Euclidean global AdS can be described using the metric

$$ds^2 = \frac{\ell^2}{\cos^2(\rho_g)} [d\tau_g^2 + d\rho_g^2 + \sin^2(\rho_g) d\theta_g^2].$$

The classical equation of motion for a scalar field of mass μ in this geometry is

$$\begin{aligned}0 &= (g^{\mu\nu} \nabla_\mu \nabla_\nu - \mu^2) \Phi = \frac{1}{\sqrt{g}} \partial_\mu (\sqrt{g} g^{\mu\nu} \partial_\nu \Phi) - \mu^2 \Phi \\ &= \frac{1}{\ell^2} \left[\cos^2(\rho_g) (\partial_{\tau_g}^2 + \partial_{\rho_g}^2) + \cot(\rho_g) \partial_{\rho_g} + \cot^2(\rho_g) \partial_{\theta_g}^2 \right] \Phi - \mu^2 \Phi.\end{aligned}$$

³At higher orders in perturbation theory or non-perturbatively, the relation between the Euclidean and Lorentzian perturbations is more complicated. However, for cases with real sources, the resulting Euclidean spacetime will have a time-reflection symmetry and the Lorentzian initial data (which will have vanishing time derivatives for the fields) can be read off directly from the spatial slice lying at the fixed point of this symmetry.

Via separation of variables, we can expand the solutions in terms of mode functions

$$e^{i(\omega_g \tau_g + m_g \theta_g)} R_{m_g}(\omega_g, \rho_g) . \quad (2.2)$$

where the radial function R_{m_g} satisfies a second order differential equation in ρ_g ,

$$0 = \frac{1}{\ell^2} \left[\cos^2(\rho_g) (-\omega_g^2 + \partial_{\rho_g}^2) + \cot(\rho_g) \partial_{\rho_g} - m_g^2 \cot^2(\rho_g) \right] R_{m_g}(\omega_g, \rho_g) - \mu^2 R_{m_g}(\omega_g, \rho_g). \quad (2.3)$$

We shall focus on solutions which do not diverge in the bulk. If we rescale the field

$$R_{m_g}(\omega_g, \rho_g) \equiv \cos^{1+\nu}(\rho_g) \sin^{|m_g|}(\rho_g) \tilde{R}_{m_g}(\omega_g, \sin^2 \rho_g), \\ \nu \equiv \sqrt{1 + \ell^2 \mu^2} = \Delta_{\mathcal{O}} - 1, \quad (2.4)$$

then (2.3) becomes a hypergeometric differential equation (C.1) in the variable $\sin^2 \rho_g$, with

$$a = \frac{1 + \nu + |m_g| - i\omega_g}{2}, \quad b = \frac{1 + \nu + |m_g| + i\omega_g}{2}, \quad c = 1 + |m_g|.$$

Taking $\tilde{R}_{m_g}(\omega_g, \sin^2 \rho_g)$ to be a solution of the form (C.2), re-expressed using (C.11), we find

$$R_{m_g}(\omega_g, \rho_g) = a_{m_g}(\omega_g) \cos^{1-\nu}(\rho_g) \sin^{|m_g|}(\rho_g) \\ \times {}_2F_1 \left(\frac{1 - \nu + |m_g| - i\omega_g}{2}, \frac{1 - \nu + |m_g| + i\omega_g}{2}; 1 + |m_g|; \sin^2(\rho_g) \right), \quad (2.5)$$

where we choose

$$a_{m_g}(\omega) \equiv \frac{\left| \Gamma \left(\frac{1 + \nu + |m_g| - i\omega_g}{2} \right) \right|^2}{\Gamma(|m_g| + 1) \Gamma(\nu)}. \quad (2.6)$$

so that (using the identity (C.15))

$$R_{m_g}(\omega_g, \rho_g) \sim \cos^{1-\nu}(\rho_g) \quad (2.7)$$

for $\rho_g \rightarrow \pi/2$. When writing (2.5), we have chosen to use the alternative form (C.11) of the hypergeometric function in order to emphasize the $\sim \cos^{1-\nu}(\rho_g)$ behaviour of Φ near the boundary $\rho_g = \pi/2$.

For our problem, we would like to find solutions where the asymptotic behavior is related to the source function $\lambda(\tau_g, \theta_g)$ for the associated scalar operator in the CFT by the usual holographic dictionary,

$$\lim_{\rho_g \rightarrow \pi/2} \frac{\Phi(\tau_g, \rho_g, \theta_g)}{\cos^{1-\nu}(\rho_g)} = \lambda(\tau_g, \theta_g) .$$

Writing

$$\lambda(\tau_g, \theta_g) = \int \frac{d\omega_g}{2\pi} \sum_{m_g} e^{i(\omega_g \tau_g + m_g \theta_g)} \lambda_{m_g}(\omega_g),$$

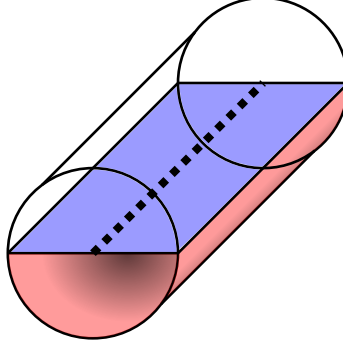


Figure 2: To obtain a perturbed thermofield double state, sources are inserted into the Euclidean path integral over the surface shown in red for global AdS_3 . The initial data are then read off from the blue surface. The dotted line indicates the horizon dividing the two black hole exteriors. If the two disks at the ends of the global AdS_3 cylinder are identified, then the black hole is spherical. A planar black hole is obtained by making the global AdS_3 cylinder infinitely long.

the correct linear combination of mode functions is

$$\Phi(\tau_g, \rho_g, \theta_g) = \int \frac{d\omega_g}{2\pi} \sum_{m_g} \lambda_{m_g}(\omega_g) e^{i(\omega_g \tau_g + m_g \theta_g)} R_{m_g}(\omega_g, \rho_g). \quad (2.8)$$

This gives the linear map between sources and bulk scalar perturbations when the CFT is on an infinite cylinder and the bulk geometry is Euclidean global AdS .

2.2 From sources to perturbations for the Euclidean black hole

As described in §B.1, the two-sided AdS -black hole (i.e. BTZ) geometry can be described by coordinates $(\tau_S, \rho_S, \theta_S)$ with the metric (B.6) of a global AdS_3 cylinder lying sideways. Here, τ_S is the Euclidean analytic continuation of the usual Schwarzschild black hole time t_S ; ρ_S is related to the more familiar Schwarzschild radial coordinate r_S by (B.4); and θ_S is the usual Schwarzschild angular coordinate. Since the metric (B.6) is obtained from the usual global AdS_3 metric (A.5) with the replacements (B.7) (where the black hole radius r_+ is related to temperature $1/\beta$ by (B.8)), we just need to apply the same replacements to our results from the previous section in order to study thermofield double/BTZ black hole correspondence. We will also rename:

$$m_g \rightarrow n_S, \quad \omega_g \rightarrow k_{m_S} \equiv \frac{\beta m_S}{2\pi\ell}, \quad (m_S, n_S \in \mathbb{Z}) \quad (2.9)$$

The latter discretizes the frequencies allowed in θ_S so that the BTZ identification (B.3) is satisfied. Making these replacements in (2.5) and (2.6), we find that the classical scalar field solution in the Euclidean BTZ black hole is

$$\Phi(\tau_S, \rho_S, \theta_S) = \sum_{m_S, n_S} \lambda_{m_S n_S} e^{i\left(\frac{2\pi n_S \tau_S}{\beta} + m_S \theta_S\right)} \Phi_{m_S n_S}(\rho_S), \quad (2.10)$$

where

$$\begin{aligned}
\Phi_{m_S n_S}(\rho_S) &= a_{m_S n_S} \cos^{1-\nu}(\rho_S) \sin^{|n_S|}(\rho_S) \\
&\quad \times {}_2F_1\left(\frac{1-\nu+|n_S|-ik_{m_S}}{2}, \frac{1-\nu+|n_S|+ik_{m_S}}{2}; 1+|n_S|; \sin^2(\rho_S)\right) \quad (2.11) \\
a_{m_S n_S} &= \frac{\left|\Gamma\left(\frac{1+\nu+|n_S|-ik_{m_S}}{2}\right)\right|^2}{\Gamma(|n_S|+1)\Gamma(\nu)} \\
\lambda(\tau_S, \theta_S) &= \sum_{m_S, n_S} e^{i\left(\frac{2\pi n_S \tau_S}{\beta} + m_S \theta_S\right)} \lambda_{m_S n_S}.
\end{aligned}$$

The radial dependence of the various $m_S = 0$ modes Φ_{0n_S} of the field are plotted in Figure 3a as functions of ρ_S . In Figure 3b, we also plot Φ_{0n_S} as a function of an alternative radial coordinate σ_S , given by (B.9), which will be useful later.

The initial data for the two sides of the black hole can be read off from (2.10) on the slices at $\tau_S = 0$ and $\tau_S = -\beta/2$:

$$\Phi^{(1)}(t_S = 0, \rho_S, \theta_S) = \Phi(\tau_S = 0, \rho_S, \theta_S) = \sum_{m_S, n_S} \lambda_{m_S n_S} e^{im_S \theta_S} \Phi_{m_S n_S}(\rho_S) \quad (2.12)$$

$$\partial_{t_S} \Phi^{(1)}(t_S = 0, \rho_S, \theta_S) = i \partial_{\tau_S} \Phi(\tau_S = 0, \rho_S, \theta_S) = - \sum_{m_S, n_S} \frac{2\pi n_S}{\beta} \lambda_{m_S n_S} e^{im_S \theta_S} \Phi_{m_S n_S}(\rho_S) \quad (2.13)$$

$$\Phi^{(2)}(t_S = 0, \rho_S, \theta_S) = \Phi(\tau_S = -\beta/2, \rho_S, \theta_S) = \sum_{m_S, n_S} (-1)^{n_S} \lambda_{m_S n_S} e^{im_S \theta_S} \Phi_{m_S n_S}(\rho_S) \quad (2.14)$$

$$\partial_{t_S} \Phi^{(2)}(t_S = 0, \rho_S, \theta_S) = i \partial_{\tau_S} \Phi(\tau_S = -\beta/2, \rho_S, \theta_S) \quad (2.15)$$

$$= - \sum_{m_S, n_S} \frac{2\pi n_S}{\beta} (-1)^{n_S} \lambda_{m_S n_S} e^{im_S \theta_S} \Phi_{m_S n_S}(\rho_S). \quad (2.16)$$

We have taken the convention that time evolution is in the $-t_S$ direction in the second exterior, with the future and past horizons at $t_S = -\infty, +\infty$ respectively.

Note that

$$\Phi_{m_S, n_S}(\rho_S) = \Phi_{m_S, -n_S}(\rho_S) \quad (2.17)$$

so (2.12) and (2.14) only depend on the sources through the combinations

$$\lambda_{m_S, 0}, \quad \lambda_{m_S, n_S} + \lambda_{m_S, -n_S} \quad (m_S \in \mathbb{Z}, n_S \in \mathbb{N})$$

and (2.13) and (2.16) only depend on the sources through the combinations

$$\lambda_{m_S, n_S} - \lambda_{m_S, -n_S} \quad (m_S \in \mathbb{Z}, n_S \in \mathbb{N}).$$

Finally, we remark on some constraints placed on the sources. Since we must Hermitian conjugate to go from a ket to a bra, we have

$$\lambda(\tau_S, \theta_S) = \lambda^\dagger(-\tau_S, \theta_S), \quad \text{i.e.,} \quad \lambda_{m_S, n_S} = \lambda_{-m_S, n_S}^\dagger. \quad (2.18)$$

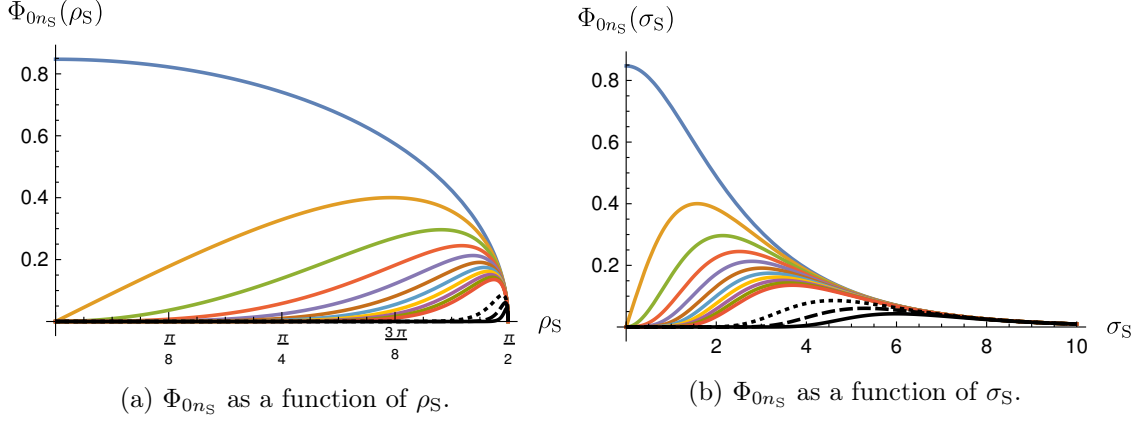


Figure 3: Φ_{0n_S} plotted against ρ_S and σ_S for $n_S = 0, 1, \dots, 10$ (coloured) and $n_S = 25, 50, 100$ (black). The upper-most and bottom-most coloured curves are for $n_S = 0, 10$ respectively and the black dotted, dashed, and solid curves are for $n_S = 25, 50, 100$ respectively. Here, $\nu = 1/2$.

To have the sources vanish at $\tau_S = 0, \beta/2$, we require

$$0 = \sum_{\substack{m_S, n_S \\ n_S \text{ even}}} e^{im_S \theta_S} \lambda_{m_S n_S} = \sum_{\substack{m_S, n_S \\ n_S \text{ odd}}} e^{im_S \theta_S} \lambda_{m_S n_S}. \quad (2.19)$$

If we also assume that the sources $\lambda(\tau_S, \theta_S)$ are real, then

$$\lambda_{m_S, n_S} = \lambda_{m_S, -n_S}. \quad (2.20)$$

2.3 Special case: $\nu = 1/2$

As a check of our work, we now produce an equivalent form for classical scalar field solutions by starting in Poincaré coordinates and focusing on the special case

$$\ell^2 \mu^2 = -\frac{3}{4}, \quad \Delta = \frac{3}{2}, \quad \nu = \frac{1}{2},$$

as was done in §4 of [7]. Setting $\nu = 1/2$ simplifies calculations because, in Poincaré coordinates (A.6)-(A.8), the classical equation of motion for the rescaled field $\Phi/\sqrt{z_P}$ is Laplace's equation,

$$0 = (\partial_{\tau_P}^2 + \partial_{z_P}^2 + \partial_{x_P}^2) \frac{\Phi}{\sqrt{z_P}}.$$

The general solution, in spherical Poincaré coordinates (A.12) is

$$\Phi(r_P, \theta_P, \varphi_P) = \sum_{\alpha \in A} \sum_{n_P} \lambda_{\alpha n_P} b_{\alpha n_P} \left(\frac{r_P}{\ell} \right)^{\alpha + \frac{1}{2}} e^{in_P \varphi_P} \sqrt{\cos \theta_P} P_{\alpha}^{|n_P|}(\cos(\theta_P)),$$

where the powers of r_P in $\{r_P^{\alpha} : \alpha \in A\}$ form a basis for functions of r_P , $b_{\alpha n_P}$ are normalization constants to be determined by imposing the holographic dictionary, and P_a^b is the

Ferrer function of degree a and order b (see §C.2). In terms of the Schwarzschild coordinates which we have been using previously in §2.2,

$$\Phi(\tau_S, \rho_S, \theta_S) = \sum_{\alpha \in A} \sum_{n_S} \lambda_{\alpha n_S} b_{\alpha n_S} \exp \left[\left(\alpha + \frac{1}{2} \right) \frac{2\pi\ell}{\beta} \theta_S + \frac{i2\pi n_S}{\beta} \tau_S \right] \sqrt{\cos \rho_S} P_{\alpha}^{|n_S|}(\cos(\rho_S)).$$

We should pick α so that Φ is periodic in θ_S , satisfying the BTZ identification (B.3). One choice is

$$\alpha = \left\{ -\frac{1}{2} + ik_{m_S} : m_S \in \mathbb{Z} \right\},$$

giving

$$\Phi(\tau_S, \rho_S, \theta_S) = \sum_{m_S n_S} \lambda_{m_S n_S} b_{m_S n_S} e^{i(m_S \theta_S + \frac{2\pi n_S}{\beta} \tau_S)} \sqrt{\cos \rho_S} P_{-\frac{1}{2} + ik_{m_S}}^{|n_S|}(\cos(\rho_S)). \quad (2.21)$$

Using the value (C.19) of the Ferrer function at $\cos(\rho_S) = 0$, we have

$$b_{m_S n_S} \equiv \left(\frac{1}{2} \right)^{|n_S|} \frac{1}{\sqrt{\pi}} \left| \Gamma \left(\frac{3}{4} - \frac{|n_S| + ik_{m_S}}{2} \right) \right|^2.$$

It is easy to check, by applying (C.18) then (C.16) and (C.17), that (2.11) at $\nu = 1/2$ equals $b_{m_S n_S}$ times the ρ_S dependent part of (2.21).

2.4 Comments on Lorentzian evolution

Before moving on to numerically investigating the relationship between Euclidean sources and the localization of initial data, let us provide some brief comments on the evolution of the scalar field initial data in Lorentzian time. We refer the reader to [8–10] for more detailed discussions.

To work out the Lorentzian evolution, we can follow the basic strategy used in [7] for perturbations to pure AdS; that is, we start with a basis of appropriately normalized solutions to the Lorentzian field equations and then choose the appropriate linear combination by matching to our initial data. With vanishing Lorentzian sources, the holographic dictionary requires normalizable solutions to vanish as $\sim \cos^{1+\nu}(\rho_S)$ (in 3-dimensional spacetime) at the boundary. When the appropriate Lorentzian solution is found, the asymptotic behavior of the scalar field near the AdS boundary gives the CFT one-point function for the CFT primary operator dual to the bulk field.

We note that for real sources, the initial data has vanishing time-derivatives, so the Lorentzian solutions will be time-symmetric, with matter emerging from the past horizon of the black hole and falling in to the future horizon.

3 Sources for localized perturbations

Here, we perform numerical calculations to examine various properties of the scalar field initial data. For our numerical calculations, we will stick with $\nu = 1/2$. Additionally, for simplification, we will consider sources λ_{0n_S} and initial data Φ_{0n_S} which are independent of the Schwarzschild angular coordinate θ_S . We shall work in the radial coordinate σ_S , given by (B.9), since it is nicely related to proper length on constant t_S, θ_S lines by $ds^2 = \ell^2 d\sigma_S^2$.

3.1 Maximizing the ratio of $L_{\sigma_S}^2$ norms of $\Phi^{(1)}(t_S = 0), \Phi^{(2)}(t_S = 0)$

In this section, we wish to maximize the ratio

$$N[\Phi^{(1)}, \Phi^{(2)}] \equiv \frac{L_{\sigma_S}^2[\Phi^{(1)}(t_S = 0)]}{L_{\sigma_S}^2[\Phi^{(2)}(t_S = 0)]}, \quad L_{\sigma_S}^2[f(\sigma_S)] \equiv \int d\sigma_S |f(\sigma_S)|^2,$$

for sources and initial data constant in θ_S . The domain of integration in the above is the range of σ_S over which f is defined, e.g. $[0, \infty)$ for $\Phi^{(1)}, \Phi^{(2)}$. The goal is to determine whether it is possible to have non-trivial initial data $\Phi^{(1)}$ on one side of the black hole while having only vanishingly small initial data $\Phi^{(2)}$ on the other side.

Before we proceed with numerical calculations, let us make some basic preliminary observations. First, note that $\Phi_{m_S n_S}(\sigma_S)$ has a $|n_S|$ -order zero at $\sigma_S = 0$, making $\Phi_{m_S n_S}(\sigma_S)$ linearly independent for different $|n_S|$. This means that it should not be possible make $\Phi^{(2)}(t_S = 0)$ vanish completely while having a non-trivial $\Phi^{(1)}(t_S = 0)$, at least, when considering finitely many source modes. Secondly, from plotting $\Phi_{0 n_S}(\sigma_S)$ in Figure 3b, we note that the smaller $|n_S|$ functions $\Phi_{0 n_S}(\sigma_S)$ are concentrated closer $\sigma_S = 0$ and differ significantly from each other; but, as $|n_S|$ is increased, the $\Phi_{0 n_S}$ are pushed towards the boundary $\sigma_S = \infty$ and become increasingly similar. A naive way to get a large $\Phi^{(1)}(t_S = 0)$ at the cost of a comparatively small $\Phi^{(2)}(t_S = 0)$ would be to just pick a large n_S and make $\lambda_{0, n_S} \approx \lambda_{0, n_S+1} \neq 0$. The $\Phi_{0, n_S}(\sigma_S), \Phi_{0, n_S+1}(\sigma_S)$ would then combine constructively in (2.12), but mostly cancel in (2.14). Thus, we should expect those sources which localize initial data to one side of the black hole to have large $|n_S|$ modes and to produce initial data which are far away from the horizon.

Now, let us discuss our numerical methods for minimizing $N[\Phi^{(1)}, \Phi^{(2)}]$. Let us first introduce some notation, beginning with

$$I_{n_S n'_S}^{(\alpha)} \equiv \int_0^\infty d\sigma_S \sigma_S^\alpha \text{sech}(\sigma_S) \left[b_{0 n_S} P_{-1/2}^{|n_S|}(\text{sech}(\sigma_S)) \right] \left[b_{0 n'_S} P_{-1/2}^{|n'_S|}(\text{sech}(\sigma_S)) \right], \quad (\alpha \in \mathbb{R})$$

which are integrals that we shall compute numerically. Note that the matrix $I^{(\alpha)}$ has all positive entries and is symmetric and positive definite since, for any complex sequence a_{n_S} ,

$$\vec{a}^\dagger I^{(\alpha)} \vec{a} = \sum_{n_S n'_S} a_{n_S}^* I_{n_S n'_S}^{(\alpha)} a_{n'_S} = L_{\sigma_S}^2 \left[\sqrt{\sigma_S^\alpha \text{sech}(\sigma_S)} \sum_{n_S} a_{n_S} b_{0 n_S} P_{-1/2}^{|n_S|}(\text{sech}(\sigma_S)) \right],$$

theoretically justifying taking the inverse $(I^{(\alpha)})^{-1}$. The above also gives a convenient way to write the L^2 norms of the fields on the two sides of the black hole:

$$\begin{aligned} L_{\sigma_S}^2[\Phi^{(1)}(t_S = 0)] &= \vec{\lambda}_0^\dagger I^{(0)} \vec{\lambda}_0 \\ L_{\sigma_S}^2[\Phi^{(2)}(t_S = 0)] &= \vec{\lambda}_0^\dagger J I^{(0)} J \vec{\lambda}_0, \quad J \equiv \text{diag}(1, -1, 1, -1, \dots). \end{aligned}$$

We turn now to the business of minimizing $N[\Phi^{(1)}, \Phi^{(2)}]$. To maximize $L_{\sigma_S}^2[\Phi^{(1)}(t_S = 0)]$ for fixed $L_{\sigma_S}^2[\Phi^{(2)}(t_S = 0)]$, we consider the action

$$S_\Lambda = -L_{\sigma_S}^2[\Phi^{(1)}(t_S = 0)] + \Lambda L_{\sigma_S}^2[\Phi^{(2)}(t_S = 0)]$$

with Lagrange multiplier Λ . Extremizing this action for some value of Λ is a necessary condition for the maximization of $L_{\sigma_S}^2[\Phi^{(1)}(t_S = 0)]$ with a fixed $L_{\sigma_S}^2[\Phi^{(2)}(t_S = 0)]$. Differentiating with respect to $\vec{\lambda}_0^\dagger$, we get

$$0 = \frac{\partial S_\Lambda}{\partial \vec{\lambda}_0^\dagger} = [-I^{(0)} + \Lambda J I^{(0)} J] \vec{\lambda}_0, \quad (3.1)$$

a generalized eigenvalue problem⁴. This can also be turned into a standard eigenvalue problem

$$J(I^{(0)})^{-1} J I^{(0)} \vec{\lambda}_0 = \Lambda \vec{\lambda}_0. \quad (3.2)$$

Note that any $\vec{\lambda}_0$ satisfying (3.1) has

$$\Lambda = N[\Phi^{(1)}, \Phi^{(2)}],$$

so the maximized ratio $N[\Phi^{(1)}, \Phi^{(2)}]$ is just the maximum eigenvalue of (3.1).

Due to (2.17),

$$I_{n_S, n'_S}^{(\alpha)} = I_{|n_S|, |n'_S|}^{(\alpha)},$$

so it suffices to consider only the part of the matrices with $n_S, n'_S \geq 0$, e.g.

$$\sum_{n'_S \in \mathbb{Z}} I_{n_S n'_S}^{(\alpha)} \lambda_{0 n'_S} = \sum_{n'_S \geq 0} I_{n_S n'_S}^{(\alpha)} \begin{cases} \lambda_{00} & \text{if } n'_S = 0 \\ \lambda_{0, n'_S} + \lambda_{0, -n'_S} & \text{otherwise} \end{cases}.$$

In practice, we will bound $|n_S|, |n'_S|$ from above:

$$|n_S|, |n'_S| \leq n_{\max}.$$

It will be interesting to see whether the maximized ratio $N[\Phi^{(1)}, \Phi^{(2)}]$ increases without bound as n_{\max} is increased.

So far, we have neglected the constraints (2.18)-(2.20) on the sources. It is trivial to impose (2.18) because the generalized eigenvalue problem (3.1) involves real symmetric matrices so $\vec{\lambda}_0$ can be chosen to be real. To impose (2.19), it suffices to modify $I^{(0)}$ by subtracting the 0th and 1st rows and columns from all other even and odd rows and columns respectively, then considering only the vector space occupied by $\lambda_{0, n_S} + \lambda_{0, -n_S}$ for $n \geq 2$. Then, $\lambda_{00}, \lambda_{0,1} + \lambda_{0,-1}$ are determined by

$$\lambda_{00} = - \sum_{n_S=2,4,\dots} (\lambda_{0, n_S} + \lambda_{0, -n_S}), \quad \lambda_{0,1} + \lambda_{0,-1} = - \sum_{n_S=3,5,\dots} (\lambda_{0, n_S} + \lambda_{0, -n_S}).$$

Finally, the constraint (2.20), coming from assuming $\lambda(\tau_S) \in \mathbb{R}$, simply kills the degeneracy left from the fact that the variational problem only determines the combinations $\lambda_{00}, \lambda_{0, n_S} + \lambda_{0, -n_S}$.

⁴See Appendix §D.

Before presenting our results, let us briefly remark upon some logistics of the numerical computation. Since solving either the generalized eigenvalue problem (3.1) or the standard eigenvalue problem (3.2) requires inverting $I^{(0)}$, we must ensure that $I^{(0)}$ is calculated with enough numerical precision that the smallest eigenvalue of $I^{(0)}$ can be reliably found. As n_{\max} is increased, $I^{(0)}$ becomes exponentially close to being singular, with its smallest eigenvalue of approximate order $10^{-3n_{\max}/2}$. On the other hand, the entries of $I^{(0)}$ remain relatively large, e.g. $I_{100,100}^{(0)} \approx 0.005$. Then, to get j digits of precision in the smallest eigenvalue of $I^{(0)}$, we need to calculate the entries of $I^{(0)}$ to about $(j + 3n_{\max}/2)$ -many digits of precision. This high-precision computation of numerical integrals quickly becomes a bottleneck for large n_{\max} calculations. We will work with n_{\max} up to a maximum of 100. To be safe, we have calculated the numerical integrals $I_{n_S n'_S}^{(0)}$ to 175 digits of precision.

Our results are shown in Figure 4. We see from Figure 4a that the $L_{\sigma_S}^2$ ratio of the initial data on the two sides of the black hole can be made exponentially large as the cutoff n_{\max} is increased. Moreover, Figure 4b vindicates our earlier guess that the initial data which maximize the $L_{\sigma_S}^2$ ratio become shifted further away from the horizon as n_{\max} is increased. Additionally, Figure 4c tells us that the sources responsible for those initial data are indeed composed mostly of large n_S Fourier modes, though it is interesting to see that the peaks of λ_{0n_S} are several half-widths away from the largest allowed frequency n_{\max} . As a function of Euclidean time, λ in Figure 4d resembles a wave-packet that gets squeezed towards $\tau_S = 0$ as n_{\max} is increased.

3.2 Localizing initial data in σ_S

While we have seen that it is possible to produce perturbations that are well-localized in one asymptotic region of the two-sided black hole, we may further wish to localize perturbations at some particular radius. To understand to what extent this is possible, we consider the minimization of the variance

$$V[\Phi](\sigma_0) \equiv \frac{\int_{-\infty}^{\infty} d\sigma_S (\sigma_S - \sigma_0)^2 [\Phi(t_S = 0)]^2}{L_{\sigma_S}^2[\Phi(t_S = 0)]}$$

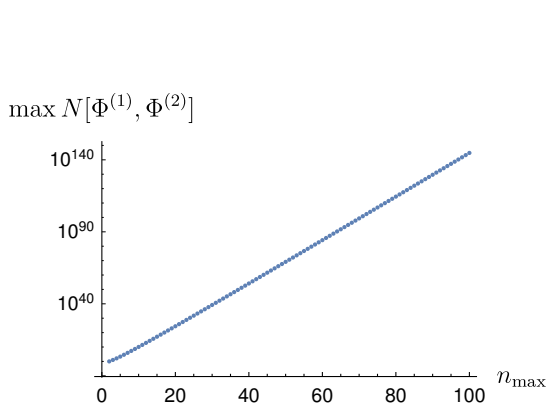
of the initial data

$$\Phi(t_S = 0, \sigma_S) \equiv \begin{cases} \Phi^{(1)}(t_S = 0, \sigma_S) & \text{if } \sigma_S \geq 0 \\ \Phi^{(2)}(t_S = 0, -\sigma_S) & \text{if } \sigma_S < 0 \end{cases}.$$

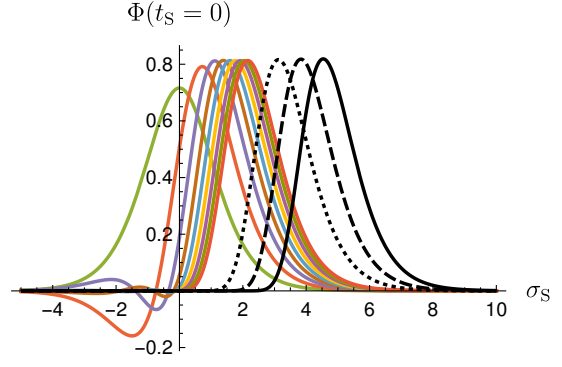
This definition is reasonable because $\Phi^{(1)}(t_S = 0, \sigma_S)$ always connects smoothly with $\Phi^{(2)}(t_S = 0, -\sigma_S)$ at the horizon $\sigma_S = 0$, at least for a finite UV cutoff n_{\max} on the sources.

A necessary condition for the minimization of $V[\Phi](\sigma_0)$ is that the action

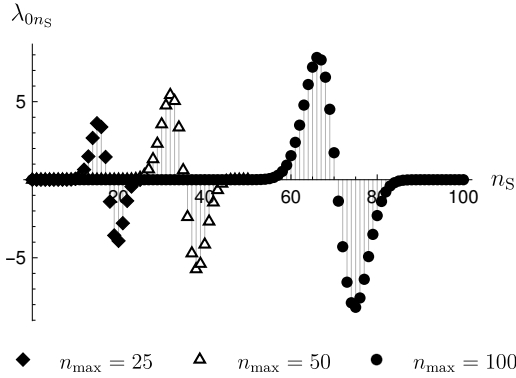
$$\begin{aligned} S_{\Xi} &= \int_{-\infty}^{\infty} d\sigma_S (\sigma_S - \sigma_0)^2 [\Phi(t_S = 0)]^2 - \Xi L_{\sigma_S}^2[\Phi(t_S = 0)] \\ &= \vec{\lambda}_0^\dagger (M^{(2)} - \Xi M^{(0)}) \vec{\lambda}_0 \\ M^{(2)} &\equiv (I^{(2)} - 2\sigma_0 I^{(1)} + \sigma_0^2 I^{(0)}) + J(I^{(2)} + 2\sigma_0 I^{(1)} + \sigma_0^2 I^{(0)})J \\ M^{(0)} &\equiv I^{(0)} + JI^{(0)}J. \end{aligned}$$



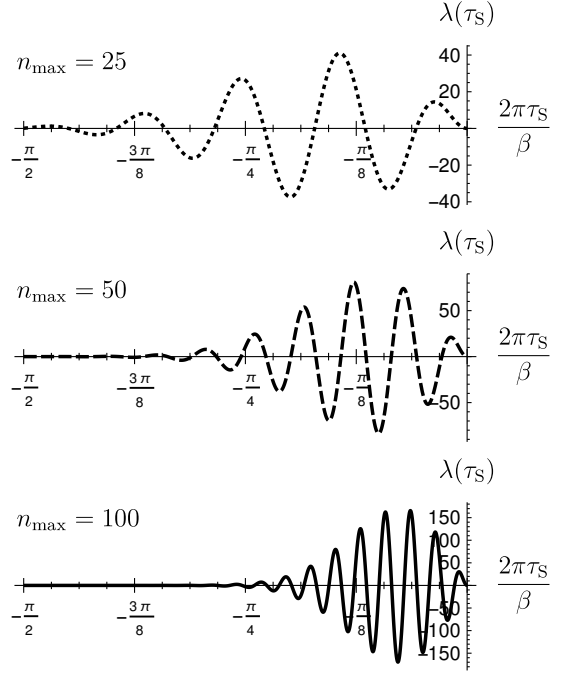
(a) Maximized ratio of the $L^2_{\sigma_S}$ norms of initial data on the two sides of the black hole.



(b) Initial data $\Phi^{(1)}(t_S = 0, \sigma_S)$ (plotted for $\sigma_S \geq 0$) and $\Phi^{(2)}(t_S = 0, -\sigma_S)$ (plotted for $\sigma_S \leq 0$) on the two sides of the black hole. The coloured curves correspond to $n_{\max} = 2, 3, \dots, 10$ and the black curves correspond to $n_{\max} = 25, 50, 100$.



(c) Fourier coefficients λ_{0n_S} of sources. From assuming $\lambda(\tau_S) \in \mathbb{R}$, we have $\lambda_{0,-n_S} = \lambda_{0,n_S}$.



(d) Sources λ as functions of Euclidean time τ_S . There is a β -periodicity in τ_S and $\lambda(\tau_S) = \lambda(-\tau_S)$.

Figure 4: Maximization of the ratio $N[\Phi^{(1)}, \Phi^{(2)}]$ of $L^2_{\sigma_S}$ norms of the initial data $\Phi^{(1)}(t_S = 0), \Phi^{(2)}(t_S = 0)$ on the two sides of the black hole. The sources are assumed to be real functions of Euclidean time.

must be extremized for some value of the Lagrange multiplier Ξ :

$$0 = \frac{\partial S_{\Xi\xi}}{\partial \vec{\lambda}_0^\dagger} = (M^{(2)} - \Xi M^{(0)}) \vec{\lambda}_0, \quad \text{i.e.,} \quad (M^{(0)})^{-1} M^{(2)} \vec{\lambda}_0 = \Xi \vec{\lambda}_0. \quad (3.3)$$

Note that solutions to (3.3) satisfy

$$V[\Phi](\sigma_0) = \Xi.$$

To minimize $V[\Phi](\sigma_0)$ over all possible sources, it suffices to find the minimum eigenvalue of (3.3). As described previously in §3.1, we can restrict ourselves to considering only the $n_S, n'_S \geq 0$ entries of matrices. Using the same methods as in §3.1, we again impose the constraints (2.18)-(2.20) on the sources. The results are plotted in Figures 5 and 6.

Figure 5 shows examples of initial data localized through the minimization of $V[\Phi](\sigma_0)$ and sources which produce such initial data. In Figure 5a, we see that Φ can be made increasingly localized as the UV cutoff n_{\max} on the sources is raised. Not surprisingly, we also see that the minimization of $V[\Phi](\sigma_0)$ about a $\sigma_0 > 0$ on one side of the black hole automatically reduces the size of the initial data on the other side of the black hole. Plotting the Fourier coefficients of the sources in Figure 5b, we find that the envelope of $|\lambda_{0n}|$ appears to be single-peaked distribution, centered similarly to the Fourier coefficients in Figure 4c. In Figure 5c, we find that $\lambda(\tau_S)$ resembles a wavepacket that becomes increasingly localized as n_{\max} is raised. In those plots, we have added a vertical line to mark the maximum of each wavepacket's amplitude (determined by considering $\lambda(\tau_S) - \lambda_{00}$ and its Hilbert transform). Somewhat surprisingly, this maximum moves towards $\tau = -\beta/4$ as n_{\max} is raised, even when localizing Φ about $\sigma_0 > 0$.

Thus, the sources required to produce very localized perturbations on one side of the black hole are not localized to the corresponding side of the path integral cylinder, but rather concentrated around the middle point $\tau = -\beta/4$.

We further explore the dependence on the sources' UV cutoff n_{\max} and the location σ_0 of localization in Figure 6. In Figure 6a, we plot the minimized variance $V[\Phi](\sigma_0)$ and corresponding ratio $N[\Phi^{(1)}, \Phi^{(2)}]$ of $L^2_{\sigma_S}$ norms against n_{\max} . Consistent with our discussion of Figure 5a, it indeed appears that $V[\Phi](\sigma_0)$ can be made arbitrarily small as n_{\max} is raised and, for $\sigma_0 > 0$, this results in an increasingly large ratio $N[\Phi^{(1)}, \Phi^{(2)}]$ of $L^2_{\sigma_S}$ norms between the two sides of the black hole. Moreover, for a fixed n_{\max} , we find that it becomes more difficult to localize the initial data Φ as we move away from the horizon $\sigma_0 = 0$. This is verified in Figure 6b, where we plot the minimized variance $V[\Phi](\sigma_0)$ against σ_0 .

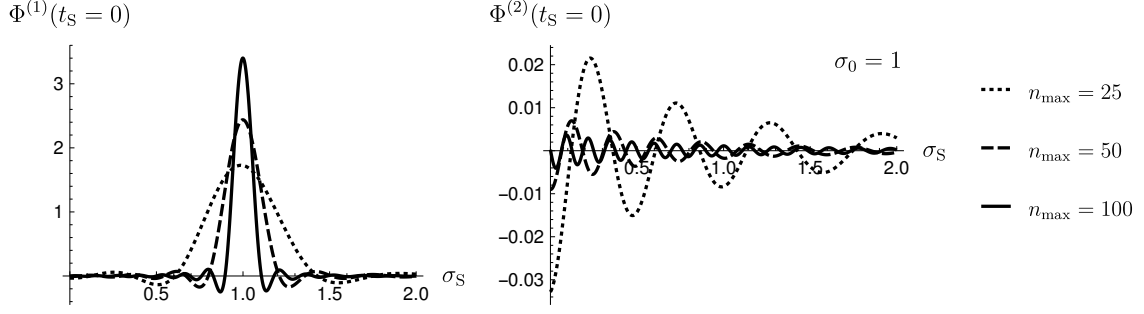
3.2.1 Fixing ratio of L^2 norms of initial data and sources

In this section, we wish to minimize $V[\Phi](\sigma_0)$ for a fixed ratio between the L^2 norms of the sources and initial data

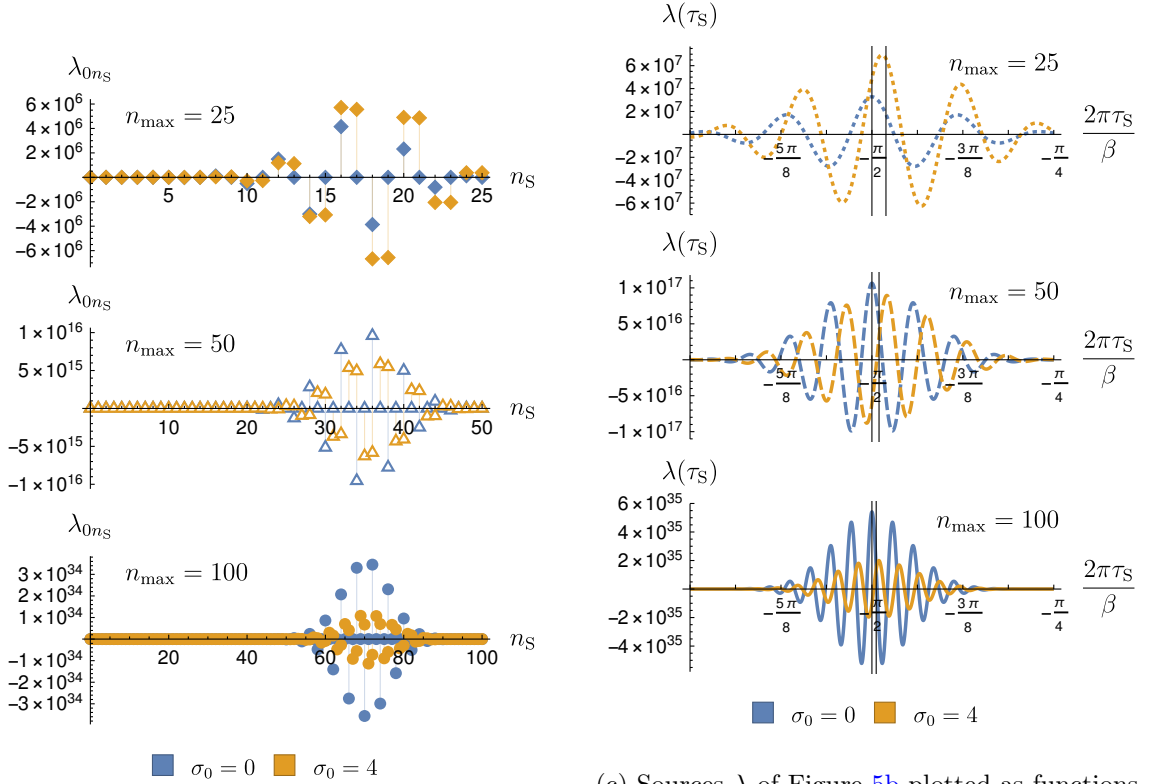
$$N[\Phi, \lambda] \equiv \frac{L^2_{\sigma_S}[\Phi(t_S = 0)]}{L^2_{\tau_S}[\lambda]}$$

$$L^2_{\tau_S}[\lambda] \equiv \frac{2}{\beta} \int_0^{\beta/2} d\tau_S |\lambda(\tau_S)|^2 = \sum_n |\lambda_{n_S}|^2.$$

Specifically, we would like to see whether the localization of Φ requires increasingly large sources, as observed in the pure AdS case studied by [7].



(a) Localized initial data which minimize the variance $V[\Phi]$ about $\sigma_0 = 1$, plotted for UV cutoffs $n_{\max} = 25, 50, 100$ on the sources.



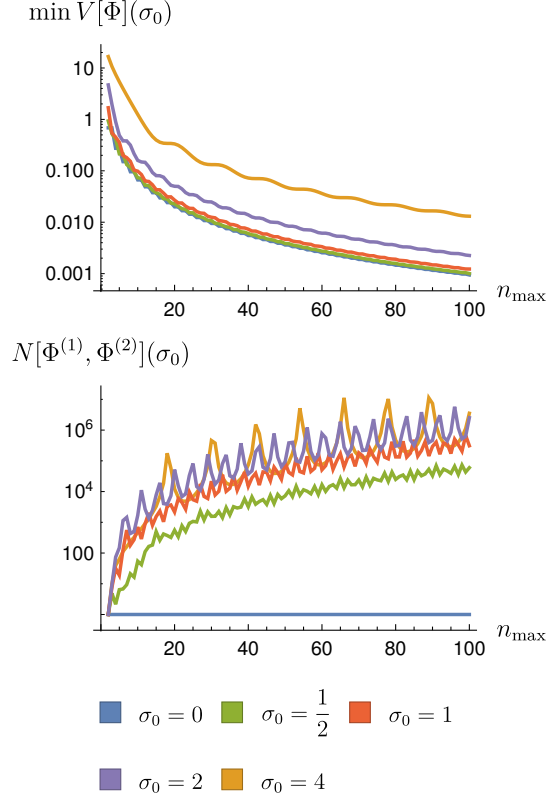
(b) Fourier coefficients λ_{0n_S} of sources which localize initial data on the horizon $\sigma_0 = 0$ and on one side of the black hole $\sigma_0 = 4$.

(c) Sources λ of Figure 5b plotted as functions of Euclidean time τ_S . The black vertical lines mark the τ_S values which maximize the amplitude of the oscillations in λ , with the left and right lines corresponding to $\sigma_0 = 0, 4$ respectively.

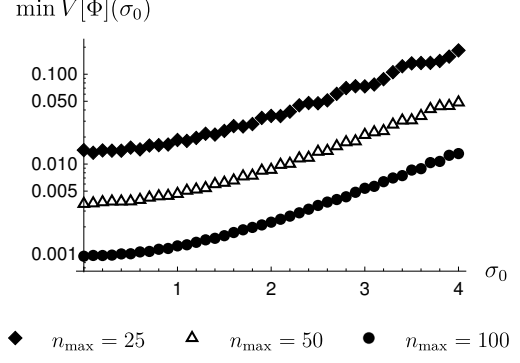
Figure 5: Initial data, localized by the minimization of variance $V[\Phi]$ about σ_0 , and sources that produce such initial data.

A necessary condition for the minimization of $V[\Phi](\sigma_0)$ is that the action

$$\begin{aligned} S_{\Xi\xi} &= \int_{-\infty}^{\infty} d\sigma_S (\sigma_S - \sigma_0)^2 [\Phi(t_S = 0)]^2 - \Xi L_{\sigma_S}^2 [\Phi(t_S = 0)] + \xi L_{\tau_S}^2 [\lambda] \\ &= \vec{\lambda}_0^\dagger (M^{(2)} - \Xi M^{(0)} + \xi \mathbf{1}) \vec{\lambda}_0. \end{aligned}$$



(a) Minimized variance $V[\Phi]$ of the initial data and the ratio $N[\Phi^{(1)}, \Phi^{(2)}]$ of $L^2_{\sigma_s}$ norms between the two sides of the black hole, plotted against the UV cutoff n_{\max} on the source modes.



(b) Minimized variance $V[\Phi]$ plotted against the position σ_0 about which the initial data is localized.

Figure 6: Dependence of the localization of initial data Φ on the UV cutoff n_{\max} of the sources and the position σ_0 of localization.

must be extremized for some values of the Lagrange multipliers Ξ, ξ :

$$0 = \frac{\partial S_{\Xi\xi}}{\partial \vec{\lambda}_0^\dagger} = (M^{(2)} - \Xi M^{(0)} + \xi \mathbf{1}) \vec{\lambda}_0. \quad (3.4)$$

For a given Ξ , this is an eigenvalue problem. Note that solutions to (3.4) satisfy

$$V[\Phi](\sigma_0) = \Xi - \frac{\xi}{N[\Phi, \lambda]}. \quad (3.5)$$

Our strategy for minimizing $V[\Phi](\sigma_0)$ for fixed $N[\Phi, \lambda]$ will be as follows. First, we will solve the eigenvalue problem (3.4) for a large set of Ξ -values. Each eigenvector will contribute a point on the $N[\Phi, \lambda], V[\Phi](\sigma_0)$ plane. The curve plotting the minimized $V[\Phi](\sigma_0)$ for fixed $N[\Phi, \lambda]$ will then be taken to be the lower boundary of that set of points.

The results are plotted in Figure 7. In Figure 7a, we plot the minimized variance $V[\Phi]$ against $N[\Phi, \lambda]$ for $\sigma_0 = 1$ and $n_{\max} = 25, 50, 100$. For each n_{\max} , we see that the

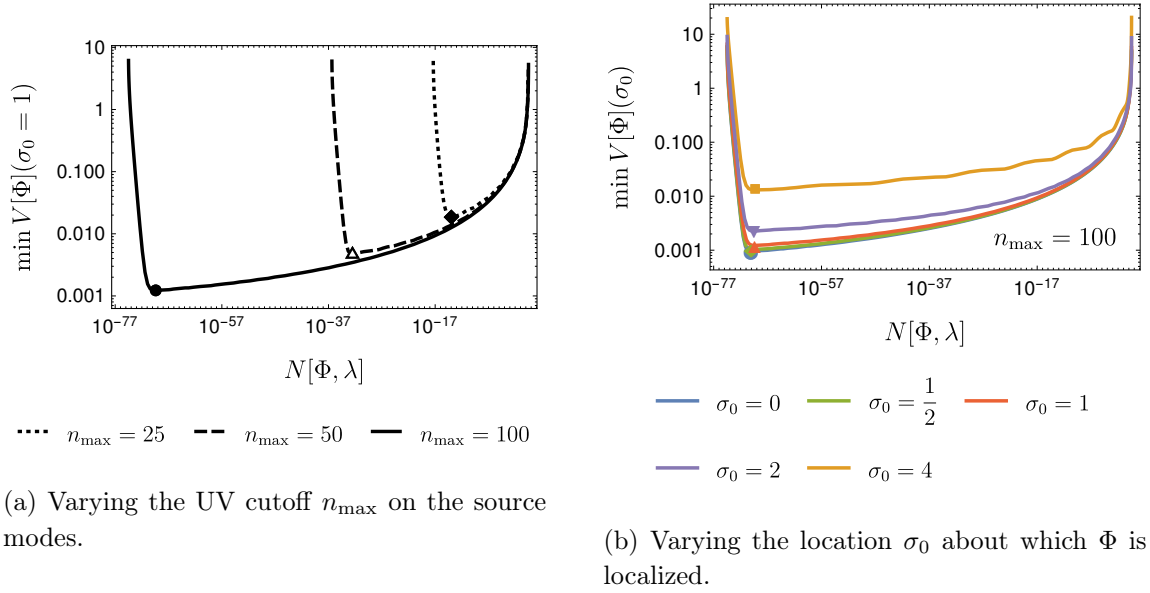


Figure 7: Minimization of the variance $V[\Phi]$ of the initial data for fixed ratios of L^2 norms between the initial data Φ and the sources λ . Shapes mark the absolute minima of $V[\Phi]$.

curve consists of two parts, divided by the minimum of the curve. The part to left of the minimum, gets pushed towards ever smaller $N[\Phi, \lambda]$ as the UV cutoff n_{\max} on the sources is raised, suggesting that in the $n_{\max} \rightarrow \infty$ limit, this part of the curve disappears. In contrast, the part to the right of the minimum converges to a fixed increasing curve as n_{\max} is raised. From this, we conclude that in the $n_{\max} \rightarrow \infty$ limit, the minimized variance $V[\Phi]$ converges to an increasing function of $N[\Phi, \lambda]$. Thus, as in the pure AdS case studied in [7], the localization of initial data for the BTZ black hole requires increasingly large sources. In Figure 7b, we superpose the minimized $V[\Phi](\sigma_0)$ versus $N[\Phi, \lambda]$ plots for several σ_0 , finding, as suggested earlier, that it becomes more difficult to localize initial data as one moves away from the horizon.

3.2.2 Fixing ratio of $L^2_{\sigma_S}$ norms of $\Phi^{(1)}(t_S = 0), \Phi^{(2)}(t_S = 0)$

In this section, we wish to minimize the variance

$$V[\Phi^{(1)}](\sigma_0) \equiv \frac{\int_0^\infty d\sigma_S (\sigma_S - \sigma_0)^2 [\Phi^{(1)}(t_S = 0)]^2}{L^2_{\sigma_S}[\Phi^{(1)}(t_S = 0)]}$$

of the initial data $\Phi^{(1)}(t_S = 0)$ on one side of the black hole for a fixed $N[\Phi^{(1)}, \Phi^{(2)}]$. A necessary condition is that the action

$$\begin{aligned} S_{\Xi\Lambda} &= \int_0^\infty d\sigma_S (\sigma_S - \sigma_0)^2 [\Phi^{(1)}(t_S = 0)]^2 - \Xi L^2_{\sigma_S}[\Phi^{(1)}(t_S = 0)] + \Lambda L^2_{\sigma_S}[\Phi^{(2)}(t_S = 0)] \\ &= \vec{\lambda}_0^\dagger [I^{(2)} - 2\sigma_0 I^{(1)} + \sigma_0^2 I^{(0)}] \vec{\lambda}_0 - \Xi \vec{\lambda}_0^\dagger I^{(0)} \vec{\lambda}_0 + \Lambda \vec{\lambda}_0^\dagger J I^{(0)} J \vec{\lambda}_0. \end{aligned}$$

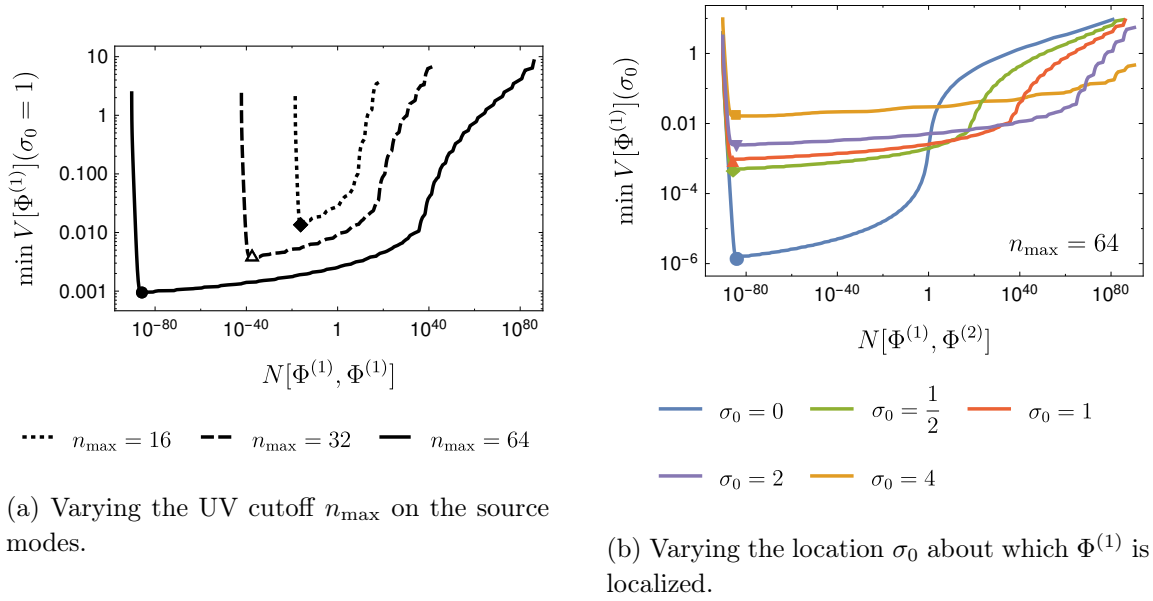


Figure 8: Minimization of the variance $V[\Phi^{(1)}]$ of the initial data on one side of the black hole for fixed ratios of $L_{\sigma_S}^2$ norms between the initial data $\Phi^{(1)}, \Phi^{(2)}$ on the two sides of the black hole. Shapes mark the absolute minima of $V[\Phi^{(1)}]$.

must be extremized for some values of the Lagrange multipliers Ξ, Λ :

$$0 = \frac{\partial S_{\Xi\Lambda}}{\partial \vec{\lambda}_0^\dagger} = [I^{(2)} - 2\sigma_0 I^{(1)} + (\sigma_0^2 - \Xi)I^{(0)} + \Lambda J I^{(0)} J] \vec{\lambda}_0. \quad (3.6)$$

For a given Ξ , this is a generalized eigenvalue problem. Alternatively, the above can be recast into a standard eigenvalue problem:

$$J(I^{(0)})^{-1} J [-I^{(2)} + 2\sigma_0 I^{(1)} + (\Xi - \sigma_0^2)I^{(0)}] \vec{\lambda}_0 = \Lambda \vec{\lambda}_0. \quad (3.7)$$

Note that solutions to (3.6) satisfy

$$V[\Phi^{(1)}](\sigma_0) = \Xi - \frac{\Lambda}{N[\Phi^{(1)}, \Phi^{(2)}]}. \quad (3.8)$$

Our strategy for determining the minimized $V[\Phi^{(1)}]$ versus $N[\Phi^{(1)}, \Phi^{(2)}]$ curve will be completely analogous to §3.2.1, with (3.6) and (3.8) replacing (3.4) and (3.5).

Our results⁵ are shown in Figure 8. In Figure 8a, we plot the minimized variance $V[\Phi^{(1)}]$ against the ratio $N[\Phi^{(1)}, \Phi^{(2)}]$ of $L_{\sigma_S}^2$ norms for $\sigma_0 = 1$ and $n_{\max} = 16, 32, 64$. As $n_{\max} \rightarrow \infty$, it appears that the allowed region in the $N[\Phi^{(1)}, \Phi^{(2)}], V[\Phi^{(1)}]$ plane (i.e. the region above each curve in Figure 8a) expands to cover the entire positive quadrant of the plane. This suggests that when the UV cutoff on the sources is removed, it is possible to

⁵The calculations involved in the minimization of $V[\Phi^{(1)}]$ for fixed $N[\Phi^{(1)}, \Phi^{(2)}]$ seem to require even greater precision in the $I^{(\alpha)}$ matrices. To get the results in Figure 8, we calculated $I^{(\alpha)}$ to 200 digits of precision.

produce arbitrarily localized initial data $\Phi^{(1)}$ on one side of the black hole while having initial data $\Phi^{(2)}$ of vanishingly small relative size on the other. In Figure 8b, we superpose the minimized $V[\Phi^{(1)}]$ versus $N[\Phi^{(1)}, \Phi^{(2)}]$ plots for $\sigma_0 = 0, 1/2, 1, 2, 4$. The curves for $\sigma_0 = 1/2, 1, 2$ have the same overall features: to the left of the absolute minimum of $V[\Phi^{(1)}]$, there is a nearly vertical section indicating an approach towards a minimum $N[\Phi^{(1)}, \Phi^{(2)}]$ value; to the right, there is first a section where the minimized variance $V[\Phi^{(1)}]$ increases slowly as a function of $N[\Phi^{(1)}, \Phi^{(2)}]$, then an abrupt transition to a more rapid increase. Naturally, the curve corresponding to localization on the horizon $\sigma_0 = 0$ differs significantly from the others. The peculiarity of the $\sigma_0 = 4$ curve can probably be blamed on the fact that the cutoff $n_{\max} = 64$ is too low to adequately localize $\Phi^{(1)}$ so far away from the horizon — in Figure 3b, note that $\Phi_{0,n \geq 64}$ should make appreciable contributions at $\sigma = 4$.

4 Summary and outlook

In this note, we have established a holographic map between sources perturbing the path integral construction the CFT thermofield double state and the initial data of a scalar field living on an extended BTZ black hole geometry. In Euclidean signature, the map identifies Fourier modes of the sources and Schwarzschild modes of the bulk scalar. Additionally, we have numerically probed the extent to which initial data can be localized to one exterior and to a fixed spatial radius. Our conclusion is that, without other constraints, this can be done arbitrarily well. When the goal is purely to maximize the size of initial data on one exterior relative to the other, the optimal sources were naturally found to be concentrated towards the corresponding edge of the path integral half-cylinder. Surprisingly however, to localize initial data to a given radius on one exterior, the optimal choice of sources is in fact concentrated towards the middle of the path integral half-cylinder. A general feature we have encountered is that localization of initial data, either to a black hole exterior or to a fixed radius, involves bulk scalar modes of arbitrarily high frequency as it is only these modes which have concentrated support at large radius. Correspondingly, the requisite sources involve high frequency Fourier modes in Euclidean time. Moreover, we have found that greater localization of initial data generally entails a larger ratio between the sizes of the sources and initial data. As in the pure AdS case [1], this implies that for sources to remain perturbatively small, localization can only be achieved for small initial data.

In future work, it would be interesting to understand better the behaviour of the Lorentzian solutions, in particular to look at how the perturbations on the initial data slice perturb the interior spacetime behind the black hole horizon. It would also be interesting to understand whether the qualitative lessons we have learned in the 2+1 dimensional case extend to higher dimensions, but this may be significantly more difficult since we don't expect an analytic solution for the modes perturbing higher-dimensional Schwarzschild spacetimes.

Acknowledgments

We thank Don Marolf for discussions. This work was supported by a Science Undergraduate Research Experience (SURE) award from the University of British Columbia and by the Simons Foundation.

A Pure AdS metrics

In this section, we collect the various metrics of pure AdS and state the relationships between the various coordinate systems (see [11]). We can think of AdS_{d+1} as a $(d+1)$ -dimensional hyperboloid

$$-(X^{-1})^2 - (X^0)^2 + \sum_{i=1}^d (X^i)^2 = -\ell^2 \quad (\text{A.1})$$

embedded in $(d+2)$ -dimensional flat space with signature $(-, -, +, \dots)$.

Taking

$$X^{-1} = \ell \cosh \sigma_g \sin t_g, \quad X^0 = \ell \cosh \sigma_g \cos t_g, \quad X^i = \ell \sinh \sigma_g \Omega_g^i, \quad (\text{A.2})$$

where Ω_g^i are coordinates which embed S^{d-1} into \mathbb{R}^d . For example, in $d=3$, $\Omega_g^i = (\cos \theta_g, \sin \theta_g \cos \varphi_g, \sin \theta_g \sin \varphi_g)$. Note that we take $t_g \in (-\infty, \infty)$ so that we get a universal cover of the hyperboloid which eliminates closed time-like curves. We shall call $(t_g, \sigma_g, \Omega_g^i)$ global coordinates and, whenever there is potential for confusion, we will use subscript g to distinguish these from other sets of coordinates. The resulting metric is

$$ds^2 = \ell^2 (-\cosh^2 \sigma_g dt_g^2 + d\sigma_g^2 + \sinh^2 \sigma_g d\Omega_g^2). \quad (\text{A.3})$$

Note that the boundary in these coordinates is at $\sigma_g = +\infty$.

We can bring the boundary to a finite coordinate $\rho_g = \pi/2$ by taking

$$\tan \rho_g = \sinh \sigma_g \quad (\text{A.4})$$

$$ds^2 = \frac{\ell^2}{\cos^2 \rho_g} (-dt_g^2 + d\rho_g^2 + \sin^2 \rho_g d\Omega_g^2). \quad (\text{A.5})$$

Sometimes, we will also call $(t_g, \rho_g, \Omega_g^i)$ global coordinates.

To make the boundary geometry Minkowski, take

$$\frac{z_P}{\ell} = \frac{\ell}{X^0 - X^1} = \frac{1}{\cosh \sigma_g \cos t_g - \sinh \sigma_g \cos \theta_g} \quad (\text{A.6})$$

$$\frac{t_P}{z_P} = \frac{X^{-1}}{\ell} = \cosh \sigma_g \sin t_g \quad (\text{A.7})$$

$$\frac{x_P^i}{z_P} = \frac{X^i}{\ell} = \sinh \sigma_g \Omega_g^i \quad (i = 2, \dots, d), \quad (\text{A.8})$$

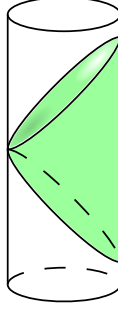


Figure 9: The Poincaré coordinates (t_P, z_P, x_P^i) only cover a portion of Lorentzian AdS, called the Poincaré patch, shown in green. The entire solid cylinder is covered by the global coordinates $(t_g, \rho_g, \Omega_g^i)$.

where $\Omega_g^1 = \cos \theta_g$. We shall call (t_P, z_P, x_P^i) Poincaré coordinates, and use subscript P to refer to these when there is potential for confusion with other coordinates. The metric reads

$$ds^2 = \frac{\ell^2}{z_P^2} [dz_P^2 - dt_P^2 + dx_P^2] = \frac{\ell^2}{z_P^2} [dz_P^2 + d\tau_P^2 + dx_P^2], \quad (\text{A.9})$$

with the latter written in Euclidean time. The Lorentzian Poincaré coordinates cover only a part of Lorentzian AdS, called the Poincaré patch, shown in Figure 9. The Euclidean Poincaré coordinates cover all of Euclidean global AdS₃.

For $d = 2$, let us further define hyperbolic Poincaré coordinates,

$$z_P = r_P \cos \theta_P, \quad x_P = r_P \sin \theta_P \cosh \phi_P, \quad t = r_P \sin \theta_P \sinh \phi_P. \quad (\text{A.10})$$

These cover the domain of dependence of the half-space $x_P > 0$ on the $t_P = 0$ slice. The metric reads

$$ds^2 = \frac{\ell^2}{r_P^2 \cos^2 \theta_P} [dr_P^2 + r_P^2 (d\theta_P^2 - \sin^2 \theta_P d\phi_P^2)]. \quad (\text{A.11})$$

The Euclidean equivalent of hyperbolic Poincaré coordinates are just the usual spherical coordinates with hyperbolic functions in (A.10) above replaced with their trigonometric counterparts. Spherical Poincaré coordinates

$$z_P = r_P \cos \theta_P, \quad x_P = r_P \sin \theta_P \cos \varphi_P, \quad \tau_P = r_P \sin \theta_P \sin \varphi_P \quad (\text{A.12})$$

$$ds^2 = \frac{\ell^2}{r_P^2 \cos^2 \theta_P} [dr_P^2 + r_P^2 (d\theta_P^2 + \sin^2 \theta_P d\varphi_P^2)] \quad (\text{A.13})$$

cover all of Euclidean global AdS₃.

B Metrics for AdS black hole

The Schwarzschild metrics for $(d + 1)$ -dimensional AdS black holes take the form

$$ds^2 = -f(r_S) dt_S^2 + \frac{dr_S^2}{f(r_S)} + r_S^2 d\Xi_S^2. \quad (\text{B.1})$$

The shape of the black hole horizon is described by an integer $k \in \{-1, 0, 1\}$, with $-1, 0, 1$ corresponding to hyperbolic, planar, and spherical horizons. Correspondingly, $d\Xi_S^2$ is the squared line element on a $(d-1)$ -dimensional hyperboloid, plane, or sphere, scaled as necessary with the AdS length scale ℓ to make dimensions work out in the above. The function $f(r_S)$ is given by

$$f(r_S) = \frac{r_S^2}{\ell^2} - \frac{\mu}{r_S^{d-2}} + k,$$

where μ parametrizes the mass M of the black hole⁶ in the spherical case $k = 1$:

$$\mu = \frac{16\pi G_N M}{(d-1) \text{Vol}(S^{d-1})}, \quad (k = 1)$$

with G_N and $\text{Vol}(S^{d-1})$ respectively being Newton's constant and the volume of a $(d-1)$ -sphere.

For the $d = 2$ (BTZ) case we are interested in, the metric (B.1) can be written with

$$f(r_S) = \frac{r_S^2 - r_+^2}{\ell^2}, \quad (\text{B.2})$$

where r_+ is the horizon radius. In this case, $\Xi_S = \theta_S$ is simply the angular coordinate of a circle with identification

$$\theta_S + 2\pi \cong \theta_S. \quad (\text{B.3})$$

B.1 Euclidean BTZ black hole as global AdS₃

Here, we note that the Euclidean BTZ black hole is equivalent to pure global AdS upon swapping the roles of spacial and temporal coordinates. Let us define

$$\cos \rho_S \equiv \frac{r_+}{r_S}, \quad (\text{B.4})$$

then from (B.1) and (B.2), we see that the metrics for Lorentzian (t_S, ρ_S, θ_S) and Euclidean $(\tau_S, \rho_S, \theta_S)$ Schwarzschild coordinates are

$$ds^2 = \frac{\ell^2}{\cos^2 \rho_S} \left[\left(\frac{r_+}{\ell} \right)^2 d\theta_S^2 + d\rho_S^2 - \left(\frac{r_+}{\ell^2} \right)^2 \sin^2 \rho_S dt_S^2 \right] \quad (\text{B.5})$$

$$ds^2 = \frac{\ell^2}{\cos^2 \rho_S} \left[\left(\frac{r_+}{\ell} \right)^2 d\theta_S^2 + d\rho_S^2 + \left(\frac{r_+}{\ell^2} \right)^2 \sin^2 \rho_S d\tau_S^2 \right]. \quad (\text{B.6})$$

These are just metrics in the global AdS₃ cylinder, but turned sideways:

$$\tau_g \rightarrow \frac{r_+}{\ell} \theta_S, \quad \theta_g \rightarrow \frac{r_+}{\ell^2} \tau_S. \quad (\text{B.7})$$

⁶The relation for black hole mass M here follows the conventions of [12]; an alternative convention further shifts M such that a black hole with zero horizon radius is massless.

From wanting τ_S to go from 0 to the inverse temperature β as we circle around the cylinder, we deduce the following relationship between the black hole radius and temperature:

$$\frac{2\pi}{\beta} = \frac{r_+}{\ell^2}. \quad (\text{B.8})$$

Analogous to (A.4) and (A.3), we shall write

$$\begin{aligned} \sinh \sigma_S &= \tan \rho_S \\ ds^2 &= \ell^2 \left[\left(\frac{r_+}{\ell} \right)^2 \cosh^2 \sigma_S d\theta_S^2 + d\sigma_S^2 - \left(\frac{r_+}{\ell^2} \right)^2 \sinh^2 \sigma_S dt_S^2 \right]. \end{aligned} \quad (\text{B.9})$$

which is useful since lines of constant θ_S, t_S have proper length measured by $\ell d\sigma_S$.

C Special Functions

Most of this is taken from [13] and [14].

C.1 Hypergeometric function

The hypergeometric differential equation is a second order complex differential equation

$$z(1-z)w'' + [c - (a+b+1)z]w' - abw = 0 \quad (\text{C.1})$$

containing three regular singular points: $0, 1, \infty$. Around each regular singular point are two linearly independent solutions, usually given by

$$z \text{ around } 0 : \quad {}_2F_1(a, b; c; z), \quad (\text{C.2})$$

$$z^{1-c} {}_2F_1(1+a-c, 1+b-c; 2-c; z), \quad (\text{C.3})$$

$$z \text{ around } 1 : \quad {}_2F_1(a, b; 1+a+b-c; 1-z), \quad (\text{C.4})$$

$$(1-z)^{c-a-b} {}_2F_1(c-a, c-b; 1+c-a-b; 1-z), \quad (\text{C.5})$$

$$z \text{ around } \infty : \quad z^{-a} {}_2F_1(a, 1+a-c; 1+a-b; z^{-1}), \quad (\text{C.6})$$

$$z^{-b} {}_2F_1(b, 1+b-c; 1+b-a; z^{-1}), \quad (\text{C.7})$$

where the hypergeometric function ${}_2F_1$ is defined by

$${}_2F_1(a, b; c; z) \equiv \sum_{n=0}^{\infty} \frac{(a)_n (b)_n}{(c)_n} \frac{z^n}{n!}, \quad (\text{C.8})$$

where $(q)_n$ is the Pochhammer symbol,

$$(q)_n \equiv \prod_{j=0}^{n-1} (q+j).$$

The series (C.8) converges if c is not a non-positive integer and either $|z| < 1$ or both $|z| = 1$ and $\text{Re}(c-a-b) > 0$. But, the series can be analytically continued elsewhere, provided $z = 1, \infty$ are avoided. There are various conditions attached to the solutions (C.2)-(C.7).

For example, if $c \leq 0$ is an integer, then (C.2) does not exist; if $c \geq 2$ is an integer, then (C.3) does not exist; if $c = 1$, then (C.2) and (C.3) are equal. In any of those cases, another, more complicated, solution must be written.

It is also possible to express the solutions (C.2)-(C.7) in alternative forms using

$${}_2F_1(a, b; c; z) = (1-z)^{-a} {}_2F_1\left(a, c-b; c; \frac{z}{z-1}\right) \quad (\text{C.9})$$

$$= (1-z)^{-b} {}_2F_1\left(c-a, b; c; \frac{z}{z-1}\right) \quad (\text{C.10})$$

$$= (1-z)^{c-a-b} {}_2F_1(c-a, c-b; c; z). \quad (\text{C.11})$$

For $|\arg(1-z)| < \pi$, we have

$$\begin{aligned} {}_2F_1(a, b; c; z) &= \frac{\Gamma(c)\Gamma(c-a-b)}{\Gamma(c-a)\Gamma(c-b)} {}_2F_1(a, b; a+b+1-c; 1-z) \\ &\quad + \frac{\Gamma(c)\Gamma(a+b-c)}{\Gamma(a)\Gamma(b)} (1-z)^{c-a-b} {}_2F_1(c-a, c-b; 1+c-a-b; 1-z). \end{aligned} \quad (\text{C.12})$$

Additionally, for $|\arg(z)|, |\arg(1-z)| < \pi$, we have

$$\begin{aligned} {}_2F_1(a, b; c; z) &= \frac{\Gamma(c)\Gamma(c-a-b)}{\Gamma(c-a)\Gamma(c-b)} z^{-a} {}_2F_1(a, a-c+1; a+b-c+1; 1-z^{-1}) \\ &\quad + \frac{\Gamma(c)\Gamma(a+b-c)}{\Gamma(a)\Gamma(b)} (1-z)^{c-a-b} z^{a-c} {}_2F_1(c-a, 1-a; c-a-b+1; 1-z^{-1}) \\ &= \frac{\Gamma(c)\Gamma(c-a-b)}{\Gamma(c-a)\Gamma(c-b)} z^{1-c} {}_2F_1(1+b-c, 1+a-c; a+b-c+1; 1-z) \\ &\quad + \frac{\Gamma(c)\Gamma(a+b-c)}{\Gamma(a)\Gamma(b)} (1-z)^{c-a-b} z^{1-c} {}_2F_1(1-b, 1-a; c-a-b+1; 1-z) \end{aligned} \quad (\text{C.13})$$

The last equality was obtained by applying (C.10) to the previous line.

As c approaches a non-positive integer $-m$, we get

$$\lim_{c \rightarrow -m} \frac{{}_2F_1(a, b; c; z)}{\Gamma(c)} = \frac{(a)_{m+1}(b)_{m+1}}{(m+1)!} z^{m+1} {}_2F_1(a+m+1, b+m+1; m+2; z). \quad (\text{C.14})$$

It is obvious from the definition (C.8) that, at $z = 0$,

$${}_2F_1(a, b; c; 0) = 1.$$

The value at $z = 1$,

$${}_2F_1(a, b; c; 1) = \frac{\Gamma(c)\Gamma(c-a-b)}{\Gamma(c-a)\Gamma(c-b)}, \quad (\text{C.15})$$

can be deduced from (C.12).

C.2 Associated Legendre and Ferrers Functions

The associated Legendre function (of the first kind) of degree a and order b is related to hypergeometric functions by

$$P_a^b(z) = \left(\frac{z+1}{z-1} \right)^{b/2} \frac{{}_2F_1 \left(-a, a+1; 1-b; \frac{1-x}{2} \right)}{\Gamma(1-b)},$$

which has a branch cut for $z \in (-1, 1)$. There are identities relating positive and negative degrees and orders,

$$P_{-1-a}^b(z) = P_a^b(z) \tag{C.16}$$

$$P_a^{-b}(z) = \frac{\Gamma(a-b+1)}{\Gamma(a+b+1)} \left[P_a^b(z) - \frac{2}{\pi} e^{-i\pi b} \sin(\pi b) Q_a^b(z) \right], \tag{C.17}$$

where $Q_a^b(z)$ is the Legendre function of the second kind:

$$\begin{aligned} Q_a^b(z) = & e^{i\pi b} 2^{-a-1} \sqrt{\pi} \frac{\Gamma(a+b+1)}{\Gamma(a+\frac{3}{2})} \\ & \times z^{-a-b-1} (z^2-1)^{b/2} {}_2F_1 \left(1 + \frac{a+b}{2}, \frac{1+a+b}{2}; \nu + \frac{3}{2}; \frac{1}{z^2} \right). \end{aligned}$$

Along the branch cut, $x \in (-1, 1)$, one typically defines the Ferrers function

$$\begin{aligned} P_a^b(x) = & \frac{1}{2} \left[e^{i\pi b/2} P_a^b(x+i0) + e^{-i\pi b/2} P_a^b(x-i0) \right] \\ = & \left(\frac{1+x}{1-x} \right)^{b/2} \frac{{}_2F_1 \left(-a, a+1; 1-b; \frac{1-x}{2} \right)}{\Gamma(1-b)}. \end{aligned}$$

For $x \in (0, 1)$, we have

$${}_2F_1 \left(a, b; a+b+\frac{1}{2}; x \right) = 2^{a+b-\frac{1}{2}} \Gamma \left(\frac{1}{2} + a+b \right) x^{\frac{1}{2}(\frac{1}{2}-a-b)} P_{a-b-\frac{1}{2}}^{\frac{1}{2}-a-b} \left[(1-x)^{1/2} \right]. \tag{C.18}$$

At $x = 0$, we have

$$P_a^b(0) = \frac{2^b \cos \left[\frac{\pi}{2}(a+b) \right] \Gamma \left(\frac{1+a+b}{2} \right)}{\sqrt{\pi} \Gamma \left(1 + \frac{a-b}{2} \right)} = \frac{2^b \sqrt{\pi}}{\Gamma \left(\frac{1-a-b}{2} \right) \Gamma \left(1 + \frac{a-b}{2} \right)}. \tag{C.19}$$

D Generalized Eigenvalue Problem

Here, we record some notes on the generalized eigenvalue problem: given Hermitian matrices A, B , find matrices V, D , with D diagonal such that

$$AV = BVD. \tag{D.1}$$

Here, the columns of V are ‘generalized eigenvectors’ corresponding to ‘generalized eigenvalues’ given by the diagonal entries of D . Note that the $B = \mathbb{1}$ case reduces to a standard eigenvalue problem.

Let us write the diagonalization of B as

$$B = V_B D_B V_B^\dagger.$$

Additionally, let

$$A' \equiv (V_B D_B^{-1/2})^\dagger A V_B D_B^{-1/2}, \quad (\text{D.2})$$

be diagonalized as

$$A' = V_{A'} D_{A'} V_{A'}^\dagger. \quad (\text{D.3})$$

Then, the generalized eigenvalue problem (D.1) is solved by

$$V = V_B D_B^{-1/2} V_{A'}, \quad D = D_{A'}.$$

Substituting these into (D.1) gives

$$(\text{D.1}) \text{ LHS} = A V_B D_B^{-1/2} V_{A'}, \quad (\text{D.1}) \text{ RHS} = B V_B D_B^{-1/2} V_{A'} D_{A'} = V_B D_B^{1/2} V_{A'} D_{A'},$$

which are equal by the definition (D.2) and diagonalization (D.3) of A' .

References

- [1] D. Marolf, *States and boundary terms: Subtleties of Lorentzian AdS / CFT*, *JHEP* **05** (2005) 042 [[hep-th/0412032](#)].
- [2] K. Skenderis and B. C. van Rees, *Real-time gauge/gravity duality*, *Phys. Rev. Lett.* **101** (2008) 081601 [[0805.0150](#)].
- [3] K. Skenderis and B. C. van Rees, *Real-time gauge/gravity duality: Prescription, Renormalization and Examples*, *JHEP* **05** (2009) 085 [[0812.2909](#)].
- [4] M. Botta-Cantcheff, P. Martınez and G. A. Silva, *On excited states in real-time AdS/CFT*, *JHEP* **02** (2016) 171 [[1512.07850](#)].
- [5] A. Christodoulou and K. Skenderis, *Holographic Construction of Excited CFT States*, *JHEP* **04** (2016) 096 [[1602.02039](#)].
- [6] M. Botta-Cantcheff, P. J. Martınez and G. A. Silva, *Interacting fields in real-time AdS/CFT*, *JHEP* **03** (2017) 148 [[1703.02384](#)].
- [7] D. Marolf, O. Parrikar, C. Rabideau, A. I. Rad and M. Van Raamsdonk, *From Euclidean Sources to Lorentzian Spacetimes in Holographic Conformal Field Theories*, [1709.10101](#).
- [8] M. Botta-Cantcheff, P. J. Martınez and G. A. Silva, *Holographic excited states in AdS Black Holes*, [1901.00505](#).
- [9] V. Cardoso and J. P. S. Lemos, *Scalar, electromagnetic and Weyl perturbations of BTZ black holes: Quasinormal modes*, *Phys. Rev.* **D63** (2001) 124015 [[gr-qc/0101052](#)].
- [10] V. Balasubramanian and T. S. Levi, *Beyond the veil: Inner horizon instability and holography*, *Phys. Rev.* **D70** (2004) 106005 [[hep-th/0405048](#)].
- [11] O. Aharony, S. S. Gubser, J. M. Maldacena, H. Ooguri and Y. Oz, *Large N field theories, string theory and gravity*, *Phys. Rept.* **323** (2000) 183 [[hep-th/9905111](#)].

- [12] E. Witten, *Anti-de Sitter space, thermal phase transition, and confinement in gauge theories*, *Adv. Theor. Math. Phys.* **2** (1998) 505 [[hep-th/9803131](#)].
- [13] M. Abramowitz and I. A. Stegun, *Handbook of Mathematical Functions with Formulas, Graphs, and Mathematical Tables*. Dover, New York City, ninth dover printing, tenth gpo printing ed., 1964.
- [14] “*NIST Digital Library of Mathematical Functions*.” <http://dlmf.nist.gov/>, Release 1.0.19 of 2018-06-22.