

# Searching for Gamma-Ray Millisecond Pulsars: Selection of Candidates Revisited

Xuejie Dai<sup>1,2,\*</sup>, Zhongxiang Wang<sup>1</sup> and Jithesh Vadakkumthani<sup>3</sup>

<sup>1</sup> Shanghai Astronomical Observatory, Chinese Academy of Sciences, Shanghai 200030, China; wangzx@shao.ac.cn

<sup>2</sup> Graduate University of the Chinese Academy of Sciences, No. 19A, Yuquan Road, Beijing 100049, China

<sup>3</sup> Inter-University Centre for Astronomy and Astrophysics, Pune 411 007, India; jitheshthejus@gmail.com

\* Correspondence: daixj@shao.ac.cn

Received: 29 December 2018; Accepted: 5 February 2019; Published: date

**Abstract:** We are starting a project to find  $\gamma$ -ray millisecond pulsars (MSPs) among the unidentified sources detected by the Large Area Telescope (LAT) onboard the Fermi Gamma-Ray Space Telescope (Fermi), by radio observations. The selection of good candidates from analysis of the LAT data is an important part of the project. Given that there is more than 10 years worth of LAT data and the advent of the newly released LAT 8-year point source list (FL8Y), we have conducted a selection analysis, on the basis of our previous analysis, and report the results here. Setting the requirements for the unidentified sources in FL8Y of Galactic latitudes  $|b| > 5^\circ$  and curvature significances  $>3\sigma$ , there are 202 sources with detection significances  $>6\sigma$ . We select 57 relatively bright ones (detection significances  $>15\sigma$ ) and analyze their 10.2 years of LAT data. Their variability is checked to exclude variable sources (likely blazars), test statistic maps are constructed to avoid contaminated sources, and curvature significances are re-obtained and compared to their  $\gamma$ -ray spectra to exclude non-significant sources. In the end, 48 candidates are found. Based on the available information, mostly from multi-wavelength studies, we discuss the possible nature of several of the candidates. Most of these candidates are currently being observed with the 65-meter Shanghai Tian Ma Radio Telescope.

**Keywords:** Pulsars; gamma-rays; multi-wavelength

## 1. Introduction

The Large Area Telescope (LAT), onboard the Fermi Gamma-Ray Space Telescope (Fermi), has been monitoring the whole sky for more than 10 years. Because of its great capabilities, we have entered a great era where thousands of  $\gamma$ -ray sources have been detected and identified, allowing us to study different types of objects and their high-energy emission processes in detail. From these studies, it has been found that most of detected sources belong to the blazar class of Active Galactic Nuclei (AGN; [1]). In the Milky Way, pulsars are the dominant  $\gamma$ -ray sources [2,3]. Thus far, 234 pulsars have been identified to have  $\gamma$ -ray emission by LAT<sup>1</sup>, and nearly half of them are millisecond pulsars (MSPs).

An effective way to identify  $\gamma$ -ray pulsars is to search for pulsed emission at radio frequencies in LAT sources. The Shanghai Tian Ma Radio Telescope, a newly built, 65 meter diameter telescope with observing frequencies of 1.25–50 GHz, is capable of carrying out such searches. For the purpose of finding new  $\gamma$ -ray pulsars, previously we had conducted selections of candidate  $\gamma$ -ray MSPs among Fermi LAT unidentified sources [4,5]. The selections were based on the Fermi LAT third source catalog (3FGL; [3]), which contains nearly 1000 unidentified sources among 3033 sources, obtained from the first four years

<sup>1</sup> <https://confluence.slac.stanford.edu/display/GLAMCOG/Public+List+of+LAT-Detected+Gamma-Ray+Pulsars>

of all-sky monitoring. Our main selection criteria are (1) Galactic latitudes  $|b| > 5^\circ$ ; (2) non-variable; (3) curvature significance (Signif\_curve in 3FGL; [3]) of a source's emission greater than  $3\sigma$  (see also Section 2.4). The first is to avoid the relatively crowded Galactic plane. We note that, among 131 young (i.e., non-MSP)  $\gamma$ -ray pulsars, only 19 have magnitudes of Galactic latitudes greater than  $5^\circ$ ; therefore, there is only small chance that we also selected candidate young pulsars. The latter two help to distinguish a candidate from blazars. Pulsars have stable emission, generally described with a power law with an exponential cutoff (i.e., some degree of curvature in the spectra), in contrast to the highly variable and power-law like emission from blazars (e.g., see [1,6]). Using these criteria, we selected 101 sources from 3FGL and found 52 candidate MSPs; 49 were rejected, due to low detection significances (average\_sig  $< 6\sigma$ ; [3]), confusion or mixed with extended bright emission regions, based on the Test Statistic (TS) maps we calculated [4], or low curvature significances based on spectra we obtained [4,5]. Among the candidates, two sources, 3FGL J0514.6–4406 and J1946.4–5403, have already been identified as the pulsars PSR J0514–4407 [7] and PSR J1946–5403 [8].

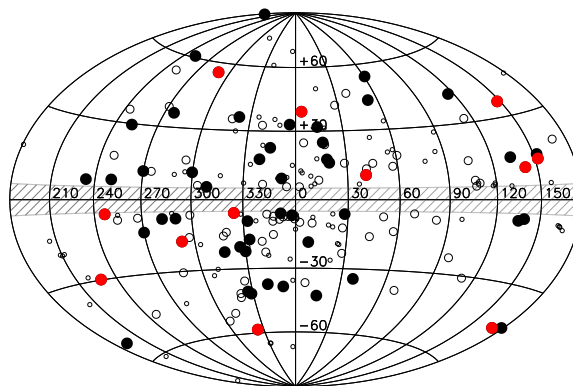
Now, more than 10 years of LAT data have been collected and the preliminary LAT 8-year point source list (FL8Y)<sup>2</sup> has been released, in which more than 5000 sources are listed, with their source locations and spectral properties provided. Given these sources, re-analysis for the source selection is warranted, which will confirm our previous selection of candidates, add new candidates, and also help to check the improvement of the new data catalog. We, thus, conducted the analysis based on the FL8Y and report the results here.

### *FL8Y Target Selection*

We selected targets from the unassociated sources in FL8Y using the two criteria: Having Galactic latitudes of  $|b| > 5^\circ$  and having curved spectra with PLEC\_SigCurv  $> 3\sigma$ . No variability information is provided in FL8Y, and we had to obtain it from our own analysis (see below, in Section 2.2). There are 202 sources with detection significance Signif\_avg  $> 6\sigma$ . Their positions, in Galactic coordinates, are shown in Figure 1. Different sizes of circles are used to indicate the detection significances (the larger, the higher). In this analysis, we selected those whose Signif\_avg  $> 15\sigma$  (marked with filled circles in Figure 1). There are 57 sources, with 37 of them included in our previous analysis, and were found to be good candidates [4,5]. We, therefore, mainly focused on analysis of the data for the 20 new sources.

---

<sup>2</sup> <https://fermi.gsfc.nasa.gov/ssc/data/access/lat/fl8y/>



**Figure 1.** Galactic positions of the 202 sources selected from the preliminary LAT 8-year point source list (FL8Y) catalog. Three sizes of circles are used to indicate detection significances of  $>15\sigma$ ,  $10\text{--}15\sigma$ , and  $6\text{--}10\sigma$ , respectively. We analyzed the data for the first set of 57 sources (marked by filled circles), and 12 of them were found to be new candidates (red filled circles).

## 2. Fermi LAT Data and Data Analysis

### 2.1. LAT Data

LAT is a pair-production telescope with a wide field-of-view, recording the direction, energy, and arrival time of each  $\gamma$ -ray photon in the energy range of from below 20 MeV to more than 300 GeV [9]. It scans the whole sky every three hours. In this analysis, we used approximately 10.2 yrs of LAT data selected from the Pass 8 database. The time period is from 4 August 2008 15:43:39 to 31 October 2018 23:56:35 (UTC). For each target, we extracted data in a region centered at the target’s position with a size of  $15^\circ$  in radius. Because of the relatively large uncertainties of the instrument response function of the LAT in the low energy range (below 200 MeV), we chose the data in the energy range from 200 MeV to 300 GeV. Events with zenith angles larger than  $90^\circ$  were rejected, which is the recommendation of the LAT team to exclude possible contamination from the Earth’s limb.

### 2.2. Variability Analysis

Since pulsar  $\gamma$ -ray emission is stable, compared to the highly variable blazars, variability analysis can help to select pulsars among blazars for high Galactic sources. However, FL8Y does not have the variability information. Therefore, for each target, we performed aperture photometry to construct its light curve. We followed the steps provided by the Fermi Science Support Center<sup>3</sup>. An aperture of radius  $1^\circ$  was used. We obtained light curves binned in 30-day intervals. There were 124 data points in each light curve, but, as Fermi encountered operational anomaly in March of 2018, one corresponding data point was not included. Following the LAT catalogs, we estimated the variability index for each target, which is defined as the sum of the differences between the log likelihoods, in which the source flux is constant and those in which the flux is optimized in each time bin [10]. The criterion was for a  $\chi^2$  distribution with 122 degrees of freedom, a light curve was considered significantly variable if the  $\chi^2$  value was larger than 161.25 (at a 99% confidence level). We found that 13 of the 20 new targets did not have significant

<sup>3</sup> [https://fermi.gsfc.nasa.gov/ssc/data/analysis/scitools/aperture\\_photometry.html](https://fermi.gsfc.nasa.gov/ssc/data/analysis/scitools/aperture_photometry.html)

variations. Therefore, 13 sources were selected from this analysis. We also checked the variability indices for the 37 sources in our previous analysis, and they were all still non-variables.

We note that, in the past few years, it has been found that several MSP binaries show orbital modulation in  $\gamma$ -rays, which suggests that certain flux variations may be seen from MSP binaries. However, these MSP binaries either have very weak periodic signals (e.g., [11,12]), or are much brighter than our targets (e.g., [13,14]). In any case, the variability analysis here is mainly to exclude blazars as completely as possible, since blazars are the dominant population among the extra-galactic sources.

### 2.3. Maximum Likelihood Analysis

We performed a standard binned maximum likelihood analysis [15] on the data of each target, using LAT science tools package v11r5p3 with the P8R2\_SOURCE\_v6 instrument response functions. A source model, based on the FL8Y catalog, was created, which included all sources within  $20^\circ$  of a target. The source model also included the Galactic and the extragalactic diffuse background models, `gll_iem_v06.fits` and `iso_P8R2_SOURCE_V6_v06.txt` [16], respectively. The spectral normalization and photon index parameters of the sources within  $4^\circ$  from each target were set free, and the normalizations of the diffuse background components were also free parameters. All the other parameters were fixed at their catalog values.

We generated  $2^\circ \times 2^\circ$ -size TS maps for our targets, for the purpose of checking whether a target was a point-like source, without being contained in an extended emission region or mixed with nearby unknown sources. Previously, this step was important as some sources were found to have such problems and were rejected. For a given source, the square root of its TS value was, approximately, the detection significance. We examined the TS maps of our 13 targets, and found that all of them were ‘clean’ point-like sources without any contamination. We also repeated the analysis for the 37 previous sources, since more data were available than before, and they were confirmed to be clean.

### 2.4. Spectral Analysis

To evaluate the curvature significances for our targets, we used the models of a power law (PL) and a PL with an exponential cutoff (PLE); the latter is considered to describe pulsar  $\gamma$ -ray emission well, with the cutoff energies at several GeV [2,17].

The PL model has the form

$$\frac{dN}{dE} = N_0 \left( \frac{E}{E_0} \right)^{-\Gamma}, \quad (1)$$

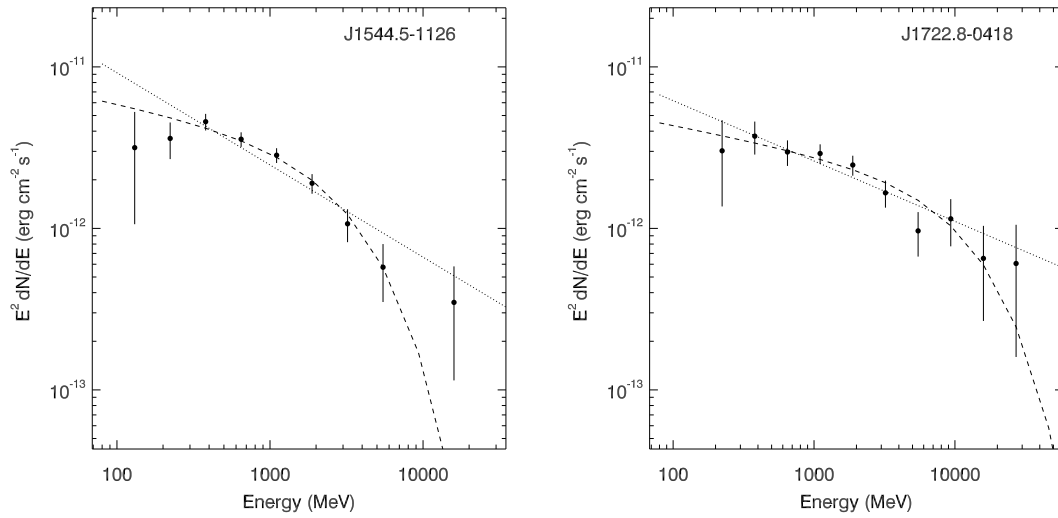
where  $N_0$  is the normalization,  $\Gamma$  is the photon index, and we set  $E_0 = 1$  GeV. The PLE model has the form

$$\frac{dN}{dE} = N_0 \left( \frac{E}{E_0} \right)^{-\Gamma} \exp\left(-\frac{E}{E_c}\right), \quad (2)$$

where  $E_c$  is the cutoff energy.

Running the `gtlike` task, we obtained  $L_{PL}$  and  $L_{PLE}$ , the maximum likelihood values modeled with PL and PLE, respectively, for each target. Then, the curvature significance was calculated by  $Signif\_curve = \sqrt{2 \log(L_{PLE}/L_{PL})}$ . We found that, among the 13 new sources, 12 of them had significant curvature and one, J1722.8–0418, did not; the results, for both cases, are given in Table 1 and Table 2, respectively. It is interesting to note that there were three sources (in Table 1) which were previously analyzed and rejected, because of either low curvature significance or not being a clean point-like source. We also checked our previous 37 candidates and found that one source, J1544.5–1126, did not have significant curvature anymore. Its spectral results are given in Table 2.

We evenly divided energy logarithmically from 0.1 to 300 GeV into 15 energy bands, and obtained the spectra of these sources. Spectral data points with their flux values two times greater than the flux uncertainties were kept. The spectra of J1722.8–0418 and J1544.5–1126, as well as their best PL and PLE fits, are shown in Figure 2. The spectra confirm our above results.



**Figure 2.** The  $\gamma$ -ray spectra of the sources J1544.5–1126 (**left**) and J1722.8–0418 (**right**). The dotted and dashed curves are the best-fit Power Law (PL) and PL with an exponential cutoff (PLE) models, respectively.

**Table 1.** Spectral results for 12 candidate  $\gamma$ -ray millisecond pulsars (MSPs).

FL8Y Name	Model	Flux/ $10^{-9}$ (photons $\text{cm}^{-2}\text{s}^{-1}$ )	$\Gamma$	$E_c$ (GeV)	TS	Signif_Curve ( $\sigma$ )
J0259.0+0552	PL	$3.7 \pm 0.5$	$2.05 \pm 0.06$		358	
	PLE	$2.8 \pm 0.5$	$1.7 \pm 0.1$	$22 \pm 9$	362	3.12
J0418.9+6636	PL	$9.5 \pm 0.6$	$2.29 \pm 0.04$		650	
	PLE	$7.2 \pm 0.7$	$1.7 \pm 0.1$	$5 \pm 1$	681	6.74
J0523.3–2527 <sup>*</sup>	PL	$10.3 \pm 0.4$	$2.11 \pm 0.03$		2206	
	PLE	$7.5 \pm 0.5$	$1.3 \pm 0.1$	$3.3 \pm 0.5$	2279	11.17
J0533.7+5946	PL	$7.3 \pm 0.6$	$2.54 \pm 0.06$		289	
	PLE	$6.0 \pm 0.6$	$1.6 \pm 0.2$	$1.7 \pm 0.4$	326	6.45
J0736.9–3231 <sup>a</sup>	PL	$16 \pm 1$	$2.62 \pm 0.05$		505	
	PLE	$14 \pm 1$	$2.1 \pm 0.4$	$2 \pm 2$	509	3.53
J0843.4+6713	PL	$2.6 \pm 0.3$	$1.95 \pm 0.05$		472	
	PLE	$1.5 \pm 0.2$	$1.0 \pm 0.2$	$3.9 \pm 0.7$	516	6.62
J0940.5–7610	PL	$7.5 \pm 0.6$	$2.36 \pm 0.05$		392	
	PLE	$5.8 \pm 0.7$	$1.7 \pm 0.2$	$3.1 \pm 0.8$	416	5.91
J1221.5–0634	PL	$6.2 \pm 0.6$	$2.32 \pm 0.06$		421	
	PLE	$4.5 \pm 0.6$	$1.8 \pm 0.2$	$3 \pm 1$	424	4.69
J1543.6–0245 <sup>a</sup>	PL	$7.3 \pm 0.6$	$2.51 \pm 0.06$		266	
	PLE	$6.3 \pm 0.7$	$1.9 \pm 0.2$	$3 \pm 1$	283	4.57
J1603.3–6010	PL	$3.4 \pm 0.4$	$2.01 \pm 0.06$		190	
	PLE	$1.4 \pm 0.2$	$0.6 \pm 0.1$	$3.2 \pm 0.4$	229	6.29
J1827.5+1141 <sup>b</sup>	PL	$6.1 \pm 0.8$	$2.31 \pm 0.07$		238	
	PLE	$3.7 \pm 0.8$	$1.5 \pm 0.2$	$4.4 \pm 1.5$	247	4.65
J2333.1–5528	PL	$3.7 \pm 0.3$	$2.24 \pm 0.06$		378	
	PLE	$2.8 \pm 0.3$	$1.6 \pm 0.2$	$4 \pm 1$	399	5.01

Notes: (1) *a* denotes the source which was previously excluded for low curvature significance in [4,5]; (2) *b* denotes the source which was previously excluded for not being a clean point-like source in [4,5]; (3) \* denotes that this source is a candidate MSP binary [18], but it is still marked as unidentified in the catalog.

**Table 2.** Sources without sufficient curvature significance.

FL8Y Name	Model	Flux/ $10^{-9}$ (photons $\text{cm}^{-2}\text{s}^{-1}$ )	$\Gamma$	$E_c$ (GeV)	TS	Signif_Curve ( $\sigma$ )
J1544.5–1126	PL	$12.3 \pm 0.7$	$2.57 \pm 0.05$		597.98	
	PLE	$11.6 \pm 0.8$	$2.2 \pm 0.2$	$3 \pm 2$	598.39	2.06
J1722.8–0418	PL	$11 \pm 1$	$2.37 \pm 0.06$		362	
	PLE	$9 \pm 1$	$2.2 \pm 0.1$	$14 \pm 7$	360	2.71

### 3. Swift X-ray Data Analysis

We searched for possible X-ray counterparts to the 12 candidates. Among them, J0523.3–2527 has been considered to be an MSP binary system, and two other sources (J0533.7+5946 and J1543.6–0245) have not been covered by X-ray observations. For the rest of the sources, we obtained the Swift X-ray Telescope (XRT; [19]) data of the longest exposure from the High Energy Astrophysics Science Archive Research Center (HEASARC). The data were processed using the XRTPIPELINE tool in the HEASOFT package version 6.22.1 distributed by HEASARC, and the calibration files version 20180710 available in

the Swift CALDB. We searched the X-ray sources in the XRT images using the DETECT command available in XIMAGE with a detection threshold of  $3\sigma$ . A detected X-ray source inside the  $2\sigma$  Fermi error circle was considered as a possible X-ray counterpart.

Among the 9 sources, only J0259.0+0552 had a possible X-ray counterpart, while the rest of the sources had no counterparts. The exact position of the detected X-ray source was derived using the XRTCENTROID task, and the source and background events were extracted from a circular region of radius 47 arcsec. This source was faint, and there were not sufficient spectral counts to perform detailed spectral modeling; thus we used the Cash Statistic [20] for the spectral fitting. A simple absorbed power law was used for the spectral fitting, where the absorption was fixed at the Galactic value [21], and best-fit spectral parameters are given in Table 3. For the no X-ray counterpart cases, the  $3\sigma$  upper limits on the count rates were estimated, using the UPLIMIT command in XIMAGE. We, then, converted the upper limits on the count rates into fluxes by using webPIMMS<sup>4</sup>, where we assumed an absorbed PL model with  $\Gamma_X = 1.7$  and the absorption column density of the Galactic values. The results are given in Table 4.

**Table 3.** Possible X-ray counterpart to J0259.0+0552.

Source	OBSID	Exposure (sec)	R.A. (h:m:s)	Dec. (° :′ :″)	$N_H/10^{20}$ ( $\text{cm}^{-2}$ )	$\Gamma_X$	$F_X$ ( $10^{-13}$ )	$\chi^2/\text{d.o.f}$
J0259.0+0552	00084646003	3094	02:58:57.86	+05:52:44.25	8.18	$2.30^{+0.88}_{-0.66}$	$4.99^{+1.93}_{-1.62}$	2.73/5

Notes:  $F_X$  is unabsorbed flux in 0.3–10 keV band in units of  $\text{erg cm}^{-2} \text{s}^{-1}$ .

**Table 4.** X-ray flux upper limits for eight candidate MSPs.

Source	OBSID	Exposure (sec)	Counts ( $10^{-3} \text{s}^{-1}$ )	$N_H$ ( $10^{20} \text{cm}^{-2}$ )	$F_X^{\text{Upper}}$ ( $10^{-13}$ )
J0418.9+6636	00047153001	3678	<2.88	20.5	<1.77
J0736.9–3231	00047171006	2394	<4.68	39.2	<3.52
J0843.4+6713	00031603001	4617	<1.89	3.28	<0.84
J0940.5–7610	00084695002	737	<21.17	9.84	<10.96
J1221.5–0634	00032457002	5071	<2.93	2.42	<1.27
J1603.3–6010	00084769008	1298	<9.47	24.9	<6.16
J1827.5+1141	00047276001	2141	<4.63	14.5	<2.60
J2333.1–5528	00084897014	1929	<6.10	1.23	<2.55

Notes:  $F_X^{\text{Upper}}$  is the  $3\sigma$  upper flux limit in 0.3–10 keV band in units of  $\text{erg cm}^{-2} \text{s}^{-1}$ .

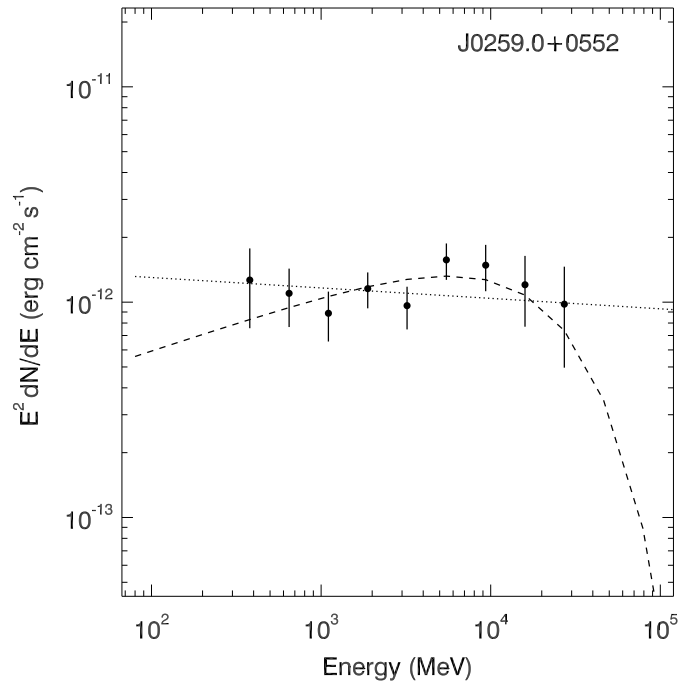
## 4. Results and Discussion

Based on the latest FL8Y catalog and analysis of 10.2 years of Fermi LAT data, we have revisited our selection of candidate MSPs. Now, the number of catalog sources that fit the MSP type nearly doubles if our simple selection criteria are used. We have analyzed the data for relatively bright sources with detection significances greater than  $15\sigma$ , and 48 among 57 selected targets have been established as good candidate MSPs. Among the rejected, the source J1544.5–1126 was found not to have sufficient curvature significance. However, it has been studied at multi-wavelengths and identified as a  $\gamma$ -ray-emitting low mass X-ray binary (a good candidate of the transitional MSP [22,23]). On the other hand, among 12 new candidates, we have recovered three sources from the rejected ones in our previous analysis. Previously, we could reject a few sources because they were located in an extended emission region or mixed with

<sup>4</sup> <https://heasarc.gsfc.nasa.gov/cgi-bin/Tools/w3pimms/w3pimms.pl>

nearby sources, but in this analysis we did not find any such cases. Combining these facts, the latest catalog appears to be improved.

Among the new candidates (see Table 1), J0523.3–2527 is an actual candidate MSP binary, based on multi-wavelength studies [18], but as it is marked as an unidentified source in the catalog, it appears in our selection. The spectra of pulsars generally have a form of a power law with an exponential cutoff. The parameter ranges of  $\Gamma = 1.43\text{--}1.64$  and  $E_c = 3.00\text{--}4.65$  ( $3\sigma$ ) were obtained from the fitting of the  $\gamma$ -ray spectra of 39 known MSPs with a PLE model [17]. Considering the ranges, particularly the  $\Gamma$  range which is more reliably determined from spectral analysis, 10 of the 11 new candidates have consistent values, suggesting they are good MSP candidates. The exceptional one, J0259.0+0552, has  $E_c \sim 22 \pm 9$  GeV, which is too large; although the uncertainty is also large. In Figure 3, we show the spectrum of J0259.0+0552, indicating its strong emission at high energies of  $\sim 10$  GeV. Given this, it is not likely a MSP, which has also been pointed out recently [24]. In addition, we note that J1221.5–0634 has been suggested to be associated with a redshift  $z = 0.44$  quasar [25], but the association is questionable [26]. The results are generally consistent with those obtained from statistical and machine learning techniques [27], in which most of our new candidates were also classified as MSPs or a young pulsar (J0736.9–3231), but J0259.0+0552, J0843.4+6713, and J1221.5–0634 were classified as active galactic nuclei.



**Figure 3.** The  $\gamma$ -ray spectrum of the source J0259.0+0552. The dotted and dashed curves are the best-fit PL and PLE models, respectively.

The list of the selected candidates are among those being observed at the 13 cm band (2.2–2.4 GHz) with the 65-m Tian Ma Radio Telescope (see, e.g., [28]), which is a fully steerable Cassegrain antenna. The pulsar searching mode, with a time resolution of 65  $\mu$ s, is being used in our observations. Hopefully the observations, a test run with the Tian Ma Telescope, will turn out to be fruitful. If that is the case, we would lower the detection significances and have more candidates for investigation. The selection criteria might also be adjusted to include more candidates. In addition, observations at other wavelengths will



certainly help; for example, since the known  $\gamma$ -ray pulsars have  $\gamma$ -ray to X-ray flux ratios of  $10\text{--}10^5$  [2], X-ray observations can help to locate source positions accurately. In our analysis of archival Swift X-ray data, only one possible X-ray counterpart to J0259.0+0552 was found, and for the other 8 sources covered with the X-ray observations, flux upper limits of  $\sim 10^{-13}$  erg s $^{-1}$  cm $^{-2}$  were obtained. The  $\gamma$ -ray fluxes of these sources in 0.1–100 GeV were  $(4\text{--}10)\times 10^{-12}$  erg s $^{-1}$  cm $^{-2}$ , indicating that, if these sources are MSPs, the X-ray observations were probably not deep enough. Thus, further X-ray observations are also being planned for identifying candidate MSPs and studying their likely binary nature.

**Author Contributions:** formal analysis, D.X.; writing–original draft preparation, D.X.; writing–review and editing, W.Z.; supervision, W.Z.; X-ray analysis, J.V.

**Funding:** This research was funded by the National Program on Key Research and Development Project (Grant No. 2016YFA0400804) and the National Natural Science Foundation of China (11633007).

**Acknowledgments:** This research made use of the High Performance Computing Resource in the Core Facility for Advanced Research Computing at Shanghai Astronomical Observatory.

**Conflicts of Interest:** The authors declare no conflict of interest.

## References

1. Ackermann, M.; Ajello, M.; Atwood, W.B.; Baldini, L.; Ballet, J.; Barbiellini, G.; Bastieri, D.; Becerra Gonzalez, J.; Bellazzini, R.; Bissaldi, E.; et al. The Third Catalog of Active Galactic Nuclei Detected by the Fermi Large Area Telescope. *Astrophys. J.* **2015**, *810*, 14, doi:10.1088/0004-637X/810/1/14.
2. Abdo, A.A.; Ajello, M.; Allafort, A.; Baldini, L.; Ballet, J.; Barbiellini, G.; Baring, M.G.; Bastieri, D.; Belfiore, A.; Bellazzini, R.; et al. The Second Fermi Large Area Telescope Catalog of Gamma-Ray Pulsars. *Astrophys. J. Suppl. Ser.* **2013**, *208*, 17, doi:10.1088/0067-0049/208/2/17.
3. Acero, F.; Ackermann, M.; Ajello, M.; Albert, A.; Atwood, W.B.; Axelsson, M.; Baldini, L.; Ballet, J.; Barbiellini, G.; Bastieri, D.; et al. Fermi Large Area Telescope Third Source Catalog. *Astrophys. J. Suppl. Ser.* **2015**, *218*, 23, doi:10.1088/0067-0049/218/2/23.
4. Dai, X.J.; Wang, Z.X.; Vadakkumthani, J.; Xing, Y. Identification of candidate millisecond pulsars from Fermi LAT observations. *Res. Astron. Astrophys.* **2016**, *16*, 97, doi:10.1088/1674-4527/16/6/097.
5. Dai, X.J.; Wang, Z.X.; Vadakkumthani, J.; Xing, Y. Identification of candidate millisecond pulsars from Fermi LAT observations II. *Res. Astron. Astrophys.* **2017**, *17*, 072, doi:10.1088/1674-4527/17/7/72.
6. Williamson, K.E.; Jorstad, S.G.; Marscher, A.P.; Larionov, V.M.; Smith, P.S.; Agudo, I.; Arkharov, A.A.; Blinov, D.A.; Casadio, C.; Efimova, N.V.; et al. Comprehensive Monitoring of Gamma-Ray Bright Blazars. I. Statistical Study of Optical, X-Ray, and Gamma-Ray Spectral Slopes. *Astrophys. J.* **2014**, *789*, 135, doi:10.1088/0004-637X/789/2/135.
7. Bhattacharyya, B. Search for pulsars and transients with the GMRT. *IAU Symp.* **2017**, *337*, 17–20, doi:10.1017/S1743921317009218.
8. Ray, P.S.; Ransom, S.M.; Camilo, F.M.; Kerr, M.; Reynolds, J.; Sarkissian, J.; Freire, P.; Thankful Cromartie, H.; Barr, E.D. Timing and Fermi LAT Analysis of Four Millisecond Pulsars Discovered in Parkes Radio Searches of Gamma-ray Sources. In Proceedings of AAS 227th Meeting of the American Astronomical Society, Kissimmee, FL, USA, 7–8 January 2016.
9. Atwood, W.B.; Abdo, A.A.; Ackermann, M.; Althouse, W.; Anderson, B.; Axelsson, M.; Baldini, L.; Ballet, J.; Band, D.L.; Barbiellini, G.; et al. The Large Area Telescope on the Fermi Gamma-Ray Space Telescope Mission. *Astrophys. J.* **2009**, *697*, 1071–1102, doi:10.1088/0004-637X/697/2/1071.
10. Abdo, A.A.; Ackermann, M.; Ajello, M.; Allafort, A.; Antolini, E.; Atwood, W.B.; Axelsson, M.; Baldini, L.; Ballet, J.; Barbiellini, G.; et al. Fermi Large Area Telescope First Source Catalog. *Astrophys. J. Suppl. Ser.* **2010**, *188*, 405–436, doi:10.1088/0067-0049/188/2/405.
11. Romani, R.W.; Graham, M.L.; Filippenko, A.V.; Kerr, M. Keck Spectroscopy of Millisecond Pulsar J2215+5135: A Moderate- $M_{NS}$ , High-inclination Binary. *Astrophys. J. Lett.* **2015**, *809*, L10, doi:10.1088/2041-8205/809/1/L10.

12. Strader, J.; Li, K.L.; Chomiuk, L.; Heinke, C.O.; Udalski, A.; Peacock, M.; Shishkovsky, L.; Tremou, E. A New  $\gamma$ -Ray Loud, Eclipsing Low-mass X-Ray Binary. *Astrophys. J.* **2016**, *831*, 89, doi:10.3847/0004-637X/831/1/89.
13. Ng, C.W.; Takata, J.; Strader, J.; Li, K.L.; Cheng, K.S. Evidence on the Orbital Modulated Gamma-Ray Emissions from the Redback Candidate 3FGL J2039.6–5618. *Astrophys. J.* **2018**, *867*, 90. doi:10.3847/1538-4357/aae308.
14. An, H.; Romani, R.W.; Kerr, M. Signatures of Intra-binary Shock Emission in the Black Widow Pulsar Binary PSR J2241–5236. *Astrophys. J. Lett.* **2018**, *868*, L8, doi:10.3847/2041-8213/aaedaf.
15. Mattox, J.R.; Bertsch, D.L.; Chiang, J.; Dingus, B.L.; Digel, S.W.; Esposito, J.A.; Fierro, J.M.; Hartman, R.C.; Hunter, S.D.; Kanbach, G.; et al. The Likelihood Analysis of EGRET Data. *Astrophys. J.* **1996**, *461*, 396. doi:10.1086/177068.
16. Acero, F.; Ackermann, M.; Ajello, M.; Baldini, L.; Ballet, J.; Barbiellini, G.; Bastieri, D.; Bellazzini, R.; Bissaldi, E.; Blandford, R.D.; et al. The First Fermi LAT Supernova Remnant Catalog. *Astrophys. J. Suppl. Ser.* **2016**, *224*, 8, doi:10.3847/0067-0049/224/1/8.
17. Xing, Y.; Wang, Z. Fermi Study of Gamma-ray Millisecond Pulsars: the Spectral Shape and Pulsed Emission from J0614-3329 up to 60 GeV. *Astrophys. J.* **2016**, *831*, 143, doi:10.3847/0004-637X/831/2/143.
18. Strader, J.; Chomiuk, L.; Sonbas, E.; Sokolovsky, K.; Sand, D.J.; Moskvitin, A.S.; Cheung, C.C. 1FGL J0523.5-2529: A New Probable Gamma-Ray Pulsar Binary. *Astrophys. J. Lett.* **2014**, *788*, L27, doi:10.1088/2041-8205/788/2/L27.
19. Burrows, D.N.; Hill, J.E.; Nousek, J.A.; Kennea, J.A.; Wells, A.; Osborne, J.P.; Abbey, A.F.; Beardmore, A.; Mukerjee, K.; Short, A.D.T.; et al. The Swift X-Ray Telescope. *Space Sci. Rev.* **2005**, *120*, 165–195, doi:10.1007/s11214-005-5097-2.
20. Cash, W. Parameter estimation in astronomy through application of the likelihood ratio. *Astrophys. J.* **1979**, *228*, 939–947. doi:10.1086/156922.
21. Kalberla, P.M.W.; Burton, W.B.; Hartmann, D.; Arnal, E.M.; Bajaja, E.; Morras, R.; Pöppel, W.G.L. The Leiden/Argentine/Bonn (LAB) Survey of Galactic HI. Final data release of the combined LDS and IAR surveys with improved stray-radiation corrections. *Astron. Astrophys.* **2005**, *440*, 775–782, doi:10.1051/0004-6361:20041864.
22. Bertoni, B.; Hooper, D.; Linden, T. Examining The Fermi-LAT Third Source Catalog in search of dark matter subhalos. *J. Cosmol. Astropart. Phys.* **2015**, *12*, 035, doi:10.1088/1475-7516/2015/12/035.
23. Bogdanov, S.; Halpern, J.P. Identification of the High-energy Gamma-Ray Source 3FGL J1544.6-1125 as a Transitional Millisecond Pulsar Binary in an Accreting State. *Astrophys. J. Lett.* **2015**, *803*, L27, doi:10.1088/2041-8205/803/2/L27.
24. Frail, D.A.; Ray, P.S.; Mooley, K.P.; Hancock, P.; Burnett, T.H.; Jagannathan, P.; Ferrara, E.C.; Intema, H.T.; de Gasperin, F.; Demorest, P.B.; Stovall, K.; McKinnon, M.M. An image-based search for pulsars among Fermi unassociated LAT sources. *Month. Not. R. Astron. Soc.* **2018**, *475*, 942–954, doi:10.1093/mnras/stx3281.
25. Álvarez Crespo, N.; Massaro, F.; Milisavljevic, D.; Landoni, M.; Chavushyan, V.; Patiño-Álvarez, V.; Masetti, N.; Jiménez-Bailón, E.; Strader, J.; Chomiuk, L.; et al. Optical Spectroscopic Observations of Gamma-Ray Blazar Candidates. VI. Further Observations from TNG, WHT, OAN, SOAR, and Magellan Telescopes. *Astron. J.* **2016**, *151*, 95, doi:10.3847/0004-6256/151/4/95.
26. Lefaucheur, J.; Pita, S. Research and characterisation of blazar candidates among the Fermi/LAT 3FGL catalogue using multivariate classifications. *Astron. Astrophys.* **2017**, *602*, A86, doi:10.1051/0004-6361/201629552.
27. Saz Parkinson, P.M.; Xu, H.; Yu, P.L.H.; Salvetti, D.; Marelli, M.; Falcone, A.D. Classification and Ranking of Fermi LAT Gamma-ray Sources from the 3FGL Catalog using Machine Learning Techniques. *Astrophys. J.* **2016**, *820*, 8, doi:10.3847/0004-637X/820/1/8.
28. Yan, Z.; Shen, Z.Q.; Manchester, R.N.; Ng, C.Y.; Weltevrede, P.; Wang, H.G.; Wu, X.J.; Yuan, J.P.; Wu, Y.J.; Zhao, R.B.; et al. Simultaneous 13 cm/3 cm Single-pulse Observations of PSR B0329+54. *Astrophys. J.* **2018**, *856*, 55, doi:10.3847/1538-4357/aaae64.