

Continuous groups of transversal gates for quantum error correcting codes from finite clock reference frames

Mischa P. Woods¹ and Álvaro M. Alhambra²

¹Institute for Theoretical Physics, ETH Zurich, Switzerland

²Perimeter Institute for Theoretical Physics, Waterloo, Canada

Following the introduction of the task of *reference frame error correction* [1], we show how, by using reference frame alignment with clocks, one can add a continuous Abelian group of transversal logical gates to *any* error-correcting code. With this we further explore a way of circumventing the no-go theorem of Eastin and Knill, which states that if local errors are correctable, the group of transversal gates must be of finite order. We are able to do this by introducing a small error on the decoding procedure that decreases with the dimension of the frames used. Furthermore, we show that there is a direct relationship between how small this error can be and how accurate quantum clocks can be: the more accurate the clock, the smaller the error; and the no-go theorem would be violated if time could be measured perfectly in quantum mechanics. The asymptotic scaling of the error is studied under a number of scenarios of reference frames and error models. The scheme is also extended to errors at unknown locations, and we show how to achieve this by simple majority voting related error correction schemes on the reference frames. In the Outlook, we discuss our results in relation to the AdS/CFT correspondence and the Page-Wootters mechanism.

1 Introduction and Overview of Results

In order to build a functional universal quantum computer, full fault-tolerance must be achieved. The idea behind fault-tolerance is that the errors that occur at particular points during the computation do not propagate or amplify along the whole computation to the point of being uncorrectable. Due to fundamental physical constraints such as no-cloning, achieving this is a notoriously challenging task, with a number of different requirements on how to prepare, manipulate, and protect the quantum states with error-correcting codes. One of the most desirable features of the codes used in fault-tolerant computation is the ability to ap-

ply logical gates *transversally*, which one can implement while still being able to correct for local errors.

The framework for error correction is based on considering three spaces — a *logical* \mathcal{H}_L , *physical* \mathcal{H}_P and a *code* $\mathcal{H}_{Co} \subseteq \mathcal{H}_P$ space.¹ Logical states ρ_L containing quantum information are encoded via an encoding map $\mathcal{E} : \mathcal{B}(\mathcal{H}_L) \rightarrow \mathcal{B}(\mathcal{H}_{Co})$ onto the code space, which is a subspace of some larger physical space where errors — represented via error maps $\{\mathfrak{E}_j\}_j : \mathcal{B}(\mathcal{H}_{Co}) \rightarrow \mathcal{B}(\mathcal{H}_P)$ — can occur. Decoding maps $\{\mathcal{D}_j\}_j : \mathcal{B}(\mathcal{H}_P) \rightarrow \mathcal{B}(\mathcal{H}_L)$ can then retrieve the information while correcting for errors; outputting the logical state ρ_L . That is:

$$\rho_L \xrightarrow{\mathcal{E}} \boxed{\mathfrak{E}_j} \xrightarrow{\mathcal{D}_j} \rho_L, \quad (1)$$

for all j and for all states $\rho_L \in \mathcal{S}(\mathcal{H}_L)$. Depending on the error model, the index j indicating which error occurred may or may not be known. If it is unknown, the decoding map \mathcal{D}_j cannot depend on j . We say that a logical gate V_L can be applied transversally if for any state ρ , the encoder \mathcal{E} is such that

$$\mathcal{E}(V_L \rho V_L^\dagger) = V_{Co}^{\otimes K} \mathcal{E}(\rho) V_{Co}^{\dagger \otimes K}, \quad (2)$$

where the tensor product structure “ $\otimes K$ ” represents the division of the code into different subsystems or “blocks” in which errors can be independently corrected. This condition means that the action of the encoding map commutes with the action of the logical gate V_L , which is represented by $V_{Co}^{\otimes K}$ in the physical space. An interesting case to consider is that of codes \mathcal{E} and groups G for which all group elements (indexed by g) can be applied transversally using a unitary group representation $U_L(g)$,

$$\mathcal{E}(U_L(g) \rho U_L(g)^\dagger) = U_{Co}(g)^{\otimes K} \mathcal{E}(\rho) U_{Co}(g)^{\dagger \otimes K} \quad \forall g \in G. \quad (3)$$

We will refer to codes whose encoding has this property as *covariant* codes. There are a number of results that restrict the existence of such codes, in particular for stabilizer codes [2–6]. Most notably, the no-go theorem of Eastin and Knill [7] states that in any finite-dimensional code (not necessarily stabilizer) in which local errors can be corrected, the groups of logical gates that can be applied transversally must be

¹Some authors use the convention of not considering the code space explicitly, in which case one sets $\mathcal{H}_{Co} = \mathcal{H}_P$.

finite. This thus excludes dense sets of logical gates, as well as any continuous Lie subgroup of $U(d)$.

Since this no-go result imposes a fundamental limitation on the possible transversal gates, it is interesting to find ways of circumventing it, via schemes that do not satisfy all of the assumptions. A number of alternatives have been thoroughly explored, including the protocols of magic state distillation [8], and other more specific schemes (see for instance [9–14]), many of which propose a relaxation of the transversality condition in some fault-tolerant way.

Recently, a new kind of circumvention was put forward in [1], where they show examples of codes with physical spaces of *infinite dimension* that allow for the transversal implementation of Lie groups. The need for infinite dimensions (and seemingly infinite energy too, as we will soon discuss) limits their practical relevance, but the idea motivates the following question: do there exist large (but finite) covariant codes in which *approximate* error correction can be performed? In other words, can we circumvent the no-go results by allowing for small errors that decrease with the size of the code?

Here we explore this question using the notion of reference frames and clocks. We construct imperfect codes in which Abelian $U(1)$ groups can be implemented transversally. To that aim, we use a simple finite dimensional version of the encoding map from [1], which shows that perfect covariant codes are possible provided one has access to a *perfect* reference frame. A perfect reference frame [15] is defined as a quantum system that encodes, without error, information about a particular group element. That is, given a group representation $U(g)$, such that $U(0) = \mathbb{1}$, the state $|\psi\rangle$ is a perfect reference frame iff $\forall g$

$$\langle\psi|U(g)|\psi\rangle = \delta_{0,g}, \quad (4)$$

where $\delta_{0,g}$ is a Kronecker delta for finite groups and Dirac delta in the case of Lie groups. Hence, each point of the orbit $|\psi(g)\rangle = U(g)|\psi\rangle$ is orthogonal to all the others (and thus perfectly distinguishable).

This connects with the work by Pauli on quantum clocks in the case of an Abelian $U(1)$ groups. If the group $\{U(g)\}_g$ is a one-parameter compact Lie group generated by solving the Schrödinger equation, namely $U(g) = e^{-ig\hat{H}}$ for some Hamiltonian \hat{H} , where $g = t$ is the time transcribed, then the constraint Eq. (4) is analogous to requiring the existence of a *perfect* time operator \hat{t} . Indeed, defining

$$\hat{t} = \int_G dg g |\psi(g)\rangle\langle\psi(g)|, \quad (5)$$

where the integral is over the Haar measure, one finds $\hat{t}|\psi(g)\rangle = g|\psi(g)\rangle$ for all $g \in G$. Pauli [16, 17] already concluded that such time operators require quantum systems that — while mathematically well defined —

cannot exist as they require infinite energy.² These are known as *Idealised* clocks. However, this does not rule out the existence of *approximate* time operators \hat{t} and initial clock states $|\psi\rangle$ which serve as a reference frame for the observable t , [19–21] either in the form of a stopwatch [22] or ticking clock [23–25]

Here we explore how certain finite-sized reference frames (which we call “clocks”) can be used to build imperfect covariant codes, and we give upper bounds to the errors induced by their finite size. We use the construction of *Quasi-Ideal* clocks [21] and *Salecker-Wigner-Peres* (SWP) clocks [19, 20], to provide simple encoding and decoding protocols based on the task of reference frame alignment. We show using Quasi-Ideal clock states entangled over L subsystems, that the worst-case entanglement fidelity between the input ρ_L and decoded output $\mathcal{D}_j(\mathcal{E}_j(\mathcal{E}_{\text{cov}}(\rho_L)))$ denoted f_{worst} , and defined in Section 2.2, in our protocol satisfies (up to log factors) the lower bound $1 - f_{\text{worst}} \leq \mathcal{O}(1/(Ld_C)^2)$ where L is the number of entangled Quasi-Ideal clocks and d_C is their dimension. In [26] the generic upper bound $1 - f_{\text{worst}} \geq \mathcal{O}(1/(Ld_C)^2)$ is derived for all covariant encoding maps generated by isometries. A direct consequence of the combination of our results with those of [26] adapted to our setting, is that *all* error correcting codes $\{\mathcal{E}, \{\mathcal{E}_j, \mathcal{D}_j\}_j\}$, can be made covariant w.r.t. the $U(1)$ groups considered here with an optimal fidelity f_{worst} (largest possible value) satisfying

$$\mathcal{O}\left(\frac{1}{(Ld_C)^2}\right) \leq 1 - f_{\text{worst}} \leq \mathcal{O}\left(\frac{\ln^6(Ld_C)}{(Ld_C)^2}\right), \quad (6)$$

for a large Ld_C .

In order to study the role of different resources in our protocols, we define *t*-incoherent clock states ρ_C as those for which there exists $g \in G$ such that their group evolved initial state, $U_C(g)\rho_C U_C^\dagger(g)$, commutes with the projective measurements used in our protocol to measure them.³ As we later explain, these states require minimal coherent resources to be created in comparison with other clock states. We find that all codes which use *t*-incoherent clock states satisfy the upper bound $1 - f_{\text{worst}} \geq \mathcal{O}(1/(Ld_C))$. We then consider the more commonly used SWP clocks (see for instance [19, 20, 27–30] and references therein), which belong to this class, and show that they yield an error of order $1 - f_{\text{worst}} = \mathcal{O}(1/(Ld_C))$ hence saturating the bound for *t*-incoherent clocks. However, we also show that while coherent clock states are necessary to achieve $1 - f_{\text{worst}} \leq \mathcal{O}(1/(Ld_C))$, they are not sufficient, since finite dimensional analogues of coherent

²The infinite energy manifests itself either with unbounded from below Hamiltonians (when t belongs to an unbounded interval) or infinitely strong potentials producing strict confinement of the wave function (for when t belongs to a bounded interval) [18].

³See text around Eq. (17) for full definition.

states can only achieve the same scaling as the SWP clocks.

The results discussed so far consider codes in which the error model on the clock is just erasure at known locations. However, what if one cannot discern the location at which the error occurred? Our final result is to prove that one can also correct local unknown phase errors which occur at an unknown location in the clocks. For this case, we are able to achieve $1 - f_{\text{worst}} \leq \mathcal{O}(1/(Ld_C))$ up to log factors.

2 Covariant codes based on reference frames

We now outline the generic error correction scheme we consider, which is based on a generalisation of the reference frame-based scheme in [1]. Let $\{\mathcal{E}, \{\mathfrak{E}_j, \mathcal{D}_j\}_{jj}\}$ be any perfect error correcting code satisfying Eq. (1) (not necessarily covariant).

Now, let $\rho_F^{(M)}$ be a reference frame for a group isomorphic to $\{U_L(g)\}_g$ and $\{U_{Co}(g)\}_g$, with unitary group representation $\{U_F^{\otimes M}(g)\}_g$. We define the following for all $g \in G$

$$\mathcal{E}_g(\cdot) := U_{Co}(g)^{\otimes \kappa} \mathcal{E}(U_L^\dagger(g)(\cdot)U_L(g))U_{Co}(g)^{\dagger \otimes \kappa}. \quad (7)$$

The covariant code is then:

$$\mathcal{E}_{\text{cov}}(\cdot) := \int_G dg \mathcal{E}_g(\cdot) \otimes U_F(g)^{\otimes M} \rho_F^{(M)} U_F(g)^{\dagger \otimes M}, \quad (8)$$

where dg is the uniform or Haar measure over the group.⁴ Note that \mathcal{E}_{cov} is from \mathcal{H}_L to $\mathcal{H}_P \otimes \mathcal{H}_F$ while usually the encoding map takes logical states to states in the physical space. As such, it is convenient to think of the reference frames as an extension of the code space to $\mathcal{H}_{\tilde{Co}} := \mathcal{H}_{Co} \otimes \mathcal{H}_F$. Moreover, the channel \mathcal{E}_{cov} is now covariant in the sense of Eq. (3) if the symmetry group on the r.h.s. is defined in the extended physical space, namely $U_{Co}(g)^{\otimes \kappa} \otimes U_F(g)^{\otimes M}$, so that $U_L(g)$ can be implemented transversally. This way, the notion of covariance defined in Eq. (3) is now over $\mathcal{H}_{\tilde{Co}}$ rather than \mathcal{H}_{Co} alone. We note, however, that unlike the code subspace, none of the logical information is encoded directly into frames F , and they merely serve as a reference for g , for which both the group $\{U_F^{\otimes M}(g)\}_g$ and initial frame state $\rho_F^{(M)}$ can be *chosen* at our convenience to optimise our protocol. The purpose of the error maps \mathfrak{E}_j is that they take information from the code space and “mix” it with the rest of physical space resulting in errors. On the other hand, the reference frames play the following role in the encoding map \mathcal{E}_{cov} : the logical information is still encoded into the code space, but now the information

⁴It is noteworthy that all our results hold for all κ — the number of gates being applied transversally. In fact, one can choose $\kappa = 1$ when considering a physical space in which the gates are not applied locally.

about *which* transversal gate is applied to it is encoded in the reference frames, hence without knowledge from the reference frames during the decoding, it would not be possible to discern which gates had been applied. If the reference frames are damaged via an error (which is a reasonable assumption since they are now part of the extended code space), this will inhibit the ability to decode correctly resulting in a worse decoding of the logical information.

The protection of the information to be encoded relies on the channel \mathcal{E} , which is arbitrary. On the other hand, the protection for the reference frame in the encoding of Eq. (8) will come merely from having a few copies of them which may or may not be entangled. In the case of no entanglement, $\rho_F^{(M)} = \rho_F^{\otimes M}$, the states are only classically correlated due to the twirling over G in Eq. (4), and thus bears strong analogies with a classical repetition code.

The encoding-error-decoding procedure consists of the following steps:

- 1) An arbitrary state ρ_L is encoded as $\mathcal{E}_{\text{cov}}(\rho_L)$.
- 2) Errors occur: The error maps considered here are now of the form $\mathfrak{E}_{j,q} = \mathfrak{E}_j \otimes \xi_q$, with ξ_q acting on the reference frames and the index q — as with j — may or may not be known depending on the error model. This may include the loss of up to $M - 1$ frames, or in the case of Theorem 4, an unknown phase error at an unknown location.
- 3) Frames are measured: In the case of erasure errors at known locations of the reference frames, only the N non erased clocks are measured. The remaining N frames are measured projectively in some basis, and after tracing out the reference frames, we write

$$\text{tr}_F[\mathfrak{E}_{j,q}(\mathcal{E}_{\text{cov}}(\rho_L))] = \mathfrak{E}_j(\mathcal{E}_{g'}(\rho_L)) + \hat{E}_{g'}'', \quad (9)$$

where $\hat{E}_{g'}''$ represents the error term and g' is chosen based on the measurement outcomes, the initial clock states and the error maps ξ_q . If the reference frames are good, the error $\hat{E}_{g'}''$ will be small since the measurements will be able to distinguish approximately the group elements. Indeed, in the case of perfect reference frames Eq. (4) or equivalently the Idealised clock Eq. (5), the optimal choice of g' leads to no error, $\hat{E}_{g'}'' = 0$.

- 4) Finally, we apply the decoding map $\bar{\mathcal{D}}_{j,g'}$ defined as

$$\bar{\mathcal{D}}_{j,g'}(\cdot) = U_L(g) \mathcal{E}^{-1} \left(U_{Co}^{\dagger \otimes \kappa}(g) \mathcal{E}(\mathcal{D}_j(\cdot)) U_{Co}^{\otimes \kappa}(g) \right) U_L^\dagger(g), \quad (10)$$

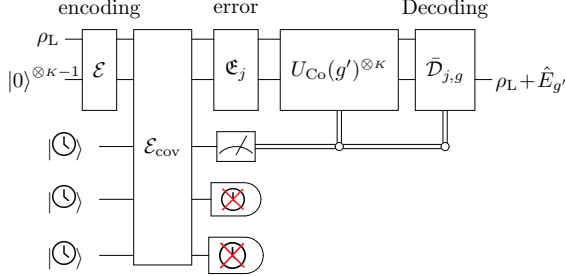
where $\mathcal{D}_j(\mathfrak{E}_j(\cdot)) = \mathcal{E}^{-1}(\cdot)$, with \mathcal{E}^{-1} being the inverse channel for the encoder \mathcal{E} (that is, the channel that undoes the encoding when no errors occur).

This achieves

$$\bar{D}_{j,g'}(\text{tr}_F[\mathfrak{E}_{j,q}(\mathcal{E}_{\text{cov}}(\rho_L))]) = \rho_L + \hat{E}_{g'}, \quad (11)$$

where $\hat{E}_{g'}$ is the final error term.

The circuit diagram is as follows.



This scheme is closely related to the task of *reference frame alignment*, in which the group of “transversal gates” corresponds to the unknown rotation that happens between two parties, here the encoder and decoder. This is such that the channel connecting them is effectively a decoherence channel. The unknown rotation is inferred by measuring the frame (see [15, 31] for further details). Reference frame alignment can in fact be thought of as the particular case where the encoding, error and decoding are identity channels. We discuss this connection further in Supplementary material I, where we show that the error probability using the Quasi-Ideal clock is $(\ln d_C)^3/d_C^2$ — a quadratic improvement over the SWP clock, which only achieves $\propto 1/d_C$ as shown in [31].

Another question of relevance is what happens if the original encoding \mathcal{E} already had a group of transversal gates $\{V_L, V_{Co}\}$ satisfying Eq. (2). If $[V_L, U_L(g)] = 0$ and $[V_{Co}, U_{Co}(g)] = 0$ for all $g \in G$ then these gates are also transversal for \mathcal{E}_{cov} . Moreover, while these gates are not transversal for \mathcal{E}_{cov} in general, the gates $\{U_L(g')V_L U_L^\dagger(g'), U_{Co}(g')V_{Co} U_{Co}^\dagger(g')\}$, which can be viewed as merely a change of basis on the original gates, are — up to a small error $E''_{g'}$ — pairs of transversal gates on \mathcal{E}_{cov} after the reference frames have been measured and a value g' has been discerned in step 3); which is performed before decoding. See Supplementary material A for details.

2.1 Finite-sized clocks

We now detail the unitary group representations to which our results apply to. For the logical and physical spaces, we consider all compact representations of the Abelian $U(1)$ group. These can be written in the form $U_L(t) = e^{-it\hat{H}_L}$, $U_{Co}^\otimes(t) = e^{-it\hat{H}_{Co}}$ respectively, where using the shorthand $S \in \{L, Co\}$, the generators are $\hat{H}_S = \sum_{n=0}^{d_S-1} \omega h_{S,n} |n\rangle\langle n|_S$ for a d_S dimensional space, for some frequency $\omega > 0$. They

have fixed gaps but arbitrary degeneracy, so that $h_{S,n} \in \{0, 1, 2, \dots, \Delta h_S\}$ with $N \ni \Delta h_S \leq d_S$. As we will see, the performance improves as the range Δh_{Co} decreases, so in fact the best choice is a trivial generator $\hat{H}_{Co} \propto \mathbb{1}$, for which we can set $\Delta h_{Co} = 0$. As motivated by our discussion of Pauli’s findings, in this context, one can think of the group elements $U_F(g)$ as providing the dynamics of quantum clocks ρ_F where $g = t$ is time. We will therefore refer to the reference frame as a “clock” and use the labels F and C interchangeably in this context. The clock is chosen as the compact non-degenerate representation, namely $U_C(t) = e^{-it\hat{H}_C}$ with $\hat{H}_C = \sum_{r=0}^{d_C-1} \omega r |r\rangle\langle r|_C$ where $\{|r\rangle_C\}$ is an arbitrary orthonormal basis. Physically, energy gaps which are all integer multiples of ω are required to create degeneracies between systems L, Co, C. Technically, it means that the group representations on L, Co, C are compact, and that the irreps of $U_C(g)$ contain those of $U_L(g)$ and $U_{Co}(g)$. The compactness allows replacement of the integration range in Eq. (8) with $[0, T_0]$ where $T_0 = 2\pi/\omega$ is the recurrence time and the measure becomes $dg = dt/T_0$.

The main clocks we use in Eq. (8) are based upon the Quasi-Ideal clocks [21] and the SWP clocks [20]. They both share the same Hamiltonian \hat{H}_C . The definition of SWP clock states are simple, they are any one of the pure states of the Fourier-transformed basis of eigenbasis of \hat{H}_C , namely $\rho_{\text{SWP}} = |\theta_k\rangle\langle\theta_k|$ with

$$|\theta_k\rangle = \frac{1}{\sqrt{d_C}} \sum_{j=0}^{d_C-1} e^{-i2\pi nj/d_C} |j\rangle_C, \quad (12)$$

where $|\theta_k\rangle = |\theta_{k \bmod d_C}\rangle$, $k \in \mathbb{Z}$; and is referred to as the *time basis*. On the other hand, the Quasi-Ideal clock states $\rho_{\text{QI}} = |\Psi(k_1^0)\rangle\langle\Psi(k_1^0)|$ are defined as a coherent superposition of SWP clocks,

$$|\Psi(k_1^0)\rangle = \sum_{k \in \mathcal{S}_{d_C}(k_1^0)} A e^{-\frac{\pi}{\sigma^2}(k-k_1^0)^2} e^{i2\pi n_0(k-k_1^0)/d_C} |\theta_k\rangle,$$

where A is a normalization constant, $\mathcal{S}_{d_C}(k_1^0)$ is the set of d_C consecutive integers centred about $k_1^0 \in \mathbb{R}$ and $\omega n_0 \in (0, \omega d_C)$ is approximately the mean energy of the clock. k_1^0 can be thought of as an approximate initial time marked by the clock. The parameters n_0 , k_1^0 and $\sigma \in (0, d_C)$ can be tuned to our convenience.

Both the Quasi-Ideal and SWP clocks are usually associated with the same projective operators in the “time” basis, defined as

$$\hat{t}_C = \sum_{k=0}^{d_C-1} k \frac{T_0}{d_C} |\theta_k\rangle\langle\theta_k|. \quad (13)$$

When measuring individual clocks, we will do so in this time basis. When the clocks are entangled, we will use a time operator of this form but with the projectors $|\theta_k\rangle\langle\theta_k|$ replaced with non-local projectors over the multiple entangled clocks, as explained later.

For a detailed description of the measurement protocols, see Supplementary material B.

The Quasi-Ideal clock states have been shown to yield a good performance in the context of quantum control [21] and measurement of time [25]. On the other hand, in [21, 25] the SWP clocks appeared to be suboptimal. For the task at hand, we will prove that this difference of performance still occurs.

2.2 Entanglement fidelity

The figure of merit we will use for quantifying the performance of codes which cannot decode perfectly is the worst-case entanglement fidelity. Given a sequence of encoding, error and decoding which we label as the channel $\mathcal{K} : \mathcal{H}_L \rightarrow \mathcal{H}_L$, the entanglement fidelity is defined as

$$f_{\text{worst}}(\mathcal{K}) = \min_{\phi} \langle \phi | \mathcal{K} \otimes \mathcal{I}(|\phi\rangle\langle\phi|) | \phi \rangle, \quad (14)$$

where \mathcal{I} is an identity channel acting on a copy of \mathcal{H}_L , and the optimization is over all bipartite states on which the map $\mathcal{K} \otimes \mathcal{I}$ acts.⁵ Having a perfect code as those satisfying Eq. (1), is equivalent to $f_{\text{worst}}(\mathcal{K}) = 1$, which is achieved with perfect reference frames or Idealised clocks. For a justification of why this is a good measure of approximate codes, see for instance [32, 33].

The channel \mathcal{K} that we consider here is for the error correction codes $\{\mathcal{E}_{\text{cov}}, \{\mathfrak{E}_{j,q}, \tilde{\mathcal{D}}_{j,q}\}_{j,q}\}$ as described in section 2, in which we use clocks that are not idealised.

3 Results

For simplicity, we will only state our bounds to leading order in d_C, d_P, d_L, L . Here $d_P \geq d_{C_0}$ is the dimension of the physical space and L is introduced later. Except for Theorem 4, explicit bounds — not just the leading order terms — can be found in the supplementary material. Furthermore, in all theorems and corollaries in which the Quasi-Ideal clock is involved, the width σ scales logarithmically with d_C . The exact value can be found in the proofs.

Our first result covers the case in which at least one of the clocks is left untouched by erasure errors.

Theorem 1. *Consider the covariant code \mathcal{E}_{cov} in Eq. (8), with M Quasi-Ideal clocks, namely*

$$\mathcal{E}_{\text{cov}}(\cdot) = \frac{1}{T_0} \int_0^{T_0} dt \mathcal{E}_t(\cdot) \otimes U_C(t)^{\otimes M} \rho_{\text{QI}}^{\otimes M} U_C(t)^{\dagger \otimes M}, \quad (15)$$

with error channels $\{\mathfrak{E}_{j,q} = \mathfrak{E}_j \otimes \xi_q\}_{j,q}$, where $\{\xi_q\}_q$ are erasure at known locations of at most $M-1$ clocks and $\{\mathfrak{E}_j\}_j$ are the error channels for the code \mathcal{E} . Then for all $M \in \mathbb{N}^+$, and for all error correcting codes

⁵Note that it is sufficient to take an ancillary space of size d_L .

$\{\mathcal{E}, \{\mathfrak{E}_j, \mathcal{D}_j\}_j\}$, there exists decoding channels $\tilde{\mathcal{D}}_{j,q}$ for \mathcal{E}_{cov} such that the worst-case entanglement fidelity of the covariant encoding satisfies

$$f_{\text{worst}} \geq 1 - \frac{3\pi\sqrt{d_L}d_P}{4} \left(\frac{\ln^3(d_C)}{d_C} \right)^2 (\Delta h_L + \Delta h_{C_0})^2 + \mathcal{O} \left(\sqrt{d_L}d_P \frac{\ln^{3/2}(d_C)}{d_C^3} \right). \quad (16)$$

For the proof, we need to write the encoding-error-decoding scheme in the form described in supplementary material B when we have a single clock unaffected by errors. After working out the decoding protocol explicitly, we find a bound that, together with the results on the entanglement fidelity of supplementary material C allows us to derive the Theorem in supplementary material D, after choosing $\sigma = \ln^3(d_C)$ for the single clock we measure.

In order to study the role that the different resources play in the current scheme, consider the following definitions. We call a clock state $\rho_{\text{inc}} \in \mathcal{S}(\mathcal{H}_L)$, with time operator \hat{t}_C and unitary group representation $\{U_C(t)\}_{t \in \mathbb{R}}$, *t-incoherent* if there exists a state in its periodic orbit which commutes with the time operator, namely if there exists $t_0 \in \mathbb{R}$ such that

$$[U_C(t_0)\rho_{\text{inc}}U_C^\dagger(t_0), \hat{t}_C] = 0, \quad (17)$$

where \hat{t}_C is the operator used in step 3) to measure the clock.⁶ Conversely, clock states which are not *t-incoherent* are called *t-coherent*.

Observe that if one can construct the code \mathcal{E} and decoders \mathcal{D}_j , then for a given initial clock state $\rho_C^{(M)}$, in order to construct the covariant code \mathcal{E}_{cov} in Eq. (8), one needs to be able to apply the transversal gates to the clock and code \mathcal{E} , and create classical correlations (a separable state) between them. For the decoders $\tilde{\mathcal{D}}_j$, the only additional resource required to apply them is the ability to measure the clocks projectively in the time basis. The ability to perform such operations is always required for the construction of any error correction code $\{\mathcal{E}_{\text{cov}}, \{\mathfrak{E}_{j,q}, \tilde{\mathcal{D}}_{j,q}\}_{j,q}\}$. In the case of *t-incoherent* clocks, the initial clock state $\rho_C^{(M)}$ can then easily be constructed by simply measuring any state on the clock Hilbert space and applying the appropriate traversal gate. However, in the case that the initial clock state $\rho_C^{(M)}$ is *t-coherent* (such as in the case of Quasi-Ideal clock states in Theorem 1), one cannot construct it with any of the above mentioned operations since they do not allow for the creation of the necessary coherence (that is, with respect to the basis of \hat{t}_C). Therefore, from a resource-theoretic standpoint, it is interesting to characterise how good codes can be if they only use *t-incoherent* clocks:

⁶Note that in the case of time operators which are not projective POVMs, *t-incoherent* clocks can still be defined by replacing \hat{t}_C by the 1st moment operator of the POVM. We do not need to consider such generalisations here however.

Theorem 2. Consider the covariant code \mathcal{E}_{cov} in Eq. (8), with one d_C dimensional t -incoherent clock ρ_{inc} , with time operator \hat{t}_C defined in Eq. (13),

$$\mathcal{E}_{\text{cov}}(\cdot) = \frac{1}{T_0} \int_0^{T_0} dt \mathcal{E}_t(\cdot) \otimes U_C(t) \rho_{\text{inc}} U_C^\dagger(t). \quad (18)$$

Allow for no errors on the clock, $\{\mathfrak{E}_{j,q} = \mathfrak{E}_j \otimes \xi_q = \mathfrak{E}_j \otimes \mathcal{I}\}_{j,q}$. Then for all error correcting codes $\{\mathcal{E}, \{\mathfrak{E}_j, \mathcal{D}_j\}_j\}$, the entanglement fidelity that can be achieved is upper bounded by

$$f_{\text{worst}} \leq 1 - \frac{C}{d_C}, \quad (19)$$

where $C > 0$ is independent of d_C . Moreover, there exists a scheme using the Salecker-Wigner-Peres clock, $\rho_{\text{inc}} = \rho_{\text{SWP}}$ that achieves

$$f_{\text{worst}} = 1 - \frac{C^*}{d_C}, \quad (20)$$

where $C^* \geq C$ is also independent of d_C .

The full proof is shown in supplementary material E and it goes as follows: we write explicitly the state of the code after the clock has been measured, and we apply an arbitrary decoder. Then we write the entanglement fidelity explicitly and show that the error term decays at best linearly with the dimension of the clock. The performance achieved by the SWP clock is calculated by looking at the scaling of the errors in the decoding scheme of Section 2.

The setup in the above Theorem is the same as in Theorem 1 in the special case that $M = 1$ and one exchanges the Quasi-Ideal clock for a t -incoherent one. So by comparing Eqs. (16) and (19) we see that there is essentially a quadratic improvement in the scaling w.r.t. the clock dimension d_C . This demonstrates the necessity of t -coherent clock states to achieve the improved scaling in our protocols. Furthermore, in all our protocols, the final state of the clock after applying a decoder $\tilde{\mathcal{D}}_j$ is t -incoherent and thus in protocols in which the initial clock state was t -coherent, the coherence was “used up” in the process.

Interestingly, we have observed the same effective quadratic advantage by using the Quasi-Ideal clock rather than the SWP clock for the related task of reference frame alignment (See Section 2 and Supplementary material I) and ticking clocks [25].

While t -coherent clock states are necessary to achieve the improved scaling, they are clearly not sufficient. A case in point are clock states which are incoherent in the energy basis. Indeed, by inverting Eq. (12) one observes that they are t -coherent yet since they do not evolve in time are useless for this task.

Changing the width σ of the Quasi-Ideal clock state allows one to understand these differences better. The uncertainty in both the energy and time basis, denoted ΔE and Δt respectively, satisfy $\Delta E \Delta t = 1/2$

to leading order in d_C for all Quasi-Ideal clock states. They are thus approximately minimum uncertainty states. By changing the value of $\sigma/\sqrt{d_C}$ from small to large one can achieve the limiting cases of a time eigenstate $\Delta E \gg \Delta t$, and an energy eigenstate $\Delta E \ll \Delta t$. Eq. (16) in Theorem 1 corresponds to the optimal value of $\sigma = \ln^3(d_C)$, which corresponds to states which are time squeezed ($\Delta E \geq \Delta t$), but not by too much — the states do not become (t -incoherent) time eigenstates. On the other hand, Quasi-Ideal clock states which are energy squeezed ($\Delta E \leq \Delta t$), yield an entanglement fidelity f_{worst} which scales with d_C even worse than t -incoherent states. In-between, one finds the non squeezed ($\Delta E = \Delta t$) Quasi-Ideal states which have the same d_C^{-1} scaling as the t -incoherent SWP clock.

The latter Quasi-Ideal clock states behave analogously to “classical” coherent states — their expectation values in the time and energy bases oscillate like simple harmonic oscillators, and they minimize the Heisenberg uncertainty with equal uncertainty in each basis. However, the analogy ends here. The time squeezed Quasi-Ideal clock states *remain* time squeezed under the application of $U_C(t)$ for all $t \in \mathbb{R}$, while squeezed coherent states in one quadrature (e.g. position) become squeezed in the complementary quadrature (e.g. momentum) under evolution of its Hamiltonian — broadening in the initial quadrature basis. Intuitively, this is expected to be an important difference between squeezed coherent states and squeezed Quasi-Ideal clock states, at least regarding the present task. This is because good decoding maps would require the states to be squeezed during the entire periodic orbit in the basis in which they are measured in step 3) of the decoding protocol.

We also find a significant improvement to the entanglement fidelity when one has access to a larger number of clocks. To achieve it, we embed a large entangled clock within the Hilbert space of $L \in \mathbb{N}^+$ smaller ones, effectively creating a clock of dimension $d(L) := L(d_C - 1) + 1$.

Theorem 3. Given a covariant error correction code $\{\mathcal{E}_{\text{cov}}, \{\mathfrak{E}_{j,q}, \tilde{\mathcal{D}}_{j,q}\}_{j,q}\}$ as described in section 2, with entanglement fidelity $f(d_C) \leq f_{\text{worst}} \leq f'(d_C)$ in which a single $d_C \in \mathcal{S}_N \subseteq \mathbb{N}^+$ dimensional clock is used, there exists another covariant error correction code with the same error channels $\{\mathfrak{E}_{j,q}\}_{j,q}$ in which L clocks of dimension d_C are entangled, such that $f(L(d_C - 1) + 1) \leq f_{\text{worst}} \leq f'(L(d_C - 1) + 1)$, for all $L, d_C \in \mathbb{N}^+$, s.t. $L(d_C - 1) + 1 \in \mathcal{S}_N$.

The embedding needed for this theorem leads naturally to an entangled discrete Fourier transform basis on the Hilbert space of L clocks

$$|\theta_k(L)\rangle = \frac{1}{\sqrt{d(L)}} \sum_{n=0}^{d(L)} e^{-i2\pi n k/d(L)} |E_{n,1}\rangle, \quad (21)$$

where $|E_{n,1}\rangle$ are a non-degenerate set of L eigenvectors of the generator $\bigoplus_{i=1}^L \hat{H}_C$ ⁷ (see supplementary material F for details).

When this embedding is applied to the SWP clock and Quasi-Ideal clock, it gives rise to a L -site SWP Entangled clock state, $\rho_{\text{SWPE},L} = |\theta_k(L)\rangle\langle\theta_k(L)|$ and an L -site Quasi-Ideal Entangled clock, $\rho_{\text{QIE},L} = |\Psi^L(k_1^0)\rangle\langle\Psi^L(k_1^0)|$,

$$|\Psi^L(k_1^0)\rangle = \sum_{k \in \mathcal{S}_{d(L)}(k_1^0)} A e^{-\frac{\pi}{\sigma^2}(k-k_1^0)^2} e^{i2\pi n_0 \frac{(k-k_1^0)}{d(L)}} |\theta_k(L)\rangle,$$

with the new time operator,

$$\hat{t}_C(L) = \sum_{k=0}^{d_C-1} k \frac{T_0}{d_C} |\theta_k(L)\rangle\langle\theta_k(L)|. \quad (22)$$

The combination of Theorem 3 with Theorems 1, 2, yields an important corollary:

Corollary 1. *Consider the setup in Theorem 1, but with M L -site Quasi-Ideal Entangled clocks $\rho_{\text{QIE},L}^{\otimes M}$, rather than M Quasi-Ideal clocks and the erasure now being on at most $M-1$ of the L -site Quasi-Ideal Entangled clocks. The worst-case entanglement fidelity of the covariant encoding now satisfies*

$$f_{\text{worst}} \geq 1 - \frac{3\pi\sqrt{d_L}d_P}{4} \left(\frac{\ln^3(L d_C)}{L d_C} \right)^2 (\Delta h_L + \Delta h_{C_0})^2 + \mathcal{O} \left(\sqrt{d_L}d_P \frac{\ln^{3/2}(L d_C)}{(L d_C)^3} \right). \quad (23)$$

Similarly, consider the setup in Theorem 2, but with a d_C dimensional t -incoherent clock state $\rho_{\text{inc},L}$, with a time operator $\hat{t}_C(L)$, rather than a SWP clock with time operator \hat{t}_C . The worst-case entanglement fidelity of the covariant encoding now satisfies

$$f_{\text{worst}} \leq 1 - \frac{C}{L d_C}, \quad (24)$$

where C is independent of d_C , L ; and equality is obtained for the L -site SWP Entangled clock $\rho_{\text{SWPE},L}$.

If one compares the scaling with the number of copies L in Eqs. (23),(24) one finds effectively a quadratic advantage in the case of the t -coherent states. The difference in scaling between the two cases is the same as that found in metrology when comparing the classical shot noise scaling with the quantum Heisenberg scaling [34].

The bound Eq. (23) in Corollary 1 effectively saturates the upper bound derived in [26], which is proven to hold for all covariant error correction codes generated by isometries. Applying it to our constructions, it takes the form

$$f_{\text{worst}} \leq 1 - \frac{\Delta h_L^2}{16(\Delta h_{C_0} + L d_C)^2}. \quad (25)$$

⁷The symbol \bigoplus denotes the Kronecker sum.

For the details about how this inequality follows from the results of [26] see Supplementary material G.⁸

If we keep the code parameters $\Delta h_{C_0}, \Delta h_L, d_P, d_L$ fixed and scale up the clock size and the number of clocks, the combination of lower and upper bounds Eqs. 23, 25 prove that our construction achieves an optimal scaling with both the dimension of the clock d_C and the number of them L , up to the logarithmic factors. Furthermore, this proves that the bound is tight for all choices of $\{\mathcal{E}, \{\mathfrak{E}_j, \mathcal{D}_j\}_j\}$.

So far we have only considered erasure errors at known locations on the clock. However, what if one cannot detect where the error occurred without damaging the code? This is the case in the most elementary error correcting codes. If one has many clocks and the error occurs with an approximately uniform error probability distribution over the clock locations, one simple approach would be to choose one of the clocks, erase the other clocks, and perform error correction with this clock. If the probability of the error occurring on this clock is low, then this would work well on average. However, this approach is wasteful since it does not use the encoded information in the other clocks and requires a low probability of error on a particular clock. Now we will investigate how well we can recover in the case of unknown phase errors at unknown locations which also works well for a small number of clocks. Consider the case in which one clock (or an entangled block of L clocks in the sense of Theorem 3) whose location is unknown has a random phase applied to it (i.e. an unknown group element $U_C^{\otimes L}(t_{\text{ph}})$, $t_{\text{ph}} \in \mathbb{R}$). We call this a 2-unknown phase error and denote it $\xi_{\text{ph},q}(t_{\text{ph}})$, where $q \in \mathbb{N}$ and $t_{\text{ph}} \in \mathbb{R}$ are the unknown site location and phase respectively. The following result shows that such errors are correctable up to an arbitrarily small error.

Theorem 4. *Consider the covariant code \mathcal{E}_{cov} in Eq. (8), with 3 blocks of L -site Quasi-Ideal Entangled clocks, namely*

$$\mathcal{E}_{\text{cov}}(\cdot) = \frac{1}{T_0} \int_0^{T_0} dt \mathcal{E}_t(\cdot) \otimes U_C(t)^{\otimes 3L} \rho_{\text{QIE},L}^{\otimes 3} U_C(t)^{\dagger \otimes 3L}, \quad (26)$$

with error channels $\{\mathfrak{E}_{j,q} = \mathfrak{E}_j \otimes \xi_{\text{ph},q}(t_{\text{ph}})\}_{j,q}$, $q \in 1, 2, 3$ where $\{\mathfrak{E}_j\}_j$ are the error channels for the code \mathcal{E} , and $\xi_{\text{ph},q}$ is a 2-unknown phase error acting on one of the three L -site Quasi-Ideal Entangled clocks, $\rho_{\text{QIE},L}$. Then for all $L \in \mathbb{N}^+$, $q \in \{1, 2, 3\}$, $t_{\text{ph}} \in \mathbb{R}$ and error correcting codes $\{\mathcal{E}, \{\mathfrak{E}_j, \mathcal{D}_j\}_j\}$, there exists a decoding channel $\hat{\mathcal{D}}_j$ for \mathcal{E}_{cov} , which is independent of the unknown block q and phase t_{ph} , such that

$$f_{\text{worst}} \geq 1 - \sqrt{d_L}d_P \frac{10\pi(\Delta h_L + \Delta h_{C_0})}{\sqrt{3}} \frac{\ln^7(L d_C)}{L d_C} + \mathcal{O} \left(\sqrt{d_L}d_P \frac{\ln^{11}(L d_C)}{(L d_C)^2} \right). \quad (27)$$

⁸Note that the extra additive factor Δh_P in Eq. (25) is to be expected since the code \mathcal{E} could itself contain a clock.

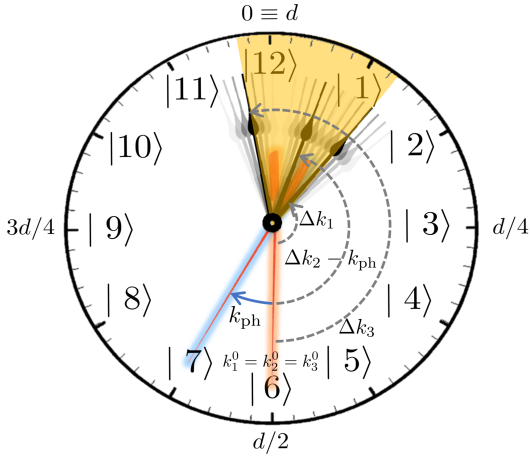


Figure 1: **Illustration of 3 clocks superimposed with a 2-unknown phase error.** All clocks are set to have the same initial time, $k_1^0 = k_2^0 = k_3^0$ (red glowing hand). The three measurement outcomes of the three clocks (black hands) attain similar values with high probability. The yellow shaded region represents possible values of k_α for this example, where $k_\alpha = g'(d_C - 1)/(2\pi T_0)$, and g' is described in step 3) of the decoding protocol in Section 2. An unknown phase error occurs on an unknown clock (for the purpose of illustration, this is the 2nd clock). It has the effect of shifting the initial time of the 2nd clock by an unknown amount k_{ph} . The apparent elapsed times are $\Delta t_1 = 2\pi(k_1 - k_1^0)T_0/(d_C - 1)$, $\Delta t_2 = 2\pi(k_2 - k_2^0 - k_{ph})T_0/(d_C - 1)$, $\Delta t_3 = 2\pi(k_3 - k_3^0)T_0/(d_C - 1)$, however, due to the 2-unknown phase error, Δt_2 will give the incorrect prediction. Nevertheless, in this example, the phase error is small and no correction is needed.

This result extends trivially to the more general case in which one has M blocks (rather than 3) of L -site Quasi-Ideal Entangled clocks in the covariant code and has erasure errors at up to $M - 3$ known locations, and the 2-unknown phase error on one of the 3 blocks of the remaining copies. See supplementary material H for proof.

To gain an intuitive picture of how the protocol works, it is best to consider the case $L = 1$ (the general L case is then a direct consequence of Theorem 3). For $L = 1$ the protocol is similar to our previous ones: we measure the 3 clocks locally in the time basis, and based upon the information from the 3 measurement outcomes, we calculate a time $g' = t'$ [step 3)] and apply a corresponding decoding map $\bar{D}_{j,t'}$ [step 4)] on the physical space. Due to the classical correlations between the code and clocks, the outcomes of the 3 clocks are correlated. This is such that, if there were no 2-unknown phase errors, the clocks would all indicate approximately the same “elapsed time” and one could correct the code up to an error of order Eq. (27) with the knowledge of only one of the 3 measurement outcomes. However, when a phase error occurs in the q^{th} clock, its initial time k_q^0 shifts by an unknown phase, making it an unknown variable and the reported elapsed time by the clock measure-

ment of the q^{th} clock, is thus incorrect. Since the value of q is also unknown, one cannot simply ignore the corresponding measurement outcome, so our protocol is to order the three measured elapsed times in ascending order and apply a unitary corresponding to the elapsed time which is neither the smallest nor the largest out of the three. There are two possibilities: 1) there was no phase error on this clock, in which case the marked elapsed time is approximately correct. In this case, the phase error could have been large. 2) the phase error occurred on this clock. In this case, the phase error must have been small, since the (incorrect) measured elapsed time is upper and lower bounded by that of the other two clocks (which must both be correct, since there is at most one 2-unknown phase error). This corresponds to the case of Fig. 1.

This processing of the measurement outcomes is very closely related to majority voting used in a classical repetition code. Here the main difference is that the outcomes of the clocks are not binary and are unlikely to agree exactly.

Note how our protocol does not rely on any assumptions about the probability distributions over blocks $q = 1, 2, 3$ and phases $t_{ph} \in \mathbb{R}$ over which the 2-unknown phase error occurs. However, if one does assume that the probability of the 2-unknown phase error $\xi_{ph,q}(t_{ph})$ is small and allows for an arbitrary number of 2-unknown phase errors to occur in an independent and identically distributed manner, then the above protocol will also work with high fidelity since the probability of two or more phase errors occurring on two or three clocks will be very small.

Finally, what about infinite dimensional covariant codes of finite energy? We leave the motivation to the Outlook (Section 4) and state our conclusions here. One can embed our finite dimensional clock into an infinite dimensional space, and express d_C in terms of the mean energy of the clock, denoted $\langle \hat{H}_C \rangle$. For all the clocks considered here, this corresponds to the mapping

$$d_C \mapsto 2\langle \hat{H}_C \rangle / \omega + 1, \quad (28)$$

(up to additive higher order corrections in $\langle \hat{H}_C \rangle$, for the case of Quasi-Ideal clocks). Our theorems and corollary; when framed in this context, provide bounds as a function of energy for how well the errors on covariant codes can be corrected. In this context, due to the infinite dimensions of the physical space, the Eastin-Knill no-go theorem does not apply, so in principle one could have perfect covariant error correcting codes. However, as we have seen in Section 2, due to the insights of Pauli, covariant error correcting codes based on reference frames can only be decodable without errors (i.e. $f_{\text{worst}} = 1$) iff they use Idealised clocks which necessitate infinite energy. We conjecture that this is true in general. Specifically, that all error correcting codes which are covariant w.r.t. any faithful representation of a non-trivial Lie group,

necessitate infinite energy. This would be an extension of the Eastin-Knill no-go theorem since all finite dimensional systems have finite energy but not vice-versa.

4 Outlook

Given any error correcting code, we have seen how to construct simple classes of approximate codes in which compact $U(1)$ groups can be implemented transversally. We study a specific scheme using Quasi-Ideal clocks [21] that saturates optimal bounds, explore the performance of alternative schemes, and also extend to an error model beyond errors at *known* locations. The present codes are based on the task of reference frame alignment, which has been studied quite extensively [15] and also formalized within the resource theory of asymmetry [35, 36], which we hope will be of further use in the context of error correction [1, 26]. Furthermore, since the clocks need to be measured projectively in our protocols, a preferred basis naturally arises and necessary conditions w.r.t. this basis for a quadratic advantage are identified.

An obvious extension of our results is to groups beyond $U(1)$. This requires the construction of more involved reference frames, such as finite-sized quantum “gyroscopes” (for the case of $SU(2)$). We hope that our techniques may serve as a starting point for generalising the results found here in this direction — perhaps together with the construction of approximate frames for general groups from [31].

An important question is to understand and characterize the sort of error models and implementations for which the present scheme is adequate. We have mostly explored the case of erasure errors at known locations, and a type of dephasing errors on the clocks at unknown locations. While these are quite natural error models, it may well be that with more involved schemes of codes involving clocks, other types of errors can be dealt with.

Also, the results of [26] show tight bounds that cannot be overcome only for erasure errors at known locations, and it would be interesting to know if their bounds are also tight for other error models. We suspect that the error scaling in Theorem 4 is optimal, even though it is only as good as that of the t -incoherent clock states when the error model was that of erasure at known locations. Intuitively, the limiting factor in this case is that the 3 blocks of clocks are only classically correlated (separable states). While one can easily construct entangled counterparts, it is not clear how this can help when the errors occur over the unknown blocks.

One key point to be determined is whether the error bounds shown here, even if they are essentially optimal, are not too large to be useful in practice for some type of architecture. In the case of Theorem 1 and Corollary 1, explicit bounds on the entangle-

ment fidelity f_{worst} for finite d_C have been derived in the supplementary material which can be evaluated numerically for experimentally feasible parameters. Were this the case, we would hope that the reference frames used here might be useful in some near-term applications of quantum technologies in which error correction has started playing a role, such as quantum metrology [37–39]. In particular, given Eq. (25), the Quasi-Ideal clock states appear to be almost optimally distinguishable along a whole $U(1)$ orbit. This suggests that a setting like that of Theorem 4 could be of use in the construction of a metrological scheme aiming to determine unknown parameters (such as the time t of the operator $U_C(t)$).

Covariant infinite dimensional error correcting codes are also of interest. Perhaps most prominently is the example of the hypothesized AdS/CFT duality between quantum gravity in asymptotically AdS space (known as the bulk) and a conformal field theory on the boundary, where the theory on the bulk and boundary are related via quantum error correcting codes [40]. Specifically, the bulk constitutes the logical space while the boundary is the physical/code space. Global symmetries in the bulk should correspond to symmetries on the boundary which conserve the local structure of the theory — in a similar spirit to how transversal gates act globally in the logical space while locally in the physical space [c.f. Eq. (3)]. It is argued that variants of the Eastin-Knill no-go theorem have important interpretations in AdS/CFT: all global symmetries in the bulk (both continuous and discrete) are ruled out, since their existence would be in contradiction with the structure of the correspondence⁹ [41, 42]. A related issue is time dynamics which is given by a $U(1)$ symmetry with representations $e^{-it\hat{H}_{\text{blk}}}$ and $e^{-it\hat{H}_{\text{bdy}}}$ for Hamiltonians \hat{H}_{blk} , \hat{H}_{bdy} on the bulk and boundary respectively. Often \hat{H}_{blk} , \hat{H}_{bdy} are quasi-local and thus the corresponding $U(1)$ group action has to also preserve this local structure. An approximate $U(1)$ covariant code with these properties for finite dimensional Hamiltonians has been developed in [43] using techniques from [44]. By choosing the number of code blocks to be one i.e. $K = 1$, our protocols allow for such bulk-boundary time dynamics covariance for arbitrary (e.g. quasi-local) finite dimensional Hamiltonians on \mathcal{H}_L and \mathcal{H}_{C_0} . An open question is whether further work may allow for clocks with interacting quasi-local Hamiltonians too.

Since both theories of the duality are infinite-dimensional but of finite energy locally, further quantitative variants of the Eastin-Knill no-go theorem for infinite dimensional physical spaces, seem more ap-

⁹Local CFT operators acting on a spatial region R in the boundary, can only access information in a limited region in the bulk via *entanglement wedge reconstruction*. This is incompatible with the existence of charged localised objects in the bulk.

propriate (for instance, by taking into account the “average energy density” of the code space). Our results suggest that given sufficient energy, the preservation of local symmetries in the boundary is at least approximately possible.

Finally, it is worth noting that the extension of a physical Hilbert space by including clocks has been proposed in a different context before. The aim of the Wheeler-DeWitt equation is to describe a time-static theory of quantum gravity in which locally one finds dynamics [45]. This motivated the Page-Wootters mechanism for describing how a quantum clock can allow for time evolution to follow from a static universe using Idealised clocks [46]. In supplementary material J we show that when the logical space has the trivial group representation of the $U(1)$ symmetry, our formalism is an example of an approximate Page-Wootters mechanism where the approximation comes from using non Idealised clocks.

Note on Related Work: Around the time this work was being developed, it was realized by the authors that a complementary approach to characterizing how well the Eastin-Knill no-go theorem can be circumvented by allowing for a small error, was being developed independently by the authors of [26]. We thank them for their community spirit.

Acknowledgements

We thank useful conversations with Benjamin Brown, Philippe Faist, Daniel Harlow, Tamara Kohler and Rob Spekkens. This work was initiated at QIP 2018 hosted by QuTech at Delft University of Technology. M.P.W. acknowledges funding from the Swiss National Science Foundation (AMBIZIONE Fellowship PZ00P2.179914) in addition to the NCCR QSIT. This research was supported in part by Perimeter Institute for Theoretical Physics. Research at Perimeter Institute is supported by the Government of Canada through the Department of Innovation, Science and Economic Development and by the Province of Ontario through the Ministry of Research, Innovation and Science.

References

- [1] Patrick Hayden, Sepehr Nezami, Sandu Popescu, and Grant Salton. Error correction of quantum reference frame information. *ArXiv:1709.04471*, 2017. URL <https://arxiv.org/abs/1709.04471>.
- [2] Bei Zeng, Andrew Cross, and Isaac L Chuang. Transversality versus universality for additive quantum codes. *IEEE Trans. Inf. Theory*, 57(9):6272–6284, 2011. DOI: [10.1109/TIT.2011.2161917](https://doi.org/10.1109/TIT.2011.2161917).
- [3] Sergey Bravyi and Robert König. Classification of topologically protected gates for local stabilizer codes. *Phys. Rev. Lett.*, 110(17):170503, 2013. DOI: [10.1103/PhysRevLett.110.170503](https://doi.org/10.1103/PhysRevLett.110.170503).
- [4] Fernando Pastawski and Beni Yoshida. Fault-tolerant logical gates in quantum error-correcting codes. *Phys. Rev. A*, 91(1):012305, 2015. DOI: [10.1103/PhysRevA.91.012305](https://doi.org/10.1103/PhysRevA.91.012305).
- [5] Tomas Jochym-O’Connor, Aleksander Kubica, and Theodore J Yoder. Disjointness of stabilizer codes and limitations on fault-tolerant logical gates. *Phys. Rev. X*, 8(2):021047, 2018. DOI: [10.1103/PhysRevX.8.021047](https://doi.org/10.1103/PhysRevX.8.021047).
- [6] Benjamin J Brown, Daniel Loss, Jiannis K Pachos, Chris N Self, and James R Wootton. Quantum memories at finite temperature. *Rev. Mod. Phys.*, 88(4):045005, 2016. DOI: [10.1103/RevModPhys.88.045005](https://doi.org/10.1103/RevModPhys.88.045005).
- [7] Bryan Eastin and Emanuel Knill. Restrictions on transversal encoded quantum gate sets. *Phys. Rev. Lett.*, 102(11):110502, 2009. DOI: [10.1103/PhysRevLett.102.110502](https://doi.org/10.1103/PhysRevLett.102.110502).
- [8] Sergey Bravyi and Alexei Kitaev. Universal quantum computation with ideal clifford gates and noisy ancillas. *Phys. Rev. A*, 71(2):022316, 2005. DOI: [10.1103/PhysRevA.71.022316](https://doi.org/10.1103/PhysRevA.71.022316).
- [9] Emanuel Knill, Raymond Laflamme, and W Zurek. Threshold accuracy for quantum computation. *ArXiv:quant-ph/9610011*, 1996. URL <https://arxiv.org/abs/quant-ph/9610011>.
- [10] Héctor Bombín and Miguel Ángel Martín-Delgado. Topological computation without braiding. *Physical review letters*, 98(16):160502, 2007. DOI: [10.1103/PhysRevLett.98.160502](https://doi.org/10.1103/PhysRevLett.98.160502).
- [11] Adam Paetznick and Ben W Reichardt. Universal fault-tolerant quantum computation with only transversal gates and error correction. *Phys. Rev. Lett.*, 111(9):090505, 2013. DOI: [10.1103/PhysRevLett.111.090505](https://doi.org/10.1103/PhysRevLett.111.090505).
- [12] Tomas Jochym-O’Connor and Raymond Laflamme. Using concatenated quantum codes for universal fault-tolerant quantum gates. *Phys. Rev. Lett.*, 112(1):010505, 2014. DOI: [10.1103/PhysRevLett.112.010505](https://doi.org/10.1103/PhysRevLett.112.010505).
- [13] Héctor Bombín. Gauge color codes: optimal transversal gates and gauge fixing in topological stabilizer codes. *New J. Phys.*, 17(8):083002, 2015. DOI: [10.1088/1367-2630/17/8/083002](https://doi.org/10.1088/1367-2630/17/8/083002).
- [14] Theodore J Yoder, Ryuji Takagi, and Isaac L Chuang. Universal fault-tolerant gates on concatenated stabilizer codes. *Phys. Rev. X*, 6(3):031039, 2016. DOI: [10.1103/PhysRevX.6.031039](https://doi.org/10.1103/PhysRevX.6.031039).
- [15] Stephen D Bartlett, Terry Rudolph, and Robert W Spekkens. Reference frames, superselection rules, and quantum information.

- Rev. Mod. Phys.*, 79(2):555, 2007. DOI: [10.1103/RevModPhys.79.555](https://doi.org/10.1103/RevModPhys.79.555).
- [16] Wolfgang Pauli. *Handbuch der Physik*. Springer, Berlin, 24:83 – 272, 1933. DOI: [10.1007/978-3-642-52619-0_2](https://doi.org/10.1007/978-3-642-52619-0_2).
- [17] Wolfgang Pauli. *Encyclopedia of Physics*. Springer, Berlin, 1:60, 1958.
- [18] John C. Garrison and Jack Wong. Canonically conjugate pairs, uncertainty relations, and phase operators. *J. Math. Phys.*, 11(8):2242–2249, Aug 1970. DOI: [10.1063/1.1665388](https://doi.org/10.1063/1.1665388).
- [19] Helmut Salecker and EP Wigner. Quantum limitations of the measurement of space-time distances. *Phys. Rev.*, 109(2):571, 1958. DOI: [10.1103/PhysRev.109.571](https://doi.org/10.1103/PhysRev.109.571).
- [20] Asher Peres. Measurement of time by quantum clocks. *American Journal of Physics*, 48(7):552–557, 1980. DOI: [10.1119/1.12061](https://doi.org/10.1119/1.12061).
- [21] Mischa P. Woods, Ralph Silva, and Jonathan Oppenheim. Autonomous Quantum Machines and Finite-Sized Clocks. *Annales Henri Poincaré*, Oct 2018. ISSN 1424-0661. DOI: [10.1007/s00023-018-0736-9](https://doi.org/10.1007/s00023-018-0736-9).
- [22] Vladimir Bužek, Radoslav Derka, and Serge Massar. Optimal quantum clocks. *Phys. Rev. Lett.*, 82:2207–2210, Mar 1999. DOI: [10.1103/PhysRevLett.82.2207](https://doi.org/10.1103/PhysRevLett.82.2207).
- [23] Paul Erker, Mark T. Mitchison, Ralph Silva, Mischa P. Woods, Nicolas Brunner, and Marcus Huber. Autonomous quantum clocks: Does thermodynamics limit our ability to measure time? *Phys. Rev. X*, 7:031022, Aug 2017. DOI: [10.1103/PhysRevX.7.031022](https://doi.org/10.1103/PhysRevX.7.031022). URL <https://link.aps.org/doi/10.1103/PhysRevX.7.031022>.
- [24] Sandra Ranković, Yeong-Cherng Liang, and Renato Renner. Quantum clocks and their synchronisation - the alternate ticks game. *ArXiv:1506.01373v1*, 2015. URL <https://arxiv.org/abs/1506.01373>.
- [25] Mischa P Woods, Ralph Silva, Gilles Pütz, Sandra Stupar, and Renato Renner. Quantum clocks are more accurate than classical ones. *ArXiv:1806.00491*, 2018. URL <https://arxiv.org/abs/1806.00491>.
- [26] Philippe Faist, Sepehr Nezami, Victor V. Albert, Grant Salton, Fernando Pastawski, Patrick Hayden, and John Preskill. Continuous symmetries and approximate quantum error correction. *ArXiv:1902.07714*, 2019. URL <https://arxiv.org/abs/1902.07714>.
- [27] José T. Lunardi, Luiz A. Manzonni, and Andrew T. Nystrom. Salecker Wigner Peres clock and average tunneling times. *Phys. Lett. A*, 375(3):415 – 421, 2011. ISSN 0375-9601. DOI: [10.1016/j.physleta.2010.11.055](https://doi.org/10.1016/j.physleta.2010.11.055).
- [28] Dmitri Sokolovski. Salecker-wigner-peres clock, feynman paths, and a tunneling time that should not exist. *Phys. Rev. A*, 96:022120, Aug 2017. DOI: [10.1103/PhysRevA.96.022120](https://doi.org/10.1103/PhysRevA.96.022120).
- [29] Marcos Calçada, José T. Lunardi, and Luiz A. Manzonni. Salecker-Wigner-Peres clock and double-barrier tunneling. *Phys. Rev. A*, 79:012110, Jan 2009. DOI: [10.1103/PhysRevA.79.012110](https://doi.org/10.1103/PhysRevA.79.012110).
- [30] Nicolas Teeny, Christoph H. Keitel, and Heiko Bauke. Salecker-Wigner-Peres quantum clock applied to strong-field tunnel ionization. *ArXiv:1608.02854*, Aug 2016. URL <http://arxiv.org/abs/1608.02854>.
- [31] Stephen D Bartlett, Terry Rudolph, Robert W Spekkens, and Peter S Turner. Quantum communication using a bounded-size quantum reference frame. *New J. Phys.*, 11(6):063013, 2009. DOI: [10.1088/1367-2630/11/6/063013](https://doi.org/10.1088/1367-2630/11/6/063013).
- [32] Emanuel Knill and Raymond Laflamme. Theory of quantum error-correcting codes. *Phys. Rev. A*, 55(2):900, 1997. DOI: [10.1103/PhysRevA.55.900](https://doi.org/10.1103/PhysRevA.55.900).
- [33] Michael A Nielsen. The entanglement fidelity and quantum error correction. *ArXiv: quant-ph/9606012*, 1996. URL <https://arxiv.org/abs/quant-ph/9606012>.
- [34] Vittorio Giovannetti, Seth Lloyd, and Lorenzo Maccone. Advances in quantum metrology. *Nat. Photonics*, 5(222), Mar 2011. DOI: [10.1038/nphoton.2011.35](https://doi.org/10.1038/nphoton.2011.35).
- [35] Iman Marvian Mashhad. Symmetry, asymmetry and quantum information. *PhD thesis, University of Waterloo*, 2012. URL <http://hdl.handle.net/10012/7088>.
- [36] Iman Marvian and Robert W Spekkens. Extending noether’s theorem by quantifying the asymmetry of quantum states. *Nat. Commun.*, 5, 2014. DOI: [10.1038/ncomms4821](https://doi.org/10.1038/ncomms4821).
- [37] Rafał Demkowicz-Dobrzański, Jan Czakowski, and Pavel Sekatski. Adaptive quantum metrology under general markovian noise. *Phys. Rev. X*, 7(4):041009, 2017. DOI: [10.1103/PhysRevX.7.041009](https://doi.org/10.1103/PhysRevX.7.041009).
- [38] Sisi Zhou, Mengzhen Zhang, John Preskill, and Liang Jiang. Achieving the heisenberg limit in quantum metrology using quantum error correction. *Nat. Commun.*, 9(1):78, 2018. DOI: [10.1038/s41467-017-02510-3](https://doi.org/10.1038/s41467-017-02510-3).
- [39] David Layden, Sisi Zhou, Paola Cappellaro, and Liang Jiang. Ancilla-free quantum error correction codes for quantum metrology. *Physical review letters*, 122(4):040502, 2019. DOI: [10.1103/PhysRevLett.122.040502](https://doi.org/10.1103/PhysRevLett.122.040502).
- [40] Ahmed Almheiri, Xi Dong, and Daniel Harlow. Bulk locality and quantum error correction in AdS/CFT. *J. High Energy Phys.*, 2015(4):163, Apr 2015. ISSN 1029-8479. DOI: [10.1007/JHEP04\(2015\)163](https://doi.org/10.1007/JHEP04(2015)163).
- [41] Daniel Harlow and Hiroshi Ooguri. Constraints on

- symmetries from holography. *Physical review letters*, 122(19):191601, 2019. DOI: [10.1103/PhysRevLett.122.191601](https://doi.org/10.1103/PhysRevLett.122.191601).
- [42] Daniel Harlow and Hiroshi Ooguri. Symmetries in quantum field theory and quantum gravity. *ArXiv:1810.05338*, Oct 2018. URL <http://arxiv.org/abs/1810.05338>.
- [43] Tamara Kohler and Toby Cubitt. Toy models of holographic duality between local hamiltonians. *Journal of High Energy Physics*, 2019 (8):17, Aug 2019. ISSN 1029-8479. DOI: [10.1007/JHEP08\(2019\)017](https://doi.org/10.1007/JHEP08(2019)017).
- [44] Toby S. Cubitt, Ashley Montanaro, and Stephen Piddock. Universal quantum Hamiltonians. *Proc. Natl. Acad. Sci. U.S.A.*, 115 (38):9497–9502, 2018. ISSN 0027-8424. DOI: [10.1073/pnas.1804949115](https://doi.org/10.1073/pnas.1804949115).
- [45] Bryce S. DeWitt. Quantum theory of gravity. i. the canonical theory. *Phys. Rev.*, 160:1113–1148, Aug 1967. DOI: [10.1103/PhysRev.160.1113](https://doi.org/10.1103/PhysRev.160.1113).
- [46] Don N. Page and William K. Wootters. Evolution without evolution: Dynamics described by stationary observables. *Phys. Rev. D*, 27: 2885–2892, Jun 1983. DOI: [10.1103/PhysRevD.27.2885](https://doi.org/10.1103/PhysRevD.27.2885).
- [47] Michael M Wolf. *Quantum channels & operations: A Guided tour*. Lecture notes, July 2012. URL <https://www-m5.ma.tum.de/foswiki/pub/M5/Allgemeines/MichaelWolf/QChannelLecture.pdf>.
- [48] Vittorio Giovannetti, Seth Lloyd, and Lorenzo Maccone. Quantum time. *Phys. Rev. D*, 92:045033, Aug 2015. DOI: [10.1103/PhysRevD.92.045033](https://doi.org/10.1103/PhysRevD.92.045033).
- [49] Rodolfo Gambini, Rafael A. Porto, Jorge Pullin, and Sebastián Tortorolo. Conditional probabilities with dirac observables and the problem of time in quantum gravity. *Phys. Rev. D*, 79:041501, Feb 2009. DOI: [10.1103/PhysRevD.79.041501](https://doi.org/10.1103/PhysRevD.79.041501).
- [50] Chiara Marletto and Vlatko Vedral. Evolution without evolution and without ambiguities. *Phys. Rev. D*, 95:043510, Feb 2017. DOI: [10.1103/PhysRevD.95.043510](https://doi.org/10.1103/PhysRevD.95.043510).
- [51] Ekaterina Moreva, Giorgio Brida, Marco Gramegna, Vittorio Giovannetti, Lorenzo Maccone, and Marco Genovese. Time from quantum entanglement: An experimental illustration. *Phys. Rev. A*, 89:052122, May 2014. DOI: [10.1103/PhysRevA.89.052122](https://doi.org/10.1103/PhysRevA.89.052122).

A Compatibility with the transversal gates of \mathcal{E}

In our schemes we start with a code $\mathcal{E}(\cdot)$ which is in principle arbitrary. We can ask what happens if this code already has a group of transversal or covariant gates (possibly of finite order as granted by [7]). Does that covariance remain after the reference frame is added? Let $\{V_L, V_{Co}, V_F\}$ be an element of a representation of the group of transversal gates of \mathcal{E} on the logical, physical and reference frame spaces. Thus:

$$\mathcal{E}(V_L(\cdot)V_L^\dagger) = V_{Co}^{\otimes K} \mathcal{E}(\cdot) V_{Co}^{\dagger \otimes K}, \quad (29)$$

where \otimes_K represents the tensor product structure of the physical space of \mathcal{E} . Does the same symmetry hold for \mathcal{E}_{cov} ? Let us write

$$\mathcal{E}_{cov}(V_L(\cdot)V_L^\dagger) = \int_G dg \mathcal{E}_g(V_L(\cdot)V_L^\dagger) \otimes U_F(g)^{\otimes M} \rho_C^{(M)} U_F(g)^{\dagger \otimes M}, \quad (30)$$

whereas we have, on the other hand

$$(V_{Co}^{\otimes K} \otimes V_F) \mathcal{E}_{cov}(\cdot) (V_{Co}^{\dagger \otimes K} \otimes V_F^\dagger) = \int_G dg V_{Co}^{\otimes K} \mathcal{E}_g(\cdot) V_{Co}^{\dagger \otimes K} \otimes V_F(U_F(g)^{\otimes M} \rho_C^{(M)} U_F(g)^{\dagger \otimes M}) V_F^\dagger, \quad (31)$$

It is clear that Eqs. (30) and (31) coincide when *i*) both commutations $[V_{Co}, U_{Co}(g)^{\otimes K}] = 0$ and $[V_L, U_L(g)] = 0$ hold for all $g \in \mathcal{G}$ and *ii*) V_F acts trivially on the clocks. Otherwise, the covariance/transversality is lost. While the latter can be obtained by choosing V_F to act trivially on the clocks, the former seems much more restrictive.

However, there is a sense in which we might still have transversal gates in the code, if we are able to set the representation $U_{Co}(g)^{\otimes K}$ on the physical space to the trivial case. After measuring the clocks and obtaining some outcome g' , one can apply the gates $V_P^{\otimes K} \otimes V_F$. Then, applying the decoder, the resulting state is

$$V_L U_L^\dagger(g') \rho_L U_L(g'). \quad (32)$$

If $[V_L, U_L(g)] = 0$ we may just apply $U_L(g)$ and end up with the desired state to which the gate has been applied transversally. Otherwise, what has happened is that we have applied the gate $V_L U_L^\dagger(g')$. We have knowledge

of g' , and so to end up with $V_L \rho_L V_L^\dagger$ we may just apply the unitary $V_L U_L(g') V_L^\dagger$. This assumes that one can apply the logical gate both at the logical and the physical level.

This discussion gives a further example, together with the errors of the main results, of why it is advantageous to choose the generator \hat{H}_{C_0} to be trivial $\hat{H}_{C_0} \propto \mathbb{1}_P$, if possible.

B General encoding-decoding error with finite clocks

Here we explain the form for the encoding-error-decoding protocol for all the schemes of the present work. We refer to this discussion repeatedly in the different proofs. We will here assume that the M clocks are of product form. We will see later that this construction is general enough for our purposes even when the clock are entangled, by considering further divisions of the local sites considered here.

We define the dimensions of the input and output of the error correcting code \mathcal{E} to be d_L, d_P . The dimension of the i th clock is d_i . If all clocks have the same dimension we use the notation $d_C := d_1 = d_2 = \dots$. If we do not write the range over a summation, it will be over the full range.

For our case, the unitary representation is $U_C(t) = e^{-it\hat{H}_C}$ where \hat{H}_C is defined in Section 2.1. The integral measure over the group is $dg = dt/T_0$ on the interval $[0, T_0]$. The encoded state in which M clocks in states $\rho_{C,i}$ with $i \in \{1, \dots, M\}$ are used has the form of Eq. (8)

$$\mathcal{E}_{\text{cov}}(\rho_L) = \frac{1}{T_0} \int_0^{T_0} dt \mathcal{E}_t(\rho_L) \bigotimes_{i=1}^M U_C(t) \rho_{C,i} U_C^\dagger(t). \quad (33)$$

Let us first calculate the integral over t by writing the unitary operators $U_C(t)$, $U_L(t)$, $U_{C_0}(t)$ in their eigenbasis:

$$\mathcal{E} \left(U_L^\dagger(t) \rho_L U_L(t) \right) = \sum_{n, n'=0}^{d_L-1} e^{-i\omega t(h_{L,n} - h_{L,n'})} \mathcal{E} \left({}_L \langle n' | \rho_L | n \rangle {}_L | n' \rangle \langle n | \right), \quad (34)$$

and thus,

$$\mathcal{E}_t(\rho_L) = \sum_{q, q'=0}^{d_P-1} \sum_{n, n'=0}^{d_L-1} e^{-i\omega t(h_{C_0,q} - h_{C_0,q'} + h_{L,n} - h_{L,n'})} \mathcal{E}_{q, q', n, n'}(\rho_L) |q\rangle \langle q'|_P, \quad (35)$$

with

$$\mathcal{E}_{q, q', n, n'}(\rho_L) := {}_P \langle q | \mathcal{E} \left({}_L \langle n' | \rho_L | n \rangle {}_L | n' \rangle \langle n | \right) | q' \rangle_P. \quad (36)$$

For simplicity, let us define $Q := h_{C_0,q} - h_{C_0,q'} + h_{L,n} - h_{L,n'}$. Therefore

$$\mathcal{E}_{\text{cov}}(\rho_L) = \frac{1}{T_0} \int_0^{T_0} dt \mathcal{E}_t(\cdot) \otimes \rho_{C,1}(t) \otimes \rho_{C,2}(t) \otimes \dots \otimes \rho_{C,M}(t), \quad (37)$$

$$= \sum_{q, q'=0}^{d_P-1} \sum_{n, n'=0}^{d_L-1} \sum_{\vec{r}'_M, \vec{r}_M} \frac{1}{T_0} \int_0^{T_0} dt e^{-i\omega t(Q + r_1 - r'_1 + \dots + r_M - r'_M)} \mathcal{E}_{q, q', n, n'}(\rho_L) |q\rangle \langle q'| \quad (38)$$

$$\otimes \langle r_1 | \rho_{C,1} | r_1 \rangle \otimes \dots \otimes \langle r_M | \rho_{C,M} | r_M \rangle \quad (39)$$

$$= \sum_{q, q'=0}^{d_P-1} \sum_{n, n'=0}^{d_L-1} \sum_{\vec{r}'_M, \vec{r}_M} \delta_{Q + r_1 - r'_1 + \dots + r_M - r'_M, 0} \mathcal{E}_{q, q', n, n'}(\rho_L) |q\rangle \langle q'| \quad (40)$$

$$\otimes \langle r_1 | \rho_{C,1} | r'_1 \rangle \langle r_1 | \otimes \dots \otimes \langle r_M | \rho_{C,M} | r'_M \rangle \langle r_M |, \quad (41)$$

where $\{|r_i\rangle\}$ is the eigenbasis of the generator \hat{H}_C of the i -th clock, $\delta_{(\cdot, \cdot)}$ is the Kronecker-Delta function and

$$\sum_{\vec{r}'_M, \vec{r}_M} = \sum_{r_1, r'_1=0}^{d_1-1} \dots \sum_{r_M, r'_M=0}^{d_M-1}. \quad (42)$$

Since by assumption the last $N + 1, \dots, M$ clocks may be lost due to erasure errors, we can trace them out:

$$\text{tr}_{C_{N+1} \dots C_M} [\mathcal{E}_{\text{cov}}(\rho_L)] = \sum_{q, q'=0}^{d_P-1} \sum_{n, n'=0}^{d_L-1} \sum_{\vec{r}_M, \vec{r}'_M} \delta_{Q+r_1-r'_1+\dots+r_N-r'_N, 0} \mathcal{E}_{q, q', n, n'}(\rho_L) |q\rangle\langle q'| \quad (43)$$

$$\otimes \langle r_1 | \rho_{C,1} | r'_1 \rangle |r_1\rangle\langle r'_1| \otimes \dots \otimes \langle r_N | \rho_{C,N} | r'_N \rangle |r_N\rangle\langle r'_N| (\langle r_{N+1} | \rho_{C,N+1} | r_{N+1} \rangle \dots \langle r_M | \rho_{C,M} | r_M \rangle) \quad (44)$$

$$= \sum_{q, q'=0}^{d_P-1} \sum_{n, n'=0}^{d_L-1} \sum_{\vec{r}_N, \vec{r}'_N} \delta_{Q+r_1-r'_1+\dots+r_N-r'_N, 0} \mathcal{E}_{q, q', n, n'}(\rho_L) |q\rangle\langle q'| \quad (45)$$

$$\otimes \langle r_1 | \rho_{C,1} | r'_1 \rangle |r_1\rangle\langle r'_1| \otimes \dots \otimes \langle r_N | \rho_{C,N} | r'_N \rangle |r_N\rangle\langle r'_N|. \quad (46)$$

So by comparing Eqs. (46), (41), we observe that after tracing out the additional clocks, the resultant channel is of the same form as the original channel, when evaluated for the renaming number of clocks.

We now assume that an error due to the environment occurs. This means that we apply a CPTP error map $\mathfrak{E}_j : \mathcal{H}_P \rightarrow \mathcal{H}_P$ corresponding to an error j . We thus denote

$$\mathcal{E}_{q, q', n, n'}^j(\rho_L) := {}_P \langle q | \mathfrak{E}_j(\mathcal{E}({}_L \langle n' | \rho_L | n \rangle_L | n' \rangle \langle n |)) | q' \rangle_P. \quad (47)$$

We now measure the remaining clocks, performing projective measurements in the “time” basis

$$\left\{ |\theta_k\rangle_m = \frac{1}{\sqrt{d_m}} \sum_{n=0}^{d_m-1} e^{-i2\pi nk/d_m} |n\rangle_m \right\}_{k=0}^{d_m-1} \quad (48)$$

on the m th clock. Let us drop the m subindex for simplicity of notation. The state after the outcome $\vec{k} := k_1, k_2, \dots, k_N$ is:

$$\rho_P^{\vec{k}} \otimes |\theta_{k_1}\rangle\langle\theta_{k_1}| \otimes \dots \otimes |\theta_{k_N}\rangle\langle\theta_{k_N}| := \quad (49)$$

$$\frac{|\theta_{k_1}\rangle\langle\theta_{k_1}| \otimes \dots \otimes |\theta_{k_N}\rangle\langle\theta_{k_N}| \text{tr}_{C_{N+1} \dots C_M} [\mathfrak{E}_j \mathcal{E}_{\text{cov}}(\rho_L)] |\theta_{k_1}\rangle\langle\theta_{k_1}| \otimes \dots \otimes |\theta_{k_N}\rangle\langle\theta_{k_N}|}{p_{\vec{k}}} \quad (50)$$

$$= \frac{1}{p_{\vec{k}}} \left(\sum_{q, q'=0}^{d_P-1} \sum_{n, n'=0}^{d_L-1} \sum_{\vec{r}_N, \vec{r}'_N} \delta_{Q+r_1-r'_1+\dots+r_N-r'_N, 0} \mathcal{E}_{q, q', n, n'}^j(\rho_L) |q\rangle\langle q'| \right. \quad (51)$$

$$\left. \langle r_1 | \rho_{C,1} | r'_1 \rangle \langle \theta_{k_1} | r_1 \rangle \langle r'_1 | \theta_{k_1} \rangle \dots \langle r_N | \rho_{C,N} | r'_N \rangle \langle \theta_{k_N} | r_N \rangle \langle r'_N | \theta_{k_N} \rangle \right) \otimes |\theta_{k_1}\rangle\langle\theta_{k_1}| \otimes \dots \otimes |\theta_{k_N}\rangle\langle\theta_{k_N}|. \quad (52)$$

Thus, after postselecting on a particular outcome represented with the vector \vec{k} , we obtain the following state on the Hilbert space of the output of $\mathfrak{E}_j \mathcal{E}(\cdot)$

$$\rho_P^{\vec{k}} = \frac{1}{p_{\vec{k}}} \sum_{q, q'=0}^{d_P-1} \sum_{n, n'=0}^{d_L-1} \sum_{\vec{r}_N, \vec{r}'_N} \delta_{Q+r_1-r'_1+\dots+r_N-r'_N, 0} \mathcal{E}_{q, q', n, n'}^j(\rho_L) |q\rangle\langle q'| \quad (53)$$

$$\langle r_1 | \rho_{C,1} | r'_1 \rangle \langle \theta_{k_1} | r_1 \rangle \langle r'_1 | \theta_{k_1} \rangle \dots \langle r_N | \rho_{C,N} | r'_N \rangle \langle \theta_{k_N} | r_N \rangle \langle r'_N | \theta_{k_N} \rangle. \quad (54)$$

An outcome labeled with \vec{k} happens with a probability given by

$$p_{\vec{k}} = \text{tr} \left[|\theta_{k_1}\rangle\langle\theta_{k_1}| \otimes \dots \otimes |\theta_{k_N}\rangle\langle\theta_{k_N}| \text{tr}_{C_{N+1} \dots C_M} [\mathcal{E}_j \mathcal{E}_{\text{cov}}(\rho_{\text{in}})] |\theta_{k_1}\rangle\langle\theta_{k_1}| \otimes \dots \otimes |\theta_{k_N}\rangle\langle\theta_{k_N}| \right] \quad (55)$$

$$= \frac{1}{T_0} \int_{t_0}^{T_0+t_0} dt \text{tr} [\mathfrak{E}_j \mathcal{E}_t(\rho_L)] \langle \theta_{k_1} | \rho_{C,1}(t) | \theta_{k_1} \rangle \dots \langle \theta_{k_N} | \rho_{C,N}(t) | \theta_{k_N} \rangle \quad (56)$$

$$= \frac{1}{T_0} \int_{t_0}^{T_0+t_0} dt \langle \theta_{k_1} | \rho_{C,1}(t) | \theta_{k_1} \rangle \dots \langle \theta_{k_N} | \rho_{C,N}(t) | \theta_{k_N} \rangle \quad \forall t_0 \in \mathbb{R}. \quad (57)$$

Now, let us define the following function.

$$F_Q(\vec{k}) := \frac{1}{T_0} \int_{t_0}^{T_0+t_0} dt e^{-i\omega_Q t} \langle \theta_{k_1} | \rho_{C,1}(t) | \theta_{k_1} \rangle \dots \langle \theta_{k_N} | \rho_{C,N}(t) | \theta_{k_N} \rangle, \quad \forall t_0 \in \mathbb{R}, Q \in \mathbb{Z}, \quad (58)$$

where for simplicity we will assume that all the clock dimensions are equal $d_1 = d_2 = \dots = d_N =: d_C$. This definition has the following properties:

- 1) Since the integrand has period T_0 , $F_Q(\vec{k})$ is independent of t_0 and we can set it to any preferred real number to help perform the calculations.
- 2) We can perform the change of variable $t = t' + a$, $a = -l \frac{2\pi}{\omega d_C}$, $l \in \mathbb{Z}$, to show

$$F_Q(\vec{k}) = \frac{e^{i2\pi l Q/d}}{T_0} \int_{t_0 - l \frac{2\pi}{\omega d_C}}^{T_0 + t_0 - l \frac{2\pi}{\omega d_C}} dt' e^{-i\omega Q t'} \langle \theta_{k_1+l} | \rho_{C,1}(t) | \theta_{k_1+l} \rangle \dots \langle \theta_{k_N+l} | \rho_{C,N}(t) | \theta_{k_N+l} \rangle \quad (59)$$

$$= e^{i2\pi l Q/d} F_Q(\vec{k} + l), \quad (60)$$

where the j th vector component of $\vec{k} + l$ is defined by $[\vec{k} + l]_j := [\vec{k}]_j + l$ for all vector component j . Note how this expression is invariant under $l \mapsto l + j d_C$, $j \in \mathbb{Z}$. So w.l.o.g. we can exchange $\vec{k} + l$ with $[\vec{k} + l]_{(\text{mod. } d)}$, where the map acts element-wise on vectors and $(\text{mod. } d)$ denotes modular d arithmetic.

- 3) By inspection, we see that F_Q is invariant under any pairwise interchanges

$$k_q \leftrightarrow k_r \quad \text{and} \quad \rho_{C,q}(t) \leftrightarrow \rho_{C,r}(t), \quad q, r \in 1, \dots, N, \quad (61)$$

where k_q and k_r are the q th and r th vector elements of \vec{k} .

- 4) By Eq. (57), it follows that F_Q encodes the measurement outcome probabilities,

$$p_{\vec{k}} = F_0(\vec{k}). \quad (62)$$

This has important consequences when property 2) is taken into account. For example, in the case of one clock, it implies that all measurement outcomes are equally likely, so

$$p_{\vec{k}} = \frac{1}{d_C} \quad \forall k_1 = 0, \dots, d_C - 1. \quad (63)$$

- 5) By making the substitution $U_m(t) = \sum_{r_m=0}^{d_m-1} e^{-i\omega r_m t} |r_m\rangle \langle r_m|$, we find

$$F_Q(\vec{k}) = \sum_{\vec{r}_N, \vec{r}'_N} \delta_{Q+r_1-r'_1+\dots+r_N-r'_N, 0} \quad (64)$$

$$\langle r_1 | \rho_{C,1} | r'_1 \rangle \langle \theta_{k_1} | r_1 \rangle \langle r'_1 | \theta_{k_1} \rangle \dots \langle r_N | \rho_{C,N} | r'_N \rangle \langle \theta_{k_N} | r_N \rangle \langle r'_N | \theta_{k_N} \rangle. \quad (65)$$

Thus using property 5), we can write $\rho_{\vec{P}}^{\vec{k}}$ in Eq. 52 as

$$\rho_{\vec{P}}^{\vec{k}} = \frac{1}{p_{\vec{k}}} \sum_{q,q'=0}^{d_P-1} \sum_{n,n'=0}^{d_L-1} \sum_{\vec{r}_N, \vec{r}'_N} \delta_{Q+r_1-r'_1+\dots+r_N-r'_N, 0} \mathcal{E}_{q,q',n,n'}^j(\rho_L) |q\rangle \langle q'| \quad (66)$$

$$\langle r_1 | \rho_{C,1} | r'_1 \rangle \langle \theta_{k_1} | r_1 \rangle \langle r'_1 | \theta_{k_1} \rangle \dots \langle r_N | \rho_{C,N} | r'_N \rangle \langle \theta_{k_N} | r_N \rangle \langle r'_N | \theta_{k_N} \rangle. \quad (67)$$

$$= \sum_{q,q'=0}^{d_P-1} \sum_{n,n'=0}^{d_L-1} \frac{F_Q(\vec{k})}{F_0(\vec{k})} \mathcal{E}_{q,q',n,n'}^j(\rho_L) |q\rangle \langle q'|. \quad (68)$$

It is convenient to introduce an arbitrary phase $k_\alpha \in \mathbb{R}$ which for our purposes has to be defined modulo d_C . It will depend on \vec{k} , the measurement outcomes. We will choose it later depending on the particular covariant error correcting code set-up and protocol. We can now write

$$\rho_{\vec{P}}^{\vec{k}} = \sum_{q,q'=0}^{d_P-1} \sum_{n,n'=0}^{d_L-1} \frac{F_Q(\vec{k})}{F_0(\vec{k})} \mathcal{E}_{q,q',n,n'}^j(\rho_L) |q\rangle \langle q'|. \quad (69)$$

$$= \sum_{q,q'=0}^{d_P-1} \sum_{n,n'=0}^{d_L-1} \left(\left[\frac{F_Q(\vec{k})}{F_0(\vec{k})} e^{2\pi i k_\alpha Q/d_C} - 1 \right] + 1 \right) \quad (70)$$

$$U_P^{\otimes K \dagger}(t_\alpha) \mathcal{E}_{q,q',n,n'}^j \left(U_L(t_\alpha) \rho_L U_L^\dagger(t_\alpha) \right) |q\rangle \langle q'| U_P^{\otimes K}(t_\alpha) \quad (71)$$

$$= U_P^{\otimes K \dagger}(t_\alpha) \left(\hat{E}_{\vec{k}}'(\tilde{\rho}_L) + \mathcal{E}^j(\tilde{\rho}_L) \right) U_P^{\otimes K}(t_\alpha), \quad (72)$$

where

$$\tilde{\rho}_L := U_L(t_\alpha) \rho_L U_L^\dagger(t_\alpha), \quad t_\alpha := k_\alpha \frac{T_0}{d_C}, \quad (73)$$

and

$$\hat{E}'_{\vec{k}}(\cdot) := \sum_{q,q'=0}^{d_P-1} \sum_{n,n'=0}^{d_L-1} \left[\frac{F_Q(\vec{k})}{F_0(\vec{k})} e^{2\pi i k_\alpha Q/d_C} - 1 \right] \mathcal{E}_{q,q',n,n'}^j(\cdot) |q\rangle \langle q'| \quad (74)$$

In order to proceed with the decoding, let us define the function $p(Q, \vec{k})$ as:

$$p(Q, \vec{k}) = 1 - \frac{F_Q(\vec{k})}{F_0(\vec{k})} e^{2\pi i k_\alpha Q/d_C}, \quad (75)$$

where $p(Q, \vec{k})$ is a complex number for which we expect $|p(Q, \vec{k})| \ll 1$ (how small will determine the size of the error of the particular scheme). The phase k_α determines the group elements we should apply in the decoding procedure, as per Eq. (73).

Since by assumption the group action only acts non-trivially in the physical space, $U_P^{\otimes K}(t_\alpha) = U_{Co}(t_\alpha) \oplus \mathbb{1}_{P/Co}$, the decoder may take the form

$$\bar{\mathcal{D}}_{j,t_\alpha}(\cdot) = U_L(t_\alpha) \mathcal{E}^{-1}(U_{Co}(t_\alpha) \mathcal{E}(\mathcal{D}_j(\cdot)) U_{Co}(t_\alpha)) U_L^\dagger(t_\alpha), \quad (76)$$

where $\mathcal{E}^{-1}(\cdot) = \mathcal{D}_j(\mathcal{E}_j(\cdot))$ is the inverse channel for the encoder \mathcal{E} and \mathcal{D}_j the decoding map of \mathcal{E} .

With it we see that if we apply the decoder to the state $\rho_P^{\vec{k}}$, we obtain

$$\rho_P^{\vec{k}} = \rho_L - \hat{E}_{\vec{k}}(\rho_L), \quad (77)$$

where we define

$$\hat{E}_{\vec{k}}(\rho_L) = \sum_{q,q'=0}^{d_P-1} \sum_{n,n'=0}^{d_L-1} p(Q, \vec{k}) \bar{\mathcal{D}}_{j,t_\alpha} \left(\mathcal{E}_{q,q',n,n'}^j(\rho_L) U_P^{\dagger \otimes K}(t_\alpha) |q\rangle \langle q'| U_P^{\otimes K}(t_\alpha) \right). \quad (78)$$

Since each of the outcomes \vec{k} occurred with probability $F_0(\vec{k})$, the final decoded state, averaged over all measurement outcomes, is of the form

$$\mathcal{K}(\rho_L) = \rho_L - \sum_{\vec{k}} F_0(\vec{k}) \hat{E}_{\vec{k}}(\rho_L). \quad (79)$$

In Appendix C we show how a bound on the entanglement fidelity of the code follows from this expression. The last fact that then needs to be shown is the form of the RHS of Eq. (75) for particular cases of clocks.

C Calculation of the entanglement fidelity

We here give the bounds on the entanglement fidelity which will be used to prove the main results. Again, it is defined as

$$f_{\text{worst}}(\mathcal{K}) = \min_{|\phi\rangle} \langle \phi | \mathcal{K} \otimes \mathcal{I}(|\phi\rangle \langle \phi|) | \phi \rangle, \quad (80)$$

where the minimization is over all the pure bipartite states $|\phi\rangle$.

Motivated by the discussion in Appendix B leading to Eq. (79), let us start with the assumption that after the encoding, error and decoding steps, the map has the following form when applied to a state ρ .

$$\mathcal{K}(\rho_L) = \rho_L - \hat{E}(\rho_L), \quad (81)$$

A result from [32] allows us to lower bound the entanglement fidelity in terms of $\hat{E}(\rho_L)$. If for all pure states on a single system on $\mathcal{H}_{d_{\text{in}}}$ the following holds

$$\langle \phi | \mathcal{K}(|\phi\rangle \langle \phi|) | \phi \rangle \geq 1 - \epsilon, \quad (82)$$

then we have that $f_{\text{worst}}(\mathcal{K}) \geq 1 - \frac{3\epsilon}{2}$. Given that $\langle \phi | \hat{E}(|\phi\rangle \langle \phi|) | \phi \rangle \leq \|\hat{E}(|\phi\rangle \langle \phi|)\|_1$, we can choose $\epsilon = \max_{|\phi\rangle \langle \phi|} \|\hat{E}(|\phi\rangle \langle \phi|)\|_1$, where the optimization is over all pure states, thus obtaining

$$f_{\text{worst}}(\mathcal{K}) \geq 1 - \frac{3}{2} \max_{|\phi\rangle \langle \phi|} \|\hat{E}(|\phi\rangle \langle \phi|)\|_1. \quad (83)$$

The next step is to give an upper bound to the 1-norm of \hat{E} that holds for any pure state. First, by the triangle inequality

$$\|\hat{E}\|_1 = \left\| \sum_{\vec{k}} F_0(\vec{k}) \hat{E}_{\vec{k}} \right\|_1 \leq \sum_{\vec{k}} F_0(\vec{k}) \|\hat{E}_{\vec{k}}\|_1. \quad (84)$$

As seen in Appendix B, in all of the cases considered here, the operator $\hat{E}_{\vec{k}}$ is defined as $\hat{E}_{\vec{k}} = \bar{\mathcal{D}}_{j,t_\alpha} \left(\hat{E}'_{\vec{k}} \right)$ where $\bar{\mathcal{D}}_{j,t_\alpha}$ is the decoder, and

$$\hat{E}'_{\vec{k}} = \sum_{q,q'=0}^{d_{\text{out}}-1} \sum_{n,n'=0}^{d_{\text{in}}-1} U_{\text{Co}}^{\dagger \otimes K}(t_\alpha) |q\rangle \langle q'| U_{\text{Co}}^{\otimes K}(t_\alpha) \langle q| \mathfrak{E}_j \mathcal{E}_0(|n\rangle \langle n| \rho_L |n'\rangle) |q'\rangle p(Q, \vec{k}), \quad (85)$$

where $p(Q, \vec{k})$ is in principle constrained by complete positivity and trace preservation (as defined in Eq. (78)). By contractivity of CPTP maps, $\|\hat{E}_{\vec{k}}\|_1 \leq \|\hat{E}'_{\vec{k}}\|_1$. Now, we can write

$$\|\hat{E}'_{\vec{k}}\|_1 = \max_{q'} \sum_q | \langle q| \sum_{n,n'=0}^{d_{\text{in}}-1} \mathfrak{E}_j(|n\rangle \langle n'| \langle n| \rho_L |n'\rangle) |q'\rangle p(Q, \vec{k}) | \quad (86)$$

$$= \max_{q'} \sum_q \left| \text{tr} \left[|q'\rangle \langle q| \sum_{n,n'=0}^{d_{\text{in}}-1} \mathfrak{E}_j(|n\rangle \langle n'| \langle n| \rho_L |n'\rangle) p(Q, \vec{k}) \right] \right| \quad (87)$$

$$\leq \max_{q'} \sum_q \left\| \mathfrak{E}_j \left(\sum_{n,n'=0}^{d_{\text{in}}-1} |n\rangle \langle n'| \langle n| \rho_L |n'\rangle p(Q, \vec{k}) \right) \right\|_1 \quad (88)$$

$$\leq \|\mathfrak{E}_j\|_{1 \rightarrow 1} \max_{q'} \sum_q \left\| \sum_{n,n'=0}^{d_{\text{in}}-1} |n\rangle \langle n'| \langle n| \rho_L |n'\rangle p(Q, \vec{k}) \right\|_1 \quad (89)$$

where the third line follows from the inequality [47],

$$|\text{tr}[BA^\dagger]| \leq \|A\|_p \|B\|_r, \quad (90)$$

with $1 = 1/p + 1/r$ and choosing $p = 1, r = \infty$, with $B = |q'\rangle \langle q|$ and A the rest. The fourth line follows from the definition of the 1-1 norm for CPTP maps, which is $\|\mathfrak{E}_j\|_{1 \rightarrow 1} = \sup_X \frac{\|\mathfrak{E}_j(X)\|_1}{\|X\|_1}$, where the optimization is over operators on the Hilbert space of the input of \mathfrak{E}_j . By contractivity, we have that $\|\mathfrak{E}_j\|_{1 \rightarrow 1} \leq 1$. The last step is to bound the left-over 1-norm. By using $\|A\|_1 \leq \sqrt{d_{\text{in}}} \|A\|_2$ we can bound the 2 norm instead, as

$$\left\| \sum_{n,n'=0}^{d_{\text{in}}-1} |n\rangle \langle n'| \langle n| \rho_L |n'\rangle p(Q, \vec{k}) \right\|_2^2 = \text{tr} \left[\left(\sum_{n,n'=0}^{d_{\text{in}}-1} |n\rangle \langle n'| \langle n| \rho_L |n'\rangle p(Q, \vec{k}) \right)^2 \right] \quad (91)$$

$$= \sum_{n,n''=0}^{d_{\text{in}}-1} \langle n| \rho_L |n''\rangle \langle n''| \rho_L |n\rangle p(h_{\text{Co},q} - h_{\text{Co},q'} + h_{L,n} - h_{L,n''}, \vec{k}) p(h_{\text{Co},q} - h_{\text{Co},q'} + h_{L,n} - h_{L,n''}, \vec{k}) \quad (92)$$

$$\leq \max_Q |p(Q, \vec{k})|^2 \sum_{n,n''=0}^{d_{\text{in}}-1} \langle n| \rho_L |n''\rangle \langle n''| \rho_L |n\rangle = \max_Q |p(Q, \vec{k})|^2 \text{tr}[\rho_L^2] = \max_Q |p(Q, \vec{k})|^2,$$

since $\rho_L = |\phi\rangle \langle \phi|$. Generically in our examples the optimization is over the range $Q \in \{-(\Delta h_L + \Delta h_{\text{Co}}), \dots, \Delta h_L + \Delta h_{\text{Co}}\}$ as defined in Sec. 2.1, but if the representation $U_{\text{Co}}^\dagger(t)$ is trivial (that is, the generator is the identity) then $Q \in \{-\Delta h_L, \Delta h_L\}$, which yields the best performance. Finally we have

$$\|\hat{E}_{\vec{k}}\|_1 \leq \sqrt{d_{\text{in}}} \max_{q'} \sum_q \max_Q |p(Q, \vec{k})| = \sqrt{d_{\text{in}}} d_{\text{out}} \max_Q |p(Q, \vec{k})|, \quad (93)$$

which holds for any $|\phi\rangle \langle \phi|$. Since outcome \vec{k} occurs with probability $p_{\vec{k}} = F_0(\vec{k})$, we have

$$f_{\text{worst}}(\mathcal{K}) \geq 1 - \frac{3}{2} \sqrt{d_{\text{in}}} d_{\text{out}} \sum_{\vec{k}} F_0(\vec{k}) \max_Q |p(Q, \vec{k})|. \quad (94)$$

For particular sets of clocks and schemes, we will give bounds for $F_0(\vec{k}) \max_Q |p(Q, \vec{k})|$, and then use Eq. (94) to estimate the entanglement fidelity.

D Proof of Theorem 1, a bound for a single remaining clock

Following the discussion of appendices B and C, here we provide the proof of the bound on the quantity that we use to bound the entanglement fidelity for the case in which, after erasure errors, only a single clock is ensured not to be erased. For simplicity of notation, let us use the shorthand $d = d_C$.

The first step is to notice that the discussion of Appendices B and C shows we only have to compute a bound on $\max_Q |p(Q, \vec{k})|$, where

$$-p(Q, \vec{k}) = \frac{F_Q(\vec{k})}{F_0(\vec{k})} e^{2\pi i k_\alpha Q/d} - 1, \quad (95)$$

as defined in Eq. (75). Then, any upper bound on $|p(Q, \vec{k})| \forall Q, \vec{k}$ will yield a lower bound on the worst-case entanglement fidelity as per Eq. (94). We now compute this ratio explicitly for a single Quasi-Ideal clock, which we do following the notation of Appendix B. Let us recall that

$$F_Q(\vec{k}) = \frac{1}{T_0} \int_{t_0}^{T_0+t_0} dt e^{-i\omega_Q t} \langle \theta_{k_1} | \rho_{C,1}(t) | \theta_{k_1} \rangle, \quad \forall t_0 \in \mathbb{R}, Q \in \mathbb{Z}. \quad (96)$$

In this case of this proof, we let $k_\alpha = k_1 - k_1^0$. After measuring the single clock, and right before applying the decoding, the state is that of Eq. (72), that is

$$\rho_{\text{P}}^{\vec{k}} = \sum_{q,q'=0}^{d_P-1} \sum_{n,n'=0}^{d_L-1} \left(\left[\frac{F_Q(\vec{k})}{F_0(\vec{k})} e^{2\pi i k_\alpha Q/d} - 1 \right] + 1 \right) \quad (97)$$

$$U_{\text{Co}}^{\otimes K \dagger}(t_\alpha) \mathcal{E}_{q,q',n,n'}^j \left(U_L(t_\alpha) \rho_L U_L^\dagger(t_\alpha) \right) |q\rangle \langle q'| U_{\text{Co}}^{\otimes K}(t_\alpha). \quad (98)$$

Using property 2) of $F_Q(\vec{k})$ (see Eq. (60)), we observe that the first line of Eq. (98) is invariant under the change of variable $k_1 \mapsto k_1 + l$ (Since $F_Q(\vec{k})$ maps to $e^{-i2\pi l Q/d} F_Q(\vec{k})$ while k_α to $k_\alpha + l$). Thus the situation is the same for all measurement outcomes k_1 . As such we will only need to concern ourselves with one of the measurement outcome k_1 , which we choose for convenience to be $k_1 = k_{Ma} := \max\{\mathcal{S}_{d_1}(k_1^0)\}$, where the set $\mathcal{S}_d(k_1^0)$ is described in the main text is defined to be

$$\mathcal{S}_d(k_1^0) = \left\{ k : k \in \mathbb{Z}, -\frac{d}{2} \leq k_1^0 - k < \frac{d}{2} \right\}, \quad (99)$$

for $k_1^0 \in \mathbb{R}$. Thus $k_{Ma} = k_1^0 + d/2$ if $k_1^0 + d/2$ is integer (we will assume this is the case here, but one can find analogous results for when it is half integer)¹⁰ We are now interested in bounding the overlap

$$\langle \theta_{k_{Ma}} | e^{-it\hat{H}_c} | \psi_{\text{nor}}(k_1^0) \rangle. \quad (100)$$

This can be bounded with the results in Theorem 8.1 on page 151 of [21]. The theorem tells us that for all $t \in \mathbb{R}$

$$e^{-it\hat{H}_c} | \Psi_{\text{nor}}(k_1^0) \rangle = | \Psi_{\text{nor}}(k_1^0 + t \frac{d}{T_0}) \rangle + | \varepsilon \rangle, \quad (101)$$

where

$$| \Psi_{\text{nor}}(k_1^0) \rangle = \sum_{k \in \mathcal{S}_d(k_1^0)} \psi_{\text{nor}}(k_1^0; k) | \theta_k \rangle, \quad (102)$$

with

$$\psi_{\text{nor}}(k_1^0; k) = A e^{-\left(\frac{\pi}{\sigma}\right)^2 (k - k_1^0)^2} e^{i2\pi n_1 \left(\frac{k - k_1^0}{d}\right)}. \quad (103)$$

The error term $\varepsilon_c := |||\varepsilon|||_2$ satisfies

$$\varepsilon_c(t) < |t| \frac{d}{T_0} \varepsilon_{\text{total}} + \left(|t| \frac{d}{T_0} + 1 \right) \varepsilon_{\text{step}} + \varepsilon_{\text{nor}}, \quad (104)$$

¹⁰Recall that k_1^0 is the value at which the Gaussian amplitude of the initial Quasi-Ideal clock state is centred.

where

$$\varepsilon_{total} = 2\pi A d \left(2\sigma \left(\frac{\alpha_0}{2} + \frac{1}{2\pi\sigma^2} + \frac{1}{1 - e^{-\pi\sigma^2\alpha_0}} \right) e^{-\frac{\pi\sigma^2}{4}\alpha_0^2} + \left(\frac{1}{1 - e^{-\frac{\pi d}{\sigma^2}}} + \frac{1}{1 - e^{-\frac{\pi d^2}{\sigma^2}}} + \frac{d}{2\sigma^2} + \frac{1}{2\pi d} \right) e^{-\frac{\pi d^2}{4\sigma^2}} \right) \quad (105)$$

and A is defined in Eq. (124), and $\alpha_0 \in (0, 1]$ is defined in [21] to be:

Definition 1. (*Distance of the mean energy from the edge of the spectrum*) We define the parameter $\alpha_0 \in (0, 1]$ as a measure of how close $n_0 \in (0, d - 1)$ is to the edge of the energy spectrum, namely

$$\alpha_0 = \left(\frac{2}{d-1} \right) \min\{n_0, (d-1) - n_0\} \quad (106)$$

$$= 1 - \left| 1 - n_0 \left(\frac{2}{d-1} \right) \right| \in (0, 1]. \quad (107)$$

The maximum value $\alpha_0 = 1$ is obtained for $n_0 = (d-1)/2$ when the mean energy is at the mid point of the energy spectrum, while $\alpha_0 \rightarrow 0$ as n_0 approaches the edge values 0 or $d-1$.

Furthermore,

$$\varepsilon_{step} < 2Ae^{-\frac{\pi d^2}{4\sigma^2}} \quad (108)$$

$$\varepsilon_{nor} \leq \frac{40\sqrt{2}}{3\sigma} \left(\frac{e^{-\frac{\pi d^2}{2\sigma^2}}}{1 - e^{-\frac{2\pi d}{\sigma^2}}} + \frac{\sigma}{\sqrt{2}} \frac{e^{-\frac{\pi\sigma^2}{2}}}{1 - e^{-\pi\sigma^2}} \right) \quad (109)$$

where on the r.h.s. of the inequality in Eq. (109) we have assumed $\sigma \geq 1$ and $d = 2, 3, 4, \dots$ (tighter bounds can be found in Section E.A.2 of [21]).

We can now get back to estimating the overlap Eq. (100). We find that for all $t \in [0, T_0]$,

$$\langle \theta_{k_{Ma}} | e^{-it\hat{H}_c} | \psi_{nor}(k_1^0) \rangle = \langle \theta_{k_{Ma}} | e^{-it\hat{H}_c} | \psi_{nor}(k_1^0) \rangle + \langle \theta_{k_{Ma}} | \varepsilon(t) \rangle \quad (110)$$

$$\langle \theta_{k_{Ma}} | \sum_{k \in \mathcal{S}_d(k_1^0)} \psi_{nor}(k_1^0 + td/T_0; k) | \theta_k \rangle + \langle \theta_{k_{Ma}} | \varepsilon(t) \rangle \quad (111)$$

$$= \psi_{nor}(k_1^0 + td/T_0; k_{Ma}) + \langle \theta_{k_{Ma}} | \varepsilon(t) \rangle. \quad (112)$$

Thus when $\rho_{C,1} = |\psi_{nor}(k_1^0)\rangle\langle\psi_{nor}(k_1^0)|$, and $t \in [0, T_0]$,

$$\langle \theta_{k_{Ma}} | \rho_{C,1}(t) | \theta_{k_{Ma}} \rangle = \langle \theta_{k_{Ma}} | e^{-it\hat{H}_c} | \psi_{nor}(k_1^0) \rangle \langle \psi_{nor}(k_1^0) | e^{-it\hat{H}_c} | \theta_{k_{Ma}} \rangle \quad (113)$$

$$= |\psi_{nor}(k_1^0 + td/T_0; k_{Ma})|^2 + |\langle \theta_{k_{Ma}} | \varepsilon(t) \rangle|^2 \quad (114)$$

$$+ 2\Re(\psi_{nor}(k_1^0 + td/T_0; k_{Ma}) \langle \varepsilon(t) | \theta_{k_{Ma}} \rangle) \quad (115)$$

$$= |\psi_{nor}(k_1^0 + td/T_0; k_{Ma})|^2 + \varepsilon_1(t/T_0) \quad (116)$$

$$= |Ae^{-\pi(\frac{d}{\sigma})^2(\frac{t}{T_0} - \frac{1}{2})^2} e^{-i2\pi n_1(\frac{t}{T_0} - \frac{1}{2})}|^2 + \varepsilon_1(t/T_0) \quad (117)$$

$$= A^2 e^{-2\pi(\frac{d}{\sigma})^2(\frac{t}{T_0} - \frac{1}{2})^2} + \varepsilon_1(t/T_0). \quad (118)$$

Thus using $\omega = 2\pi/T_0$ and the change of variable $x = t/T_0 - 1/2$, and setting $t_0 = 0$ such that integral is over $t \in [0, T_0]$, we find

$$F_Q(\vec{k}) = \frac{1}{T_0} \int_0^{T_0} dt e^{-i\omega Q t} \langle \theta_{k_{Ma}} | \rho_{C,1}(t) | \theta_{k_{Ma}} \rangle \quad (119)$$

$$= \frac{1}{T_0} \int_0^{T_0} dt e^{-i\omega Q t} A^2 e^{-2\pi(\frac{d}{\sigma})^2(\frac{t}{T_0} - \frac{1}{2})^2} + \varepsilon_1(t/T_0) \quad (120)$$

$$= e^{-\pi i Q} \int_{-\frac{1}{2}}^{\frac{1}{2}} dx e^{-i2\pi Q x} A^2 e^{-2\pi(\frac{d}{\sigma})^2 x^2} + \varepsilon_1(x + 1/2) \quad (121)$$

$$= e^{-\pi i Q} \int_{-\infty}^{\infty} dx e^{-i2\pi Q x} A^2 e^{-2\pi(\frac{d}{\sigma})^2 x^2} + \varepsilon_2 \quad (122)$$

$$= e^{-\pi i Q} A^2 \frac{\sigma}{\sqrt{2}d} e^{-\frac{\pi}{2}(\frac{\sigma}{d})^2 Q^2} + \varepsilon_2, \quad (123)$$

Recalling that $F_0(\vec{k}) = 1/d$ and that, following Section E.1.1 of [21] we have

$$A^2 = \sqrt{2}/\sigma + \varepsilon_A, \quad (124)$$

ε_A is specified later in Eq. (131), we can write

$$\frac{F_Q(\vec{k})}{F_0(\vec{k})} e^{2\pi i k_\alpha Q/d} = \left(A^2 \frac{\sigma}{\sqrt{2}} e^{-\frac{\pi}{2} \left(\frac{\sigma}{d}\right)^2 Q^2} + d\varepsilon_2 \right) e^{\pi i (2k_\alpha - d) Q/d} \quad (125)$$

$$= \left(\left(1 + \frac{\sigma}{\sqrt{2}} \varepsilon_A\right) e^{-\frac{\pi}{2} \left(\frac{\sigma}{d}\right)^2 Q^2} + d\varepsilon_2 \right) e^{\pi i (2k_\alpha - d) Q/d} \quad (126)$$

$$= \left(1 + \frac{\sigma}{\sqrt{2}} \varepsilon_A\right) e^{-\frac{\pi}{2} \left(\frac{\sigma}{d}\right)^2 Q^2} + d\varepsilon_2, \quad (127)$$

where in the last line we have used $k_\alpha = k_1 - k_1^0 = d/2$ in order to get rid of the phase. Finally, we need to find bounds for both ε_2 and ε_A . Let us start with ε_2 , defined as

$$\varepsilon_2 = \int_{-\frac{1}{2}}^{\frac{1}{2}} \varepsilon_1(x + 1/2) dx + A^2 e^{-\frac{\pi}{2} \left(\frac{d^2}{\sigma^2}\right)}, \quad (128)$$

where ε_1 is defined in Eq. (118). By inspection, we have

$$\varepsilon_1(t) \leq 2\varepsilon_c(t) + \varepsilon_c(t)^2 \quad (129)$$

where ε_c is reproduced in Eq. (104). Hence going back to the definition of ε_2 in Eq. (128), we can then conclude that

$$|\varepsilon_2| \leq 2(d\varepsilon_{total} + (d+1)\varepsilon_{step} + \varepsilon_{nor}) + (d\varepsilon_{total} + (d+1)\varepsilon_{step} + \varepsilon_{nor})^2 + A^2 e^{-\frac{\pi}{2} \left(\frac{d^2}{\sigma^2}\right)} \quad (130)$$

To bound the error term ε_A , we use the results from Eq. (477-483) from Section E.1.1 on page 84 of [21]. The bound is

$$|\varepsilon_A| \leq \frac{\bar{\varepsilon}_1 + \bar{\varepsilon}_2}{\frac{\sigma}{\sqrt{2}} \left(\frac{\sigma}{\sqrt{2}} - \bar{\varepsilon}_1 - \bar{\varepsilon}_2 \right)}, \quad (131)$$

where

$$\bar{\varepsilon}_1 := \frac{2e^{-\frac{\pi d^2}{2\sigma^2}}}{1 - e^{-\frac{2\pi d}{\sigma^2}}}, \quad \bar{\varepsilon}_2 := \frac{\sigma}{\sqrt{2}} \frac{2e^{-\frac{\pi \sigma^2}{2}}}{1 - e^{-\pi \sigma^2}}. \quad (132)$$

Thus, the leading contribution to ε_A comes from $\bar{\varepsilon}_2$, and the leading contribution to ε_2 comes from the first term of ε_{total} and the last of ε_{nor} . It can be seen in Eq. (105) that the first term of the sum only decays as $\sqrt{\sigma} d e^{-\frac{\pi \sigma^2}{4} \alpha_0^2}$. Thus, we can write

$$\frac{\tilde{F}_Q(\vec{k})}{F_0(\vec{k})} e^{2\pi i k_\alpha Q/d} = e^{-\frac{\pi}{2} \left(\frac{\sigma}{d}\right)^2 Q^2} \left(1 + \mathcal{O}\left(e^{-\frac{\pi \sigma^2}{2}}\right) + \mathcal{O}(e^{-d^2})\right) + \left(\mathcal{O}(d^3 e^{-\frac{\pi s \sigma^2}{4}}) + \mathcal{O}(e^{-\frac{\pi \sigma^2}{2}}) + \mathcal{O}(e^{-d^2})\right). \quad (133)$$

Going back to the definition of Eq. (75), this gives the following bound on $\max_Q |p(Q, \vec{k})|$,

$$\begin{aligned} \max_Q |p(Q, \vec{k})| &\leq 1 - \min_Q e^{-\frac{\pi}{2} \left(\frac{\sigma}{d}\right)^2 Q^2} \left(1 + \mathcal{O}\left(e^{-\frac{\pi \sigma^2}{2}}\right) + \mathcal{O}(e^{-d^2})\right) + \left(\mathcal{O}(d^3 e^{-\frac{\pi s \sigma^2}{4}}) + \mathcal{O}(e^{-\frac{\pi \sigma^2}{2}}) + \mathcal{O}(e^{-d^2})\right), \\ &\leq 1 - e^{-\frac{\pi}{2} \left(\frac{\sigma}{d}\right)^2 (\Delta h_L + \Delta h_{Co})^2} \left(1 + \mathcal{O}\left(e^{-\frac{\pi \sigma^2}{2}}\right) + \mathcal{O}(e^{-d^2})\right) + \left(\mathcal{O}(d^3 e^{-\frac{\pi s \sigma^2}{4}}) + \mathcal{O}(e^{-\frac{\pi \sigma^2}{2}}) + \mathcal{O}(e^{-d^2})\right), \end{aligned} \quad (134)$$

$$(135)$$

from which, given the discussion of Appendix C, the bound on the entanglement fidelity follows.

To finalise the proof, we need to pick an optimal value of σ . Choosing $\sigma = \ln^3(d)$, we obtain the best scaling of the leading error term in d , which gives

$$\max_Q |p(Q, \vec{k})| \leq 1 - \min_Q e^{-\frac{\pi}{2} \left(\frac{\ln^3(d)}{d}\right)^2 Q^2} + \mathcal{O}\left(\frac{\ln^{3/2}(d)}{d^3}\right) \quad (136)$$

$$= \frac{\pi}{2} \left(\frac{\ln^3(d)}{d}\right)^2 (\Delta h_L + \Delta h_{Co})^2 + \mathcal{O}\left(\frac{\ln^{3/2}(d)}{d^3}\right), \quad (137)$$

from which, given the discussion of Appendix C, the bound on the entanglement fidelity follows.

The choice $\sigma = \ln^3(d)$ corresponds to time squeezed Quasi-Ideal lock state (i.e. $\Delta t < \Delta E$, where Δt and ΔE are the standard deviation in the time and energy bases as described in the main text).

E Proof of bound for clocks diagonal in the time eigenbasis

We here give a proof of Theorem 2, which is a bound on the entanglement fidelity of clocks which are, at some point in their periodic orbit, diagonal in the basis in which they are measured — the time eigenbasis $\{|\theta_k\rangle\}$, conjugate to the energy eigenbasis. That is, we assume that there exists $t_0 \in \mathbb{R}$ such that the initial clock state ρ_{inc} satisfies

$$U_C(t_0)\rho_{\text{inc}}U_C^\dagger(t_0) = \sum_{k=0}^{d_C-1} |A_k|^2 |\theta_k\rangle\langle\theta_k| := \tilde{\rho}_{C,1}, \quad (138)$$

for some probability amplitudes $\{|A_k|\}_{k=0}^{d_C-1}$. Therefore,

$$\langle r_1 | \tilde{\rho}_{C,1} | r'_1 \rangle = \sum_{k=0}^{d_C-1} |A_k|^2 \langle r_1 | \theta_k \rangle \langle \theta_k | r'_1 \rangle = \sum_{k=0}^{d_C-1} \frac{|A_k|^2}{d_C} e^{-i2\pi k(r_1 - r'_1)/d_C}. \quad (139)$$

Unlike in the previous case of an optimal clock, the above equation only depends on the difference $r_1 - r'_1$ rather than r_1, r'_1 individually (c.f. the Quasi-Ideal clock case). Before proceeding, we need to write the covariant encoding channel in a way which reflects the form of Eq. (138). Note that Eq. (18) in the theorem has the property

$$\mathcal{E}_{\text{cov}}(\cdot) = \frac{1}{T_0} \int_0^{T_0} dt \mathcal{E}_t(\cdot) \otimes U_C(t) \rho_{\text{inc}} U_C^\dagger(t) = \frac{1}{T_0} \int_{t'}^{T_0+t'} dt \mathcal{E}_t(\cdot) \otimes U_C(t) \rho_{\text{inc}} U_C^\dagger(t), \quad (140)$$

for all $t' \in \mathbb{R}$. This is easily provable via a change of variable and is a consequence of the fact that the integrand is periodic and we are integrating over one period. Hence via the change $x = t - t_0$ and setting $t' = t_0$, we find

$$\mathcal{E}_{\text{cov}}(\rho_L) = \frac{1}{T_0} \int_0^{T_0} dt \mathcal{E}_t(\cdot) \otimes U_C(t) \rho_{\text{inc}} U_C^\dagger(t) = \frac{1}{T_0} \int_0^{T_0} dt \mathcal{E}_{t+t_0}(\tilde{\rho}_L) \otimes U_C(t) \tilde{\rho}_{C,1} U_C^\dagger(t), \quad (141)$$

where $\tilde{\rho}_L = U_L^\dagger(t_0)\rho_L U_L(t_0) \in \mathcal{H}_L$. The above equation shows how to write the covariant encoding channel in terms of the clock state $\tilde{\rho}_{C,1}$ which is diagonal in the time basis. Since our results are stated in terms of the entanglement fidelity which is independent of any particular input, the change in inputs ρ_L to $\tilde{\rho}_L$ in the above equation is irrelevant and we will thus hence ignore this difference. The only relevant difference is thus that the encoding map \mathcal{E}_t is shifted to \mathcal{E}_{t+t_0} . This small difference can easily be accounted for at the decoding stage without extra complication.

From Eq. (35), we see that changing \mathcal{E}_t for \mathcal{E}_{t+t_0} is equivalent to changing $\mathcal{E}_{q,q',n,n'}$ to $e^{-i\omega t_0(h_{C_0,q} - h_{C_0,q'} + h_{L,n} - h_{L,n'})} \mathcal{E}_{q,q',n,n'}$ or equivalently, changing $\mathcal{E}_{q,q',n,n'}^j$ to

$$\tilde{\mathcal{E}}_{q,q',n,n'}^j := e^{-i\omega t_0(h_{C_0,q} - h_{C_0,q'} + h_{L,n} - h_{L,n'})} \mathcal{E}_{q,q',n,n'}^j \quad (142)$$

Hence we can use Eq. 52 by making the replacements $\mathcal{E}_{q,q',n,n'}^j$ (defined in Eq. (47)) with $\tilde{\mathcal{E}}_{q,q',n,n'}^j(\cdot)$ and $\rho_{C,1}$ with $\tilde{\rho}_{C,1}$, followed by plugging in Eq. (139). Hence recalling the short hand notation $Q := h_{C_0,q} - h_{C_0,q'} + h_{L,n} - h_{L,n'}$, we find

$$\rho_P^{\vec{k}} = \frac{1}{p_{\vec{k}}} \sum_{q,q'=0}^{d_P-1} \sum_{n,n'=0}^{d_L-1} \sum_{r_1,r'_1=0}^{d_C-1} \delta_{Q+r_1-r'_1,0} \tilde{\mathcal{E}}_{q,q',n,n'}^j(\rho_L) |q\rangle\langle q'| \quad (143)$$

$$\langle r_1 | \tilde{\rho}_{C,1} | r'_1 \rangle \langle \theta_{k_1} | r_1 \rangle \langle r'_1 | \theta_{k_1} \rangle \quad (144)$$

$$= \frac{1}{p_{\vec{k}}} \sum_{q,q'=0}^{d_P-1} \sum_{n,n'=0}^{d_L-1} \sum_{r_1,r'_1=0}^{d_C-1} \delta_{Q+r_1-r'_1,0} \tilde{\mathcal{E}}_{q,q',n,n'}^j(\rho_L) |q\rangle\langle q'| \quad (145)$$

$$\sum_{k=0}^{d_C-1} \frac{|A_k|^2}{d_C^2} e^{-i2\pi(k_1-k)(r_1-r'_1)/d_C}. \quad (146)$$

Now applying

$$\sum_{r,r'=0}^{d-1} f(r-r') = \sum_{x=-(d-1)}^{d-1} (d-|x|)f(x) \quad \forall f: \mathbb{R} \rightarrow \mathbb{R} \quad (147)$$

to Eq. (146), we have

$$\rho_{\text{P}}^{\vec{k}} = \frac{1}{p_{\vec{k}}} \sum_{q,q'=0}^{d_{\text{P}}-1} \sum_{n,n'=0}^{d_{\text{L}}-1} \sum_{x_1=-(d_{\text{C}}-1)}^{d_{\text{C}}-1} \sum_{p_1=0}^{d_{\text{C}}-1-|x_1|} \delta_{Q+x_1,0} \tilde{\mathcal{E}}_{q,q',n,n'}^j(\rho_{\text{L}}) |q\rangle\langle q'| \quad (148)$$

$$\sum_{k=0}^{d_{\text{C}}-1} \frac{|A_k|^2}{d_{\text{C}}^2} e^{-i2\pi(k_1-k)x_1/d_{\text{C}}} \quad (149)$$

$$= \frac{1}{p_{\vec{k}}} \sum_{q,q'=0}^{d_{\text{P}}-1} \sum_{n,n'=0}^{d_{\text{L}}-1} \sum_{x_1=-(d_{\text{C}}-1)}^{d_{\text{C}}-1} (d_{\text{C}}-|x_1|) \delta_{Q+x_1+\dots+x_N,0} \tilde{\mathcal{E}}_{q,q',n,n'}^j(\rho_{\text{L}}) |q\rangle\langle q'| \quad (150)$$

$$\sum_{k=0}^{d_{\text{C}}-1} \frac{|A_k|^2}{d_{\text{C}}^2} e^{-i2\pi(k_1-k)Q/d_{\text{C}}}. \quad (151)$$

$$= \frac{1}{p_{\vec{k}}} \sum_{q,q'=0}^{d_{\text{P}}-1} \sum_{n,n'=0}^{d_{\text{L}}-1} (d_{\text{C}}-|Q|) \tilde{\mathcal{E}}_{q,q',n,n'}^j(\rho_{\text{L}}) |q\rangle\langle q'| \quad (152)$$

$$\sum_{k=0}^{d_{\text{C}}-1} \frac{|A_k|^2}{d_{\text{C}}^2} e^{-i2\pi(k_1-k)Q/d_{\text{C}}}. \quad (153)$$

As all the outcomes are equally likely, we have that $p_{\vec{k}} = 1/d_{\text{C}}$. Hence

$$\rho_{\text{P}}^{\vec{k}} = \sum_{q,q'=0}^{d_{\text{P}}-1} \sum_{n,n'=0}^{d_{\text{L}}-1} \left(1 - \frac{|Q|}{d_{\text{C}}}\right) \sum_{k=0}^{d_{\text{C}}-1} |A_k|^2 \hat{O}_{q,q',n,n'}(t_{k-k_1}), \quad (154)$$

where we have defined

$$\hat{O}_{q,q',n,n'}(t_{k-k_1}) := U_{\text{Co}}^{\otimes K \dagger}(t_{k-k_1}) \left(\tilde{\mathcal{E}}_{q,q',n,n'}^j \left(U_{\text{L}}(t_{k-k_1}) \rho_{\text{L}} U_{\text{L}}^{\dagger}(t_{k-k_1}) \right) \right) U_{\text{Co}}^{\otimes K}(t_{k-k_1}) \quad (155)$$

with $t_{k-k_1} = \frac{2\pi}{\omega}(k-k_1)$. It is convenient to write this as

$$\rho_{\text{P}}^{\vec{k}} = \sum_{k=0}^{d_{\text{C}}-1} |A_k|^2 \left(\rho_{\text{P}}(t_{k-k_1}) + \frac{1}{d_{\text{C}}} \hat{\delta}(t_{k-k_1}) \right), \quad (156)$$

where

$$\rho_{\text{P}}(t) := \sum_{q,q'=0}^{d_{\text{P}}-1} \sum_{n,n'=0}^{d_{\text{L}}-1} \hat{O}_{q,q',n,n'}(t) = U_{\text{Co}}^{\otimes K \dagger}(t+t_0) \left(\mathfrak{E}_j \mathcal{E} \left(U_{\text{L}}(t) \rho_{\text{L}} U_{\text{L}}^{\dagger}(t) \right) \right) U_{\text{Co}}^{\otimes K}(t+t_0), \quad (157)$$

$$\hat{\delta}(t) := - \sum_{q,q'=0}^{d_{\text{P}}-1} \sum_{n,n'=0}^{d_{\text{L}}-1} |Q| \hat{O}_{q,q',n,n'}(t). \quad (158)$$

Observe that if we can apply the map

$$U_{\text{L}}^{\dagger}(t_{k-k_1}) \mathcal{D}_j \left(U_{\text{Co}}^{\otimes K}(t_{k-k_1}+t_0)(\cdot) U_{\text{Co}}^{\otimes K \dagger}(t_{k-k_1}+t_0) \right) U_{\text{L}}(t_{k-k_1}) \quad (159)$$

to $\rho_{\text{P}}(t_{k-k_1})$, we have perfect error correction, i.e.

$$U_{\text{L}}^{\dagger}(t_{k-k_1}) \mathcal{D}_j \left(U_{\text{Co}}^{\otimes K}(t_{k-k_1}+t_0) \rho_{\text{P}}(t_{k-k_1}) U_{\text{Co}}^{\otimes K \dagger}(t_{k-k_1}+t_0) \right) U_{\text{L}}(t_{k-k_1}) = \rho_{\text{L}} \quad \forall t_0, t_{k-k_1} \in \mathbb{R}. \quad (160)$$

as such we define the error term

$$\hat{E}(t) := U_{\text{L}}^{\dagger}(t) \mathcal{D}_j \left(U_{\text{Co}}^{\otimes K}(t+t_0) \delta(t) U_{\text{Co}}^{\otimes K \dagger}(t+t_0) \right) U_{\text{L}}(t). \quad (161)$$

Let us assume we apply an arbitrary decoder \mathcal{D} to $\rho_{\text{P}}^{\vec{k}}$. The fidelity with an arbitrary initial pure state $|\psi\rangle\langle\psi|$ is

$$\langle\psi|\sum_{k=0}^{d_{\text{C}}-1}|A_k|^2\mathcal{D}\left(\rho_{\text{P}}(t_{k-k_1})+\frac{1}{d_{\text{C}}}\hat{\delta}(t_{k-k_1})\right)|\psi\rangle\leq\max_k\langle\psi|\mathcal{D}\left(\rho_{\text{P}}(t_{k-k_1})+\frac{1}{d_{\text{C}}}\hat{\delta}(t_{k-k_1})\right)|\psi\rangle\quad(162)$$

$$\leq 1 - \frac{1}{d_{\text{C}}} \min_k \langle\psi|\mathcal{D}\left(\hat{\delta}(t_{k-k_1})\right)|\psi\rangle\quad(163)$$

which shows that a the Salecker-Wigner-Peres clock with $|A_k|^2 = \delta_{k,k'}$ is the optimal choice.

Crucially, the term in the optimization $\langle\psi|\mathcal{D}\left(\hat{\delta}(t_{k-k_1})\right)|\psi\rangle$ now only depends on parameters of the encoding \mathcal{E} and decoding \mathcal{D} independently of the clock and its dimension d_{C} . Now, let us assume there exists a sequence of encoding-decoding schemes such that for some fixed d_{P} ,

$$\lim_{l\rightarrow\infty}\min_k\langle\psi|\mathcal{D}_l\left(\hat{\delta}_l(t_{k-k_1})\right)|\psi\rangle=0.\quad(164)$$

If this were true, one could achieve an arbitrarily large entanglement fidelity for all pure states without increasing the size of the clock. This contradicts the existing no-go results [7, 26], so there must exist a constant C , such that for all \mathcal{D} and $\hat{\delta}(t_{k-k_1})$ with fixed d_{P}

$$\min_k\langle\psi|\mathcal{D}\left(\hat{\delta}(t_{k-k_1})\right)|\psi\rangle\geq C>0,\quad(165)$$

which can be chosen such that the inequality is saturated for some \mathcal{D} and $\hat{\delta}(t_{k-k_1})$. Hence, we have that

$$f_{\text{worst}}(\mathcal{K})\leq 1 - \frac{C}{d_{\text{C}}}.\quad(166)$$

On the other hand, since the Salecker-Wigner-Peres clock saturates the inequalities (162) and (163) we can apply the decoder $U_{\text{L}}(t)\mathcal{D}_jU_{\text{L}}^\dagger(t)$ in (159) to obtain

$$f_{\text{worst}}(\mathcal{K})=1 - \frac{C^*}{d_{\text{C}}},\quad(167)$$

for some $C^*\geq C$, as the only dependence with the dimension of the clock is in the term $\frac{1}{d_{\text{C}}}\hat{\delta}(t_{k-k_1})$.

F Proof of Theorem 3

We just need to show that with L d_{C} -dimensional clocks we can construct a clock state with the same properties as a single clock of dimension $L(d_{\text{C}}-1)+1$. Let us take the Hamiltonian of L non-interacting clocks of dimension d_{C} ,

$$H_{\text{tot}}=\bigoplus_{l=1}^L H_{\text{C}}=\sum_{r=0}^{L(d_{\text{C}}-1)}\omega r\sum_{\alpha}|E_{r,\alpha}\rangle\langle E_{r,\alpha}| \quad(168)$$

which has energy levels $\{0, L(d_{\text{C}}-1)\}$, and α is the degeneracy index, as this new Hamiltonian has a very large degeneracy. Let us choose an arbitrary non-degenerate subspace of maximal dimension $d(L):=L(d_{\text{C}}-1)+1$, such that $H_{\text{tot}}=H_{\text{clock}}\hat{\oplus}H_{\perp}$.¹¹ This can be done for instance by choosing all the eigenvectors with a fixed $\alpha=1$, in which case

$$H_{\text{clock}}=\sum_{r=0}^{d(L)-1}\omega r|E_{r,1}\rangle\langle E_{r,1}|.\quad(169)$$

This defines a subspace with dimension $d(L)$ and with a Hamiltonian with equally-spaced energy levels with gap ω . Now given any single clock state $\rho_{\text{C}}=\sum_{r_1,r_2=0}^{d_{\text{C}}-1}A_{r_1,r_2}|r_1\rangle\langle r_2|_{\text{C}}\in\mathcal{S}(\mathcal{H}_{\text{C}})$ in a d_{C} dimensional space, we can construct a $d(L)$ dimensional space via the mappings $d_{\text{C}}\mapsto d(L)$ and $\rho_{\text{C}}\mapsto\rho':=\sum_{r_1,r_2=0}^{d(L)-1}A_{r_1,r_2}|E_{r_1,1}\rangle\langle E_{r_2,1}|\in\mathcal{S}(\mathcal{H}_{\text{C}}^{\otimes L})$. This large dimensional clock state will now be a superposition of product states (the energy eigenstates) and will thus be entangled. Thus, in any scheme that uses a clock with dimension d_{C} , such that it achieves a fidelity bounded by $f(d_{\text{C}})$ (either from above or below), one can now use this $d(L)$ dimensional clock, to achieve a fidelity bounded by $f(d(L))$ (again, either from above or below). This way, we can use a large amount of clocks to vastly improve the performance of the codes.

¹¹Here $\hat{\oplus}$ denotes the Direct sum.

G The converse bound from [26]

Here we show how to adapt the bound from [26] to our setting¹². To understand why the bound cannot be straightforwardly applied to our setting, first recall our definition of the covariant code $\mathcal{E}_{\text{cov}}(\cdot)$. For all $t \in \mathbb{R}$, and a given encoding $\mathcal{E}(\cdot)$ and group representations $U_L(t), U_{\text{Co}}(t)^{\otimes \kappa}$, we define

$$\mathcal{E}_t(\cdot) := U_{\text{Co}}(t)^{\otimes \kappa} \mathcal{E}(U_L^\dagger(t)(\cdot)U_L(t))U_{\text{Co}}(t)^{\dagger \otimes \kappa}. \quad (170)$$

The covariant encoding that we use throughout our work is then the CPTP map:

$$\mathcal{E}_{\text{cov}}(\cdot) := \frac{1}{T_0} \int_0^{T_0} dt \mathcal{E}_t(\cdot) \otimes U_C(t)^{\otimes M} \rho_C^{(M)} U_C(t)^{\dagger \otimes M}. \quad (171)$$

This construction is by definition not an isometry, and in general the output $\mathcal{E}_{\text{cov}}(\cdot)$ is a mixed state even for pure inputs. However, the theorem of [26] assumes that the encoding map is an isometry, and as such it does not directly apply to our results. However, since in our setup we assume that the encoding of Eq. (171) is covariant, it is possible to construct a Stinespring dilation with an isometry to which the bound of [26] can be directly applied.

We can construct the Stinespring dilation with an isometry directly for Eq. (171). However, since in our set-up $M - N$ clocks are lost due to erasure errors, and the erased clocks are inaccessible, we can trace out $M - N$ clocks and work with the resultant effective encoding map instead. Since we also assumed no correlations between the erased and non-erased clocks, this leads to the effective channel

$$\text{tr}_{C_{N+1} \dots C_M} [\mathcal{E}_{\text{cov}}(\cdot)] = \frac{1}{T_0} \int_0^{T_0} dt \mathcal{E}_t(\cdot) \otimes U_C(t)^{\otimes N} \rho_C^{(N)} U_C(t)^{\dagger \otimes N}. \quad (172)$$

Finally, since in some instances the generator of the unitary group on the clock can be exchanged for an effective generator w.l.o.g. (noticeably Theorem 3), we will assume in Eq. (172) that the unitary representation of the compact $U(1)$ group on the clock $U_C(t)^{\otimes N}$, takes on the generic form $U_C(t)^{\otimes N} = e^{-it\bar{H}_C}$ and specialise it later in this section to specific cases.

We can now proceed with the isometry. Notice that $\mathcal{E}(\cdot)$ can be dilated to an isometry $V_{L \rightarrow \text{CoA}}$ defined such that the representation of the symmetry group acts trivially on system A. Also, the state $\rho_C^{(N)}$ may not be a pure state, but it can also be dilated to $|\Psi_{C\bar{C}}\rangle \langle \Psi_{C\bar{C}}|^{(N)}$, again such that the symmetry group again acts trivially on system \bar{C} . We thus define

$$\bar{\mathcal{E}}_{\text{cov}}(\cdot) := \frac{1}{T_0} \int_0^{T_0} dt \mathcal{V}_t(\cdot) \otimes \left(U_C(t)^{\otimes N} \otimes \mathbb{1}_{\bar{C}}^{\otimes N} \right) |\Psi_{C\bar{C}}\rangle \langle \Psi_{C\bar{C}}| \left(U_C(t)^{\dagger \otimes N} \otimes \mathbb{1}_{\bar{C}}^{\otimes N} \right), \quad (173)$$

where now we have

$$\mathcal{V}_t(\cdot) := (U_{\text{Co}}(t)^{\otimes \kappa} \otimes \mathbb{1}_A) V_{L \rightarrow \text{CoA}} (U_L^\dagger(t)(\cdot)U_L(t)) V_{L \rightarrow \text{CoA}}^\dagger (U_{\text{Co}}(t)^{\dagger \otimes \kappa} \otimes \mathbb{1}_A). \quad (174)$$

The only reason why $\bar{\mathcal{E}}_{\text{cov}}(\cdot)$ is not yet an isometry is the twirling over the group, for which we are also able to define a dilation with the help of the Choi-Jamiolkowski isomorphism. First, let $\{|k\rangle_L\}$ be the eigenbasis of L with $\hat{H}_L = \sum_k \omega_{h_{L,k}} |k\rangle_L \langle k|_L$, and let $|\Phi_{L\bar{L}}\rangle = \sum_k |k\rangle_L \otimes |k\rangle_{\bar{L}}$ be an unnormalized maximally entangled state between the logical space L and a copy \bar{L} . Moreover, let us define $\hat{H}_{\bar{L}} = \sum_k -\omega_{h_{L,k}} |k\rangle_{\bar{L}} \langle k|_{\bar{L}}$ such that $(\hat{H}_L \otimes \mathbb{1}_{\bar{L}} + \mathbb{1}_L \otimes \hat{H}_{\bar{L}}) |\Phi_{L\bar{L}}\rangle = 0$. The Choi-Jamiolkowski representation of channel $\bar{\mathcal{E}}_{\text{cov}}$ is (we now omit writing the trivial representations such as $\mathbb{1}_A, \mathbb{1}_{\bar{C}}^{\otimes N}$ for simplicity of notation)

$$\bar{\mathcal{E}}_{\text{cov}}(|\Phi_{L\bar{L}}\rangle \langle \Phi_{L\bar{L}}|) = \frac{1}{T_0} \int_0^{T_0} dt \mathcal{V}_t(|\Phi_{L\bar{L}}\rangle \langle \Phi_{L\bar{L}}|) \otimes (U_C(t)^{\otimes N} |\Psi_{C\bar{C}}\rangle \langle \Psi_{C\bar{C}}| U_C(t)^{\dagger \otimes N}) \quad (175)$$

$$= \frac{1}{T_0} \int_0^{T_0} dt U_{\text{CoCL}}(t) \left(V_{L \rightarrow \text{CoA}} |\Phi_{L\bar{L}}\rangle \langle \Phi_{L\bar{L}}| V_{L \rightarrow \text{CoA}}^\dagger \otimes |\Psi_{C\bar{C}}\rangle \langle \Psi_{C\bar{C}}| \right) U_{\text{CoCL}}^\dagger(t), \quad (176)$$

where in the second line we have used the properties of the maximally entangled state, and we define $U_{\text{CoCL}}(t) := U_{\text{Co}}(t)^{\otimes \kappa} \otimes U_C(t)^{\otimes N} \otimes U_{\bar{L}}(t) = e^{-it(\hat{H}_{\text{Co}} \oplus \bar{H}_C \oplus \hat{H}_{\bar{L}})}$. Thus, we can write $\bar{\mathcal{E}}_{\text{cov}}$ in terms of the projectors onto the degenerate eigenspaces of $\hat{H}_{\text{Co}} \oplus \bar{H}_C \oplus \hat{H}_{\bar{L}}$ as

$$\bar{\mathcal{E}}_{\text{cov}}(|\Phi_{L\bar{L}}\rangle \langle \Phi_{L\bar{L}}|) = \sum_x \Pi_{\text{CoCL}}^x \left[V_{L \rightarrow \text{CoA}} |\Phi_{L\bar{L}}\rangle \langle \Phi_{L\bar{L}}| V_{L \rightarrow \text{CoA}}^\dagger \otimes |\Psi_{C\bar{C}}\rangle \langle \Psi_{C\bar{C}}| \right] \Pi_{\text{CoCL}}^x. \quad (177)$$

¹²We thank Philippe Faist for sharing this argument with us and allowing us to reproduce it here.

Since the operators $\hat{H}_{C_0}, \bar{H}_C, \hat{H}_{\bar{L}}$ act on different subsystems, we can decompose $\Pi_{C_0\bar{C}\bar{L}}^x$ as

$$\Pi_{C_0\bar{C}\bar{L}}^x = \sum_{\substack{k,l: \\ -h_{L,k}+h_{C_0C,l}=x}} \Pi_{C_0C}^l \otimes \Pi_{\bar{L}}^k, \quad (178)$$

where $h_{C_0C,l}$ are the eigenvalues of $\hat{H}_{C_0} \oplus \bar{H}_C$ and $h_{L,k}$ are the eigenvalues of $\hat{H}_{\bar{L}}$. Furthermore we can write $\Pi_{\bar{L}}^k = |k\rangle\langle k|_{\bar{L}}$. If we write the corresponding projector in L as $\Pi_L^k = |k\rangle\langle k|_L$, using the definition of $|\Phi_{L\bar{L}}\rangle\langle\Phi_{L\bar{L}}|$ we have that

$$\bar{\mathcal{E}}_{\text{cov}}(|\Phi_{L\bar{L}}\rangle\langle\Phi_{L\bar{L}}|) = \sum_{\substack{k,l,k',l' \\ -h_{L,k}+h_{C_0C,l}=-h_{L,k'}+h_{C_0C,l'}} \Pi_{C_0C}^l \left[V_{L \rightarrow C_0A} \Pi_L^{k'} |\Phi_{L\bar{L}}\rangle\langle\Phi_{L\bar{L}}| \Pi_L^k V_{L \rightarrow C_0A}^\dagger \otimes |\Psi_{C\bar{C}}\rangle\langle\Psi_{C\bar{C}}| \right] \Pi_{C_0C}^{l'}. \quad (179)$$

Now we can define an extra system B on a Hilbert space spanned by orthonormal basis vectors $\{|x\rangle_B\}$, and such that $\hat{H}_B = \sum_{x \in \{h_{C_0C,l}-h_{L,k}\}} (x)|x\rangle\langle x|_B$, so that every single energy difference $h_{C_0C,l} - h_{L,k}$ appears in the sum only once (note that by assumption this set is finite). With this, we can define the following isometry from the logical space labeled by L to BCoAC \bar{C} .

$$W_{L \rightarrow \text{BCoAC}\bar{C}} = \sum_x |x\rangle_B \otimes \sum_{\substack{k,l \\ h_{C_0C,l}-h_{L,k}=x}} [\Pi_{C_0C}^l (V_{L \rightarrow C_0A} \Pi_L^k) \otimes |\Psi_{C\bar{C}}\rangle]. \quad (180)$$

This is indeed an isometry since $W_{L \rightarrow \text{BCoAC}\bar{C}}^\dagger W_{L \rightarrow \text{BCoAC}\bar{C}} = \mathbb{1}_L$. It is covariant, in the sense that by construction

$$W_{L \rightarrow \text{BCoAC}\bar{C}} e^{-it\hat{H}_L} = \left(e^{-it(\hat{H}_{C_0} \oplus \bar{H}_C \oplus \hat{H}_B)} \otimes \mathbb{1}_{A\bar{C}} \right) W_{L \rightarrow \text{BCoAC}\bar{C}}. \quad (181)$$

Moreover, it can be easily computed that

$$\text{tr}_B \left[W_{L \rightarrow \text{BCoAC}\bar{C}} |\Phi_{L\bar{L}}\rangle\langle\Phi_{L\bar{L}}| W_{L \rightarrow \text{BCoAC}\bar{C}}^\dagger \right] = \bar{\mathcal{E}}_{\text{cov}}(|\Phi_{L\bar{L}}\rangle\langle\Phi_{L\bar{L}}|) \quad (182)$$

and subsequently

$$\text{tr}_{B\bar{A}\bar{C}} \left[W_{L \rightarrow \text{BCoAC}\bar{C}} |\Phi_{L\bar{L}}\rangle\langle\Phi_{L\bar{L}}| W_{L \rightarrow \text{BCoAC}\bar{C}}^\dagger \right] = \text{tr}_{C_{N+1} \dots C_M} [\bar{\mathcal{E}}_{\text{cov}}(|\Phi_{L\bar{L}}\rangle\langle\Phi_{L\bar{L}}|)], \quad (183)$$

so $W_{L \rightarrow \text{BCoAC}\bar{C}}$ is a covariant Stinespring dilation of channel $\text{tr}_{C_{N+1} \dots C_M} [\bar{\mathcal{E}}_{\text{cov}}(\cdot)]$, which we can see as an encoding isometry for which the error is *i*) first the loss to the environment of systems B $\bar{A}\bar{C}$, and then *ii*) an erasure error channel for $\bar{\mathcal{E}}_{\text{cov}}$. The result of [26] states that for these isometries, the entanglement fidelity achieved by any decoding scheme is bounded by

$$f_{\text{worst}} \leq 1 - \frac{\Delta h_L^2}{4\mathcal{N}^2 \Delta h_{\text{loss}}^2}, \quad (184)$$

where Δh_L is the range of values of the set $\{h_{L,k}\}$ of \hat{H}_L , \mathcal{N} is the number of subsystems in the encoding that can be erased independently by the error model, and where Δh_{loss} is the largest energy difference in the Hamiltonians of all the subsystems that are lost to the environment. We have that B $\bar{A}\bar{C}$ are lost and since A, \bar{C} have trivial generators we just have to look at \hat{H}_B , so that $\Delta h_{\text{loss}} = \Delta h_B$. The eigenvalues of \hat{H}_B are of the form $h_{C_0C,l} - h_{L,k}$, so that the range of \hat{H}_B is $\Delta h_B = \Delta h_{C_0} + \Delta h_C$ (the terms with $h_{L,k}$ always contribute negatively and hence Δh_L does not enter here).

We will now specialise the bound to the first case considered in Corollary 1. Here we have erasure of up to $M-1$ blocks of L entangled clocks so $N=1$. Furthermore, the effective clock generator on the remaining block of L entangled clocks is $\bar{H}_C = H_{\text{clock}}$ (recall Eq. (169) for an expression for H_{clock}). This effective clock system has $\Delta h_C = Ld_C$. Therefore $\Delta h_{\text{loss}} = \Delta h_{C_0} + Ld_C$. To compute \mathcal{N} , first notice that B $\bar{A}\bar{C}$ counts as a single system as it is always lost to the environment. Moreover, as mentioned above, the $M-1$ clocks that are lost to the environment do not appear in the decoding procedure at all, and as detailed above are such that effectively they were not there in the first place. Finally, the error channel on P is later corrected by its own decoding map $\mathcal{D}_j(\cdot)$ and is independent of whether we make the code covariant in the first place, and the block of L entangled clocks that is left (which we have taken to be the whole C system) does not get erased, so we can also count both these two as a single subsystem (which gets erased with probability 0). Hence we have $\mathcal{N}=2$. Putting everything together, we finally obtain

$$f_{\text{worst}} \leq 1 - \frac{\Delta h_L^2}{16(\Delta h_{C_0} + Ld_C)^2}. \quad (185)$$

The appearance of Δh_{C_0} as an additive contribution to the effective clock dimension Ld_C in the upper bound on the fidelity is to be expected, since in our setup one could have chosen the encoding map \mathcal{E} to be a clock whose decoding map \mathcal{D}_j measures this clock in the same way that the decoding map $\tilde{\mathcal{D}}_{j,q}$ measures the clocks on C . This scenario would help to make the encoding channel \mathcal{E}_{cov} increase its decoding fidelity, since its effective clock dimension would be $\Delta h_{C_0} + Ld_C$. Contrarily, if one considers encoding and decoding channels $\mathcal{E}, \mathcal{D}_j$ which do not help to make the encoding channel \mathcal{E}_{cov} reduce its decoding errors at all, then the value of Δh_{C_0} should not be expected to play a role in the decoding fidelity f_{worst} .

Finally, comparing Eq. (185) with the lower bound of Eq. (23), we see that up to logarithmic factors, the L entangled Quasi-Ideal clocks achieve the optimal error scaling with both their dimension d_C and number of clocks L .

H Proof of Theorem 4

In this section, we will prove Theorem 4. We will prove it only for the special case that the three blocks consist of one clock each, i.e. $L = 1$. Once Theorem 4 is proven for this specialised case, the result for larger L is a direct consequence of Theorem 3. Again for simplicity of notation, we will label $d = d_C$.

For simplicity, we will start assuming, as for a single clock, that d is even (d odd follows analogously), and that σ satisfies

$$(0, d) \ni \sigma \rightarrow \infty \text{ and } \frac{d}{\sigma} \rightarrow \infty \text{ as } d \rightarrow \infty. \quad (186)$$

The first goal will be to work out an explicit expression for $F_Q(\vec{k})$ evaluated for the case of three Quasi-Ideal clocks in which a 2-unknown phase error applied to one of them. To indicate this difference (i.e. that an unknown phase has now been applied), we add a tilde to F . Specifically, we have

$$\tilde{F}_Q(k_1, k_2, k_3) := \quad (187)$$

$$\frac{1}{T_0} \int_0^{T_0} dt e^{-i\omega_Q t} \langle \theta_{k_1} | \rho_{C,1}(t + \tilde{t}_{\text{ph},1}) | \theta_{k_1} \rangle \langle \theta_{k_2} | \rho_{C,2}(t + \tilde{t}_{\text{ph},2}) | \theta_{k_2} \rangle \langle \theta_{k_3} | \rho_{C,3}(t + \tilde{t}_{\text{ph},3}) | \theta_{k_3} \rangle, \quad (188)$$

where

$$\tilde{t}_{\text{ph},q} = \begin{cases} t_{\text{ph}} & \text{if } q = r, \\ 0 & \text{otherwise,} \end{cases} \quad (189)$$

and $r = 1, 2, 3$ denotes the clock to which the phase is applied. The variables r and t_{ph} are assumed to be unknown.

Applying Theorem 8.1 (Eq. 71) in [21] we find

$$\langle \theta_{k_q} | \rho_{C,q}(t + \tilde{t}_{\text{ph},q}) | \theta_{k_q} \rangle \quad (190)$$

$$= \langle \theta_{k_q} | e^{-i(t + \tilde{t}_{\text{ph},q})\hat{H}_C} | \psi_{\text{nor}}(k_q^0) \rangle \langle \psi_{\text{nor}}(k_q^0) |_q e^{i(t + \tilde{t}_{\text{ph},q})\hat{H}_C} | \theta_{k_q} \rangle \quad (191)$$

$$= \langle \theta_{k_q} | e^{it\hat{H}_C} \left(| \psi_{\text{nor}}(\tilde{k}_q^0) \rangle_q + | \varepsilon_c(\tilde{t}_{\text{ph}}) \rangle_q \right) \left(\langle \varepsilon_c(\tilde{t}_{\text{ph}}) |_q + \langle \psi_{\text{nor}}(\tilde{k}_q^0) |_q \right) e^{-it\hat{H}_C} | \theta_{k_q} \rangle \quad (192)$$

$$= \langle \theta_{k_q} | \rho_{C,q}(t) | \theta_{k_q} \rangle \Big|_{k_q^0 \mapsto \tilde{k}_q^0} + \varepsilon_{\text{I0}}, \quad (193)$$

where we have used the Quasi-Ideal clock states $\rho_{C,q} = | \psi_{\text{nor}}(k_q^0) \rangle \langle \psi_{\text{nor}}(k_q^0) |_q$ and defined

$$\tilde{k}_q^0 = \begin{cases} k_q^0 + t_{\text{ph}}d/T_0 & \text{if } q = r, \\ k_q^0 & \text{otherwise.} \end{cases} \quad (194)$$

In the last line of Eq. (193) we have defined

$$|\varepsilon_{\text{I0}}| = \left| \langle \theta_{k_q} | e^{it\hat{H}_C} | \psi_{\text{nor}}(\tilde{k}_q^0) \rangle_q \langle \varepsilon_c(\tilde{t}_{\text{ph}}) |_q e^{-it\hat{H}_C} | \theta_{k_q} \rangle \right. \quad (195)$$

$$\left. + \langle \theta_{k_q} | e^{it\hat{H}_C} | \varepsilon_c(\tilde{t}_{\text{ph}}) \rangle_q \langle \psi_{\text{nor}}(\tilde{k}_q^0) |_q e^{-it\hat{H}_C} | \theta_{k_q} \rangle + \langle \varepsilon_c(\tilde{t}_{\text{ph}}) |_q e^{-it\hat{H}_C} | \theta_{k_q} \rangle \langle \theta_{k_q} | e^{it\hat{H}_C} | \varepsilon_c(\tilde{t}_{\text{ph}}) \rangle_q \right| \quad (196)$$

$$\leq 2\varepsilon_c(\tilde{t}_{\text{ph}}, d) + \varepsilon_c^2(\tilde{t}_{\text{ph}}, d), \quad (197)$$

where ε_c is defined in Theorem 8.1 (Eq. 71) in [21]. Thus from Eqs. (193) and (58), it follows that if the clocks $\rho_{C,q}$ in question are Quasi-Ideal clocks, then

$$\tilde{F}_Q(k_1, k_2, k_3) = F_Q(k_1, k_2, k_3) \Big|_{\{k_q^0 \mapsto \tilde{k}_q^0\}_{q=1}^3} + 7\varepsilon_{\text{I0}}, \quad (198)$$

so we see that a 2-unknown phase error, up to a small error ε_c , simply re-maps the initial time of one of the clocks to an unknown value. Given the relation Eq. (198), our 1st task will be to find an explicit expression for the integral (58). We do this in the following section.

H.1 An Expression for the Integral in F_Q

We start by deriving a general expression for $\langle \theta_k | \rho_{C,q}(t) | \theta_k \rangle$ for $k \in \mathcal{S}_d(k_q^0)$, $q \in \{1, 2, 3\}$ for Quasi-Ideal clock states. For this we need to consider the overlaps

$$\langle \theta_{k_q} | \psi_{\text{nor}}(k_q^0 + td/T_0) \rangle = \langle \theta_{k_q} | \sum_{k \in \mathcal{S}_d(k_q^0 + td/T_0)} \psi_{\text{nor}}(k_q^0 + td/T_0; k) | \theta_k \rangle \quad (199)$$

$$\langle \theta_{k_q} | \sum_{k \in \mathcal{S}_d(k_q^0 + td/T_0)} \psi_{\text{nor}}(k_q^0; k - td/T_0) | \theta_k \rangle. \quad (200)$$

Let t_q be defined via the relation

$$k_q - t_q d/T_0 = \min\{\mathcal{S}_d(k_q^0)\}. \quad (201)$$

Using Eq. (99) we find $\min\{\mathcal{S}_d(k_q^0)\} = \lfloor k_q^0 \rfloor - \frac{d}{2} + 1$, giving

$$t_q = \left(k_q - \lfloor k_q^0 \rfloor + \frac{d}{2} - 1 \right) \frac{T_0}{d}. \quad (202)$$

Therefore,

$$\langle \theta_{k_q} | \psi_{\text{nor}}(k_q^0 + td/T_0) \rangle = \quad (203)$$

$$\begin{cases} \langle \theta_{k_q} | \sum_{k \in \mathcal{S}_d(k_q^0)} \psi_{\text{nor}}(k_q^0; k - td/T_0) | \theta_k \rangle = \psi_{\text{nor}}(k_q^0; k_q - td/T_0) & \text{if } t \in [0, t_q] \\ \langle \theta_{k_q} | \sum_{k \in \mathcal{S}_d(k_q^0 + d)} \psi_{\text{nor}}(k_q^0; k - td/T_0) | \theta_k \rangle = \psi_{\text{nor}}(k_q^0; k_q + d - td/T_0) & \text{if } t \in (t_q, T_0] \end{cases} \quad (204)$$

Now consider Eq. (58) with measurement outcomes $k_1 \leq k_2 \leq k_3$, with identical clocks other then their starting times denoted k_1^0, k_2^0, k_3^0 respectively. We consider this special case w.l.o.g. since the other cases can be reconstructed later using property 3) in Section B. Thus using Theorem 9.1 in [21] we have

$$F_Q(k_1, k_2, k_3) = \frac{1}{T_0} \int_0^{T_0} dt e^{-i\omega Q t} \langle \theta_{k_1} | \rho_{C,1}(t) | \theta_{k_1} \rangle \langle \theta_{k_2} | \rho_{C,2}(t) | \theta_{k_2} \rangle \langle \theta_{k_3} | \rho_{C,3}(t) | \theta_{k_3} \rangle \quad (205)$$

$$= \frac{1}{T_0} \int_0^{T_0} dt e^{-i\omega Q t} \left| A \psi_{\text{nor}}(k_1^0; \hat{k}_1(t, k_1) - td/T_0) + \langle \theta_{k_1} | \varepsilon_c(t) \rangle \right|^2 \quad (206)$$

$$\left| A \psi_{\text{nor}}(k_2^0; \hat{k}_2(t, k_2) - td/T_0) + \langle \theta_{k_2} | \varepsilon_c(t) \rangle \right|^2 \quad (207)$$

$$\left| A \psi_{\text{nor}}(k_3^0; \hat{k}_3(t, k_3) - td/T_0) + \langle \theta_{k_3} | \varepsilon_c(t) \rangle \right|^2 \quad (208)$$

$$= \int_0^1 dx e^{-i2\pi x Q} \left| A \psi_{\text{nor}}(k_1^0; \hat{k}_1(xT_0, k_1) - xd) + \langle \theta_{k_1} | \varepsilon_c(xT_0) \rangle \right|^2 \quad (209)$$

$$\left| A \psi_{\text{nor}}(k_2^0; \hat{k}_2(xT_0, k_2) - xd) + \langle \theta_{k_2} | \varepsilon_c(xT_0) \rangle \right|^2 \quad (210)$$

$$\left| A \psi_{\text{nor}}(k_3^0; \hat{k}_3(xT_0, k_3) - xd) + \langle \theta_{k_3} | \varepsilon_c(xT_0) \rangle \right|^2, \quad (211)$$

where in the last line we performed the change of variable $x = t/T_0$ and used $\omega = 2\pi/T_0$ and defined $t_m = (k_m - \lfloor k_m^0 \rfloor + \frac{d}{2} - 1) \frac{T_0}{d}$ and for $m = 1, \dots, N$

$$\hat{k}_m(t, k_m) = \begin{cases} k_m & \text{if } t \in [0, t_m], \\ k_m + d & \text{if } t \in (t_m, T_0]. \end{cases} \quad (212)$$

From Eq. (211) we have

$$F_Q(k_1, k_2, k_3) = A^6 \int_0^1 dx e^{-i2\pi x Q} \psi_{\text{nor}}^2(k_1^0; \hat{k}_1(xT_0, k_1) - xd) \quad (213)$$

$$\psi_{\text{nor}}^2(k_2^0; \hat{k}_2(xT_0, k_2) - xd) \psi_{\text{nor}}^2(k_3^0; \hat{k}_3(xT_0, k_3) - xd) \quad (214)$$

$$+ \varepsilon_{I1}. \quad (215)$$

Using the triangle inequality and the identity $|R + C|^2 = R^2 + \varepsilon$ where $|\varepsilon| \leq |C|(2R + |C|)$ for $R \geq 0$, $C \in \mathbb{C}$, we can bound the ε_{11} term,

$$|\varepsilon_{11}| \leq A^6 \int_0^1 dx 5 \max_{y \in \mathbb{R}} \psi_{\text{nor}}^2(0; y) \varepsilon_c(T_0, d) \leq 5A^6 \varepsilon_c(T_0, d), \quad (216)$$

where $\varepsilon_c(T_0, d)$ is an upper bound to $\|\varepsilon_c(t)\|_2$ evaluated at $t = T_0$. This quantity, (which already appeared in Appendix D) is given in Theorem 8.1 of [21] and satisfies

$$\varepsilon_c(T_0, d) = \frac{T_0}{T_0} \left(\mathcal{O}\left(d^2 \sigma^{1/2}\right) e^{-\frac{\pi}{4} \sigma^2 \alpha_0^2} + \mathcal{O}\left(1 + \frac{d^3}{\sigma^{3/4}}\right) e^{-\frac{\pi}{4} \left(\frac{d}{\sigma}\right)^2} \right) + \mathcal{O}\left(e^{-\frac{\pi}{4} \left(\frac{d}{\sigma}\right)^2}\right) + \mathcal{O}\left(e^{-\frac{\pi}{4} \sigma^2}\right) \quad (217)$$

$$= \mathcal{O}\left(d^2 \sigma^{1/2}\right) e^{-\frac{\pi}{4} \sigma^2 \alpha_0^2} + \mathcal{O}\left(\frac{d^3}{\sigma^{3/4}}\right) e^{-\frac{\pi}{4} \left(\frac{d}{\sigma}\right)^2} \quad (218)$$

where $\alpha_0 \in (0, 1]$ is defined in Def. 2 in [21] and explained in Eq. (106).

Using $A^2 = \sqrt{2}/\sigma + \varepsilon_A = \mathcal{O}(1/\sigma)$ from Eq. 483 in [21], and Eq. (216) we conclude

$$|\varepsilon_{11}| = \mathcal{O}\left(\frac{d^2}{\sigma^{5/2}}\right) e^{-\frac{\pi}{4} \sigma^2 \alpha_0^2} + \mathcal{O}\left(\frac{d^3}{\sigma^{15/4}}\right) e^{-\frac{\pi}{4} \left(\frac{d}{\sigma}\right)^2}. \quad (219)$$

Dividing the integral in Eq. (215) into subintervals and substituting for ψ_{nor} we find

$$F_Q(k_1, k_2, k_3) = A^6 \int_0^{t_1/T_0} dx e^{-i2\pi x Q} e^{-\frac{2\pi}{\sigma^2} [(k_1^0 - k_1 + xd)^2 + (k_2^0 - k_2 + xd)^2 + (k_3^0 - k_3 + xd)^2]} \quad (220)$$

$$+ A^6 \int_{t_1/T_0}^{t_2/T_0} dx e^{-i2\pi x Q} e^{-\frac{2\pi}{\sigma^2} [(k_1^0 - k_1 - d + xd)^2 + (k_2^0 - k_2 + xd)^2 + (k_3^0 - k_3 + xd)^2]} \quad (221)$$

$$+ A^6 \int_{t_2/T_0}^{t_3/T_0} dx e^{-i2\pi x Q} e^{-\frac{2\pi}{\sigma^2} [(k_1^0 - k_1 - d + xd)^2 + (k_2^0 - k_2 - d + xd)^2 + (k_3^0 - k_3 + xd)^2]} \quad (222)$$

$$+ A^6 \int_{t_3/T_0}^1 dx e^{-i2\pi x Q} e^{-\frac{2\pi}{\sigma^2} [(k_1^0 - k_1 - d + xd)^2 + (k_2^0 - k_2 - d + xd)^2 + (k_3^0 - k_3 + xd)^2]} \quad (223)$$

$$+ \varepsilon_{11}. \quad (224)$$

For the rest of the proof, it is convenient to work with \tilde{F}_Q rather than F_Q . Substituting the above into Eq. (198) and performing the mapping $k_q^0 \mapsto \tilde{k}_q^0$, $q = 1, 2, 3$, we find

$$\tilde{F}_Q(k_1, k_2, k_3) = \quad (225)$$

$$A^6 \int_0^{\tilde{k}_1/d + 1/2 - 1/d} dx e^{-i2\pi x Q} e^{-2\pi \left(\frac{d}{\sigma}\right)^2 \left[\left(x - \frac{\tilde{k}_1}{d} + \frac{\Delta k_1^0}{d}\right)^2 + \left(x - \frac{\tilde{k}_2}{d} + \frac{\Delta k_2^0}{d}\right)^2 + \left(x - \frac{\tilde{k}_3}{d} + \frac{\Delta k_3^0}{d}\right)^2 \right]} \quad (226)$$

$$+ A^6 \int_{\tilde{k}_1/d + 1/2 - 1/d}^{\tilde{k}_2/d + 1/2 - 1/d} dx e^{-i2\pi x Q} e^{-2\pi \left(\frac{d}{\sigma}\right)^2 \left[\left(x - 1 - \frac{\tilde{k}_1}{d} + \frac{\Delta k_1^0}{d}\right)^2 + \left(x - \frac{\tilde{k}_2}{d} + \frac{\Delta k_2^0}{d}\right)^2 + \left(x - \frac{\tilde{k}_3}{d} + \frac{\Delta k_3^0}{d}\right)^2 \right]} \quad (227)$$

$$+ A^6 \int_{\tilde{k}_2/d + 1/2 - 1/d}^{\tilde{k}_3/d + 1/2 - 1/d} dx e^{-i2\pi x Q} e^{-2\pi \left(\frac{d}{\sigma}\right)^2 \left[\left(x - 1 - \frac{\tilde{k}_1}{d} + \frac{\Delta k_1^0}{d}\right)^2 + \left(x - 1 - \frac{\tilde{k}_2}{d} + \frac{\Delta k_2^0}{d}\right)^2 + \left(x - \frac{\tilde{k}_3}{d} + \frac{\Delta k_3^0}{d}\right)^2 \right]} \quad (228)$$

$$+ A^6 \int_{\tilde{k}_3/d + 1/2 - 1/d}^1 dx e^{-i2\pi x Q} e^{-2\pi \left(\frac{d}{\sigma}\right)^2 \left[\left(x - 1 - \frac{\tilde{k}_1}{d} + \frac{\Delta k_1^0}{d}\right)^2 + \left(x - 1 - \frac{\tilde{k}_2}{d} + \frac{\Delta k_2^0}{d}\right)^2 + \left(x - 1 - \frac{\tilde{k}_3}{d} + \frac{\Delta k_3^0}{d}\right)^2 \right]} \quad (229)$$

$$+ \varepsilon_{11} + 7 \varepsilon_{10}. \quad (230)$$

where we have defined initial clock time independent measurement outcomes,

$$\bar{k}_p := k_p - [\tilde{k}_p^0] \in \mathcal{S}_d(\tilde{k}_p^0) - [\tilde{k}_p^0] = \left\{ -\frac{d}{2} + 1, -\frac{d}{2} + 2, \dots, \frac{d}{2} \right\}, \quad p = 1, 2, 3, \quad (231)$$

and $1 > \Delta k_p^0 := \tilde{k}_p^0 - [\tilde{k}_p^0] \geq 0$, $p = 1, 2, 3$. Before proceeding further, we write explicitly bounds for the ε terms. Using Eq. (218) we find

$$|\varepsilon_{10}| \leq 2\varepsilon_c(\tilde{t}_{\text{ph}}, d) + \varepsilon_c^2(\tilde{t}_{\text{ph}}, d) = \mathcal{O}\left(d^2 \sigma^{1/2}\right) e^{-\frac{\pi}{4} \sigma^2 \alpha_0^2} + \mathcal{O}\left(\frac{d^3}{\sigma^{3/4}}\right) e^{-\frac{\pi}{4} \left(\frac{d}{\sigma}\right)^2}. \quad (232)$$

Thus taking into account (219), we conclude

$$|\varepsilon_{11}| + 7|\varepsilon_{10}| = \mathcal{O}\left(d^2 \sigma^{1/2}\right) e^{-\frac{\pi}{4} \sigma^2 \alpha_0^2} + \mathcal{O}\left(\frac{d^3}{\sigma^{3/4}}\right) e^{-\frac{\pi}{4} \left(\frac{d}{\sigma}\right)^2}. \quad (233)$$

In order to simplify the equations further, we will set k_1 to the smallest measurement outcome possible, i.e. $k_1 = \lfloor \bar{k}_1^0 \rfloor - d/2 + 1$. We can easily generate the other cases by employing Eq. (60), which we postpone to Section H.4. Substituting into Eq. (230) gives us

$$\tilde{F}_Q(k_1, k_2, k_3) = \quad (234)$$

$$A^6 \int_0^{\bar{k}_2/d + 1/2 - 1/d} dx e^{-i2\pi x Q} e^{-2\pi \left(\frac{d}{\sigma}\right)^2 \left[\left(x - \frac{1}{2} - \frac{1 - \Delta k_1^0}{d}\right)^2 + \left(x - \frac{\bar{k}_2}{d} + \frac{\Delta k_2^0}{d}\right)^2 + \left(x - \frac{\bar{k}_3}{d} + \frac{\Delta k_3^0}{d}\right)^2 \right]} \quad (235)$$

$$+ A^6 \int_{\bar{k}_2/d + 1/2 - 1/d}^{\bar{k}_3/d + 1/2 - 1/d} dx e^{-i2\pi x Q} e^{-2\pi \left(\frac{d}{\sigma}\right)^2 \left[\left(x - \frac{1}{2} - \frac{1 - \Delta k_1^0}{d}\right)^2 + \left(x - 1 - \frac{\bar{k}_2}{d} + \frac{\Delta k_2^0}{d}\right)^2 + \left(x - \frac{\bar{k}_3}{d} + \frac{\Delta k_3^0}{d}\right)^2 \right]} \quad (236)$$

$$+ A^6 \int_{\bar{k}_3/d + 1/2 - 1/d}^1 dx e^{-i2\pi x Q} e^{-2\pi \left(\frac{d}{\sigma}\right)^2 \left[\left(x - \frac{1}{2} - \frac{1 - \Delta k_1^0}{d}\right)^2 + \left(x - 1 - \frac{\bar{k}_2}{d} + \frac{\Delta k_2^0}{d}\right)^2 + \left(x - 1 - \frac{\bar{k}_3}{d} + \frac{\Delta k_3^0}{d}\right)^2 \right]} \quad (237)$$

$$+ \varepsilon_{11} + 7\varepsilon_{10}. \quad (238)$$

The intuition is that each of the three above integrals will be small whenever the the corresponding term in square brackets in the exponent does not pass through zero in the interval over which it is being integrated. We now solve for \bar{k}_2, \bar{k}_3 for when this happens. We start with the 1st integral. From line (235), we observe that the term

$$\left[\left(x - \frac{1}{2} - \frac{1 - \Delta k_1^0}{d}\right)^2 + \left(x - \frac{\bar{k}_2}{d} + \frac{\Delta k_2^0}{d}\right)^2 + \left(x - \frac{\bar{k}_3}{d} + \frac{\Delta k_3^0}{d}\right)^2 \right] \quad (239)$$

can only be zero iff $x = 1/2 + 1/d - \Delta k_1^0/d$, $\bar{k}_2/d = 1/2 + 1/d + (\Delta k_2^0 - \Delta k_1^0)/d$, and $\bar{k}_3/d = 1/2 + 1/d + (\Delta k_3^0 - \Delta k_1^0)/d$. In this case, $x \in [0, \bar{k}_2/d + 1/2 - 1/d] = [0, 1 + (\Delta k_2^0 - \Delta k_1^0)/d]$, so x passes through $x = 1/2 + 1/d - \Delta k_1^0/d$. Observe that this values of $\bar{k}_2/d, \bar{k}_3/d$ are outside the domain of $\bar{k}_2/d, \bar{k}_3/d$ by an additive factor of $1/d + (\Delta k_2^0 - \Delta k_1^0)/d$ and $1/d + (\Delta k_3^0 - \Delta k_1^0)/d$ respectively. However, since this quantity tends to zero as d becomes large, the integral on line (235) will provide a significant contribution. For this case, we will make the parametrization $\bar{k}_2/d = 1 + 1/d - k/d$, $\bar{k}_3/d = 1 + 1/d - l/d$, $k, l = 1, \dots, d$.

Similarly for the integral on line (236), we find that

$$\left[\left(x - \frac{1}{2} - \frac{1 - \Delta k_1^0}{d}\right)^2 + \left(x - 1 - \frac{\bar{k}_2}{d} + \frac{\Delta k_2^0}{d}\right)^2 + \left(x - \frac{\bar{k}_3}{d} + \frac{\Delta k_3^0}{d}\right)^2 \right] \quad (240)$$

can only be zero iff $x = 1/2 + 1/d - \Delta k_1^0/d$, $\bar{k}_2/d = -1/2 + 1/d + (\Delta k_2^0 - \Delta k_1^0)/d$, and $\bar{k}_3/d = 1/2 + 1/d + (\Delta k_3^0 - \Delta k_1^0)/d$. In this case, $x \in [0, \bar{k}_2/d + 1/2 - 1/d] = [0, 1 + (\Delta k_2^0 - \Delta k_1^0)/d]$ For this case, we will make the parametrization $\bar{k}_2/d = -1/2 + 1/d + m/d$, $\bar{k}_3/d = 1 + 1/d - l/d$, $m = 0, \dots, d-1$, $l = 1, \dots, d$.

Similarly for the integral on line (237), we find that

$$\left[\left(x - \frac{1}{2} - \frac{1 - \Delta k_1^0}{d}\right)^2 + \left(x - 1 - \frac{\bar{k}_2}{d} + \frac{\Delta k_2^0}{d}\right)^2 + \left(x - 1 - \frac{\bar{k}_3}{d} + \frac{\Delta k_3^0}{d}\right)^2 \right] \quad (241)$$

can only be zero iff $x = 1/2 + 1/d - \Delta k_1^0/d$, $\bar{k}_2/d = -1/2 + 1/d + (\Delta k_2^0 - \Delta k_1^0)/d$, and $\bar{k}_3/d = -1/2 + 1/d + (\Delta k_3^0 - \Delta k_1^0)/d$ with $x \in [\bar{k}_3/d + 1/2 - 1/d, 1] = [(\Delta k_3^0 - \Delta k_1^0)/d, 1]$.

Intuitively, the three cases represent all possibilities (satisfying our assumptions $k_1 \leq k_2 \leq k_3$) in which approximately either all three measured elapsed times (these are all proportional to $k_1 - k_1^0$, $k_2 - k_2^0$, $k_3 - k_3^0$) coincide with the measured elapsed time of the 1st clock (proportional to $k_1 - k_1^0$), or the three measured elapsed times correspond to some combination of either the measured elapsed time of the first clock or approximately the time corresponding to one period T_0 later. In all cases, these correspond approximately to the initial time, due to the periodic motion of the clock, i.e. the clock resets back to the initial time after one period of its motion. So in all cases, we should expect that to a good approximation, the outcomes which are most likely are those when all the clocks mark (at least approximately) the same elapsed time.

We will now find a good approximation for the last integral (line (237)), the others can be approximated in the same way.

H.2 Approximating the integral in line (237).

We will start by substituting the parametrizations $\bar{k}_2/d = -1/2 + 1/d + m/d$, $\bar{k}_3/d = -1/2 + 1/d + p/d$, $m, p = 0, \dots, d-1$ into the integral on line (237), obtaining

$$\text{Int}_3(m, p) := \int_{\bar{k}_3/d+1/2-1/d}^1 dx e^{-i2\pi x Q} e^{-2\pi(\frac{d}{\sigma})^2 \left[\left(x - \frac{1}{2} - \frac{1}{d} + \frac{\Delta k_1^0}{d}\right)^2 + \left(x - 1 - \frac{\bar{k}_2}{d} + \frac{\Delta k_2^0}{d}\right)^2 + \left(x - 1 - \frac{\bar{k}_3}{d} + \frac{\Delta k_3^0}{d}\right)^2 \right]} \quad (242)$$

$$= \int_{p/d}^1 dx e^{-i2\pi x Q} e^{-2\pi(\frac{d}{\sigma})^2 \left[\left(x - \frac{1}{2} - \frac{1}{d} + \frac{\Delta k_1^0}{d}\right)^2 + \left(x - \frac{1}{2} - \frac{1}{d} + \frac{\Delta k_2^0}{d} - \frac{m}{d}\right)^2 + \left(x - \frac{1}{2} - \frac{1}{d} + \frac{\Delta k_3^0}{d} - \frac{p}{d}\right)^2 \right]}. \quad (243)$$

We now consider the case in which the integral may contain a significant contribution to Eq. (238), and write

$$\text{Int}_3(m, p) = \int_{-\infty}^{\infty} dx e^{-i2\pi x Q} e^{-2\pi(\frac{d}{\sigma})^2 \left[\left(x - \frac{1}{2} - \frac{1}{d} + \frac{\Delta k_1^0}{d}\right)^2 + \left(x - \frac{1}{2} - \frac{1}{d} + \frac{\Delta k_2^0}{d} - \frac{m}{d}\right)^2 + \left(x - \frac{1}{2} - \frac{1}{d} + \frac{\Delta k_3^0}{d} - \frac{p}{d}\right)^2 \right]} \quad (244)$$

$$+ \varepsilon_3^L(m, p) + \varepsilon_3^R(m, p), \quad (245)$$

where

$$|\varepsilon_3^L(m, p)| = \left| - \int_{-\infty}^{p/d} dx e^{-i2\pi x Q} e^{-2\pi(\frac{d}{\sigma})^2 \left[\left(x - \frac{1}{2} - \frac{1}{d} + \frac{\Delta k_1^0}{d}\right)^2 + \left(x - \frac{1}{2} - \frac{1}{d} + \frac{\Delta k_2^0}{d} - \frac{m}{d}\right)^2 + \left(x - \frac{1}{2} - \frac{1}{d} + \frac{\Delta k_3^0}{d} - \frac{p}{d}\right)^2 \right]} \right| \quad (246)$$

$$\leq \int_{-\infty}^{p/d} dx e^{-2\pi(\frac{d}{\sigma})^2 \left[\left(x - \frac{1}{2} - \frac{1}{d} + \frac{\Delta k_1^0}{d}\right)^2 + \left(x - \frac{1}{2} - \frac{1}{d} + \frac{\Delta k_2^0}{d} - \frac{m}{d}\right)^2 + \left(x - \frac{1}{2} - \frac{1}{d} + \frac{\Delta k_3^0}{d} - \frac{p}{d}\right)^2 \right]}. \quad (247)$$

We now employ the relation

$$(x + A)^2 + (x + A - y)^2 + (x + A - z)^2 = -\frac{1}{3}(y + z)^2 + y^2 + z^2 + 3 \left(x + A - \frac{1}{3}(y + z) \right)^2 \quad (248)$$

for $x, y, z, A \in \mathbb{R}$ followed by introducing the condition (later we will work out a bound for when this condition is not satisfied)

$$\frac{p}{d} - \frac{1}{2} - \frac{1}{d} - \frac{p + m - \Delta k_1^0 - \Delta k_2^0 - \Delta k_3^0}{3d} \leq -\varepsilon_{3,1}^L \quad \text{for some } \varepsilon_{3,1}^L > 0, \quad (249)$$

we find

$$|\varepsilon_3^L(m, p)| \leq e^{-2\pi(\frac{d}{\sigma})^2 \left[-\frac{1}{3} \left(\frac{p+m+2\Delta k_1^0 - \Delta k_2^0 - \Delta k_3^0}{d} \right)^2 + \left(\frac{p+\Delta k_1^0 - \Delta k_3^0}{d} \right)^2 + \left(\frac{m+\Delta k_1^0 - \Delta k_2^0}{d} \right)^2 \right]} \quad (250)$$

$$\int_{-\infty}^{p/d} dx e^{-6\pi(\frac{d}{\sigma})^2 \left(x - \frac{1}{2} - \frac{1}{d} + \frac{\Delta k_1^0}{d} - \frac{p+m+2\Delta k_1^0 - \Delta k_2^0 - \Delta k_3^0}{3d} \right)^2} \quad (251)$$

$$\leq e^{-2\pi(\frac{d}{\sigma})^2 \left[-\frac{1}{3} \left(\frac{p+m+2\Delta k_1^0 - \Delta k_2^0 - \Delta k_3^0}{d} \right)^2 + \left(\frac{p+\Delta k_1^0 - \Delta k_3^0}{d} \right)^2 + \left(\frac{m+\Delta k_1^0 - \Delta k_2^0}{d} \right)^2 \right]} \quad (252)$$

$$\int_{-\infty}^{p/d} dx \frac{x - \frac{1}{2} - \frac{1}{d} - \frac{p+m-\Delta k_1^0 - \Delta k_2^0 - \Delta k_3^0}{3d}}{\frac{p}{d} - \frac{1}{2} - \frac{1}{d} - \frac{p+m-\Delta k_1^0 - \Delta k_2^0 - \Delta k_3^0}{3d}} e^{-6\pi(\frac{d}{\sigma})^2 \left(x - \frac{1}{2} - \frac{1}{d} - \frac{p+m-\Delta k_1^0 - \Delta k_2^0 - \Delta k_3^0}{3d} \right)^2} \quad (253)$$

$$= e^{-2\pi(\frac{d}{\sigma})^2 \left[-\frac{1}{3} \left(\frac{p+m+2\Delta k_1^0 - \Delta k_2^0 - \Delta k_3^0}{d} \right)^2 + \left(\frac{p+\Delta k_1^0 - \Delta k_3^0}{d} \right)^2 + \left(\frac{m+\Delta k_1^0 - \Delta k_2^0}{d} \right)^2 \right]} \quad (254)$$

$$\frac{-1}{2\pi 6} \left(\frac{\sigma}{d} \right)^2 e^{-6\pi(\frac{d}{\sigma})^2 \left(\frac{p}{d} - \frac{1}{2} - \frac{1}{d} - \frac{p+m-\Delta k_1^0 - \Delta k_2^0 - \Delta k_3^0}{3d} \right)^2} \quad (255)$$

$$\leq \frac{1}{2\pi 6} \left(\frac{\sigma}{d} \right)^2 \frac{e^{-2\pi(\frac{d}{\sigma})^2 \left[\left(\frac{p}{d} - \frac{1}{2} - \frac{1}{d} + \frac{\Delta k_1^0}{d} \right)^2 + \left(\frac{p}{d} - \frac{1}{2} - \frac{1}{d} + \frac{\Delta k_2^0}{d} - \frac{m}{d} \right)^2 + \left(\frac{p}{d} - \frac{1}{2} - \frac{1}{d} + \frac{\Delta k_3^0}{d} - \frac{p}{d} \right)^2 \right]}}{\varepsilon_{3,1}^L} \quad (256)$$

$$\leq \frac{1}{2\pi 6} \left(\frac{\sigma}{d} \right)^2 \frac{e^{-2\pi(\frac{d}{\sigma})^2 \left(\frac{1}{2} + \frac{1-\Delta k_3^0}{d} \right)^2}}{\varepsilon_{3,1}^L} \quad (257)$$

$$\leq \frac{1}{2\pi 6} \left(\frac{\sigma}{d} \right)^2 \frac{e^{-\frac{\pi}{2}(\frac{d}{\sigma})^2}}{\varepsilon_{3,1}^L}, \quad \forall m, p = 0, \dots, d-1. \quad (258)$$

where in the penultimate line we have used Eq. (248) and (249). Analogously, we can bound $\varepsilon_3^R(m, p)$. We find

$$|\varepsilon_3^R(m, p)| = \left| - \int_1^\infty dx e^{-i2\pi x Q} e^{-2\pi \left(\frac{d}{\sigma}\right)^2 \left[\left(x - \frac{1}{2} - \frac{1}{d} + \frac{\Delta k_1^0}{d}\right)^2 + \left(x - \frac{1}{2} - \frac{1}{d} + \frac{\Delta k_2^0}{d} - \frac{m}{d}\right)^2 + \left(x - \frac{1}{2} - \frac{1}{d} + \frac{\Delta k_3^0}{d} - \frac{p}{d}\right)^2 \right]} \right| \quad (259)$$

$$\leq \frac{1}{2\pi 6} \left(\frac{\sigma}{d}\right)^2 \frac{e^{-\frac{\pi}{2} \left(\frac{d}{\sigma}\right)^2 (1-\frac{2}{d})^2}}{\varepsilon_{3,1}^R}, \quad m, p = 0, \dots, d-1. \quad (260)$$

where we have introduced the constraint

$$1 - \frac{1}{2} - \frac{1}{d} - \frac{p + m - \Delta k_1^0 - \Delta k_2^0 - \Delta k_3^0}{3d} \geq \varepsilon_{3,1}^R \quad \text{for some } \varepsilon_{3,1}^R > 0. \quad (261)$$

Thus computing the integral in Eq. (245) and combining the epsilons into a single term, we have

$$\text{Int}_3(m, p) = \frac{1}{\sqrt{6}} \left(\frac{\sigma}{d}\right) e^{-i\pi Q} e^{i\pi \frac{2}{3} \Delta k_T^0 Q/d} e^{-i\pi \frac{2}{3} (3+m+p)Q/d} \quad (262)$$

$$e^{-\pi \frac{4}{3} \left(\frac{d}{\sigma}\right)^2 \left(\frac{[\Delta k_1^0 - \Delta k_2^0 + m]^2 + [\Delta k_1^0 - \Delta k_3^0 + p]^2 - [\Delta k_1^0 - \Delta k_2^0 + m][\Delta k_1^0 - \Delta k_3^0 + p]}{d^2} \right)} e^{-\frac{\pi}{6} \left(\frac{\sigma}{d}\right)^2 Q^2} + \varepsilon_3(m, p), \quad (263)$$

$$= \frac{1}{\sqrt{6}} \left(\frac{\sigma}{d}\right) e^{-i2\pi \tilde{k} Q/d} e^{-i\pi \frac{2}{3} (m+p)Q/d} \quad (264)$$

$$e^{-\pi \frac{4}{3} \left(\frac{d}{\sigma}\right)^2 \left(\frac{[\Delta k_1^0 - \Delta k_2^0 + m]^2 + [\Delta k_1^0 - \Delta k_3^0 + p]^2 - [\Delta k_1^0 - \Delta k_2^0 + m][\Delta k_1^0 - \Delta k_3^0 + p]}{d^2} \right)} e^{-\frac{\pi}{6} \left(\frac{\sigma}{d}\right)^2 Q^2} + \varepsilon_3(m, p), \quad (265)$$

where in the last line we have multiplied by $1 = e^{2\pi i Q}$ and defined the quantities

$$\tilde{k} := -\frac{1}{2} + \frac{1}{d} - \frac{\Delta k_T^0}{3d}, \quad (266)$$

$$\Delta k_T^0 := \Delta k_1^0 + \Delta k_2^0 + \Delta k_3^0. \quad (267)$$

Note that if inequalities (249) and (261) are both satisfied, then

$$|\varepsilon_3(m, p)| \leq \frac{1}{2\pi 6} \left(\frac{\sigma}{d}\right)^2 \left(\frac{1}{\varepsilon_{3,1}^L} + \frac{1}{\varepsilon_{3,1}^R} \right) e^{-\frac{\pi}{2} \left(\frac{d}{\sigma}\right)^2 (1-\frac{2}{d})^2}, \quad \forall m, p = 0, \dots, d-1. \quad (268)$$

Whenever inequality (249) and/or inequality (261) are/is not satisfied, we can bound the integral by the largest value of the integrand, which is exponentially small in $(d/\sigma)^2$. In this case since the point at which the Gaussian takes on its maximum value lays outside of the integration region. However, it turns out that $(m^2 + p^2 - mp)/d^2$ is uniformly bounded away from zero in this case and thus the 1st term in (265) is exponentially small in $(d/\sigma)^2$. We will prove this result, since it will provide a more useful expression.

We start by defining three functions for $x \in \mathbb{R}$

$$C_{3L,\underline{p}}(x) := -\underline{p} + \frac{1}{2} + \frac{1}{d} - \frac{\Delta k_3^0}{d} + \frac{1}{3}(\underline{p} + x) - \varepsilon_{3,1}^L, \quad (269)$$

$$C_{3R,\underline{p}}(x) := 1 - \frac{1}{2} - \frac{1}{d} + \frac{\Delta k_1^0}{d} - \frac{1}{3}(\underline{p} + x) - \varepsilon_{3,1}^R \quad (270)$$

$$F_{3,\underline{p}}(x) := x^2 + \underline{p}^2 - x \underline{p}. \quad (271)$$

With the identification $\underline{m} = (\Delta k_1^0 - \Delta k_2^0 + m)/d$ and $\underline{p} = (\Delta k_1^0 - \Delta k_3^0 + p)/d$, we see that the constraints in Eqs. (249), (261) are the conditions $C_{3L,\underline{p}}(\underline{m}) \leq 0$ and $C_{3R,\underline{p}}(\underline{m}) \geq 0$ respectively, while $F_{3,\underline{p}}(\underline{m})$ is the exponent in Eq. (265) which we aim to prove is uniformly bounded away from zero whenever $C_{3L,\underline{p}}(\underline{m}) \leq 0$ and $C_{3R,\underline{p}}(\underline{m}) \geq 0$ is *not* satisfied, i.e. when

$$C_{3L,\underline{p}}(\underline{m}) > 0 \quad \text{and/or} \quad C_{3R,\underline{p}}(\underline{m}) < 0. \quad (272)$$

Given the range of $p = 0, \dots, d-1$, it is easy to verify that both Eqs. (272) cannot simultaneously hold since $C_{3L,\underline{p}}(\underline{m}) > 0$ implies $C_{3R,\underline{p}}(\underline{m}) \geq 0$ and $C_{3R,\underline{p}}(\underline{m}) < 0$ implies $C_{3L,\underline{p}}(\underline{m}) \leq 0$. Therefore, it suffices to consider Eq. (272) with the “or” case only. It is useful to think of these functions as functions of \underline{m} which are

parametrized by \underline{p} , as the chosen notation suggests. Furthermore, $\frac{d^2}{dx^2} F_{3,\underline{p}}(x) = 2$, and thus $F_{3,\underline{p}}(x)$ is a convex function for all \underline{p} . As such, we can lower bound $F_{3,\underline{p}}$ by any tangent straight line.

First consider the case that $C_{3L,\underline{p}}(\underline{m}) > 0$ holds. We will proceed to lower bound $F_{3,\underline{p}}(x)$ by the tangent line $A_{\underline{p}} + B_{\underline{p}} x$ which intersects $F_{3,\underline{p}}(x)$ at $x = \underline{m}^*$, where \underline{m}^* is defined by $C_{3L,\underline{p}}(\underline{m}^*) = 0$.

It follows that

$$\underline{m}^* = 3 \left(\varepsilon_{3,1}^L + \underline{p} - \frac{1}{2} - \frac{1}{d} + \frac{\Delta k_3^0}{d} \right) - \underline{p}, \quad (273)$$

from which we find

$$B_{\underline{p}} = \frac{d}{dx} F_{3,\underline{p}}(x) \Big|_{x=\underline{m}^*} = 2\underline{m}^* - \underline{p} = 6 \left(\varepsilon_{3,1}^L - \frac{1}{2} - \frac{1}{d} + \frac{\Delta k_3^0}{d} \right) + 3\underline{p} \quad (274)$$

$$\leq 6 \left(\varepsilon_{3,1}^L - \frac{1}{2} - \frac{1}{d} + \frac{\Delta k_3^0}{d} \right) + 3 \left(1 - \frac{1}{d} + \frac{\Delta k_1^0}{d} - \frac{\Delta k_3^0}{d} \right). \quad (275)$$

It is convenient to demand $B_{\underline{p}} \leq 0$. We thus set

$$\varepsilon_{3,1}^L := \frac{3}{2} \frac{1}{d} - \frac{1}{2} \frac{\Delta k_1^0 + \Delta k_3^0}{d} > \frac{1}{2d}, \quad (276)$$

so that $B_{\underline{p}} \leq 0$ for all $p = 0, \dots, d-1$. To find $A_{\underline{p}}$, we need to solve the equation

$$A_{\underline{p}} + B_{\underline{p}} \underline{m}^* = F_{3,\underline{p}}(\underline{m}^*), \quad (277)$$

giving

$$A_{\underline{p}} = F_{3,\underline{p}}(\underline{m}^*) - B_{\underline{p}} \underline{m}^* = -(\underline{m}^*)^2 + \underline{p}^2. \quad (278)$$

Therefore, putting it all together we have for all $\underline{m}, \underline{p} = 0, 1/d, \dots, 1 - 1/d$,

$$F_{3,\underline{p}}(\underline{m}) \geq A_{\underline{p}} + B_{\underline{p}} \underline{m} = -(\underline{m}^*)^2 + \underline{p}^2 + (2\underline{m}^* - \underline{p}) \underline{m}. \quad (279)$$

Taking into account $B_{\underline{p}} \leq 0$, we have $F_{3,\underline{p}}(\underline{m}) \geq A_{\underline{p}} + B_{\underline{p}} \underline{m} \geq A_{\underline{p}} + B_{\underline{p}} \underline{m}^*$ for all $\underline{m} < \underline{m}^*$. Furthermore, by construction, $C_{3L,\underline{p}}(\underline{m}) > 0$ holds iff $\underline{m} < \underline{m}^*$. Thus simplifying, we find

$$F_{3,\underline{p}}(\underline{m}) \geq (\underline{m}^*)^2 + \underline{p}^2 - \underline{p} \underline{m}^* = \frac{9}{4d^2} (d-1 + \Delta k_1^0 - \Delta k_3^0)^2 - \frac{9}{2d} (d-1 + \Delta k_1^0 - \Delta k_3^0) \underline{p} + 3\underline{p}^2, \quad (280)$$

if $C_{3L,\underline{p}}(\underline{m}) > 0$ holds. The R.H.S. is a convex function in \underline{p} , thus calculating its stationary point, it can be lower bounded by

$$F_{3,\underline{p}}(\underline{m}) \geq \frac{9}{16} \left(1 - \frac{1}{d} + \frac{\Delta k_3^0 - \Delta k_1^0}{d} \right)^2 \geq \frac{9}{16} \left(1 - \frac{2}{d} \right)^2, \quad (281)$$

if $C_{3L,\underline{p}}(\underline{m}) > 0$ holds. Performing the analogous procedure for the case that $C_{3R,\underline{p}}(\underline{m}) < 0$ holds, and defining

$$\varepsilon_{3,1}^R := \frac{1}{2d} (1 + \Delta k_1^0 + \Delta k_3^0) \geq \frac{1}{2d}, \quad (282)$$

we find

$$F_{3,\underline{p}}(\underline{m}) \geq \frac{9}{16} \left(1 - \frac{3}{d} \right)^2. \quad (283)$$

Thus summarising the two cases, we see that

$$F_{3,\underline{p}}(\underline{m}) \geq \frac{9}{16} \left(1 - \frac{3}{d} \right)^2. \quad (284)$$

if the statement ‘‘Inequalities (249), (261) are both satisfied’’ is false. Thus defining ε_F by the equation

$$\varepsilon_F := \text{Int}_3(m, p) - \frac{1}{\sqrt{6}} \left(\frac{\sigma}{d} \right) e^{-i2\pi \tilde{k} Q/d} e^{-i\pi \frac{2}{3} (m+p) Q/d} \quad (285)$$

$$e^{-\pi \frac{4}{3} \left(\frac{d}{\sigma} \right)^2 \left(\frac{[\Delta k_1^0 - \Delta k_2^0 + m]^2 + [\Delta k_1^0 - \Delta k_3^0 + p]^2 - [\Delta k_1^0 - \Delta k_2^0 + m][\Delta k_1^0 - \Delta k_3^0 + p]}{d^2} \right)} e^{-\frac{\pi}{6} \left(\frac{\sigma}{d} \right)^2 Q^2}, \quad (286)$$

we have that

$$|\varepsilon_F| \leq |\text{Int}_3(m, p)| \quad (287)$$

$$+ \frac{1}{\sqrt{6}} \left(\frac{\sigma}{d} \right) e^{-\pi \frac{4}{3} \left(\frac{d}{\sigma} \right)^2 \left(\frac{[\Delta k_1^0 - \Delta k_2^0 + m]^2 + [\Delta k_1^0 - \Delta k_3^0 + p]^2 - [\Delta k_1^0 - \Delta k_2^0 + m][\Delta k_1^0 - \Delta k_3^0 + p]}{d^2} \right)} e^{-\frac{\pi}{6} \left(\frac{\sigma}{d} \right)^2 Q^2} \quad (288)$$

$$\leq |\text{Int}_3(m, p)| + \frac{1}{\sqrt{6}} \left(\frac{\sigma}{d} \right) e^{-\pi \frac{3}{4} \left(\frac{d}{\sigma} \right)^2 \left(1 - \frac{3}{d} \right)^2}, \quad (289)$$

if “Inequalities (249), (261) are both satisfied” is false. We now bound $|\text{Int}_3(m, p)|$. From Eq. (243) it follows

$$|\text{Int}_3(m, p)| \leq \int_{p/d}^1 dx e^{-2\pi \left(\frac{d}{\sigma} \right)^2 \left[\left(x - \frac{1}{2} - \frac{1}{d} + \frac{\Delta k_1^0}{d} \right)^2 + \left(x - \frac{1}{2} - \frac{1}{d} - \frac{m}{d} + \frac{\Delta k_2^0}{d} \right)^2 + \left(x - \frac{1}{2} - \frac{1}{d} - \frac{p}{d} + \frac{\Delta k_3^0}{d} \right)^2 \right]} \quad (290)$$

$$\leq e^{-2\pi \left(\frac{d}{\sigma} \right)^2 \left[-\frac{1}{3} \left(\frac{p+m+2\Delta k_1^0 - \Delta k_2^0 - \Delta k_3^0}{d} \right)^2 + \left(\frac{p+\Delta k_1^0 - \Delta k_3^0}{d} \right)^2 + \left(\frac{m+\Delta k_1^0 - \Delta k_2^0}{d} \right)^2 \right]} \quad (291)$$

$$\int_{p/d}^1 dx e^{-6\pi \left(\frac{d}{\sigma} \right)^2 \left(x - \frac{1}{2} - \frac{1}{d} - \frac{p+m-\Delta k_T^0}{3d} \right)^2} \quad (292)$$

$$\leq e^{-2\pi \left(\frac{d}{\sigma} \right)^2 \left[-\frac{1}{3} \left(\frac{p+m+2\Delta k_1^0 - \Delta k_2^0 - \Delta k_3^0}{d} \right)^2 + \left(\frac{p+\Delta k_1^0 - \Delta k_3^0}{d} \right)^2 + \left(\frac{m+\Delta k_1^0 - \Delta k_2^0}{d} \right)^2 \right]} \quad (293)$$

$$\left(1 - \frac{p}{d} \right) e^{-6\pi \left(\frac{d}{\sigma} \right)^2 \min_{x \in [p/d, 1]} \left(x - \frac{1}{2} - \frac{1}{d} - \frac{p+m-\Delta k_T^0}{3d} \right)^2}. \quad (294)$$

where we have used Eq. (248). Since the above minimisation is over a parabola, where the smallest value at $x = \frac{1}{2} + \frac{1}{d} + \frac{p+m-\Delta k_T^0}{3d}$ lays outside the interval $[p/d, 1]$ whenever “Inequalities (249), (261) are both satisfied” is false, the solution to the minimization is achieved at one of the boundary points, $x = p/d$ or $x = 1$. Specifically we find

$$\min_{x \in [p/d, 1]} \left(x - \frac{1}{2} - \frac{1}{d} - \frac{p+m-\Delta k_T^0}{3d} \right)^2 = \left(\Delta_{3,p} - \frac{1}{2} - \frac{1}{d} - \frac{p+m-\Delta k_T^0}{3d} \right)^2, \quad (295)$$

where

$$\Delta_{3,p} = \begin{cases} \frac{p}{d} & \text{if } C_{3L,p}(\underline{m}) \leq 0 \text{ is false} \\ 1 & \text{if } C_{3R,p}(\underline{m}) \geq 0 \text{ is false.} \end{cases} \quad (296)$$

Thus from Eq. (294), it follows

$$|\text{Int}_3(m, p)| \leq e^{-2\pi \left(\frac{d}{\sigma} \right)^2 \left[-\frac{1}{3} \left(\frac{p+m+2\Delta k_1^0 - \Delta k_2^0 - \Delta k_3^0}{d} \right)^2 + \left(\frac{p+\Delta k_1^0 - \Delta k_3^0}{d} \right)^2 + \left(\frac{m+\Delta k_1^0 - \Delta k_2^0}{d} \right)^2 \right]} \quad (297)$$

$$e^{-6\pi \left(\frac{d}{\sigma} \right)^2 \left(\Delta_{3,p} - \frac{1}{2} - \frac{1}{d} - \frac{p+m-\Delta k_T^0}{3d} \right)^2} \quad (298)$$

$$\leq \frac{1}{d} e^{-2\pi \left(\frac{d}{\sigma} \right)^2 \left[\left(\Delta_{3,p} - \frac{1}{2} - \frac{1}{d} + \frac{\Delta k_1^0}{d} \right)^2 + \left(\Delta_{3,p} - \frac{1}{2} - \frac{1}{d} + \frac{\Delta k_3^0}{d} - \frac{p}{d} \right)^2 + \left(\Delta_{3,p} - \frac{1}{2} - \frac{1}{d} + \frac{\Delta k_2^0}{d} - \frac{m}{d} \right)^2 \right]} \quad (299)$$

$$\leq \frac{1}{d} e^{-2\pi \left(\frac{d}{\sigma} \right)^2 \left(\frac{1}{2} - \frac{2}{d} \right)^2} = \frac{1}{d} e^{-\frac{\pi}{2} \left(\frac{d}{\sigma} \right)^2 \left(1 - \frac{4}{d} \right)^2}, \quad d = 4, 6, 8, \dots, \quad (300)$$

if “Inequalities (249), (261) are both satisfied” is false. Hence, finally, taking into account Eq. (265) and Eqs. (286), (300), we find that for all $m, p = 0, \dots, d-1$, such that $m \leq p$,¹³

$$\text{Int}_3(m, p) = \frac{1}{\sqrt{6}} \left(\frac{\sigma}{d} \right) e^{-i2\pi \bar{k} Q/d} e^{-i\pi \frac{2}{3} (m+p) Q/d} \quad (301)$$

$$e^{-\pi \frac{4}{3} \left(\frac{d}{\sigma} \right)^2 \left(\frac{[m+\Delta k_1^0 - \Delta k_2^0]^2 + [p+\Delta k_1^0 - \Delta k_3^0]^2 - [m+\Delta k_1^0 - \Delta k_2^0][p+\Delta k_1^0 - \Delta k_3^0]}{d^2} \right)} e^{-\frac{\pi}{6} \left(\frac{\sigma}{d} \right)^2 Q^2} + \varepsilon_{3T}, \quad (302)$$

¹³This last condition is simply to ensure that $\bar{k}_2 \leq \bar{k}_3$, as has been assumed from the outset.

where for $d = 4, 6, 8 \dots$

$$|\varepsilon_{3T}| \leq \max \left\{ |\varepsilon_F|, |\varepsilon_3(m, p)| \right\} \quad (303)$$

$$\leq \max \left\{ \frac{1}{\sqrt{6}} \left(\frac{\sigma}{d} \right) e^{-\pi \frac{3}{4} \left(\frac{d}{\sigma} \right)^2 \left(1 - \frac{3}{d} \right)^2} + \frac{1}{d} e^{-\pi \frac{1}{2} \left(\frac{d}{\sigma} \right)^2 \left(1 - \frac{4}{d} \right)^2}, \frac{1}{3\pi} \frac{\sigma^2}{d} e^{-\pi \frac{1}{2} \left(\frac{d}{\sigma} \right)^2 \left(1 - \frac{2}{d} \right)^2} \right\} \quad (304)$$

$$= \mathcal{O} \left(\frac{\sigma^2}{d} e^{-\pi \frac{1}{2} \left(\frac{d}{\sigma} \right)^2 \left(1 - \frac{4}{d} \right)^2} \right) \quad \text{as } d \rightarrow \infty, \quad (305)$$

where we have used Eqs. (289), (268) and the values of $\varepsilon_{3,1}^L, \varepsilon_{3,1}^R$ from Eqs. (282), (276).

H.3 Approximating the integrals in lines (235), (236).

The steps taken in the previous section for approximating the integral in line (237), can be repeated for the integrals in lines (235), (236). We summarise here the final results, starting with the integrals in line (235): For the parametrization $\bar{k}_2/d = 1/2 + 1/d - k/d$, $\bar{k}_3/d = 1/2 + 1/d - l/d$, $k, l = 1, \dots, d$.

$$\text{Int}_1(k, l) := \int_0^{\bar{k}_2/d + 1/2 - 1/d} dx e^{-i2\pi x Q} e^{-2\pi \left(\frac{d}{\sigma} \right)^2 \left[\left(x - \frac{1}{2} - \frac{1 - \Delta k_1^0}{d} \right)^2 + \left(x - \frac{\bar{k}_2}{d} + \frac{\Delta k_2^0}{d} \right)^2 + \left(x - \frac{\bar{k}_3}{d} + \frac{\Delta k_3^0}{d} \right)^2 \right]} \quad (306)$$

$$= \frac{1}{\sqrt{6}} \left(\frac{\sigma}{d} \right) e^{-2i\pi \bar{k} Q} e^{i\pi \frac{2}{3} (k+l) Q/d} \quad (307)$$

$$e^{-\pi \frac{4}{3} \left(\frac{d}{\sigma} \right)^2 \left(\frac{[k + \Delta k_2^0 - \Delta k_1^0]^2 + [l + \Delta k_3^0 - \Delta k_1^0]^2 - [k + \Delta k_2^0 - \Delta k_1^0][l + \Delta k_3^0 - \Delta k_1^0]}{d^2} \right)} e^{-\frac{\pi}{6} \left(\frac{\sigma}{d} \right)^2 Q^2} + \varepsilon_{1T}, \quad (308)$$

where

$$|\varepsilon_{1T}| = \mathcal{O} \left(\frac{\sigma^2}{d} e^{-\pi \frac{1}{2} \left(\frac{d}{\sigma} \right)^2 \left(1 - \frac{4}{d} \right)^2} \right) \quad \text{as } d \rightarrow \infty. \quad (309)$$

In the case of the integral in line Eq. (236), for the parametrization $\bar{k}_2/d = -1/2 + 1/d + m/d$, $\bar{k}_3/d = 1/2 + 1/d - n/d$, $m = 0, \dots, d-1$, $n = 1, \dots, d$; we find

$$\text{Int}_2(m, n) := \int_{\bar{k}_2/d + 1/2 - 1/d}^{\bar{k}_3/d + 1/2 - 1/d} dx e^{-i2\pi x Q} e^{-2\pi \left(\frac{d}{\sigma} \right)^2 \left[\left(x - \frac{1}{2} - \frac{1 - \Delta k_1^0}{d} \right)^2 + \left(x - 1 - \frac{\bar{k}_2}{d} + \frac{\Delta k_2^0}{d} \right)^2 + \left(x - \frac{\bar{k}_3}{d} + \frac{\Delta k_3^0}{d} \right)^2 \right]} \quad (310)$$

$$= \frac{1}{\sqrt{6}} \left(\frac{\sigma}{d} \right) e^{-i2\pi \bar{k} Q/d} e^{-i\pi \frac{2}{3} (m-n) Q/d} \quad (311)$$

$$e^{-\pi \frac{4}{3} \left(\frac{d}{\sigma} \right)^2 \left(\frac{[m - \Delta k_2^1 + \Delta k_1^0]^2 + [n + \Delta k_3^1 - \Delta k_1^0]^2 + [n + \Delta k_3^1 - \Delta k_1^0][m - \Delta k_2^1 + \Delta k_1^0]}{d^2} \right)} e^{-\frac{\pi}{6} \left(\frac{\sigma}{d} \right)^2 Q^2} + \varepsilon_{2T}, \quad (312)$$

where

$$|\varepsilon_{2T}| = \mathcal{O} \left(\frac{\sigma^2}{d} e^{-\pi \frac{1}{2} \left(\frac{d}{\sigma} \right)^2 \left(1 - \frac{4}{d} \right)^2} \right) \quad \text{as } d \rightarrow \infty. \quad (313)$$

H.4 Final expression for $\tilde{F}_Q(k_1, k_2, k_3)$

With the results from the previous section, we can finally formulate a useful approximation for $\tilde{F}_Q(k_1, k_2, k_3)$. Plugging Eqs. (308), (312), (302), into Eq. (238) and after some re-parametrization, we find for $\bar{k}_1/d = -1/2 + 1/d$, $\bar{k}_2/d = -1/2 + 1/d + m/d$, $\bar{k}_3/d = -1/2 + 1/d + p/d$, $m, p = 0, \dots, d-1$, with $\bar{k}_1 \leq \bar{k}_2 \leq \bar{k}_3$,

$$\tilde{F}_Q(k_1, k_2, k_3) = \frac{A^6}{\sqrt{6}} \left(\frac{\sigma}{d} \right) e^{-i2\pi \bar{k} Q/d} e^{-\frac{\pi}{6} \left(\frac{\sigma}{d} \right)^2 Q^2} G_Q(d; m, p) + \varepsilon_T, \quad (314)$$

where

$$G_Q(d; m, p) := e^{-i\pi \frac{2}{3} (m+p) Q/d} e^{-\pi \frac{4}{3} \left(\frac{d}{\sigma} \right)^2 H_1(d, m, p)} + e^{-i\pi \frac{2}{3} (m+p-d) Q/d} e^{-\pi \frac{4}{3} \left(\frac{d}{\sigma} \right)^2 H_2(d, m, p)} \quad (315)$$

$$+ e^{-i\pi \frac{2}{3} (m+p-2d) Q/d} e^{-\pi \frac{4}{3} \left(\frac{d}{\sigma} \right)^2 H_3(d, m, p)}, \quad (316)$$

and

$$H_1(d, m, p) := \left(\frac{[m + \Delta k_1^0 - \Delta k_2^0]^2 + [p + \Delta k_1^0 - \Delta k_3^0]^2 - [m + \Delta k_1^0 - \Delta k_2^0][p + \Delta k_1^0 - \Delta k_3^0]}{d^2} \right), \quad (317)$$

$$H_2(d, m, p) := \left(\frac{[m - \Delta k_2^0 + \Delta k_1^0]^2 + [-p + d + \Delta k_3^0 - \Delta k_1^0]^2 + [-p + d + \Delta k_3^0 - \Delta k_1^0][m - \Delta k_2^0 + \Delta k_1^0]}{d^2} \right), \quad (318)$$

$$H_3(d, m, p) := \left(\frac{[-m + d + \Delta k_2^0 - \Delta k_1^0]^2 + [-p + d + \Delta k_3^0 - \Delta k_1^0]^2 - [-m + d + \Delta k_2^0 - \Delta k_1^0][-p + d + \Delta k_3^0 - \Delta k_1^0]}{d^2} \right). \quad (319)$$

The small error term ε_T in Eq. (314) is defined via

$$\varepsilon_T = A^6 (\varepsilon_{1T} + \varepsilon_{2T} + \varepsilon_{3T}) + \varepsilon_{I1} + 7\varepsilon_{I0}, \quad (320)$$

and bounded by

$$|\varepsilon_T| = |A^6 (\varepsilon_{1T} + \varepsilon_{2T} + \varepsilon_{3T}) + \varepsilon_{I1} + 7\varepsilon_{I0}| \quad (321)$$

$$\leq \left(\frac{\sqrt{2}}{\sigma} + |\varepsilon_A| \right)^3 (|\varepsilon_{1T}| + |\varepsilon_{2T}| + |\varepsilon_{3T}|) + \varepsilon_{I1} + 7\varepsilon_{I0} \quad (322)$$

$$= \mathcal{O} \left(\frac{1}{d\sigma} e^{-\frac{\pi}{2} \left(\frac{d}{\sigma} \right)^2 (1 - \frac{4}{d})^2} \right) + \varepsilon_{I1} + 7\varepsilon_{I0} \quad \text{as } d \rightarrow \infty, \quad (323)$$

where we have used $A^2 = \sqrt{2}/\sigma + \varepsilon_A = \mathcal{O}(1/\sigma)$ (from page 483 in [21]) in line (322), followed by Eqs. (309), (313). Finally, using Eq. (233) we conclude

$$|\varepsilon_T| = \mathcal{O} \left(\frac{1}{d\sigma} e^{-\frac{\pi}{2} \left(\frac{d}{\sigma} \right)^2 (1 - \frac{4}{d})^2} \right) + \mathcal{O} \left(\frac{d^2}{\sigma^{5/2}} \right) e^{-\frac{\pi}{4} \sigma^2 \alpha_0^2} \quad \text{as } d \rightarrow \infty. \quad (324)$$

We can now easily generalise this result to any measurement outcomes. Define $k'_1, k'_2, k'_3 \in \mathcal{I}_d = \{0, 1, \dots, d-1\}$, by

$$k'_q := [k_q + l]_{(\text{mod. } d)} = \begin{cases} [-\frac{d}{2} + 1 + [\tilde{k}_1^0] + l]_{(\text{mod. } d)} & \text{if } q = 1, \\ [-\frac{d}{2} + 1 + [\tilde{k}_2^0] + l + m]_{(\text{mod. } d)} & \text{if } q = 2, \\ [-\frac{d}{2} + 1 + [\tilde{k}_3^0] + l + p]_{(\text{mod. } d)} & \text{if } q = 3, \end{cases} \quad (325)$$

for $l, m, p = 0, \dots, d-1$. Rather than the previous case where the measurement outcomes k_q were chosen $k_q \in \mathcal{S}_d(\tilde{k}_q^0)$, $q = 1, 2, 3$; in the present case of the measurement outcomes k'_1, k'_2, k'_3 , for simplicity we will use the convention $k'_1, k'_2, k'_3 \in \mathcal{I}_d = \{0, 1, \dots, d-1\}$ ¹⁴, with outcome k'_q associated with projective measurement $|\theta_{k'_q}\rangle\langle\theta_{k'_q}|_q$, $q = 1, 2, 3$.

Now employing Eqs. (60), (314) we achieve

$$\tilde{F}_Q(k'_1, k'_2, k'_3) = e^{-i2\pi l Q/d} \tilde{F}_Q(k_1, k_2, k_3) \quad (326)$$

$$= \frac{A^6}{\sqrt{6}} \left(\frac{\sigma}{d} \right) e^{-i2\pi \tilde{k}_l Q/d} e^{-\frac{\pi}{6} \left(\frac{\sigma}{d} \right)^2 Q^2} G_Q(d; m, p) + \varepsilon_T e^{-i2\pi l Q/d}, \quad \text{if } m \leq p \quad (327)$$

Here we have defined the common phase,

$$\tilde{k}_l := -\frac{d}{2} + 1 - \frac{\Delta k_T^0}{3} + l, \quad (328)$$

where recall Δk_T^0 is defined in Eq. (267). Finally, we note that not all values of $k'_1, k'_2, k'_3 \in \mathcal{I}_d$ are achievable due to the constraint $m \leq p$. However, we can remedy this by using property 3) [see Eq. (61)]. Since in this case the clocks only differ by the values $\tilde{k}_1^0, \tilde{k}_2^0, \tilde{k}_3^0$, interchanging $\rho_{C,2}(t)$ with $\rho_{C,3}(t)$ is equivalent to interchanging \tilde{k}_2^0 with \tilde{k}_3^0 . Furthermore, recalling $k_2 = k_2 + [\tilde{k}_2^0] = -d/2 + 1 + m + [\tilde{k}_2^0]$, $k_3 = k_3 + [\tilde{k}_3^0] = -d/2 + 1 + p + [\tilde{k}_3^0]$, we see that interchanging \tilde{k}_2^0 with \tilde{k}_3^0 and k_2 with k_3 is equivalent to interchanging \tilde{k}_2^0 with \tilde{k}_3^0 and m with p . Finally, by construction $k_2 > \tilde{k}_3$ iff $m > p$. Thus using Eq. (327) we find that if $m > p$,

$$\tilde{F}_Q(k'_1, k'_2, k'_3) = \left[\frac{A^6}{\sqrt{6}} \left(\frac{\sigma}{d} \right) e^{-i2\pi \tilde{k}_l Q/d} e^{-\frac{\pi}{6} \left(\frac{\sigma}{d} \right)^2 Q^2} G_Q(d; m, p) + \varepsilon_T e^{-i2\pi l Q/d} \right]_{\substack{\tilde{k}_2^0 \leftrightarrow \tilde{k}_3^0 \\ m \leftrightarrow p}} \quad (329)$$

$$= \frac{A^6}{\sqrt{6}} \left(\frac{\sigma}{d} \right) e^{-i2\pi \tilde{k}_l Q/d} e^{-\frac{\pi}{6} \left(\frac{\sigma}{d} \right)^2 Q^2} \left[G_Q(d; p, m) \right]_{\tilde{k}_2^0 \leftrightarrow \tilde{k}_3^0} + \tilde{\varepsilon}_T, \quad (330)$$

¹⁴Note that this simply corresponds to a shifting the values of all the measurement outcomes by a constant value.

where $|\bar{\varepsilon}_T|$ satisfies the same upper bound in Eq. (323) that $|\varepsilon_T|$ satisfies. Thus, in general, from Eqs. (327) and (330) we conclude

$$\tilde{F}_Q(k'_1, k'_2, k'_3) = \frac{A^6}{\sqrt{6}} \left(\frac{\sigma}{d} \right) e^{-i2\pi \bar{k}_l Q/d} e^{-\frac{\pi}{6} \left(\frac{\sigma}{d} \right)^2 Q^2} \tilde{G}_Q(d; m, p) + \bar{\varepsilon}_T, \quad (331)$$

where

$$\tilde{G}_Q(d; m, p) := \begin{cases} G_Q(d; m, p) & \text{if } m \leq p \\ \left[G_Q(d; p, m) \right]_{\bar{k}_2^0 \leftrightarrow \bar{k}_3^0} & \text{if } p < m \end{cases} \quad (332)$$

and $|\bar{\varepsilon}_T|$ is upper bounded by the r.h.s. of Eq. (323).

H.5 Bounding $\|\hat{E}\|_1$

Now that we have from the previous section an expression for \tilde{F}_Q for all measurement outcomes of the 3 clocks, the next task is to bound $\|\hat{E}\|_1$ defined in 72 to be

$$\|\hat{E}\|_1 \leq d_L \sqrt{d_P} \sum_{k'_1, k'_2, k'_3} \tilde{F}_0(k'_1, k'_2, k'_3) \max_Q |p(Q, \vec{k})|^2 \quad (333)$$

$$= d_L \sqrt{d_P} \sum_{k'_1, k'_2, k'_3} \tilde{F}_0(k'_1, k'_2, k'_3) \max_Q \left| \frac{\tilde{F}_Q(k'_1, k'_2, k'_3)}{\tilde{F}_0(k'_1, k'_2, k'_3)} e^{2\pi i k_\alpha Q/d} - 1 \right| \quad (334)$$

$$= d_L \sqrt{d_P} \max_Q \sum_{k'_1, k'_2, k'_3} \left| \tilde{F}_Q(k'_1, k'_2, k'_3) e^{2\pi i k_\alpha Q/d} - \tilde{F}_0(k'_1, k'_2, k'_3) \right| \quad (335)$$

$$= d_L \sqrt{d_P} \frac{A^6}{\sqrt{6}} \left(\frac{\sigma}{d} \right) \max_Q \quad (336)$$

$$\sum_{l, m, p=0}^{d-1} \left| e^{-\frac{\pi}{6} \left(\frac{\sigma}{d} \right)^2 Q^2} \tilde{G}_Q(d; m, p) e^{2\pi i (k_\alpha - \bar{k}_l) Q/d} - \tilde{G}_0(d; m, p) + \tilde{\varepsilon}_T + \bar{\varepsilon}_T \right|. \quad (337)$$

In all cases, the optimization is over $Q \in \{-(\Delta h_{C_0} + \Delta h_L), \dots, (\Delta h_{C_0} + \Delta h_L)\}$.

In order to proceed further, we need to specify k_α for this protocol. If there were no phase errors, it turns out that defining it equal to either of the three quantities $\bar{k}'_1 := -d/2 + 1 + l$, $\bar{k}'_2 := -d/2 + 1 + l + m$, $\bar{k}'_3 := -d/2 + 1 + l + p$, would suffice. Note how doing so would only require information from one clock measurement — the other two clock results would be redundant information. Intuitively, this is because with high probability, all three clocks will have measurement outcomes corresponding to approximately the same elapsed time (if there were no phase errors). For the case of no phase error, it is convenient to prove that the protocol works up to the specified error when k_α is chosen to be “any angle¹⁵ in-between the three angles \bar{k}'_1 , \bar{k}'_2 , \bar{k}'_3 ” when $\bar{k}'_1, \bar{k}'_2, \bar{k}'_3$ belong to a to-be specified domain, and “any angle otherwise”. Later in section H.6 we will show how such a result is sufficient in the case of the unknown phase error. Specifically, we define

$$k_\alpha = -\frac{d}{2} + 1 + \gamma_{l, m, p}(\alpha) \quad (338)$$

where $\gamma_{l, m, p}$ are functions indexed by $l, m, p = 0, \dots, d-1$ of the form

$$\gamma_{l, m, p}(\alpha) = \alpha. \quad (339)$$

Due to the modular arithmetic, depending on which sector l, m, p belong to, the domain of $\gamma_{l, m, p}$ changes. Specifically, for $R \in [1, d/4]$ we define the sets

$$\mathcal{S}_{11}(R) := \{(m, p) \in \mathbb{Z}^2 \mid 0 \leq m, p \leq R-1\}, \quad (340)$$

$$\mathcal{S}_{31}(R) := \{(m, p) \in \mathbb{Z}^2 \mid 0 \leq m \leq R-1 \ \& \ d-R \leq p \leq d-1\}, \quad (341)$$

$$\mathcal{S}_{13}(R) := \{(m, p) \in \mathbb{Z}^2 \mid d-R \leq m \leq d-1 \ \& \ 0 \leq p \leq R-1\}, \quad (342)$$

$$\mathcal{S}_{33}(R) := \{(m, p) \in \mathbb{Z}^2 \mid d-R \leq m, p \leq d-1\}. \quad (343)$$

¹⁵Throughout this proof, we call “angle” to real numbers which only need to be specified up to modulo d . These angles can be converted to radian by multiplying them by $2\pi/d$.

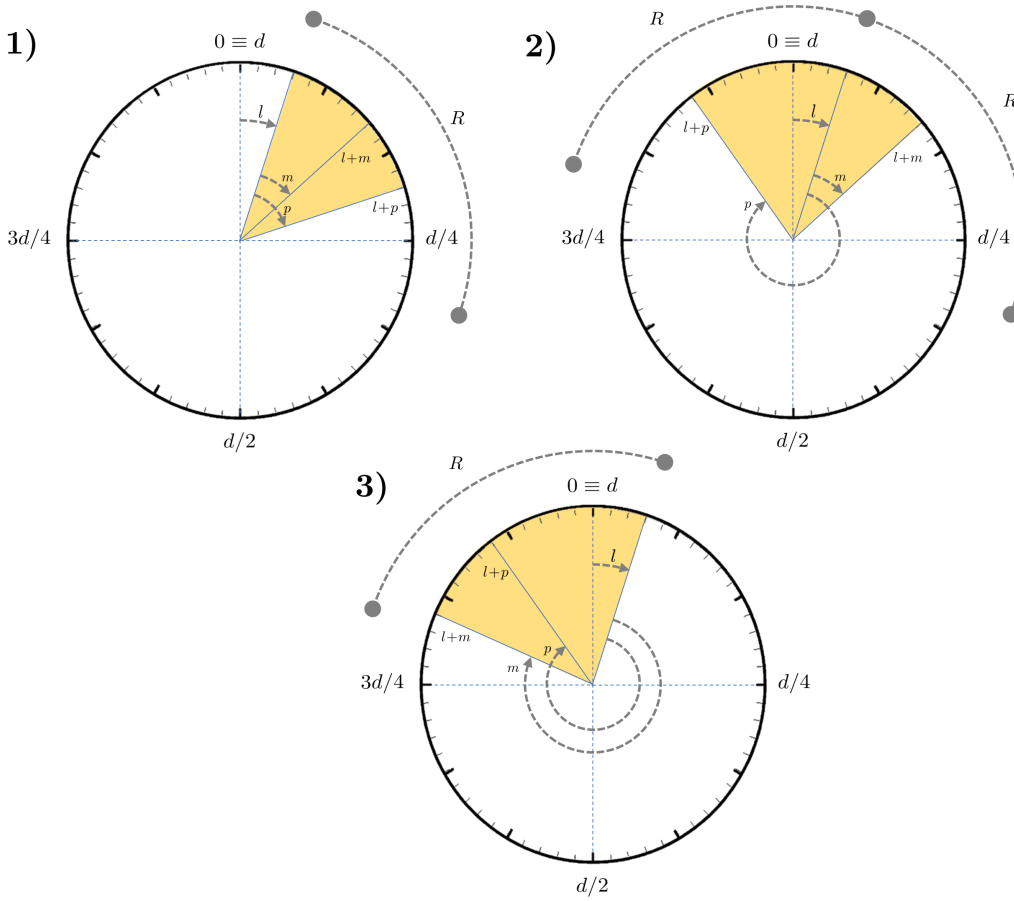


Figure 2: $\text{Dom}(\gamma_{l,m,p})$ for (m, p) in different intervals and $l = 0, 1, \dots, d-1$.

Case 1): Yellow highlighted interval represents $\text{Dom}(\gamma_{l,m,p})$ for $(m, p) \in \mathcal{S}_{11}(R)$.

Case 2): Yellow highlighted interval represents $\text{Dom}(\gamma_{l,m,p})$ for $(m, p) \in \mathcal{S}_{31}(R)$.

Case 3): Yellow highlighted interval represents $\text{Dom}(\gamma_{l,m,p})$ for $(m, p) \in \mathcal{S}_{33}(R)$.

The case $\text{Dom}(\gamma_{l,m,p})$ for $(m, p) \in \mathcal{S}_{13}(R)$ is the same as case 2) above under the interchange $m \leftrightarrow p$. In all four cases, $\text{CoDom}(2\pi\gamma_{l,m,p}/d)$ is “any angle between angles l, m, p .”

Now we can define $\text{Dom}(\gamma_{l,m,p})$:

$$\text{Dom}(\gamma_{l,m,p}) := \begin{cases} l, l+1, \dots, l+\max\{m, p\} & \text{if } (m, p) \in \mathcal{S}_{11}(R) \\ l+p, l+p+1, \dots, l+m+d & \text{if } (m, p) \in \mathcal{S}_{31}(R) \\ l+m, l+m+1, \dots, l+p+d & \text{if } (m, p) \in \mathcal{S}_{13}(R) \\ l+\min\{m, p\}, l+\min\{m, p\}+1, \dots, l+d & \text{if } (m, p) \in \mathcal{S}_{33}(R) \\ l, l+1, \dots, l+d-1 & \text{otherwise} \end{cases} \quad (344)$$

Observe that $l, (l+m)_{(\text{mod. } d)}, (l+p)_{(\text{mod. } d)} \in \text{Dom}(\gamma_{l,m,p})_{(\text{mod. } d)}$ always holds. In particular, the function $\gamma_{m,p}(\alpha)$ covers up to (but not more than), all angles $0, 1, \dots, d-1$ which are between the three angles $l, l+m, l+p$ whenever $(m, p) \in \mathcal{S}_{11}(R) \cup \mathcal{S}_{31}(R) \cup \mathcal{S}_{13}(R) \cup \mathcal{S}_{33}(R)$ and $l \in \mathcal{I}_d$. See Fig. 2.

Writing Eq. (337) in terms of this new notation, we have

$$\|\hat{E}\|_1 \leq d_L \sqrt{d_P} \frac{A^6}{\sqrt{6}} \frac{\sigma}{d} \max_{Q \in \{-(\Delta h_{C_0} + \Delta h_L), \dots, (\Delta h_{C_0} + \Delta h_L)\}} \quad (345)$$

$$\left(\sum_{l,m,p=0}^{d-1} \left| e^{-\frac{\pi}{6} \left(\frac{\sigma}{d}\right)^2 Q^2} \tilde{G}_Q(d; m, p) e^{2\pi i (\gamma_{m,p}(\alpha) + \frac{\Delta k_T}{3}) Q/d} - \tilde{G}_0(d; m, p) \right| + 2d |\hat{\varepsilon}_T| \right) \quad (346)$$

$$= d_L \sqrt{d_P} \frac{A^6}{\sqrt{6}} \frac{\sigma}{d} \max_{Q \in \{-(\Delta h_{C_0} + \Delta h_L), \dots, (\Delta h_{C_0} + \Delta h_L)\}} \left(\sum_{l,m,p=0}^{d-1} \Delta F(d; l, m, p) + 2d |\hat{\varepsilon}_T| \right), \quad (347)$$

where $|\hat{\varepsilon}_T| = \max_{k'_1} |\bar{\varepsilon}_T + \varepsilon_T|/2$ is upper bounded by the r.h.s. of Eq. (323). It is now convenient to bound the summand $\Delta F(d; l, m, p)$. Using Eqs. (316) and (331), we find

$$\Delta F(d; l, m, p) := \left| e^{-\frac{\pi}{6} \left(\frac{\sigma}{d}\right)^2 Q^2} \tilde{G}_Q(d; m, p) e^{2\pi i \left(\gamma_{m,p}(\alpha) - l + \frac{\Delta k_T}{3}\right) Q/d} - \tilde{G}_0(d; m, p) \right| \quad (348)$$

$$\leq \left| e^{-\frac{\pi}{6} \left(\frac{\sigma}{d}\right)^2 Q^2} e^{-i\pi \frac{2}{3} (m+p) Q/d} e^{2\pi i \left(\gamma_{m,p}(\alpha) - l + \frac{\Delta k_T}{3}\right) Q/d} - 1 \right| e^{-\pi \frac{4}{3} \left(\frac{d}{\sigma}\right)^2 \tilde{H}_1(d, m, p)} \quad (349)$$

$$+ \left| e^{-\frac{\pi}{6} \left(\frac{\sigma}{d}\right)^2 Q^2} e^{-i\pi \frac{2}{3} (m+p-d) Q/d} e^{2\pi i \left(\gamma_{m,p}(\alpha) - l + \frac{\Delta k_T}{3}\right) Q/d} - 1 \right| e^{-\pi \frac{4}{3} \left(\frac{d}{\sigma}\right)^2 \tilde{H}_2(d, m, p)} \quad (350)$$

$$+ \left| e^{-\frac{\pi}{6} \left(\frac{\sigma}{d}\right)^2 Q^2} e^{-i\pi \frac{2}{3} (m+p-2d) Q/d} e^{2\pi i \left(\gamma_{m,p}(\alpha) - l + \frac{\Delta k_T}{3}\right) Q/d} - 1 \right| e^{-\pi \frac{4}{3} \left(\frac{d}{\sigma}\right)^2 \tilde{H}_3(d, m, p)}, \quad (351)$$

where for $q = 1, 2, 3$, we have defined

$$\tilde{H}_q(d, m, p) := \begin{cases} H_q(d, m, p) & \text{if } m \leq p \\ \left[H_q(d, p, m) \right]_{k_2^0 \leftrightarrow k_3^0} & \text{if } p < m \end{cases} \quad (352)$$

The evaluation of the summations over m, p for $\Delta F(d; l, m, p)$ is more complicated than the summation over l and it is convenient to perform the summation separately over subsets of the domain of m, p . With this in mind, we define for $R \in [1, d/4]$ the following sets.

$$\mathcal{S}_{\text{tot}} = \mathcal{S}_{11}(R) \cup \bar{\mathcal{S}}_{12}(R) \cup \mathcal{S}_{13}(R) \cup \bar{\mathcal{S}}_{21}(R) \cup \bar{\mathcal{S}}_{22}(R) \cup \bar{\mathcal{S}}_{23}(R) \cup \mathcal{S}_{31}(R) \cup \bar{\mathcal{S}}_{32}(R) \cup \mathcal{S}_{33}(R). \quad (353)$$

where $\mathcal{S}_{\text{tot}} = \{(m, p) \in \mathbb{Z}^2 \mid 0 \leq m, p \leq d-1\}$ is the set m and p run over in the summation in Eq. (347) and $\mathcal{S}_{11}(R), \mathcal{S}_{31}(R), \mathcal{S}_{11}(R), \mathcal{S}_{33}(R)$, are the sets which when R is chosen to scale with d appropriately, will include all measurement outcomes k'_2, k'_3 which, as a whole, occur with high probability. On the other hand, the sets

$$\bar{\mathcal{S}}_{12}(R) := \{(m, p) \in \mathbb{Z}^2 \mid R \leq m \leq d-1-R \text{ \& } 0 \leq p \leq R-1\} \quad (354)$$

$$\bar{\mathcal{S}}_{21}(R) := \{(m, p) \in \mathbb{Z}^2 \mid 0 \leq m \leq R-1 \text{ \& } R \leq p \leq d-1-R\} \quad (355)$$

$$\bar{\mathcal{S}}_{22}(R) := \{(m, p) \in \mathbb{Z}^2 \mid R \leq m, p \leq d-1-R\} \quad (356)$$

$$\bar{\mathcal{S}}_{23}(R) := \{(m, p) \in \mathbb{Z}^2 \mid d-R \leq m \leq d-1 \text{ \& } R \leq p \leq d-1-R\} \quad (357)$$

$$\bar{\mathcal{S}}_{32}(R) := \{(m, p) \in \mathbb{Z}^2 \mid R \leq m \leq d-1-R \text{ \& } d-R \leq p \leq d-1\}, \quad (358)$$

correspond to all measurement outcomes k'_2, k'_3 which, as a whole, occur with very low probability. See graphical depiction Fig. 3.

In addition to the limits Eqs. (186) assumed thought, we now demand that R satisfies the following limits. The exact choice of R will be determined later.

$$\lim_{d \rightarrow +\infty} \frac{R}{\sigma} = +\infty, \quad \lim_{d \rightarrow +\infty} \frac{R}{d} Q_{\text{max}} = 0, \quad (359)$$

¹⁶ where $Q_{\text{max}} := \max_{Q \in \{-(\Delta h_P + \Delta h_L), \dots, (\Delta h_P + \Delta h_L)\}} |Q| = \Delta h_L + \Delta h_P$. We now want to bound the $\Delta F(d, l, m, p)$ in Eq. (348) for measurement outcomes in sets Eqs. (340) to (343). We start with the set \mathcal{S}_{12} . For all $(m, p) \in \mathcal{S}_{12}(R)$, we have that $\lim_{d \rightarrow \infty} \tilde{H}_2(d, m, p) = \lim_{d \rightarrow \infty} \tilde{H}_3(d, m, p) = 1$, so the terms in lines Eqs. (350), (351) are exponentially small in $(d/\sigma)^2$. On the other hand, $\lim_{d \rightarrow \infty} \tilde{H}_2(d, m, p)$ converges to zero and the common factor in line (349) is significant. For the term in line Eq. (349), it is the terms within the absolute value which are small. Specifically, for all $\alpha_{l,m,p} \in \text{Dom}(\gamma_{l,m,p})$ and for all $(m, p) \in \mathcal{S}_{12}(R)$, $l \in \mathcal{I}_d$,

$$\left| e^{-\frac{\pi}{6} \left(\frac{\sigma}{d}\right)^2 Q^2} e^{-i\pi \frac{2}{3} (m+p) Q/d} e^{2\pi i \left(\gamma_{l,m,p}(\alpha_{l,m,p}) - l + \frac{\Delta k_T}{3}\right) Q/d} - 1 \right| \quad (360)$$

$$= \left| \left(-\frac{\pi}{6} \left(\frac{\sigma}{d}\right)^2 Q^2 - i\pi \frac{2}{3} (m+p) Q/d + 2\pi i \left(\gamma_{l,m,p}(\alpha_{l,m,p}) - l + \frac{\Delta k_T}{3} \right) Q/d \right) \right| \quad (361)$$

$$+ \mathcal{O} \left(-\frac{\pi}{6} \left(\frac{\sigma}{d}\right)^2 Q^2 - i\pi \frac{2}{3} (m+p) Q/d + 2\pi i \left(\gamma_{l,m,p}(\alpha_{l,m,p}) - l + \frac{\Delta k_T}{3} \right) Q/d \right)^2 \quad (362)$$

$$\leq \left| \pi \frac{4}{3} \frac{R}{d} Q_{\text{max}} + 2\pi \frac{R}{d} Q_{\text{max}} \right| + \mathcal{O} \left(\pi \frac{4}{3} \frac{R}{d} Q_{\text{max}} + 2\pi \frac{R}{d} Q_{\text{max}} \right)^2 \quad (363)$$

$$= \pi \frac{10}{3} \frac{R}{d} Q_{\text{max}} + \mathcal{O} \left(\pi \frac{10}{3} \frac{R}{d} Q_{\text{max}} \right)^2, \quad (364)$$

¹⁶Note that $Q_{\text{max}} \geq 1$ uniformly in d and thus it follows from Eq. (359) that $\lim_{d \rightarrow \infty} R/d = 0$.

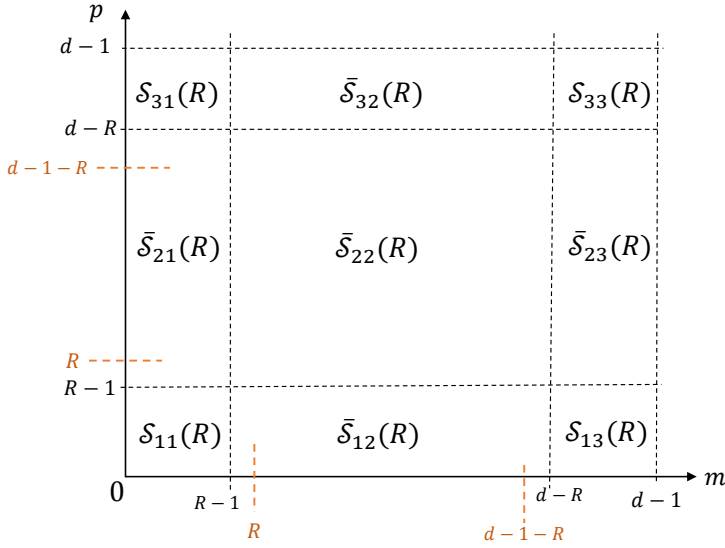


Figure 3: Diagrammatic view of the nine distinct sets used in the proof. Note that all pairs have the empty set as their intersection and the union of all sets is the set \mathcal{S}_{tot} given by Eq. (353).

where we have used that for $(m, p) \in \mathcal{S}_{11}(R)$, $\text{Dom}(\gamma_{l,m,p}) = l, \dots, l + \max\{m, p\}$. Thus we conclude that for all $\alpha_{l,m,p} \in \text{Dom}(\gamma_{l,m,p})$ and for all $(m, p) \in \mathcal{S}_{12}(R)$, $l \in \mathcal{I}_d$

$$\Delta F(d; l, m, p) \leq \pi \frac{10}{3} \frac{R}{d} Q_{\max} + \mathcal{O} \left(\pi \frac{10}{3} \frac{R}{d} Q_{\max} \right)^2 + \mathcal{O} \left(2e^{-\pi \frac{4}{3} \left(\frac{d}{\sigma} \right)^2} \right). \quad (365)$$

Now consider the set \mathcal{S}_{33} . For all $(m, p) \in \mathcal{S}_{33}(R)$, we have that $\lim_{d \rightarrow \infty} \tilde{H}_1(d, m, p) = \lim_{d \rightarrow \infty} \tilde{H}_2(d, m, p) = 1$, so the terms in lines Eqs. (349), (350) are exponentially small in $(d/\sigma)^2$. For the other term, i.e. line Eq. (351), we proceed by bounding the part within absolute values. Specifically, for all $\alpha_{l,m,p} \in \text{Dom}(\gamma_{l,m,p})$ and for all $(m, p) \in \mathcal{S}_{33}(R)$, $l \in \mathcal{I}_d$,

$$\left| e^{-\frac{\pi}{6} \left(\frac{\sigma}{d} \right)^2 Q^2} e^{-i\pi \frac{2}{3} (m+p-2d) Q/d} e^{2\pi i \left(\gamma_{l,m,p}(\alpha_{l,m,p}) - l + \frac{\Delta k_T}{3} \right) Q/d} - 1 \right| \quad (366)$$

$$= \left| e^{-\frac{\pi}{6} \left(\frac{\sigma}{d} \right)^2 Q^2} e^{-i\pi \frac{2}{3} (m+p-2d) Q/d} e^{2\pi i \left(\gamma_{l,m,p}(\alpha_{l,m,p}) - l - d + \frac{\Delta k_T}{3} \right) Q/d} - 1 \right| \quad (367)$$

$$\leq \left| \pi \frac{4}{3} \frac{R}{d} Q_{\max} + 2\pi \frac{R}{d} Q_{\max} \right| + \mathcal{O} \left(\pi \frac{4}{3} \frac{R}{d} Q_{\max} + 2\pi \frac{R}{d} Q_{\max} \right)^2 \quad (368)$$

$$= \pi \frac{10}{3} \frac{R}{d} Q_{\max} + \mathcal{O} \left(\pi \frac{10}{3} \frac{R}{d} Q_{\max} \right)^2, \quad (369)$$

where we have used that for $(m, p) \in \mathcal{S}_{33}(R)$, $\text{CoDom}(\gamma_{l,m,p}(\alpha_{l,m,p}) - l - d) = \min\{m, p\} - d, \dots, 0$ and $-R \leq \min\{m, p\} - d$, giving us $|\gamma_{l,m,p}(\alpha_{l,m,p}) - l - d| \leq R$. Thus we conclude that for all $\alpha_{l,m,p} \in \text{Dom}(\gamma_{l,m,p})$ and for all $(m, p) \in \mathcal{S}_{33}(R)$, $l \in \mathcal{I}_d$

$$\Delta F(d; l, m, p) \leq \pi \frac{10}{3} \frac{R}{d} Q_{\max} + \mathcal{O} \left(\pi \frac{10}{3} \frac{R}{d} Q_{\max} \right)^2 + \mathcal{O} \left(2e^{-\pi \frac{4}{3} \left(\frac{d}{\sigma} \right)^2} \right). \quad (370)$$

In general, for every set $\mathcal{S}_{xy}(R)$, $x, y \in \{1, 3\}$, two out of the three terms $\tilde{H}_1(d; m, p)$, $\tilde{H}_2(d; m, p)$, $\tilde{H}_3(d; m, p)$ converge to unity as d tends to infinity, resulting in two of the lines Eqs. (349), (350), (351) being exponentially small in $(d/\sigma)^2$. The terms in the remaining line can be expanded in a power expansion similarly to Eq. (369), resulting in an order $Q_{\max} R/d$ contribution.

We therefore conclude that the following is true for all $x, y \in \{1, 3\}$: For all $\alpha_{l,m,p} \in \text{Dom}(\gamma_{l,m,p})$ and for all $(m, p) \in \mathcal{S}_{xy}(R)$, $l \in \mathcal{I}_d$,

$$\Delta F(d; l, m, p) \leq \pi \frac{10}{3} \frac{R}{d} Q_{\max} + \mathcal{O} \left(\pi \frac{10}{3} \frac{R}{d} Q_{\max} \right)^2 + \mathcal{O} \left(2e^{-\pi \frac{4}{3} \left(\frac{d}{\sigma} \right)^2} \right). \quad (371)$$

From the definition of the sets $x, y \in \{1, 3\}$ with $m, p \in \mathcal{S}_{xy}(R)$ we see that they all have cardinality R^2 . Thus from Eq. (371), it follows that for all $\alpha_{l,m,p} \in \text{Dom}(\gamma_{l,m,p})$ and for all $(m, p) \in \mathcal{S}_{11}(R) \cup \mathcal{S}_{13}(R) \cup \mathcal{S}_{31}(R) \cup \mathcal{S}_{33}(R)$, $l \in \mathcal{I}_d$,

$$\sum_{l \in \mathcal{I}_d} \sum_{(m,p) \in \mathcal{S}_{11}(R) \cup \mathcal{S}_{13}(R) \cup \mathcal{S}_{31}(R) \cup \mathcal{S}_{33}(R)} \Delta F(d; l, m, p) \quad (372)$$

$$\leq dR^2 \left(\pi \frac{10}{3} \frac{R}{d} Q_{\max} + \mathcal{O} \left(\pi \frac{10}{3} \frac{R}{d} Q_{\max} \right)^2 + \mathcal{O} \left(2e^{-\pi \frac{4}{3} \left(\frac{d}{\sigma} \right)^2} \right) \right). \quad (373)$$

We will now bound $\Delta F(d; l, m, p)$ for (m, p) belonging to the sets Eqs. (354) to (354). We start with the set $\bar{\mathcal{S}}_{12}$. For all $(m, p) \in \bar{\mathcal{S}}_{12}(R)$, we have for sufficiently large d

$$\left(\frac{d}{\sigma} \right)^2 \tilde{H}_1(d, m, p) \geq \left(\frac{R}{\sigma} \right)^2, \quad (374)$$

$$\left(\frac{d}{\sigma} \right)^2 \tilde{H}_2(d, m, p) \geq \left(\frac{R}{\sigma} \right)^2, \quad (375)$$

$$\left(\frac{d}{\sigma} \right)^2 \tilde{H}_3(d, m, p) \geq \left(\frac{d}{\sigma} \right)^2. \quad (376)$$

Thus from Eq. (348) we conclude that for all $\alpha_{l,m,p} \in \text{Dom}(\gamma_{l,m,p})$ and for all $(m, p) \in \bar{\mathcal{S}}_{12}(R)$, $l \in \mathcal{I}_d$,

$$\Delta F(d; l, m, p) \leq \mathcal{O} \left(2e^{-\pi \frac{4}{3} \left(\frac{d}{\sigma} \right)^2} \right) + \mathcal{O} \left(4e^{-\pi \frac{4}{3} \left(\frac{R}{\sigma} \right)^2} \right). \quad (377)$$

Similarly, one finds that Eq. (377) holds for all $\alpha_{l,m,p} \in \text{Dom}(\gamma_{l,m,p})$ and for all $(m, p) \in \bar{\mathcal{S}}_{xy}(R)$, $l \in \mathcal{I}_d$, for $xy = 21, 23, 32$. In the case of the set $\bar{\mathcal{S}}_{22}(R)$ we find that for all $\alpha_{l,m,p} \in \text{Dom}(\gamma_{l,m,p})$ and for all $(m, p) \in \bar{\mathcal{S}}_{22}(R)$, $l \in \mathcal{I}_d$,

$$\Delta F(d; l, m, p) \leq \mathcal{O} \left(6e^{-\pi \frac{4}{3} \left(\frac{R}{\sigma} \right)^2} \right). \quad (378)$$

Finally, since the cardinality of the sets $\bar{\mathcal{S}}_{12}(R)$, $\bar{\mathcal{S}}_{21}(R)$, $\bar{\mathcal{S}}_{22}(R)$, $\bar{\mathcal{S}}_{23}(R)$, $\bar{\mathcal{S}}_{32}(R)$ are all upper bounded by d^2 , we have that for all $\alpha_{l,m,p} \in \text{Dom}(\gamma_{l,m,p})$, and for all $(m, p) \in \bar{\mathcal{S}}_{12}(R) \cup \bar{\mathcal{S}}_{21}(R) \cup \bar{\mathcal{S}}_{22}(R) \cup \bar{\mathcal{S}}_{23}(R) \cup \bar{\mathcal{S}}_{32}(R)$, $l \in \mathcal{I}_d$,

$$\sum_{l \in \mathcal{I}_d} \sum_{(m,p) \in \bar{\mathcal{S}}_{12}(R) \cup \bar{\mathcal{S}}_{21}(R) \cup \bar{\mathcal{S}}_{22}(R) \cup \bar{\mathcal{S}}_{23}(R) \cup \bar{\mathcal{S}}_{32}(R)} \Delta F(d; l, m, p) \quad (379)$$

$$\leq \mathcal{O} \left(d^3 e^{-\pi \frac{4}{3} \left(\frac{d}{\sigma} \right)^2} \right) + \mathcal{O} \left(d^3 e^{-\pi \frac{4}{3} \left(\frac{R}{\sigma} \right)^2} \right). \quad (380)$$

Hence, combining Eqs. (373) and (380), and plugging into Eq. (347) we find for all $\alpha_{l,m,p} \in \text{Dom}(\gamma_{l,m,p})$ and for all $(m, p) \in \mathcal{S}_{\text{tot}}$, $l \in \mathcal{I}_d$

$$\|\hat{E}\|_1 \leq \sqrt{d_L} d_P \frac{A^6 \sigma}{\sqrt{6}} \left[R^2 \left(\pi \frac{10}{3} \frac{R}{d} Q_{\max} + \mathcal{O} \left(\frac{R}{d} Q_{\max} \right)^2 + \mathcal{O} \left(e^{-\pi \frac{4}{3} \left(\frac{d}{\sigma} \right)^2} \right) \right) \right. \quad (381)$$

$$\left. + \mathcal{O} \left(d^2 e^{-\pi \frac{4}{3} \left(\frac{d}{\sigma} \right)^2} \right) + \mathcal{O} \left(d^2 e^{-\pi \frac{4}{3} \left(\frac{R}{\sigma} \right)^2} \right) + 2d^2 |\hat{\varepsilon}_T| \right] \quad (382)$$

$$= \sqrt{d_L} d_P \frac{A^6 \sigma}{\sqrt{6}} \left[R^2 \left(\pi \frac{10}{3} \frac{R}{d} Q_{\max} + \mathcal{O} \left(\frac{R}{d} Q_{\max} \right)^2 \right) \right. \quad (383)$$

$$\left. + \mathcal{O} \left(d^2 e^{-\pi \frac{4}{3} \left(\frac{R}{\sigma} \right)^2} \right) + 2d^2 |\hat{\varepsilon}_T| \right], \quad (384)$$

where, to find the higher order terms, we have used in the last equality

$$\lim_{d \rightarrow \infty} \frac{R/\sigma}{d/\sigma} = 0, \quad (385)$$

which follows from Eq. (359). Finally, using $A^2 = \sqrt{2}/\sigma + \varepsilon_A = \mathcal{O}(1/\sigma)$ from page 483 in [21] and the upper bound on in Eq. (324), we find for all $\alpha_{l,m,p} \in \text{Dom}(\gamma_{l,m,p})$ and for all $(m,p) \in \mathcal{S}_{\text{tot}}$, $l \in \mathcal{I}_d$,

$$\|\hat{E}\|_1 \leq \sqrt{d_L} d_P \frac{2}{\sqrt{3}} \left[\left(\frac{R}{\sigma} \right)^2 \left(\pi \frac{10}{3} \frac{R}{d} Q_{\max} + \mathcal{O} \left(\frac{R}{d} Q_{\max} \right)^2 \right) \right. \quad (386)$$

$$\left. + \mathcal{O} \left(\left(\frac{d}{\sigma} \right)^2 e^{-\pi \frac{4}{3} \left(\frac{R}{\sigma} \right)^2} \right) + \mathcal{O} \left(\frac{d^4}{\sigma^{9/2}} \right) e^{-\frac{\pi}{4} \sigma^2 \alpha_0^2} \right], \quad \text{as } d \rightarrow \infty. \quad (387)$$

We have the error term $\|\hat{E}\|_1$ in terms of R , and σ . These are free parameters that we can choose. The optimal scaling is given by

$$\sigma = \ln^{5/2} d \quad R = \ln^4 d, \quad (388)$$

as the errors become

$$\|\hat{E}\|_1 \leq \sqrt{d_L} d_P \frac{2}{\sqrt{3}} \left[\frac{10\pi \ln^7(d) Q_{\max}}{3d} + \mathcal{O} \left(\frac{\ln^{11}(d)}{d^2} Q_{\max}^2 \right) \right. \quad (389)$$

$$\left. + \mathcal{O} \left(\frac{1}{d \ln^{5/2}(d)} \right) + \mathcal{O} \left(\frac{1}{d \ln^{45/4}(d)} \right) \right], \quad \text{as } d \rightarrow \infty, \quad (390)$$

for all $\alpha_{l,m,p} \in \text{Dom}(\gamma_{l,m,p})$ and for all $(m,p) \in \mathcal{S}_{\text{tot}}$, $l \in \mathcal{I}_d$. Asymptotically, the first two error terms will be the dominant ones, and thus we conclude that for all $\alpha_{l,m,p} \in \text{Dom}(\gamma_{l,m,p})$ and for all $(m,p) \in \mathcal{S}_{\text{tot}}$, $l \in \mathcal{I}_d$,

$$\|\hat{E}\|_1 \leq \sqrt{d_L} d_P \frac{2}{\sqrt{3}} \left[\frac{10\pi \ln^7(d) Q_{\max}}{3d} + \mathcal{O} \left(\frac{\ln^{11}(d)}{d^2} Q_{\max}^2 \right) \right], \quad \text{as } d \rightarrow \infty, \quad (391)$$

making the error effectively scale as $\mathcal{O} \left(\frac{d_L \sqrt{d_P} \ln^7(d) Q_{\max}}{d} \right)$. Finally using Eq. (83), we achieve for all $\alpha_{l,m,p} \in \text{Dom}(\gamma_{l,m,p})$ and for all $(m,p) \in \mathcal{S}_{\text{tot}}$, $l \in \mathcal{I}_d$.

$$f_{\text{worst}}^2 \geq 1 - \sqrt{d_L} d_P \left[\frac{10\pi \ln^7(d) Q_{\max}}{\sqrt{3}d} + \mathcal{O} \left(\frac{\ln^{11}(d)}{d^2} Q_{\max}^2 \right) \right], \quad \text{as } d \rightarrow \infty, \quad (392)$$

where $Q_{\max} = \Delta h_L + \Delta h_{C_0}$.

H.6 The Protocol

Here we provide the protocol (based on the results from the previous subsection) which will achieve the statement of Theorem 4. Recall that the general protocol for all set-ups in this paper is described in Appendix B, thus here we only need to specify how to choose the parameter k_α given the clock measurement outcomes.

After obtaining the measurement outcomes $k'_1, k'_2, k'_3 \in \{0, 1, \dots, d-1\}$, the second task will be to work out the quantities $\tilde{l}, \tilde{l} + \tilde{m}, \tilde{l} + \tilde{p}$ which are defined via the relations

$$k'_q = \left[-\frac{d}{2} + 1 + [k_q^0] + \tilde{\Gamma}_q \right]_{(\text{mod. } d)}, \quad \tilde{\Gamma}_q = \begin{cases} \tilde{l} & \text{if } q = 1, \\ \tilde{l} + \tilde{m} & \text{if } q = 2, \\ \tilde{l} + \tilde{p} & \text{if } q = 3, \end{cases} \quad (393)$$

where $\tilde{l}, \tilde{m}, \tilde{p} \in \{0, 1, \dots, d-1\}$ and $\mathcal{I}_d = \{0, 1, \dots, d-1\}$. Importantly $\tilde{\Gamma}_1, \tilde{\Gamma}_2, \tilde{\Gamma}_3$ are always calculable since d, k_1^0, k_2^0, k_3^0 are known.

Next, out of the three angles $\tilde{\Gamma}_1, [\tilde{\Gamma}_2]_{(\text{mod. } d)}, [\tilde{\Gamma}_3]_{(\text{mod. } d)} \in [0, d-1]$, find which one of these is the *middle angle*; denoted α_{middle} . Specifically, this angle can be calculated as follows:

1. First, for $q_1 < q_2$ with $q_1, q_2 \in \{1, 2, 3\}$, calculate the quantities

$$\Delta_{q_1, q_2} := \begin{cases} \left| [\tilde{\Gamma}_{q_1}]_{(\text{mod. } d)} - [\tilde{\Gamma}_{q_2}]_{(\text{mod. } d)} \right| & \text{if } \left| [\tilde{\Gamma}_{q_1}]_{(\text{mod. } d)} - [\tilde{\Gamma}_{q_2}]_{(\text{mod. } d)} \right| \leq \frac{d}{2} - 1 \\ d - \left| [\tilde{\Gamma}_{q_1}]_{(\text{mod. } d)} - [\tilde{\Gamma}_{q_2}]_{(\text{mod. } d)} \right| & \text{if } \left| [\tilde{\Gamma}_{q_1}]_{(\text{mod. } d)} - [\tilde{\Gamma}_{q_2}]_{(\text{mod. } d)} \right| \geq \frac{d}{2} \end{cases} \quad (394)$$

2. Second, find the set containing the smallest two out of the values $\Delta_{1,2}, \Delta_{1,3}, \Delta_{2,3}$:

$$\text{Case 2.1)} \quad \{\Delta_{1,3}, \Delta_{2,3}\} \text{ if } \Delta_{1,2} \geq \Delta_{1,3}, \Delta_{1,2} \geq \Delta_{2,3} \quad (395)$$

$$\text{Case 2.2)} \quad \{\Delta_{1,3}, \Delta_{1,2}\} \text{ if } \Delta_{2,3} \geq \Delta_{1,2}, \Delta_{2,3} \geq \Delta_{1,3} \quad (396)$$

$$\text{Case 2.3)} \quad \{\Delta_{1,2}, \Delta_{2,3}\} \text{ if } \Delta_{1,3} \geq \Delta_{1,2}, \Delta_{1,3} \geq \Delta_{2,3}. \quad (397)$$

3. Third, find the common index w of the smallest two:

$$w := \begin{cases} 3 & \text{in case 2.1)} \\ 1 & \text{in case 2.2)} \\ 2 & \text{in case 2.3)} \end{cases} \quad (398)$$

4. Fourth, the middle angle is

$$\alpha_{\text{middle}} = \tilde{\Gamma}_w. \quad (399)$$

We call $w \in 1, 2, 3$ in Eq. (399) corresponding to the middle angle, the *location of the middle angle*.

Set α in Eq. (338) to the middle angle, $\alpha = \alpha_{\text{middle}}$,

$$k_\alpha = -\frac{d}{2} + 1 + \gamma_{l,m,p}(\alpha_{\text{middle}}) = -\frac{d}{2} + 1 + \alpha_{\text{middle}}. \quad (400)$$

Since Eq. (392) holds for all $\alpha_{l,m,p} \in \text{Dom}(\gamma_{l,m,p})$ and for all $(m,p) \in \mathcal{S}_{\text{tot}}$, $l \in \mathcal{I}_d$, the protocol would be complete, since calculation of the r.h.s. of Eq. (400) only requires the knowledge of known parameters $d, k'_1, k'_2, k'_3, k_1^0, k_2^0, k_3^0$. However, we are not quite done, since what is left to prove is that $\alpha_{\text{middle}} \in \text{Dom}(\gamma_{l,m,p})$ indeed holds true for all $(m,p) \in \mathcal{S}_{\text{tot}}$, $l \in \mathcal{I}_d$, since this has been assumed in Eq. (400) without justification. To do so, we have to analyse two possible scenarios. First, however, recall Eq. (325); reproduced here for convenience:

$$k'_q := [k_q + l]_{(\text{mod. } d)} = \left[-\frac{d}{2} + 1 + [\tilde{k}_1^0] + \Gamma_q \right]_{(\text{mod. } d)}, \quad \Gamma_q = \begin{cases} l & \text{if } q = 1, \\ l + m & \text{if } q = 2, \\ l + p & \text{if } q = 3, \end{cases} \quad (401)$$

where $\mathcal{I}_d = \{0, 1, \dots, d-1\}$ and

$$\tilde{k}_q^0 = \begin{cases} k_q^0 + t_{\text{ph}} d / T_0 & \text{if } q = r, \\ k_q^0 & \text{otherwise,} \end{cases} \quad (402)$$

with $r \in 1, 2, 3$ the unknown location of the unknown phase $t_{\text{ph}} \in \mathbb{R}$. The two scenarios are:

Case 1) The unknown location $r \in 1, 2, 3$ does not coincide with the location of the middle angle ($w \neq r$): In this case, by comparing Eqs. (393), (401), we see that the angle α_{middle} corresponds to one of the angles $\Gamma_1, \Gamma_2, \Gamma_3$. By definition, all three of these angles belong to the domain of $\gamma_{m,p}$ for all $(m,p) \in \mathcal{S}_{\text{tot}}$ and for all $l \in \mathcal{I}_d$.

Case 2) The unknown location $r \in 1, 2, 3$ coincides with the location of the middle angle ($w = r$): In this case, it follows that the two angles out of the three angles $\Gamma_1, \Gamma_2, \Gamma_3$ which do *not* correspond to the middle angle α_{middle} , (namely angles Γ_h, Γ_k , where $h \neq k \neq r$) have *not* had an unknown phase applied to them (since by definition, there is only one unknown phase). Hence from Eqs. (393), (401) we have $\Gamma_h = \tilde{\Gamma}_h, \Gamma_k = \tilde{\Gamma}_k$. Hence since the middle angle is always between the other two angles Γ_h, Γ_k , and $\text{Dom}(\gamma_{l,m,p})$ includes all angles which are between all three angles $\Gamma_1, \Gamma_2, \Gamma_3$ (See Fig. 2), it follows that the middle angle $\alpha_{\text{middle}} = \tilde{\Gamma}_r \in \text{Dom}(\gamma_{l,m,p})$ for all $(m,p) \in \mathcal{S}_{\text{tot}}$, $l \in \mathcal{I}_d$.

Hence cases 1) and 2) together prove the assumption made in Eq. (400), namely that $\alpha_{\text{middle}} \in \text{Dom}(\gamma_{l,m,p})$ indeed holds true for all $(m,p) \in \mathcal{S}_{\text{tot}}$, $l \in \mathcal{I}_d$. This completes the proof.

I Quantum communication without a shared reference frame

Throughout the paper we have shown that the Quasi-Ideal clock states $|\psi_{\text{nor}}(k_1^0)\rangle$ achieve the best bounds for the task of maximizing the entanglement fidelity of a covariant code. Here, following [31], we also show how

they can improve on a pre-existing scheme for another related task: the transmission of quantum states between parties which do not share a common reference frame.

The setting is as follows: Alice and Bob are connected by a noiseless quantum channel, but separated by an indeterminate amount of “time”. This means that the channel connecting them takes the form

$$\mathcal{E}(\cdot) = \mathcal{G}(\cdot) := \lim_{T \rightarrow \infty} \int_0^T \frac{dt}{T} U(t)(\cdot) U^\dagger(t), \quad (403)$$

where $U(t)$ is the time translation of the systems that are sent. This is a decoherence map in the basis of the generator of $U(t)$. In order to damp the loss of information from the channel, what Alice can do is to send the message ρ_M together with a reference frame F , as $\mathcal{G}(\rho_M \otimes |\psi_F\rangle \langle \psi_F|)$ which Bob then uses to “decode” the message. To decode, Bob measures the clock to learn the time that separates them, which can be used to retrieve the message up to some error (we label this decoding procedure with \mathcal{D}). In [31] it was shown that for a qubit, the resultant channel is given by

$$\mathcal{D} \circ \mathcal{E}(\rho) = \lim_{T \rightarrow \infty} \int_0^T \frac{dt}{T} |\langle \psi | U_F(t) | \psi \rangle|^2 U_M(t) \rho U_M^\dagger(t) = (1-p)\mathcal{I} + p\mathcal{G}(\rho), \quad (404)$$

where the probability of fully decohering p is given by

$$p = \frac{A_1 - A_2}{A_1}, \quad (405)$$

where

$$A_1 = \lim_{T \rightarrow \infty} \int_0^T \frac{dt}{T} |\langle \psi | U_F(t) | \psi \rangle|^2, \quad (406)$$

$$A_2 = \lim_{T \rightarrow \infty} \int_0^T \frac{dt}{T} |\langle \psi | U_F(t) | \psi \rangle|^2 e^{-i\frac{2\pi t}{T}}. \quad (407)$$

In [31], it was found that for the Salecker-Wigner-Peres clock, $p_{PSW} = \frac{1}{d_C+1}$ with d the dimension of the clock. We now show how this changes when one uses the Quasi-Ideal clock $|\psi(0)\rangle$ as defined in the main text. In that case, it can be shown that

$$|\langle \psi | U_F(t) | \psi \rangle|^2 \propto \left(e^{-\frac{\pi}{2\sigma^2} \left(\frac{2\pi d_C t}{\omega} \right)^2} + e^{-\frac{\pi}{2\sigma^2} \left(d_C - \frac{2\pi d_C t}{\omega} \right)^2} \right)^2 + \epsilon_1, \quad (408)$$

where ω is the frequency at which the qubit oscillates, and

$$|\epsilon_1| \leq \mathcal{O}(e^{-c_1 \sigma^2}) + \mathcal{O}(e^{-c_2 \frac{d_C^2}{\sigma^2}}), \quad (409)$$

where c_1, c_2 are positive constants independent of d_C and σ . Let us now sketch how to derive Eq. (408). First one writes out the characteristic function $|\langle \psi | U_F(t) | \psi \rangle|$, as a finite sum of terms corresponding to the elements of the eigenbasis $\{|\phi_k\rangle\}$. This is

$$|\langle \psi | U_F(t) | \psi \rangle| = A^2 \sum_{k \in \{-\frac{d_C}{2}+1, -\frac{d_C}{2} + \lfloor \frac{2\pi d_C t}{\omega} \rfloor\}} e^{-\frac{\pi}{\sigma^2} [k^2 + (k - \frac{2\pi d_C t}{\omega})^2]} + A^2 \sum_{k \in \{-\frac{d_C}{2} + \lfloor \frac{2\pi d_C t}{\omega} \rfloor + 1, \frac{d_C}{2}\}} e^{-\frac{\pi}{\sigma^2} [k^2 + (k + d_C - \frac{2\pi d_C t}{\omega})^2]} \quad (410)$$

$$= A^2 \sum_{k \in \mathbb{Z}} e^{-\frac{\pi}{\sigma^2} [k^2 + (k - \frac{2\pi d_C t}{\omega})^2]} + e^{-\frac{\pi}{\sigma^2} [k^2 + (k + d_C - \frac{2\pi d_C t}{\omega})^2]} + \mathcal{O}(e^{-c_2 \frac{d_C^2}{\sigma^2}}) \quad (411)$$

$$= A^2 \sum_{m \in \mathbb{Z}} \frac{\sigma}{\sqrt{2d_C}} e^{-\frac{\pi}{2} \left[\left(\frac{2\pi d_C t}{\omega} \right)^2 + m^2 \sigma^2 - 2id_C m \frac{2\pi d_C t}{\omega} \right] \sigma^2} \quad (412)$$

$$+ \frac{\sigma}{\sqrt{2d_C}} e^{-\frac{\pi}{2} \left[\left(d_C - \frac{2\pi d_C t}{\omega} \right)^2 + m^2 \sigma^2 - 2id_C m \left(d_C - \frac{2\pi d_C t}{\omega} \right) \right] \sigma^2} + \mathcal{O}(e^{-c_2 \frac{d_C^2}{\sigma^2}}) \quad (413)$$

$$= A^2 \frac{\sigma}{\sqrt{2d_C}} \left(e^{-\frac{\pi}{2} \left(\frac{2\pi d_C t}{\omega} \right)^2} + e^{-\frac{\pi}{2} \left(d_C - \frac{2\pi d_C t}{\omega} \right)^2} + \mathcal{O}(e^{-c_1 \sigma^2}) \right) + \mathcal{O}(e^{-c_2 \frac{d_C^2}{\sigma^2}}), \quad (414)$$

where in going from the second to the third line we have used the Poisson summation formula (see for instance Corollary C.0.2 from [21]), and in the third to the fourth we have kept the $m = 0$ term and bounded the size of the others.

With that, we obtain

$$A_1/C = \frac{\sigma}{d_C} + \mathcal{O}\left(\left(\frac{\sigma}{d_C}\right)^4\right) + \mathcal{O}(e^{-c_1\sigma^2}) + \mathcal{O}(e^{-c_2\frac{d_C^2}{\sigma^2}}) \quad (415)$$

$$A_2/C = \frac{\sigma}{d_C} - \pi\frac{\sigma^3}{d_C^3} + \mathcal{O}\left(\left(\frac{\sigma}{d_C}\right)^4\right) + \mathcal{O}(e^{-c_1\sigma^2}) + \mathcal{O}(e^{-c_2\frac{d_C^2}{\sigma^2}}), \quad (416)$$

with $C > 0$ independent of d_C and σ . Thus, to leading order, it gives a probability of decoherence of

$$p_{id} = \pi\frac{\sigma^2}{d_C^2} + \mathcal{O}\left(\left(\frac{\sigma}{d_C}\right)^3\right) + \mathcal{O}(e^{-c_1\sigma^2}) + \mathcal{O}(e^{-c_2\frac{d_C^2}{\sigma^2}}). \quad (417)$$

The best choice for the width of the clock is $\sigma = (\ln d_C)^{\frac{3}{2}}$, which gives a scaling of

$$p_{id} = \pi\left(\frac{(\ln d_C)^{\frac{3}{2}}}{d_C}\right)^2 + \mathcal{O}\left(\left(\frac{(\ln d_C)^{\frac{3}{2}}}{d_C}\right)^3\right), \quad (418)$$

which (up to the logarithmic factor) is quadratically smaller than p_{PSW} . This is essentially the same advantage as the one obtained in covariant error correction as shown in the main text.

J Evolution without evolution: connection with the Page-Wootters mechanism

In this Section we briefly re-cap the Page-Wootters mechanism (Section III. “Evolution in a Stationary Universe” in [46]) and show how our formalism and the results in this paper fit into that picture. These authors consider a bipartite setup consisting of a clock and a system S of interest. The system and clock are considered as a closed system evolving under a Hamiltonian of the form

$$\hat{H} = \hat{H}_S \otimes \mathbb{1}_{\text{clock}} + \mathbb{1}_S \otimes \hat{H}_{\text{clock}}. \quad (419)$$

Their idea is to show that there is a global state $\rho_{S\text{clock}}$ which does not evolve in time, i.e. $[\rho_{S\text{clock}}, \hat{H}] = 0$ yet the dynamics of the system, after conditioning on the clock being in a state

$$|\psi(\tau)\rangle_{\text{clock}} = e^{-\tau i \hat{H}_{\text{clock}}} |\psi(0)\rangle_{\text{clock}}, \quad (420)$$

at time τ , is given by the free evolution of the system S according to its own Hamiltonian \hat{H}_S . Namely,

$$\text{tr}_{\text{clock}}[\hat{P}_{\text{clock}}(\tau)\rho_{S\text{clock}}\hat{P}_{\text{clock}}(\tau)] = e^{-i\tau\hat{H}_S}\text{tr}_{\text{clock}}[\rho_{S\text{clock}}]e^{i\tau\hat{H}_S}, \quad (421)$$

where $\hat{P}_{\text{clock}}(\tau) := \mathbb{1}_S \otimes |\psi(\tau)\rangle\langle\psi(\tau)|_{\text{clock}}$ is the projector onto the clock state at time τ . So in the above sense, even though the global state $\rho_{S\text{clock}}$ is stationary, the state of the system conditioned on the clock being at a particular time, is evolving according to the Schrödinger equation for its own Hamiltonian \hat{H}_S .

Before seeing how this is connected to our work, a few remarks are pertinent. Firstly, time is assumed to be continuous, i.e. if one wishes Eq. (421) to hold for all τ in some finite subinterval of the real line, then one needs to use an Idealised clock (these are discussed in Section 1 in the main text). These, however, are unphysical in the sense of requiring infinite energy. To the best knowledge of the authors, while many aspects of the Page-Wootters mechanism have been explored (see [48–51] and references therein), it remains an open question to how well finite dimensional clocks (or infinite dimensional clocks with finite energy) can realize this. It is also noteworthy that in our setup, the clock and system are only classically correlated, and thus our results demonstrate that quantum entanglement between the clock and system S is not necessary to fulfil the Page-Wootters mechanism. We now find the Hamiltonian and time invariant state which realise the Page-Wootters mechanism up to a quantifiable error incurred due to using physical clocks.

Firstly, we can identify the physical space with the system in the Page-Wootters model and the clocks in our setup with those in Page-Wootters model. The total Hamiltonian on the system and the clock will be the

Kronecker sum of the generators of the physical space Lie group and those of the clock's Lie group, namely (c.f. Eq. (419))

$$\hat{H} = \hat{H}_P \otimes \mathbb{1}_C^{\otimes M} + \mathbb{1}_P \otimes \bigoplus_{i=1}^M \hat{H}_C. \quad (422)$$

Secondly, we use our covariant encoding channel $\mathcal{E}_{\text{cov}}(\cdot)$ in Eq. (8) to realise the stationary state $\rho_{S\text{clock}}$ of the Page-Wooters mechanism

$$\rho_{S\text{clock}} = \mathcal{E}_{\text{cov}}(\rho_L), \quad (423)$$

for any $\rho_L \in \mathcal{S}(\mathcal{H}_L)$ and for the choice of trivial representation on the Logical space, namely $U_L(t) = \mathbb{1}_L$ for all $t \in \mathbb{R}$. To see how this works, note that 1) the unitary group representation on the physical and clock space has the Hamiltonian in Eq. (422) as its generator, and 2) that the encoding map is covariant. Specifically

$$e^{-it\hat{H}} \mathcal{E}_{\text{cov}}(\rho_L) e^{it\hat{H}} = U_{C_0}(t) \otimes U_C^{\otimes M}(t) \mathcal{E}_{\text{cov}}(\rho_L) U_{C_0}^\dagger(t) \otimes U_C^{\otimes M\dagger}(t) = \mathcal{E}_{\text{cov}}(U_L(t)\rho_L U_L^\dagger(t)) = \mathcal{E}_{\text{cov}}(\rho_L) \quad \forall t \in \mathbb{R}, \quad (424)$$

where in the last line, we have used $U_L(t) = \mathbb{1}_L$ for all $t \in \mathbb{R}$. Hence differentiating w.r.t. t on both sides on Eq. (424), we achieve the Page-Wooters condition,

$$[\hat{H}, \mathcal{E}_{\text{cov}}(\rho_L)] = 0 \quad \forall t \in \mathbb{R}. \quad (425)$$

Thirdly, our clock state must, at least approximately, satisfy Eq. (421). We have already calculated the state of $\mathcal{E}_{\text{cov}}(\rho_L)$ when the clocks were projected onto the time basis $\{|\theta_k\rangle\langle\theta_k|\}_{k=0}^{d_C-1}$ in Section B. Now, we want to perform a similar calculation but for when the clock is projected onto the state of the clock at time τ . In the case of one Quasi-Ideal clock, this corresponds to covariant positive-operator valued measure, which up to a vanishing error in the large d_C/σ and σ limit, are $\{\hat{P}_{\text{QI}}(\tau) := U_C(\tau)|\psi_{\text{nor}}(k_1^0)\rangle\langle\psi_{\text{nor}}(k_1^0)|U_C(\tau)^\dagger\}_{\tau \in [0, T_0]}$. Proceeding analogously to Section B, but this time not applying the error map \mathfrak{E}_j , we find

$$\rho_P(\tau) := \text{tr}_C \left[\hat{P}_{\text{QI}}(\tau) \mathcal{E}_{\text{cov}}(\rho_L) \hat{P}_{\text{QI}}(\tau) \right] = U_P^{\otimes K\dagger}(\tau) \left(\hat{E}'_\tau(\rho_L) + \mathcal{E}(\rho_L) \right) U_P^{\otimes K}(\tau), \quad (426)$$

where

$$\hat{E}'_\tau(\cdot) := \sum_{q,q'=0}^{d_P-1} \sum_{n,n'=0}^{d_L-1} \left[\frac{F_Q(\tau)}{F_0(\tau)} e^{2\pi i \tau Q/T_0} - 1 \right] \mathcal{E}_{q,q',n,n'}(\cdot) |q\rangle\langle q'|, \quad (427)$$

with $\mathcal{E}_{q,q',n,n'}$ give by Eq. (36) and $F_Q(\tau)$ given by

$$F_Q(\tau) := \frac{1}{T_0} \int_0^{T_0} dt e^{-i\omega_Q t} \langle \psi_{\text{nor}}(k_0) | U_C^\dagger(\tau) \rho_{C,1}(t) U_C(\tau) | \psi_{\text{nor}}(k_0) \rangle \quad (428)$$

$$= \frac{1}{T_0} \int_0^{T_0} dt e^{-i2\pi Q t/T_0} |\langle \psi_{\text{nor}}(k_0) | U_C(t - \tau) | \psi_{\text{nor}}(k_0) \rangle|^2, \quad (429)$$

where $|\psi_{\text{nor}}(k_0)\rangle$ is the Quasi-Ideal clock described previously in the manuscript. Note that Eq. (426) is analogous to Eq. (72) but with a trivial error map $\mathfrak{E}_j = \mathcal{I}$ (no clock errors), $\tilde{\rho}_L = U_L(t_\alpha)\rho_L U_L^\dagger(t_\alpha) = \rho_L$ (trivial logical group representation), and a time τ rather than the discrete times $t_\alpha := k_\alpha \frac{T_0}{d_C}$ (since we are not projecting onto the time basis any-more). One can bound Eqs. (429) and (427), analogously to the calculations in Sections D C. We will not perform such calculations here for brevity, but one finds that $F_Q(\tau)/F_0(\tau) \approx e^{-2\pi i \tau Q/T_0}$ where the approximation becomes exact in the large d_C limit. So one can see that the quantity in square brackets in Eq. (427) vanishes in said limit. Hence for large d_C , from Eq. (426)

$$\text{tr}_C \left[\hat{P}_{\text{QI}}(\tau) \mathcal{E}_{\text{cov}}(\rho_L) \hat{P}_{\text{QI}}(\tau) \right] \approx U_{C_0}^{\otimes K\dagger}(\tau) \mathcal{E}(\rho_L) U_{C_0}^{\otimes K}(\tau) = e^{-i\tau \hat{H}_{C_0}} \mathcal{E}(\rho_L) e^{i\tau \hat{H}_{C_0}} \quad \forall \tau \in \mathbb{R}, \quad (430)$$

where the approximate equality becomes exact in the large d_C limit. This is an approximate Page-Wooters condition (Eq. (420)).