

Electronic structure of Ni-doped $\text{EuRbFe}_4\text{As}_4$: Unique crystal field splitting and multiband RKKY interactions

Chenchao Xu,¹ Qijin Chen,^{1,*} and Chao Cao^{2,†}

¹*Department of Physics, Zhejiang University, Hangzhou 310027, China*

²*Condensed Matter Group, Department of Physics,
Hangzhou Normal University, Hangzhou 311121, China*

(Dated: March 12, 2024)

The relationship between magnetism and superconductivity has been one of the most discussed topics in iron-based superconductors. Using the first-principles calculations, we have studied the electronic structure of 1144-type iron-based superconductor $\text{EuRbFe}_4\text{As}_4$. We find the crystal field splitting of $\text{EuRbFe}_4\text{As}_4$ is unique, such that the d_{z^2} orbitals are closer to the Fermi level ϵ_F than the d_{xy} orbitals. The RKKY interaction strength is estimated to be approximately 0.12 meV in pristine $\text{EuRbFe}_4\text{As}_4$. Upon Ni-doping on the Fe site, the RKKY interaction strength is barely changed upon Ni doping due to the highly anisotropic FSs and multiband effect, despite of the drastically reduced $d_{zx(y)}$ DOS at ϵ_F . Finally, in both pristine and doped compounds, the RKKY interaction is primarily mediated through bands due to Fe- d_{z^2} orbitals. Our calculations suggest the RKKY interaction mediated by d_{z^2} orbital is probably responsible for the magnetism in $\text{EuRbFe}_4\text{As}_4$ and doesn't change upon Ni-doping.

* E-mail address: qjchen@zju.edu.cn

† E-mail address: ccao@hznu.edu.cn

INTRODUCTION

Over the last decade, enormous efforts have been put on the iron-based superconductors (FeSCs) since the first discovery of superconductivity in F doped LaOFeAs in 2008[1]. To date the relationship between magnetism and superconductivity has been extensively investigated both experimentally and theoretically to pursue the essence of pairing mechanism. As a matter of fact, a multitude of the FeSCs are magnetic metals with quasi-2D electron and hole pockets. Usually the parent compounds of FeSCs are non-superconducting and undergo structural transition from tetragonal lattice to orthorhombic lattice followed by a spin density wave (SDW) transition when the temperature is decreased. Once the system is doped, however, both structural and SDW transitions are suppressed and superconductivity emerges[2, 3].

Recently a new type of FeSC structure $\text{AeAFe}_4\text{As}_4$ (AeA-1144 ; $\text{Ae}=\text{Ca},\text{Sr}$; $\text{A}=\text{K},\text{Rb},\text{Cs}$) has been successfully synthesized by A. Iyo et al. [4] with superconducting transition temperature $T_c > 30\text{K}$ without doping. Despite of the same stoichiometric ratio, these 1144-type compounds are different from the 50% K-doped BaFe_2As_2 compounds such that the Ae atoms are separated from the A atoms in different layers, and therefore the structure can be viewed as layer-by-layer stacked AeFe_2As_2 (Ae-122) and AFe_2As_2 (A-122). Independently, Liu et al. and Kenji et al. [5, 6] then managed to make an intergrowth structure of RbFe_2As_2 and EuFe_2As_2 leading to another 1144-type compound $\text{EuRbFe}_4\text{As}_4$. Similar to the $\text{AeAFe}_4\text{As}_4$ ($\text{Ae}=\text{Ca},\text{Sr}$; $\text{A}=\text{K},\text{Rb},\text{Cs}$) compounds, $\text{EuRbFe}_4\text{As}_4$ exhibits superconductivity at 35K without any doping. In addition, ferromagnetic behavior due to the Eu-layers was observed below 15K without destroying the superconductivity, suggesting a robust coexistence of superconductivity and ferromagnetism [5]. The $4f$ electrons are nearly fully localized, yielding a large moment of $6.5 \mu_B/\text{Eu}$. Interestingly, the Curie temperature was robust against the Ni-doping, while the superconducting T_{sc} was very sensitive[7]. It was therefore conjectured that the d - f superexchange or Eu-As-Eu superexchange is likely to be the mechanism mediating the magnetic interactions.

In this article, we present a systematic first-principles study of $\text{EuRbFe}_4\text{As}_4$ compound. We compare $\text{EuRbFe}_4\text{As}_4$ with the $\text{CaRbFe}_4\text{As}_4$ as well as the traditional BaFe_2As_2 compound. The band structure of $\text{EuRbFe}_4\text{As}_4$ resembles that of $\text{CaRbFe}_4\text{As}_4$, and there are 10 bands crossing the Fermi level in both compounds. However, for $\text{EuRbFe}_4\text{As}_4$, the d_{z^2} -band, which is much lower than the Fermi level in other FeSCs, is now elevated close to ϵ_F around Γ point, thus the undoped $\text{EuRbFe}_4\text{As}_4$ system is very close to a Lifshitz-transition. As a result, the d_{z^2} -orbital is more relevant in the process of electrical transport and magnetism in the $\text{EuRbFe}_4\text{As}_4$ compound. By decomposing the J_{RKKY} into contributions from different Fermi surface sheets, we find this interaction is primarily mediated by the outmost hole pocket due to d_{z^2} orbital around the Γ point, suggesting that this orbital is important to the Eu-magnetism. Under nickel doping, the RKKY exchange interaction is little affected, despite of the drastically reduced density of state from d_{xz} and d_{yz} orbitals. This may serve as a possible explanation why the magnetic transition T_{FM} is relatively constant while the superconductivity T_{sc} is quickly suppressed by Ni-doping in this compound.

RESULTS AND DISCUSSION

A. Crystal Structure and Electronic Structure

The crystal structure of $\text{EuRbFe}_4\text{As}_4$ is tetragonal $\text{P4}/\text{mmm}$ with lattice parameters $a=3.89\text{\AA}$ and $c=13.31\text{\AA}$ as illustrated in Fig. 1. The crystal consists of FeAs-layers separated by alternating Rb-layers and Eu-layers. Therefore each unit cell contains 2 FeAs layers that are mirror-symmetric with respect to either the Rb-layer or the Eu-layer. In contrast to most traditional FeSCs, the two intercalating layers sandwiching each FeAs-layer are different in 1144-type FeSCs, thus the Fe atom is no longer located at the center of the tetrahedral formed by the 4 closest As atoms (Fig. 1 a-b). Therefore, the S_4 local symmetry around each Fe is reduced to C_2 in 1144-type FeSCs.

The band structures of $\text{EuRbFe}_4\text{As}_4$ (red line), $\text{CaRbFe}_4\text{As}_4$ (black line) and folded BaFe_2As_2 (blue line, Γ -X) in paramagnetic (PM) phase are shown in Fig. 2a-b. Both $\text{EuRbFe}_4\text{As}_4$ and $\text{CaRbFe}_4\text{As}_4$ exhibit the same number of hole pockets around Γ points and electronic pockets around M points, and the dispersions resemble each other. Nevertheless, the highest occupied state at Γ is extremely close to the Fermi level ϵ_F in $\text{EuRbFe}_4\text{As}_4$ (while in $\text{CaRbFe}_4\text{As}_4$ it is more than 200 meV below ϵ_F), suggesting the undoped $\text{EuRbFe}_4\text{As}_4$ system is on the edge to a Lifshitz-transition. Projected band structure shows that the orbital character of this state is d_{z^2} (Fig. 2d). With slight hole-doping (0.5 hole per f.u.), this band will cross Fermi level and create a new Fermi surface sheet. In $\text{Ba}_{1-x}\text{Rb}_x\text{Fe}_2\text{As}_2$, it was reported that a crossover from nodeless to nodal SC occurs at $x=0.65$ as a result of a hole-doping induced Lifshitz transition[8]. Considering the similarities between these systems, such transition may also be present in hole-doped $\text{EuRbFe}_4\text{As}_4$. Additionally, in contrast to BaFe_2As_2 , owing to the S_4 symmetry breaking, the bands structures in 1144-system splits along X-M. Similar splitting is also present in $\text{CaKFe}_4\text{As}_4$ [9]. We have also calculated $\text{EuRbFe}_4\text{As}_4$ (Fig. 2c) in the non-superconducting FM phase, where Eu moments align in parallel. The

exchange spin splitting is less than 20 meV shown in Table II. The projected band structure (Fig. 2d) indicates that the d_{z^2} orbital has sizable contribution in $\text{EuRbFe}_4\text{As}_4$, in addition to the d_{xz} , d_{yz} and d_{xy} orbitals that universally dominate the electronic states near ϵ_F in FeSCs [10, 11]. The $d_{x^2-y^2}$ orbital strongly hybridizes with As-4p, and is present beyond $\epsilon_F \pm 1$ eV range. Six bands cross the Fermi level around the Γ point, forming the hole pockets around the Brillouin zone (BZ) center (Fig. 3 a-b). In addition, another 4 bands cross the Fermi level around the $M(\pi, \pi)$ point forming the electron pockets corresponding to Fermi surfaces (FSs) in Fig. 3c.

The density of state (DOS) of $\text{EuRbFe}_4\text{As}_4$ in FM phase are illustrated in Fig. 2e. Similar to all FeSCs, the DOS of FeSCs near ϵ_F is dominated by Fe-3d orbitals, hybridized with As-4p orbitals. The total DOS at ϵ_F is $9.41 \text{ eV}^{-1}/\text{f.u.}$, equivalent to electronic specific-heat coefficient $\gamma = 21.642 \text{ mJ}/(\text{K}^2 \cdot \text{mol})$. Noticing that $g(\epsilon_F)$ of $\text{CaRbFe}_4\text{As}_4$ is $9.78 \text{ eV}^{-1}/\text{f.u.}$ [12], similar to what we obtained for $\text{EuRbFe}_4\text{As}_4$. As a comparison, the experimental value of $g(\epsilon_F)$ is $60 \text{ eV}^{-1}/\text{f.u.}$ [5], indicating a large electron mass renormalization factor of ≈ 6.4 . From spin resolved DOS (Fig. 2e) the majority-spin channel/minority-spin channel of 4f-electrons are located around 2.7eV(10eV) below(above) ϵ_F . By integrating the 4f contribution below ϵ_F , each Eu atom has a local moment of $7\mu_B$, consistent with the fully-localized nature of 4f electrons in $\text{EuRbFe}_4\text{As}_4$.

B. Single Particle Hamiltonian and Crystal Field

To analyze the crystal field effect in $\text{EuRbFe}_4\text{As}_4$, we have employed the maximally projected Wannier function method [13] to fit the DFT band structure. In order to capture the main features of the electronic structures of $\text{EuRbFe}_4\text{As}_4$, we take into account not only Fe-3d orbitals and As-4p orbitals, but Eu-4d and Eu-4f orbitals as well. Using these 44 orbitals not only allows us to describe the low energy physics of this system, but also elucidates the electronic hopping process between d - p as well as d - f orbitals, which are relevant in the superconducting and magnetic properties of this compound.

In Fig. 1 (c-f) we compare the crystal field splitting between BaFe_2As_2 , $\text{CaRbFe}_4\text{As}_4$, and undoped $\text{EuRbFe}_4\text{As}_4$ and the corresponding values are listed in Table II. In general, the electronic bands of 3d-systems strongly depend on the crystal symmetry. Under perfect tetrahedral crystal field the 5 d -orbitals split into two groups: triply degenerate t_{2g} levels and doubly degenerate e_g levels. In the family of iron-based superconductors, all the members share the similar Fe-As layer with tetrahedral symmetry. Due to the combined effect of anion crystal fields and surrounding cations, the hybridization between the Fe- d orbitals and the pnictogen-/chalcogen- p orbitals appears. Therefore both t_{2g} and e_g orbitals further split, leaving only degenerate d_{xz} and d_{yz} , as exemplified in BaFe_2As_2 (Fig. 1c). In addition, we find in $\text{EuRbFe}_4\text{As}_4$ the energy levels of d_{xy} and d_{z^2} are reversed, consistent with the observation in the band structure results. Furthermore, the exchange spin splitting in $\text{EuRbFe}_4\text{As}_4$ is one order of magnitude smaller compared to the crystal field splitting, and the formation of long-range magnetic order does not affect magnitude and order of crystal splitting.

In Table I we show the important hopping terms related with low energy excitation for BaFe_2As_2 , $\text{CaRbFe}_4\text{As}_4$, and $\text{EuRbFe}_4\text{As}_4$ (both PM state and FM state) respectively. In BaFe_2As_2 compound, the As atoms above (As^{I}) and below (As^{II}) the Fe-plane are equivalent (S_4 local symmetry), thus the hoppings between Fe-3d and either As-4p orbitals are the same. However, this symmetry is broken in 1144-type compounds, thus the hoppings between Fe-3d and As^{I} -4p and those between Fe-3d and As^{II} -4p are no longer identical. For all these compounds the strongest hopping comes from Fe-3d $_{x(y)z}$ and As-4p $_{y(x)}$, followed by the hopping between Fe-3d $_{xy}$ and As-4p $_{z}$. Compare to the d - p hopping, the d - f hopping terms are one order smaller, among which the Fe-3d $_{z^2}$ and Eu-4f $_{xyz}$ is largest. Remarkably, the d - p hopping terms in PM phase and FM phase are roughly the same for $\text{EuRbFe}_4\text{As}_4$, despite of the large magnetic moment of Eu atoms. Therefore, the effect of ferromagnetic Eu layers can be equivalently regarded as magnetic exchange splitting field for the FeAs-layers. It is worthy noting that the $H_{c2}(0)$ of a similar compound $\text{CaKFe}_4\text{As}_4$ can reach as high as 71 T, [14] while the internal field due to Eu^{2+} atom was much smaller[15]. Therefore, the superconductivity may coexist with the FM Eu-layer.

C. RKKY Exchange Interaction

The Ruderman-Kittel-Kasuya-Yosida (RKKY) exchange interaction was reported to be inseparably related with the magnetic order in 122-type $\text{EuFe}_2(\text{As,P})_2$ [16, 17] and 1144-type $\text{EuRbFe}_4\text{As}_4$ [5]. Since In the weak coupling limit, the RKKY interaction can be approximatively by $J_{\text{RKKY}} \sim J_K^2 g(\epsilon_F)$ [18–20] with a bare Kondo coupling J_K in the ordered phase and density of states at the Fermi level $g(\epsilon_F)$. Following the Schrieffer-Wolff transformation

[21, 22], and assuming large U limit, we calculate the Kondo coupling strength by

$$J_{0n} = \frac{1}{g_n(\epsilon_F)} \int d\mathbf{k} \frac{V_{n\mathbf{k},f}^* V_{f,n\mathbf{k}}}{|\epsilon_f - \epsilon_{n\mathbf{k}}|} \times \delta(\epsilon_{n\mathbf{k}} - \epsilon_F)$$

for the conduction channel n , where $V_{n\mathbf{k},f} = \langle w_f | \hat{H} | n\mathbf{k} \rangle = \sum_{\alpha} \langle w_f | \hat{H} | w_{\alpha} \rangle \langle w_{\alpha} | n\mathbf{k} \rangle$. In these expressions, n is the conduction band index, $|n\mathbf{k}\rangle$ is the n -th Bloch state of conduction electrons at \mathbf{k} , $|w_{\alpha}\rangle$ is the α -th local wannier state for the conduction electrons, $\epsilon_{n\mathbf{k}}$ and ϵ_f are the eigen-energies of the conduction channel and local f states, $g_n(\epsilon_F)$ is the density of states at the Fermi level of the n -th conduction channel, and $|w_f\rangle$ denotes the local wannier state of the f -electrons. The averaged Kondo coupling \bar{J}_K is roughly -0.73 meV whose magnitude is slightly smaller than EuFe₂As₂ (-1.01 meV)[20]. Considering the multiband effect and highly anisotropic Fermi surfaces, the RKKY interaction is obtained by summing up the contributions from all conduction bands $J_{\text{RKKY}} = \sum_n J_{0n}^2 g_n(\epsilon_F)$. The resulting J_{RKKY} is around 0.12 meV corresponding to $T_{FM} \approx 12.5$ K, which is in good agreement with the experimental value[5]. It's worth noting that the J_{RKKY} in our calculation is averaged in all directions. To tell the difference between the inter-layer coupling J_{\perp} and intra-layer coupling J_{\parallel} , it is necessary to employ $J_{\text{RKKY}}(\mathbf{r}) = J_K^2 \sum_{\mu\nu} \chi^{\mu\nu}(\mathbf{r})$

(where $\chi^{\mu\nu}(\mathbf{r}) = \sum_{\mathbf{k}, \mathbf{k}'} e^{i(\mathbf{k}-\mathbf{k}')\cdot\mathbf{r}} [\frac{f_{\mu}(\mathbf{k}) - f_{\nu}(\mathbf{k}')}{\epsilon_{\mathbf{k}}^{\mu} - \epsilon_{\mathbf{k}'}^{\nu}}])$ [23]. Using the Wannier orbital based tight-binding Hamiltonian, we have estimated $J_{\perp}/J_{\parallel} \approx 1.0$. Such nearly isotropic behavior can be understood by calculating the band-decomposed contributions from each Fermi surface sheet (Fig. 3 e), which suggests more than 60% of J_{RKKY} is mediated by the outmost hole pocket around Γ point with prominent 3D feature. This Fermi surface sheet is mainly due to the Fe- d_{z^2} orbitals, and a similar mechanism was also previously proposed in EuFe₂As₂ [24].

It should be emphasized that the RKKY interaction in our calculation starts from the normal state. In superconducting state, the interplay between RKKY interaction and superconductivity is more complicated. It has been illustrated by N. Yao et al. that the antiferromagnetic contribution from indirect spin exchange will be enhanced due to the formation of Yu-Shiba-Rusinov (YSR) bound states, provided the binding energy of YSR state is close to the middle of superconducting gap Δ [25]. In EuRbFe₄As₄, however, this binding energy is estimated to be close to Δ , implying the weak hybridization between YSR state and superconducting condensate. Thus, the conventional RKKY interaction will still dominate in superconducting state.

D. Effect of Nickel doping

In order to investigate the Ni-doping effects, we have also calculated EuRbFe_{1-x}Ni_xAs₄ with $x=6.25\%$, 12.5% and 100% under the Virtual Crystal Approximation (VCA). The DOS of these system are illustrated in Fig. 4 (a). With Nickel doping, the Fermi level moves to higher energy, demonstrating the main effect induced by Nickel is electron-doping. Comparing 6.25% Ni-doping with the undoped EuRbFe₄As₄, the DOS of $d_{zx(y)}$, d_{z^2} and $d_{x^2-y^2}$ orbitals are suppressed by 17.6%, 13.7% and 12.1% respectively while the DOS of d_{xy} is enhanced by 4.0%. Note that the T_{sc} for the superconductivity is usually very sensitive to the DOS at Fermi level $g(\epsilon_F)$. Therefore, the large decreased $g(\epsilon_F)$ of $d_{zx(y)}$ is consistent with strongly suppressed superconducting temperature upon doping.

We have also calculated the imaginary part of bare electron susceptibility (nesting function) under different doping levels (Fig. 4 (b-e)). For pristine EuRbFe₄As₄, the nesting function shows a sharp peak at M ($\pi, 0$), which signals large spin-fluctuation that considered to be related with the superconductivity[26–28]. This peak is quickly suppressed by Ni-doping, and is already absent with 12.5% Ni-doping, suggesting that the superconductivity can be quickly suppressed by Ni-doping. The imaginary part of the 100%-doped compound (or EuRbNi₄As₄) is completely flat, meaning that the Ni-lattice is without spin-fluctuation. In fact, our DFT calculation confirms that Ni-lattice is completely nonmagnetic in EuRbNi₄As₄.

To evaluate the influence of doping on the crystal field splitting and the RKKY interaction, we naively calculate the 100% Ni-doping situation. With all the irons substituted, the energy level of d_{xy} orbital rises, substantially higher than d_{z^2} orbital and even nearly degenerate with $d_{zx(y)}$ orbitals (Fig. 1 f). Considering the main effect of Ni-doping at small x is to shift the Fermi level upward, the averaged Kondo coupling \bar{J}_K and the RKKY interaction J_{RKKY} are also calculated (Table III) with the rigid band model (RBM). The averaged Kondo coupling \bar{J}_K slightly decreases upon doping within RBM while the variation in VCA is nonmonotonic. Both of these two methods, however, show the RKKY interaction is around 0.1 meV, insensitive to the Ni-doping, which is in agreement with experimental observations. [7].

In conclusion, we have performed first principles calculation on a typical 1144-type iron pnictide EuRbFe₄As₄. We analyze the detailed electronic band structure, density of state and Fermi surface as well as the distinction of electronic

properties between $\text{EuRbFe}_4\text{As}_4$, BaFe_2As_2 and $\text{CaRbFe}_4\text{As}_4$. Through detailed analysis of the crystal splitting with tight-binding Hamiltonian, the energy levels of d_{z^2} and d_{xy} are reversed in $\text{EuRbFe}_4\text{As}_4$ which makes the d_{z^2} orbital more important in electrical and magnetic transport. In addition, an extra electron pocket around the Γ point is mainly from this orbital, which is close to a Lifshitz-transition. Upon Ni-doping, the DOS of d_{zx}/d_{zy} orbitals at Fermi level as well as the spin fluctuation at $(\pi,0)$ will be substantially suppressed, and both effects are detrimental to superconductivity. Finally, the RKKY interaction between Eu-layers is little affected by Ni-doping, and is mostly mediated through the outmost hole FS pocket around the Γ point due to d_{z^2} orbital.

METHODS

The calculations were carried out based on density functional theory (DFT) with Quantum ESPRESSO (QE) [29–31]. Throughout the calculations, the Perdew, Burke, and Ernzerhof parametrization (PBE) of generalized gradient approximation (GGA) to the exchange correlation functional was used[32]. The energy cutoff of plane-wave basis was chosen to be 122 Ry (1220 Ry for the augmentation charge), which was sufficient to converge the total energy to 1 meV/atom. A Γ -centred $12 \times 12 \times 3$ Monkhorst-Pack [33] k-point mesh was chosen to sample the Brillouin zone in the calculations. For the calculations of paramagnetic phases, the Eu-4*f* states were considered to be fully localized core states and do not hybridize with any conduction electrons; while for the ferromagnetic state calculations, the Eu-4*f* states were explicitly considered as semi-core valence states, with an additional Hubbard-like effective interaction $U = 7$ eV [34–36]. In addition, for ferromagnetic state calculations, only the initial magnetic moments on Eu atoms were set to non-zero values.

We have employed the experimental crystal structure to perform all the calculations, since a full structural relaxation will yield a 5.1% shorter c and wrong As-heights. This problem was known in other FeSCs[37, 38], and was due to the fact that spin fluctuations cannot be accounted for in the static mean-field implementation of DFT[39].

The DFT results were then fitted to a tight-binding (TB) model Hamiltonian with maximally projected Wannier function method[13, 40]. Although TB Hamiltonian constructed with 5 Fe-3*d* orbitals is sufficient to describe the low-energy excitations in FeSCs, one must include Eu-4*f* orbitals and other relevant ones in $\text{EuRbFe}_4\text{As}_4$ in order to analyze the crystal field splitting and magnetic exchange coupling interactions. Therefore, we have employed 44 atomic orbitals including the Fe-3*d*, As-4*p*, Eu-5*d* and Eu-4*f* orbitals in the fitting procedure.

DATA AVAILABILITY

The data that support the findings of this study are available from the corresponding author upon reasonable request.

ACKNOWLEDGEMENTS

The authors would like to thank Guanghan Cao, Jianhui Dai, Zhuan Xu, Yi Zhou and Fanlong Ning for the discussions and their valuable comments and suggestions. This work has been supported by NSFC (Grant Nos. 11274006, 11274267, 11774309 and 11874137) and 973 Project of MOST (Grant No. 2014CB648400). All calculations were performed on Tianhe-2 Superconducting Center of China as well as the High Performance Computing Center of College of Science at Hangzhou Normal University.

AUTHOR CONTRIBUTIONS STATEMENT

C.C.X. performed most of the calculations; C.C.X. and C. C. were responsible for the data analysis and drafted the manuscript; all authors participated in discussions.

ADDITIONAL INFORMATION

Competing financial interests The authors declare no competing financial interests.

-
- [1] Kamihara, Y., Watanabe, T., Hirano, M. & Hosono, H. *Journal of the American Chemical Society* **130**, 3296–3297 (2008).
 - [2] Hirschfeld, P. J., Korshunov, M. M. & Mazin, I. I. Gap symmetry and structure of Fe-based superconductors. *Reports on Progress in Physics* **74**, 124508 (2011).
 - [3] Stewart, G. R. Superconductivity in iron compounds. *Rev. Mod. Phys.* **83**, 1589–1652 (2011).
 - [4] Iyo, A. *et al.* New-structure-type Fe-based superconductors: $\text{CaAFe}_4\text{As}_4$ ($A = \text{K, Rb, Cs}$) and $\text{SrAFe}_4\text{As}_4$ ($A = \text{Rb, Cs}$). *Journal of the American Chemical Society* **138**, 3410–3415 (2016).
 - [5] Liu, Y. *et al.* Superconductivity and ferromagnetism in hole-doped $\text{RbEuFe}_4\text{As}_4$. *Phys. Rev. B* **93**, 214503 (2016).
 - [6] Kawashima, K. *et al.* Superconductivity in Fe-based compound $\text{EuAFe}_4\text{As}_4$ ($A = \text{Rb and Cs}$). *Journal of the Physical Society of Japan* **85**, 064710 (2016).
 - [7] Liu, Y. *et al.* $\text{RbEu}(\text{Fe}_{1-x}\text{Ni}_x)_4\text{As}_4$: From a ferromagnetic superconductor to a superconducting ferromagnet. *Phys. Rev. B* **96**, 224510 (2017).
 - [8] Guguchia, Z. *et al.* Probing the pairing symmetry in the over-doped Fe-based superconductor $\text{Ba}_{0.35}\text{Rb}_{0.65}\text{Fe}_2\text{As}_2$ as a function of hydrostatic pressure. *Phys. Rev. B* **93**, 094513 (2016).
 - [9] Lochner, F., Ahn, F., Hickel, T. & Eremin, I. Electronic properties, low-energy hamiltonian, and superconducting instabilities in $\text{CaKFe}_4\text{As}_4$. *Phys. Rev. B* **96**, 094521 (2017).
 - [10] Chen, F. *et al.* Electronic structure of $\text{Fe}_{1.04}\text{Te}_{0.66}\text{Se}_{0.34}$. *Phys. Rev. B* **81**, 014526 (2010).
 - [11] Zhang, Y. *et al.* Orbital characters of bands in the iron-based superconductor $\text{BaFe}_{1.85}\text{Co}_{0.15}\text{As}_2$. *Phys. Rev. B* **83**, 054510 (2011).
 - [12] Shi, X. & Wang, G. Electronic structure and magnetism of the multiband new superconductor $\text{CaRbFe}_4\text{As}_4$. *Journal of the Physical Society of Japan* **85**, 124714 (2016).
 - [13] Wang, X., Yates, J. R., Souza, I. & Vanderbilt, D. Ab initio. *Phys. Rev. B* **74**, 195118 (2006).
 - [14] Meier, W. R. *et al.* Anisotropic thermodynamic and transport properties of single-crystalline $\text{CaKFe}_4\text{As}_4$. *Phys. Rev. B* **94**, 064501 (2016).
 - [15] Nowik, I., Felner, I., Ren, Z., Cao, G. H. & Xu, Z. A. Coexistence of ferromagnetism and superconductivity: magnetization and mssbauer studies of $\text{EuFe}_2(\text{As}_{1-x}\text{P}_x)_2$. *Journal of Physics: Condensed Matter* **23**, 065701 (2011).
 - [16] Wu, D. *et al.* Effects of magnetic ordering on dynamical conductivity: Optical investigations of EuFe_2As_2 single crystals. *Phys. Rev. B* **79**, 155103 (2009).
 - [17] Feng, C. *et al.* Magnetic ordering and dense Kondo behavior in EuFe_2P_2 . *Phys. Rev. B* **82**, 094426 (2010).
 - [18] Doniach, S. The kondo lattice and weak antiferromagnetism. *Physica B+C* **91**, 231 – 234 (1977).
 - [19] Luo, Y. *et al.* Phase diagram of $\text{CeFeAs}_{1-x}\text{P}_x\text{O}$ obtained from electrical resistivity, magnetization, and specific heat measurements. *Phys. Rev. B* **81**, 134422 (2010).
 - [20] Li, W., Zhu, J.-X., Chen, Y. & Ting, C. S. First-principles calculations of the electronic structure of iron-pnictide $\text{EuFe}_2(\text{As,P})_2$ superconductors: Evidence for antiferromagnetic spin order. *Phys. Rev. B* **86**, 155119 (2012).
 - [21] Schrieffer, J. R. & Wolff, P. A. Relation between the Anderson and Kondo hamiltonians. *Phys. Rev.* **149**, 491–492 (1966).
 - [22] Dai, J., Zhu, J.-X. & Si, Q. *f*-spin physics of rare-earth iron pnictides: Influence of *d*-electron antiferromagnetic order on the heavy-fermion phase diagram. *Phys. Rev. B* **80**, 020505 (2009).
 - [23] Akbari, A., Eremin, I. & Thalmeier, P. Rkky interaction in the spin-density-wave phase of iron-based superconductors. *Phys. Rev. B* **84**, 134513 (2011).
 - [24] Ren, Z. *et al.* Suppression of spin-density-wave transition and emergence of ferromagnetic ordering of Eu^{2+} moments in $\text{EuFe}_{2-x}\text{Ni}_x\text{As}_2$. *Phys. Rev. B* **79**, 094426 (2009).
 - [25] Yao, N. Y., Glazman, L. I., Demler, E. A., Lukin, M. D. & Sau, J. D. Enhanced antiferromagnetic exchange between magnetic impurities in a superconducting host. *Phys. Rev. Lett.* **113**, 087202 (2014).
 - [26] Mazin, I. I., Singh, D. J., Johannes, M. D. & Du, M. H. Unconventional superconductivity with a sign reversal in the order parameter of $\text{LaFeAsO}_{1-x}\text{F}_x$. *Phys. Rev. Lett.* **101**, 057003 (2008).
 - [27] Kitagawa, K., Katayama, N., Ohgushi, K., Yoshida, M. & Takigawa, M. Commensurate itinerant antiferromagnetism in BaFe_2As_2 : ^{75}As -NMR studies on a self-flux grown single crystal. *Journal of the Physical Society of Japan* **77**, 114709 (2008).
 - [28] Ma, L., Zhang, J., Chen, G. F. & Yu, W. NMR evidence of strongly correlated superconductivity in LiFeAs : Tuning toward a spin-density-wave ordering. *Phys. Rev. B* **82**, 180501 (2010).
 - [29] Giannozzi, P. *et al.* Quantum espresso: a modular and open-source software project for quantum simulations of materials. *Journal of Physics: Condensed Matter* **21**, 395502 (2009).
 - [30] Kresse, G. & Furthmüller, J. Efficient iterative schemes for ab initio total-energy calculations using a plane-wave basis set. *Phys. Rev. B* **54**, 11169–11186 (1996).
 - [31] Kresse, G. & Joubert, D. From ultrasoft pseudopotentials to the projector augmented-wave method. *Phys. Rev. B* **59**, 1758–1775 (1999).

- [32] Perdew, J. P., Burke, K. & Ernzerhof, M. Generalized gradient approximation made simple. *Phys. Rev. Lett.* **77**, 3865–3868 (1996).
- [33] Monkhorst, H. J. & Pack, J. D. Special points for Brillouin-zone integrations. *Phys. Rev. B* **13**, 5188–5192 (1976).
- [34] Anisimov, V. I., Zaanen, J. & Andersen, O. K. Band theory and Mott insulators: Hubbard U instead of stoner I . *Phys. Rev. B* **44**, 943–954 (1991).
- [35] Anisimov, V. I. & Gunnarsson, O. Density-functional calculation of effective Coulomb interactions in metals. *Phys. Rev. B* **43**, 7570–7574 (1991).
- [36] Antonov, V. N., Harmon, B. N. & Yaresko, A. N. Electronic structure of mixed-valence and charge-ordered Sm and Eu pnictides and chalcogenides. *Phys. Rev. B* **72**, 085119 (2005).
- [37] Singh, D. J. & Du, M.-H. Density functional study of $\text{LaFeAsO}_{1-x}\text{F}_x$: A low carrier density superconductor near itinerant magnetism. *Phys. Rev. Lett.* **100**, 237003 (2008).
- [38] Ma, F.-j., Lu, Z.-Y. & Xiang, T. Electronic structures of ternary iron arsenides AFe_2As_2 ($A = \text{Ba}, \text{Ca}, \text{or Sr}$). *Frontiers of Physics in China* **5**, 150–160 (2010).
- [39] Mazin, I. I., Johannes, M. D., Boeri, L., Koepernik, K. & Singh, D. J. Problems with reconciling density functional theory calculations with experiment in ferropnictides. *Phys. Rev. B* **78**, 085104 (2008).
- [40] Mostofi, A. A. *et al.* wannier90: A tool for obtaining maximally-localised wannier functions. *Computer Physics Communications* **178**, 685 – 699 (2008).

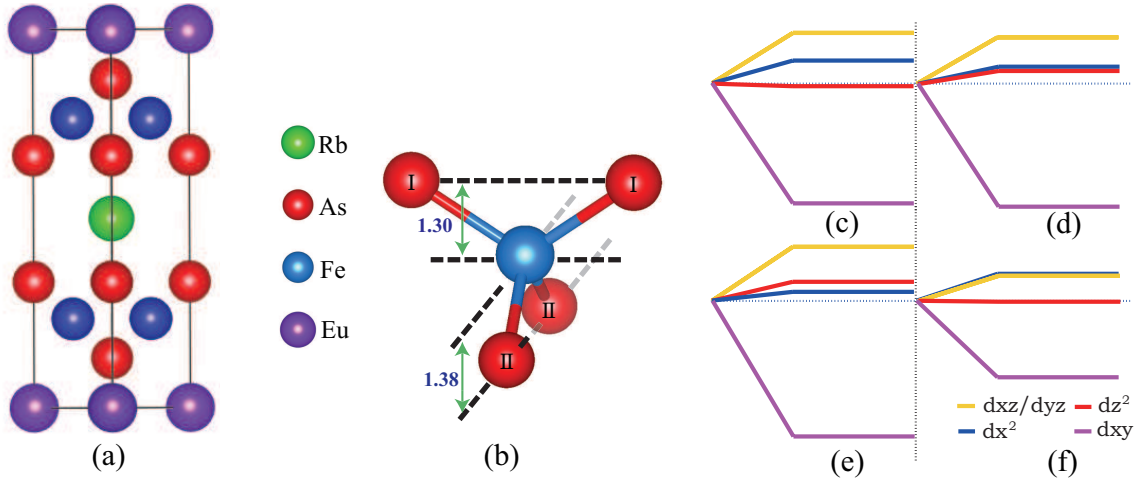


FIG. 1. Crystal structure and crystal field splitting. (a) Crystal structure of $\text{EuRbFe}_4\text{As}_4$. (b) FeAs layer centred on Fe atom. Compared with 122-type EuFe_2As_2 , the Rb-substitution breaks not only the $(1/2 \ 1/2 \ 1/2)$ gliding symmetry but also the S_4 symmetry. (c-f) Crystal field splitting of Fe 3d-orbitals in (c) BaFe_2As_2 (PM), (d) $\text{CaRbFe}_4\text{As}_4$ (PM), (e) $\text{EuRbFe}_4\text{As}_4$ (FM) and (f) $\text{EuRbNi}_4\text{As}_4$ (FM) respectively.

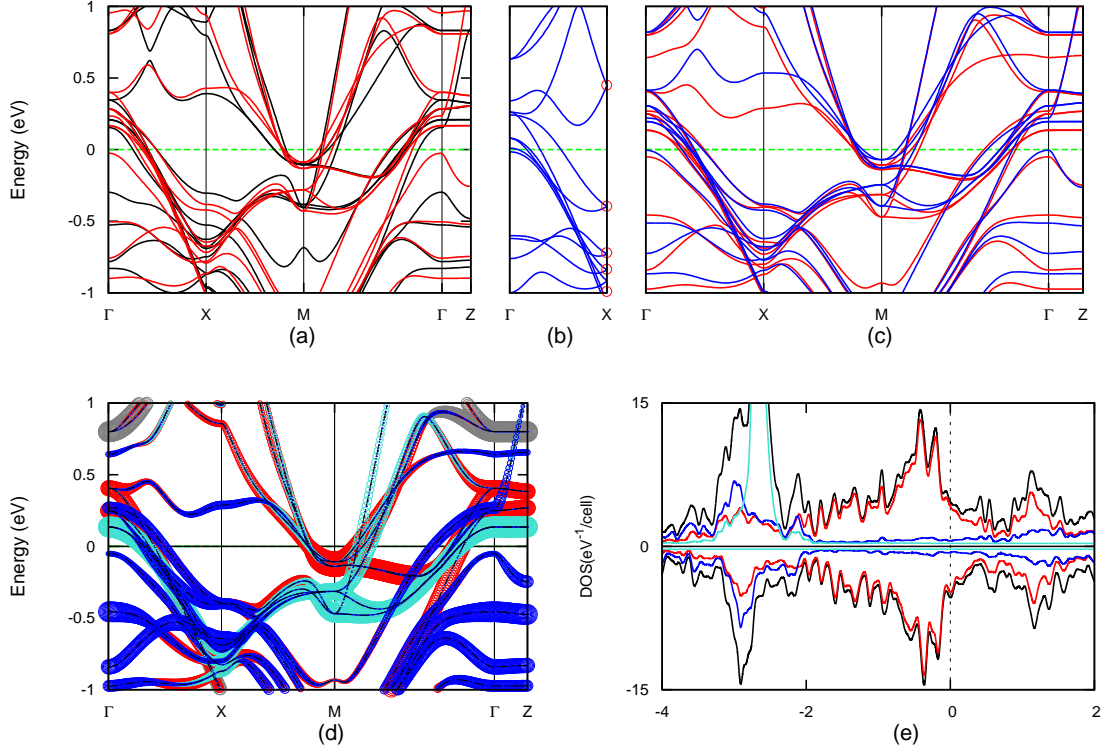


FIG. 2. Electronic band structure and density of states. (a) Electronic band structure of EuRbFe₄As₄ (red line) compared with CaRbFe₄As₄ (black line). (b) Electronic band structure of BaFe₂As₂ (blue line) in PM state in the folded Brillouine zone. The green dotted line denotes the Fermi level, which is aligned at zero. The degenerated points at X point as indicated by red circles in BaFe₂As₂ are removed in 1144-system. (c) Spin resolved band structure of EuRbFe₄As₄ in FM state. The red and blue lines correspond to the two spin channels respectively. (d) Projected Band structure of EuRbFe₄As₄ (FM phase) for majority spin channel around Fermi level. The size of the red, turquoise, blue and gray circles are proportional to the contributions from the $d_{x(y)z}$, d_{xy} , d_{z^2} and $d_{x^2-y^2}$ respectively. (e) Total electronic density of state and projected density of state of EuRbFe₄As₄. The black, red, blue and turquoise lines represent the total DOS, the PDOS for Fe- d , As- p , and Eu- f orbitals respectively. The Fermi level is aligned at zero.

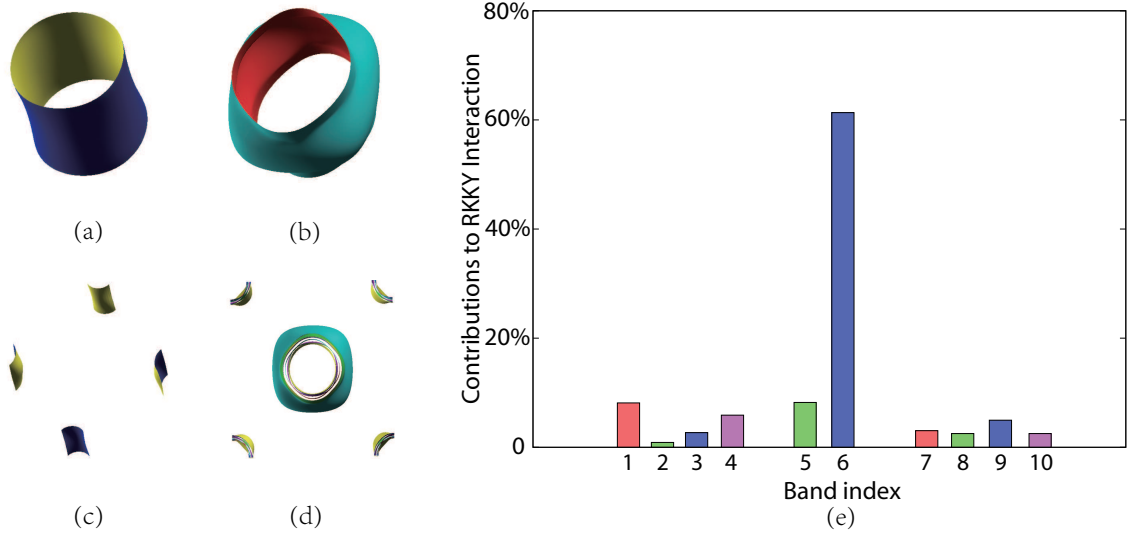


FIG. 3. Fermi surfaces and their relative contributions to RKKY interactions. (a-d) Fermi surfaces of $\text{EuRbFe}_4\text{As}_4$. (a) typical hole pocket due to d_{xy} with little dispersion along k_z ; (b) typical hole pockets due to d_{z^2} with strong dispersion along k_z ; (c) typical electron pockets due to d_{zx}/d_{zy} ; and (d) all pockets combined together. The zone center is Γ in all panels. (e) Band-decomposed contribution to RKKY interaction in the pristine $\text{EuRbFe}_4\text{As}_4$. The band indices are labeled from lowest to highest at the Γ point. There are 10 bands crossing the Fermi levels, among which 6 are hole-like and 4 are electron-like. The 6th band with the largest contributions corresponds to the Γ -centred outmost hole pocket due to d_{z^2} shown in (b).

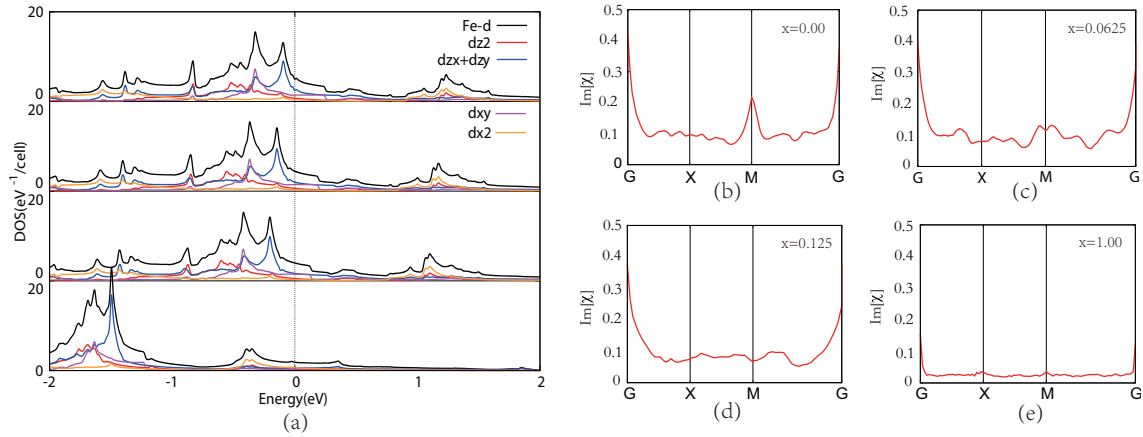


FIG. 4. Effect of Ni-doping. (a) Total and projected density of states of $\text{EuRb}[\text{Fe}_{1-x}\text{Ni}_x\text{As}]_4$. The panels from top to bottom are undoped ($x=0$), $x=0.0625$, $x=0.125$, and $x=1$ ($\text{EuRbNi}_4\text{As}_4$), respectively. (b-e) Imaginary part of bare electron susceptibilities (nesting function). From (b) to (e) are undoped, 6.25%-doped, 12.5%-doped and fully doped $\text{EuRbFe}_4\text{As}_4$ respectively.

	BaFe ₂ As ₂	CaRbFe ₄ As ₄	EuRbFe ₄ As ₄	
			PM	FM
$3d_{z^2} - 4p_z$	0.544	0.478	0.544	0.545
$3d_{z^2} - 4p_x$	0.186	0.247	0.220	0.221
$3d_{xz} - 4p_z$	0.029	0.106	0.059	0.061
$3d_{xz} - 4p_x$	0.179	0.143	0.170	0.171
$3d_{xz} - 4p_y$	0.759	0.689	0.747	0.751
$3d_{x^2} - 4p_x$	0.556	0.490	0.541	0.543
$3d_{xy} - 4p_z$	0.678	0.587	0.623	0.624
$3d_{xy} - 4p_x$	0.292	0.168	0.216	0.217
$3d_{z^2} - 4p'_z$	0.544	0.541	0.515	0.521
$3d_{z^2} - 4p'_x$	0.186	0.260	0.244	0.247
$3d_{xz} - 4p'_z$	0.029	0.096	0.092	0.093
$3d_{xz} - 4p'_x$	0.179	0.155	0.156	0.153
$3d_{xz} - 4p'_y$	0.759	0.748	0.755	0.762
$3d_{x^2} - 4p'_x$	0.556	0.514	0.526	0.526
$3d_{xy} - 4p'_z$	0.678	0.640	0.658	0.667
$3d_{xy} - 4p'_x$	0.292	0.162	0.206	0.205
$4p_z - 4p'_z$	0.335	0.360	0.349	0.347
$4p_x - 4p'_x$	0.570	0.362	0.440	0.448
$4p_y - 4p'_y$	0.147	0.197	0.196	0.209
$3d_{z^2} - 3d'_{z^2}$	0.108	0.137	0.132	0.134
$3d_{xz} - 3d'_{xz}$	0.015	0.028	0.022	0.022
$3d_{yz} - 3d'_{yz}$	0.214	0.280	0.265	0.266
$3d_{x^2} - 3d'_{x^2}$	0.346	0.363	0.367	0.366
$3d_{xy} - 3d'_{xy}$	0.182	0.276	0.254	0.254
$3d_{z^2} - f_{z^3}$	-	-	-	0.033
$3d_{z^2} - f_{xz^2}$	-	-	-	0.024
$3d_{z^2} - f_{xyz}$	-	-	-	0.051
$3d_{z^2} - f_{3xy^2}$	-	-	-	0.015
$3d_{xz} - f_{z^3}$	-	-	-	0.032
$3d_{xz} - f_{xz^2}$	-	-	-	0.015
$3d_{xz} - f_{yz^2}$	-	-	-	0.037
$3d_{x^2} - f_{xz^2}$	-	-	-	0.029

TABLE I. Nearest neighboring hoppings t_{ij} (in eV) from maximally projected Wannier function method (only symmetrically inequivalent terms larger than 1 meV are shown). In 1144-type, the hoppings between Fe-3d and As-4p will be different for As^I (denoted with p) and As^{II} (denoted with p') (Fig. 1b) due to the local S_4 symmetry broken.

	BaFe ₂ As ₂	CaRbFe ₄ As ₄	EuRbFe ₄ As ₄	EuRbNi ₄ As ₄
d_{z^2}	-0.730	-0.780	-0.730	-1.948
d_{xz}/d_{yz}	-0.659	-0.730	-0.678	-1.908
$d_{x^2-y^2}$	-0.914	-0.985	-0.962	-2.061
d_{xy}	-0.700	-0.774	-0.746	-1.906
Δ_{cf}	0.128	0.127	0.142	0.078
Δ_{ex}	0.00	0.00	0.012	0.020

TABLE II. The crystal field splitting and exchange splitting (in eV) of Fe-3d orbitals with respect to Fermi level for BaFe₂As₂, CaRbFe₄As₄, EuRbFe₄As₄ and EuRbNi₄As₄ (100% Ni doping).

x	0%	6.25%	12.5%	100%
J_K (meV)	0.730	0.605(0.604)	0.662(0.510)	0.570
J_{RKKY} (meV)	0.120	0.093(0.117)	0.100(0.086)	0.070

TABLE III. The variation of averaged Kondo coupling \bar{J}_K , and RKKY interaction J_{RKKY} in EuRb(Fe_{1-x}Ni_xAs)₄ with respect to doping level x . Note that in experiment the Ni-doping is within 10% [7]. For doped system ($0 < x < 1$), the numbers inside/outside the bracket were calculated using RBM/VCA, respectively.