

Routing in Histograms*

Man-Kwun Chiu¹, Jonas Cleve¹, Katharina Klost¹, Matias Korman², Wolfgang Mulzer¹,
André van Renssen³, Marcel Roeloffzen⁴, and Max Willert¹

¹Institut für Informatik, Freie Universität Berlin, Germany,

{chiumk,jonascleve,kathklost,mulzer,willerma}@inf.fu-berlin.de

²Department of Computer Science, Tufts University, Medford, MA, USA, matias.korman@tufts.edu

³School of Computer Science, University of Sydney, Sydney, Australia, andre.vanrenssen@sydney.edu.au

⁴Department of Mathematics and Computer Science, TU Eindhoven, Eindhoven, the Netherlands,
m.j.m.roeloffzen@tue.nl

Abstract

Let P be an x -monotone orthogonal polygon with n vertices. We call P a *simple histogram* if its upper boundary is a single edge; and a *double histogram* if it has a horizontal chord from the left boundary to the right boundary. Two points p and q in P are *co-visible* if and only if the (axis-parallel) rectangle spanned by p and q completely lies in P . In the r -visibility graph $G(P)$ of P , we connect two vertices of P with an edge if and only if they are co-visible.

We consider *routing with preprocessing* in $G(P)$. We may preprocess P to obtain a *label* and a *routing table* for each vertex of P . Then, we must be able to route a packet between any two vertices s and t of P , where each step may use only the label of the target node t , the routing table and neighborhood of the current node, and the packet header.

We present a routing scheme for double histograms that sends any data packet along a path whose length is at most twice the (unweighted) shortest path distance between the endpoints. In our scheme, the labels, routing tables, and headers need $O(\log n)$ bits. For the case of simple histograms, we obtain a routing scheme with optimal routing paths, $O(\log n)$ -bit labels, one-bit routing tables, and no headers.

1 Introduction

The *routing* problem is a classic question in distributed graph algorithms [16, 23]. We have a graph G and would like to preprocess it for the following task: given a data packet located at some *source* vertex s of G , route the packet to a *target* vertex t of G , identified by its *label*. The routing should have the following properties: (A) *locality*: to determine the next step of the packet, it should use only information at the current vertex or in the packet header; (B) *efficiency*: the packet should travel along a path whose length is not much larger than the length of a shortest path between s and t . The ratio between the length of this routing path and a shortest path is called the *stretch factor*; and (C) *compactness*: the space requirements for labels, routing tables, and packet headers should be small.

Obviously, we could store at each vertex v of G the complete shortest path tree of v . Then, the routing scheme is perfectly efficient: we can send the packet along a shortest path. However, the scheme lacks compactness. Thus, the challenge is to balance the (seemingly) conflicting goals of compactness and efficiency.

There are many compact routing schemes for general graphs [1, 2, 12–14, 24, 25]. For example, the scheme by Roditty and Tov [25] needs to store a poly-logarithmic number of bits in the packet header

*MC was supported by JST ERATO Grant Number JPMJER1201 (Japan) and ERC STG 757609. JC was supported by ERC STG 757609 and DFG grant MU 3501/1-2. MK was supported by MEXT KAKENHI No. 17K12635 and the NSF award CCF-1422311. WM was supported in part by ERC StG 757609. AvR and MR were supported by JST ERATO Grant Number JPMJER1201, Japan.

and it routes a packet from s to t on a path of length $O(k\Delta + m^{1/k})$, where Δ is the shortest path distance between s and t , $k > 2$ is any fixed integer, n is the number of nodes, and m is the number of edges. The routing tables use $mn^{O(1/\sqrt{\log n})}$ space. In the late 1980's, Peleg and Upfal [23] proved that in general graphs, any routing scheme with constant stretch factor must store $\Omega(n^c)$ bits per vertex, for some constant $c > 0$. Thus, it is natural to focus on special graph classes to obtain better routing schemes. For instance, trees admit routing schemes that always follow the shortest path and that store $O(\log n)$ bits at each node [15, 26, 28]. Moreover, in planar graphs, for any fixed $\varepsilon > 0$, there is a routing scheme with a poly-logarithmic number of bits in each routing table that always finds a path that is within a factor of $1 + \varepsilon$ from optimal [27]. Similar results are also available for unit disk graphs [19, 30] and for metric spaces with bounded doubling dimension [20].

Another approach is *geometric routing*: the graph resides in a geometric space, and the routing algorithm has to determine the next vertex for the packet based on the coordinates of the source and the target vertex, the current vertex, and its neighborhood, see for instance [9, 10] and the references therein. In contrast to compact routing schemes, there are no routing tables, and the routing happens purely based on the local geometric information (and possibly the packet header). For example, the routing algorithm for triangulations by Bose and Morin [11] uses the line segment between the source and the target for its routing decisions. In a recent result, Bose *et al.* [10] show that when vertices do not store any routing tables, no geometric routing scheme can achieve the stretch factor $o(\sqrt{n})$. This lower bound applies irrespective of the header size.

We consider routing in a particularly interesting class of geometric graphs, namely visibility graphs of polygons. Banyassady *et al.* [3] presented a routing scheme for polygonal domains with n vertices and h holes that uses $O(\log n)$ bits for the label, $O((\varepsilon^{-1} + h) \log n)$ bits for the routing tables, and achieves a stretch of $1 + \varepsilon$, for any fixed $\varepsilon > 0$. However, their approach is efficient only if the edges of the visibility graph are weighted with their Euclidean lengths. Banyassady *et al.* ask whether there is an efficient routing scheme for visibility graphs with unit weights (also called the *hop-distance*), arguably a more applied setting.

We address this open problem by combining the two approaches of geometric and compact routing: we use routing tables at the vertices to represent information about the structure of the graph, but we also assume that the labels of all adjacent vertices are directly visible at each node. This is reasonable from a practical point of view, because a node in a network must be aware of all its neighbors and their labels. The size of this list is not relevant for the compactness, since it depends purely on the graph and cannot be influenced during preprocessing. We focus our attention on r -visibility graphs of orthogonal simple and double histograms. Even this seemingly simple case turns out to be quite challenging and reveals the whole richness of the compact routing problem in unweighted, geometrically defined graphs. Furthermore, histograms constitute a natural starting point, since they are crucial building blocks in many visibility problems; see, for instance, [4–8, 18]. In addition, r -visibility is a popular concept in orthogonal polygons that enjoys many useful structural properties, see, e.g., [17, 18, 21, 22, 29].

A simple histogram is a monotone orthogonal polygon whose upper boundary consists of a single edge; a double histogram is a monotone orthogonal polygon that has a horizontal chord that touches the boundary of P only at the left and the right boundary. Let P be a (simple or double) histogram with n vertices. Two vertices v and w in P are connected in the visibility graph $G(P)$ by an unweighted edge if and only if the axis-parallel rectangle spanned by v and w is contained in the (closed) region P (we say that v and w are *co-visible*). We present the first efficient and compact routing schemes for polygonal domains under the hop-distance. The following two theorems give the precise statements.

Theorem 1. *Let P be a simple histogram with n vertices. There is a routing scheme for $G(P)$ with a routing table with 1 bit, without headers, having label size $2 \cdot \lceil \log n \rceil$, such that we can route between any two vertices on a shortest path.*

Theorem 2. *Let P be a double histogram with n vertices. There is a routing scheme for $G(P)$ with routing table, label and header size $O(\log n)$, such that we can route between any two vertices with stretch at most 2.*

2 Preliminaries

Routing schemes. Let $G = (V, E)$ be an *undirected, unweighted, simple, connected graph*. The (closed) *neighborhood* of a vertex $v \in V$, $N(v)$, is the set containing v and its adjacent nodes. Let $v, w \in V$. A sequence $\pi : \langle v = p_0, p_1, \dots, p_k = w \rangle$ of vertices with $p_{i-1}p_i \in E$, for $i = 1, \dots, k$, is called a *path* of length k between v and w . The length of π is denoted by $|\pi|$. We define $d(v, w) = \min_{\pi} |\pi|$ as the length of a shortest path between v and w , where π goes over all paths with endpoints v and w .

Next, we define a *routing scheme*. The algorithm that decides the next step of the packet is modeled by a *routing function*. Every node is assigned a (binary) *label* that identifies it in the network. The routing function uses local information at the current node, the label of the target node, and the *header* stored in the packet. The local information of a node v has two parts: (i) the *link table*, a list of the labels of $N(v)$ and (ii) the *routing table*, a bitstring chosen during preprocessing to represent relevant topological properties of G . Formally, a routing scheme of a graph G consists of:

- a label $\text{lab}(v) \in \{0, 1\}^+$ for each node $v \in V$;
- a routing table $\rho(v) \in \{0, 1\}^*$ for each node $v \in V$; and
- a routing function $f: (\{0, 1\}^*)^4 \rightarrow V \times \{0, 1\}^*$.

The routing function takes the link table and routing table of a current node $s \in V$, the label $\text{lab}(t)$ of a target node t , and a header $h \in \{0, 1\}^*$. Using these four inputs, it provides a next node v adjacent to s and a new header h' . The local information in the packet is updated to h' , and it is forwarded to v . The routing scheme is *correct* if the following holds: for any two sites $s, t \in V$, consider the sequence $(p_0, h_0) = (s, \varepsilon)$ and $(p_{i+1}, h_{i+1}) = f(\text{lab}(N(p_i)), \rho(p_i), \text{lab}(t), h_i)$, for $i \geq 0$. Then, there is a $k = k(s, t) \geq 0$ with $p_k = t$ and $p_i \neq t$, for $i = 0, \dots, k-1$. The routing scheme *reaches* t in k steps. Furthermore, $\pi : \langle p_0, \dots, p_k \rangle$ is the *routing path* from s to t . The *routing distance* is $d_{\rho}(s, t) = |\pi|$.

Now, let \mathcal{R} be a *family* of correct routing schemes for a given graph class \mathcal{G} , i.e., \mathcal{R} contains a correct routing scheme for every graph in \mathcal{G} such that all routing functions use the same algorithm. There are several measures for the quality of \mathcal{R} . First, the various pieces of information used for the routing should be small. This is measured by the *maximum label size* $\text{Lab}(n)$, the *maximum routing table size* $\text{Tab}(n)$, and the *maximum header size* $H(n)$, over all graphs in \mathcal{G} of a certain size. They are defined as

$$\begin{aligned} \text{Lab}(n) &= \max_{\substack{(V, E) \in \mathcal{G} \\ |V|=n}} \max_{v \in V} |\text{lab}(v)|, \\ \text{Tab}(n) &= \max_{\substack{(V, E) \in \mathcal{G} \\ |V|=n}} \max_{v \in V} |\rho(v)|, \text{ and} \\ H(n) &= \max_{\substack{(V, E) \in \mathcal{G} \\ |V|=n}} \max_{s \neq t \in V} \max_{i=0, \dots, k(s, t)} |h_i|. \end{aligned}$$

Finally, the *stretch* $\zeta(n)$ relates the length of the routing path to the shortest path distance:

$$\zeta(n) = \max_{\substack{(V, E) \in \mathcal{G} \\ |V|=n}} \max_{s \neq t \in V} \frac{d_{\rho}(s, t)}{d(s, t)}.$$

Polygons. Let P be a *simple orthogonal (axis-aligned) polygon* in general position with vertex set $V(P)$, $|V(P)| = n$. No three vertices in $V(P)$ are on the same vertical or horizontal line. The vertices are indexed counterclockwise from 0 to $n-1$; the lexicographically largest vertex has index $n-1$. For $v \in V(P)$, we write v_x for the x -coordinate, v_y for the y -coordinate, and v_{id} for the index.

We consider *r-visibility*: two points $p, q \in P$ *see each other* (are *co-visible*) if and only if the axis-aligned rectangle spanned by p and q lies inside P (we treat P as a closed set). The *visibility graph*

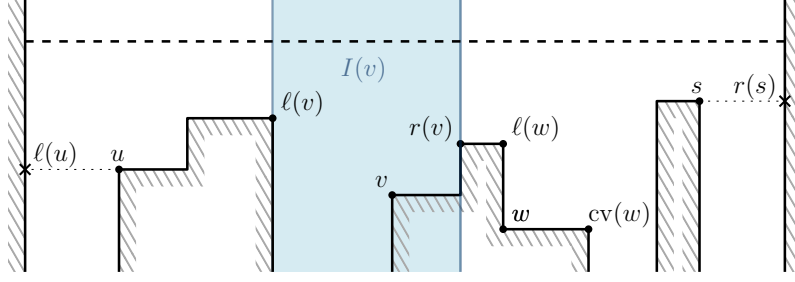


Figure 1: The left and right points and the corresponding vertex. The interval $I(v)$ of v is the set of vertices between $\ell(v)$ and $r(v)$. The dashed line represents the base line.

$G(P) = (V(P), E(P))$ of P has an edge between two vertices $v, w \in V(P)$ if and only if v and w are co-visible. The distance $d(v, w)$ between two vertices $v, w \in V(P)$ is called the *hop distance* of v and w in P .

A *histogram* is an x -monotone orthogonal polygon where the upper boundary consists of exactly one horizontal edge, the *base edge*. Due to our numbering convention, the endpoints of the base edge are indexed 0 (left) and $n - 1$ (right). They are called the *base vertices*. A *double histogram* is an x -monotone orthogonal polygon P that has a *base line*, a horizontal line segment whose relative interior lies in the interior of P and whose left and right endpoint are on the left and right boundary edge of P , respectively. We assume that the base line lies on the x -axis. Two vertices v, w in P lie *on the same side* if both are below or above the base line, i.e., if $v_y w_y > 0$. Every histogram is also a double histogram. From now on, we let P denote a (double) histogram.

Next, we classify the vertices of P . A vertex v in P is incident to exactly one horizontal edge h . We call v a *left vertex* if it is the left endpoint of h ; otherwise, v is a *right vertex*. Furthermore, v is *convex* if the interior angle at v is $\pi/2$; otherwise, v is *reflex*. Accordingly, every vertex of P is either *ℓ -convex*, *r -convex*, *ℓ -reflex*, or *r -reflex*.

Visibility Landmarks. To understand the structure of shortest paths in P , we associate with each $v \in V(P)$ three landmark points in P (not necessarily vertices); Figure 1 gives an illustration. The *corresponding vertex* of v , $cv(v)$, is the unique vertex that shares a horizontal edge with v . To obtain the *left point* $\ell(v)$ of v , we shoot a leftward horizontal ray r from v . Let e be the vertical edge where r first hits the boundary of P . If e is the left boundary of P ; then if P is a simple histogram, we let $\ell(v)$ be the left base vertex; and otherwise $\ell(v)$ is the point where r hits e . If e is not the left boundary of P , we let $\ell(v)$ be the endpoint of e closer to the base line. The *right point* $r(v)$ of v is defined analogously, by shooting the horizontal ray to the right.

Let p and q be two points in P . We say that p is *to the left of* q , if $p_x \leq q_x$. The point p is *strictly to the left of* q , if $p_x < q_x$. The terms *to the right of* as well as *strictly to the right of* are defined analogously. The *interval* $[p, q]$ of p and q is the set of vertices in P between p and q , $[p, q] = \{v \in V(P) \mid p_x \leq v_x \leq q_x\}$. By general position, this corresponds to index intervals in simple histograms. More precisely, if P is a simple histogram and p is either an r -reflex vertex or the left base vertex and q is either ℓ -reflex or the right base vertex, then $[p, q] = \{v \in V(P) \mid p_{id} \leq v_{id} \leq q_{id}\}$. The *interval of a vertex* v , $I(v)$, is the interval of the left and right point of v , $I(v) = [\ell(v), r(v)]$. Every vertex visible from v is in $I(v)$, i.e., $N(v) \subseteq I(v)$. This interval plays a crucial role in our routing scheme and gives a very powerful characterization of visibility in double histograms.

Let s and t be two vertices with $t \in I(s) \setminus N(s)$. We define two more landmarks for s and t . Assume that t lies strictly to the right of s , the other case is symmetric. The *near dominator* $nd(s, t)$ of t with respect to s is the rightmost vertex in $N(s)$ to the left of t . If there is more than one such vertex, $nd(s, t)$ is the vertex closest to the base line. Since t is not visible from s , the near dominator always exists. The *far dominator* $fd(s, t)$ of t with respect to s is the leftmost vertex in $N(s)$ to the right of t . If there is

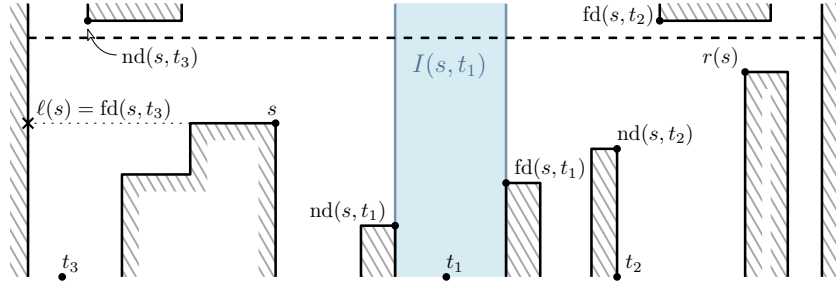


Figure 2: The near and the far dominators. Observe that $fd(s, t_3)$ is not a vertex.

more than one such vertex, $fd(s, t)$ is the vertex closest to the base line. If there is no such vertex, we set $fd(s, t) = r(s)$, the projection of s on the right boundary. The interval $I(s, t) = [nd(s, t), fd(s, t)]$ has all vertices between the near and far dominator; see Figure 2.

3 Simple Histograms

Let P be a simple histogram with n vertices. First, we give several intuitive characterizations of the visibility in P . Then, we analyze how the shortest paths between vertices behave. The idea for our routing scheme is as follows: as long as a target vertex t is not contained in the interval $I(s)$ of a current vertex s , i.e., as long as there is a higher vertex that blocks visibility between s and t , we have to leave the current pocket as far as possible. Once we have reached a high enough spike, we have to find the pocket containing t . Finding the right pocket is possible, but much harder than just going up. Details follow.

3.1 Visibility in Simple Histograms

We begin with some observations on the visibility in P . As P is a simple histogram, we have that for all vertices $v \in V(P)$, the points $\ell(v)$ and $r(v)$ are vertices of P . Therefore, the far dominators also have to be vertices. The following observations are now immediate.

Observation 3.1. *Let $v \in V(P)$ be r -reflex or the left base vertex, and let $u \in [v, r(v)]$ be a vertex distinct from v and $r(v)$. Then, $I(u) \subseteq [v, r(v)]$.*

Proof. Assume $\ell(u)$ or $r(u)$ is outside of $[v, r(v)]$. Then, u has a larger y -coordinate than v . Thus, v cannot see $r(v)$, a contradiction to the definition of $r(v)$. \square

Observation 3.2. *Let $v \in V(P)$ be a left (right) vertex distinct from the base vertex. Then, v can see exactly two vertices to its right (left): $cv(v)$ and $r(v)$ ($\ell(v)$).*

Proof. Suppose that v is a left vertex; the other case is symmetric. Any vertex visible from v to the right of v lies in $[cv(v), r(v)]$. If $cv(v)$ is convex, the observation is immediate, since then $[cv(v), r(v)] = \{cv(v), r(v)\}$. Otherwise, $cv(v)$ is r -reflex and $r(v) = r(cv(v))$. By Observation 3.1, we get that for all $u \in [cv(v), r(v)] \setminus \{cv(v), r(v)\}$, we have $I(u) \subseteq [cv(v), r(v)]$. Thus, $v \notin I(u)$ for any such u , and since $N(u) \subseteq I(u)$, v cannot see u . \square

3.2 Paths in a Simple Histogram

We now analyze the structure of (shortest) paths in a simple histogram. The following lemma identifies certain “bottleneck” vertices that must appear on any path; see Figure 3.

Lemma 3.3. *Let $v, w \in V(P)$ be co-visible vertices such that v is either r -reflex or the left base vertex and w is either ℓ -reflex or the right base vertex. Let s and t be two vertices with $s \in [v, w]$ and $t \notin [v, w]$. Then, any path between s and t includes v or w .*

Proof. Let $I = [v, w]$. Since $t \notin I$, not both v, w can be base vertices. Thus, suppose without loss of generality that $v_y < w_y$. Then, $cv(v)$ is a left vertex and can see w . Hence, Observation 3.2 implies that $r(v) = r(cv(v)) = w$. By Observation 3.1, we get $N(u) \subseteq I(u) \subseteq I$, for every $u \in I \setminus \{v, w\}$. Thus, any path between s and t must include v or w . \square

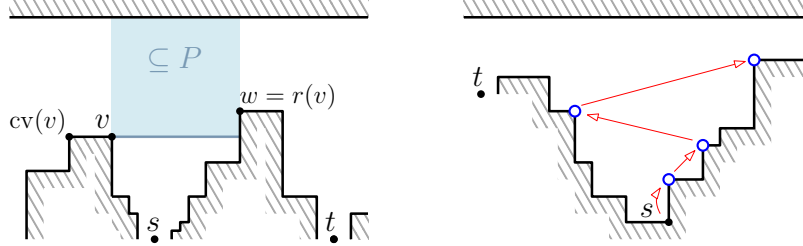


Figure 3: Left: Any path from s to t has to include v or w , since the blue rectangle does not contain a vertex except for v and w . Right: A shortest path from s to t using the highest vertex.

An immediate consequence of Lemma 3.3 is that if $t \notin I(s)$, then any path from s to t uses $\ell(s)$ or $r(s)$. The next lemma shows that if $t \notin I(s)$, there is a shortest path from s to t that uses the higher vertex of $\ell(s)$ and $r(s)$, see Figure 3.

Lemma 3.4. *Let s and t be two vertices with $t \notin I(s)$. If $\ell(s)_y > r(s)_y$ ($\ell(s)_y < r(s)_y$), then there is a shortest path from s to t using $\ell(s)$ ($r(s)$).*

Proof. Assume $\ell(s)_y > r(s)_y$, the other case is symmetric. Let $\pi : \langle s = p_0, \dots, p_k = t \rangle$ be a shortest path from s to t . If π contains $\ell(s)$, we are done. Otherwise, by Lemma 3.3, there is a $0 < j < k$ with $p_j = r(s)$ and $p_i \neq r(s)$, for $i > j$. Thus, $p_{j+1} \notin I(s)$. Since we assumed $\ell(s)_y > r(s)_y$, it follows that $\ell(p_j) = \ell(r(s)) = \ell(s)$, so p_{j+1} must be to the right of p_j . Therefore, by Observation 3.2, we can conclude that $p_{j+1} \in \{cv(p_j), r(p_j)\}$. Now, since $\ell(s)$ is higher than $r(s)$, it can also see $cv(p_j)$ and $r(p_j)$, in particular, it can see p_{j+1} . Hence, $\langle s, \ell(s), p_{j+1}, \dots, p_k \rangle$ is a valid path of length at most $|\pi|$, so there exists a shortest path from s to t through $\ell(s)$. \square

The next lemma considers the case where t is in $I(s)$. Then, the near and far dominator are the potential vertices that lie on a shortest path from s to t .

Lemma 3.5. *Let s and t be two vertices with $t \in I(s) \setminus N(s)$. Then, $nd(s, t)$ is reflex and either $fd(s, t) = \ell(nd(s, t))$ or $fd(s, t) = r(nd(s, t))$.*

Proof. Without loss of generality, t lies strictly to the right of s . First, assume that $nd(s, t)$ is ℓ -convex. Since s can see $nd(s, t)$ and since $nd(s, t)$ is to the right of s , it follows that s and $nd(s, t)$ share the same vertical edge. Then, $cv(nd(s, t))$ is also visible from s and its horizontal distance to t is smaller. This contradicts the definition of $nd(s, t)$.

Next, assume that $nd(s, t)$ is r -convex. Let v be the reflex vertex sharing a vertical edge with $nd(s, t)$. Then, $N(nd(s, t)) \subseteq N(v)$ and $v \in N(s)$. Furthermore, since t is strictly to the right of v but still inside $I(s)$, the vertices v and $r(s)$ must be distinct. Thus, $v_y < s_y$, so that $cv(v)$ is also visible from s . Moreover, the horizontal distance of $cv(v)$ and t is smaller than the horizontal distance of $nd(s, t)$ and t . This again contradicts the definition of $nd(s, t)$. The first part of the lemma follows.

It remains to show that $fd(s, t) = r(nd(s, t))$. First of all, $fd(s, t)$ is higher than $nd(s, t)$, since otherwise $fd(s, t)$ would not be visible from s . Moreover, if $nd(s, t)$ and $fd(s, t)$ are not co-visible, there must be a vertex v strictly between $nd(s, t)$ and $fd(s, t)$ that is visible from s and higher than $nd(s, t)$. Now, either $t \in [nd(s, t), v]$ or $t \in [v, fd(s, t)]$. In the first case, the horizontal distance between v and t is smaller than between t and $fd(s, t)$, and in the second case, the horizontal distance between v and t is smaller than between t and $nd(s, t)$. Either case leads to a contradiction. Therefore, $fd(s, t)$ is higher than $nd(s, t)$, strictly to the right of $nd(s, t)$ and visible from $nd(s, t)$. Thus, Observation 3.2 gives $fd(s, t) = r(nd(s, t))$. \square

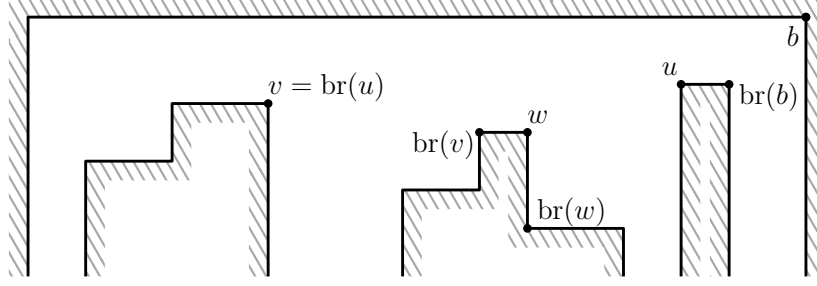


Figure 4: The breakpoints of some vertices.

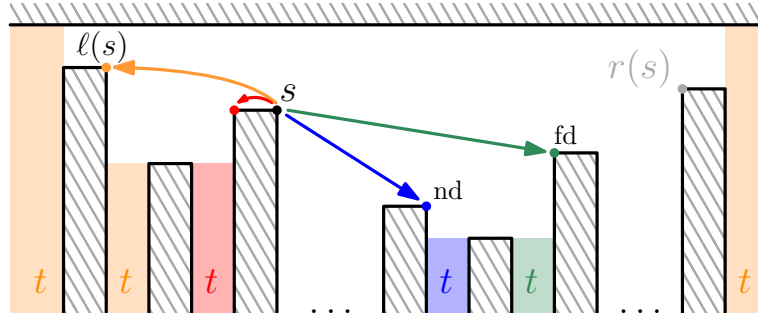


Figure 5: The cases where the vertex t lies and the corresponding vertices where the data packet is sent to. If $t \in [\ell(s), s]$ we have $\text{nd}(s, t) = \text{cv}(s)$ and $\text{fd}(s, t) = \ell(s)$.

3.3 The Routing Scheme

We now describe our routing scheme and prove that it gives a shortest path.

Labels and routing tables. Let v be a vertex. If v is convex and not a base vertex, it is labeled with its id, i.e., $\text{lab}(v) = v_{\text{id}}$. Otherwise, suppose that v is an r -reflex vertex or the left base vertex. The *breakpoint* of v , $\text{br}(v)$, is defined as the left endpoint of the horizontal edge with the highest y -coordinate to the right of and below v that is visible from v ; analogous definitions apply to ℓ -reflex vertices and the right base vertex; see Figure 4. Then, the label of v consists of the ids of v and its breakpoint, i.e., $\text{lab}(v) = (v_{\text{id}}, \text{br}(v)_{\text{id}})$. Therefore, $\text{Lab}(n) = 2 \cdot \lceil \log n \rceil$. The routing table stores one bit, indicating whether $\ell(v)_y > r(v)_y$, or not. Hence, $\text{Tab}(n) = 1$.

The routing function. We are given the current vertex s and the label $\text{lab}(t)$ of the target vertex t . The routing function does not use any information from the header, i.e., $H(n) = 0$. If t is visible from s , i.e., if $\text{lab}(t) \in \text{lab}(N(s))$, we directly go from s to t on a shortest path. Thus, assume that t is not visible from s . First, we check whether $t \in I(s)$. This is done as follows: we determine the smallest and largest id in the link table $\text{lab}(N(s))$ of s . The corresponding vertices are $\ell(s)$ and $r(s)$. Then, we can check whether $t_{\text{id}} \in [\ell(s)_{\text{id}}, r(s)_{\text{id}}]$, which is the case if and only if $t \in I(s)$. Now, there are two cases, illustrated in Figure 5. First, suppose $t \notin I(s)$. If the bit in the routing table of s indicates that $\ell(s)$ is higher than $r(s)$, we take the hop to $\ell(s)$; otherwise, we take the hop to $r(s)$. By Lemma 3.4, this hop lies on a shortest path from s to t .

Second, suppose that $t \in I(s) \setminus N(s)$. This case is a bit more involved. We use the link table $\text{lab}(N(s))$ of s and the label $\text{lab}(t)$ of t to determine $\text{fd}(s, t)$ and $\text{nd}(s, t)$. Again, we can do this by comparing the ids. Lemma 3.5 states that either $\text{fd}(s, t) = \ell(\text{nd}(s, t))$ or $\text{fd}(s, t) = r(\text{nd}(s, t))$. We discuss the case that $\text{fd}(s, t) = r(\text{nd}(s, t))$, the other case is symmetric. By Lemma 3.3, any shortest path from s to t includes

$\text{fd}(s, t)$ or $\text{nd}(s, t)$. Moreover, due to Lemma 3.5, $\text{nd}(s, t)$ is reflex, and we can use its label to access $b_{\text{id}} = \text{br}(\text{nd}(s, t))_{\text{id}}$. The vertex b splits $I(s, t) = [\text{nd}(s, t), \text{fd}(s, t)]$ into two disjoint subintervals $[\text{nd}(s, t), b]$ and $[b, \text{fd}(s, t)]$. Also, b and $\text{cv}(b)$ are not visible from s , as they are located strictly between the far and the near dominator. Based on b_{id} , we can now decide on the next hop.

If $t \in [\text{nd}(s, t), b]$, we take the hop to $\text{nd}(s, t)$. If $t = b$, our packet uses a shortest path of length 2. Thus, assume that t lies between $\text{nd}(s, t)$ and b . This is only possible if b is ℓ -reflex, and we can apply Lemma 3.3 to see that any shortest path from s to t includes $\text{nd}(s, t)$ or b . But since $d(s, b) = 2$, our data packet routes along a shortest path.

If $t \in [b, \text{fd}(s, t)]$, we take the hop to $\text{fd}(s, t)$. If $t = \text{cv}(b)$, our packet uses a shortest path of length 2. Thus, assume that t lies between $\text{cv}(b)$ and $\text{fd}(s, t)$. This is only possible if $\text{cv}(b)$ is r -reflex, so we can apply Lemma 3.3 to see that any shortest path from s to t uses $\text{fd}(s, t)$ or $\text{cv}(b)$. Since $d(s, \text{cv}(b)) = 2$, our packet routes along a shortest path. The following theorem summarizes our discussion.

Theorem 1 (restated). *Let P be a simple histogram with n vertices. There is a routing scheme for $G(P)$ with a routing table with 1 bit, without headers, having label size $2 \cdot \lceil \log n \rceil$, such that we can route between any two vertices on a shortest path.*

4 Double Histograms

Let P be a double histogram with n vertices. Similar to the simple histogram case, we first focus on the visibility and the structure of shortest paths in P . Again, if a target vertex t is not in the interval $I(s)$ of a current vertex s , we should widen the interval as fast as possible. However, in contrast to simple histograms, we can now change sides arbitrarily often. Nevertheless, we can guarantee that in each step, the interval comes closer to t . Once we have reached the case that t is in the interval of the current vertex, we again have to find the right pocket. Unlike in simple histograms, this case is now simpler to describe.

4.1 Visibility in Double Histograms

The structure of the shortest paths in double histograms can be much more involved than in simple histograms; in particular, Lemma 3.3 does not hold anymore. However, the following observations provide some structural insight that can be used for an efficient routing scheme.

Observation 4.1. *Two vertices v, w are co-visible if and only if $v \in I(w)$ and $w \in I(v)$.*

Proof. The forward direction is immediate, since co-visibility implies $v \in N(w) \subseteq I(w)$ and $w \in N(v) \subseteq I(v)$. For the backward direction, let Q be the rectangle spanned by v and w . Since $v \in I(w)$ and $w \in I(v)$, the upper and lower boundary of Q do not contain a point outside P . As P is a double histogram, this implies that the left and right boundary of Q also do not contain any point outside P . The claim follows since P has no holes. \square

Observation 4.2. *Let a, b, c , and d be vertices in P with $a_x \leq b_x \leq c_x \leq d_x$. If $a \in I(c)$ and $d \in I(b)$, then b and c are co-visible.*

Proof. This follows immediately from Observation 4.1. \square

Observation 4.3. *The intervals on one side of P form a laminar family, i.e., for any two vertices v and w on the same side of the base line, we have (i) $I(v) \cap I(w) = \emptyset$, (ii) $I(v) \subseteq I(w)$, or (iii) $I(w) \subseteq I(v)$.*

Proof. Suppose there are two vertices v and w on the same side of P with $\ell(v)_x < \ell(w)_x \leq r(v)_x < r(w)_x$. By Observation 4.2, $\ell(w)$ and $r(v)$ are co-visible. Since $\ell(w)$ and $r(v)$ are on the same side of P , either $r(v)$ cannot see any vertex to the left of $\ell(w)$ or $\ell(w)$ cannot see any vertex to the right of $r(v)$. This contradicts the fact that the $\ell(v)$ and $r(v)$ as well as $\ell(w)$ and $r(w)$ must be co-visible. \square

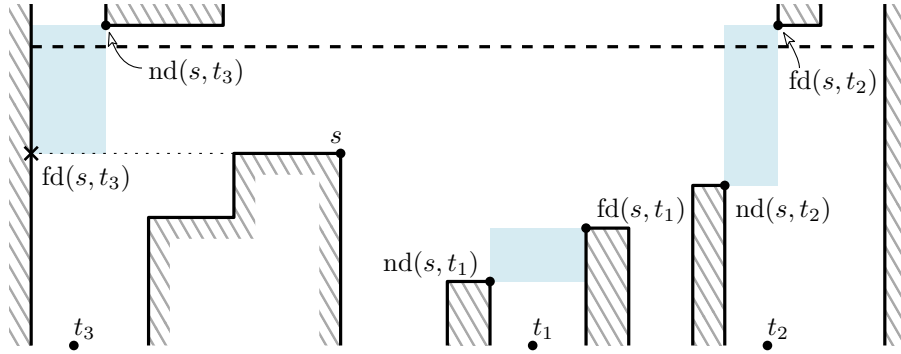


Figure 6: The far and the near dominator can see each other.

4.2 Paths in a Double Histogram

To understand shortest paths in double histograms, we distinguish three cases, depending on where t lies relative to s . First, if t is close, i.e., if $t \in I(s)$, we focus on the near and far dominators. Second, if $t \notin I(s)$ but there is a vertex v visible from s with $t \in I(v)$, then we can find a vertex on a shortest path from s to t . Third, if there is no visible vertex v from s such that $t \in I(v)$, we can apply our intuition from simple histograms: go as fast as possible towards the base line. Details follow.

The target is close. Let s, t be two vertices with $t \in I(s) \setminus N(s)$. In contrast to simple histograms, $\text{fd}(s, t)$ now might not be a vertex. Furthermore, $\text{fd}(s, t)$ and $\text{nd}(s, t)$ might be on different sides of the base line. In this case, Lemma 3.5 no longer holds. However, the next lemma establishes a visibility relation between them; see Figure 6.

Lemma 4.4. *Let $s, t \in V(P)$ with $t \in I(s) \setminus N(s)$. Then, $\text{nd}(s, t)$ and $\text{fd}(s, t)$ are co-visible.*

Proof. Without loss of generality, t is strictly to the right of s . Suppose for a contradiction that $r(\text{nd}(s, t))$ is strictly left of $\text{fd}(s, t)$. Then, we get $r(\text{nd}(s, t)) \in I(s)$. Also, $s \in I(\text{nd}(s, t)) \subseteq I(r(\text{nd}(s, t)))$. Hence, by Observation 4.1, s can see $r(\text{nd}(s, t))$. But then $r(\text{nd}(s, t))$ is a vertex strictly between the near and far dominator visible from s , contradicting the choice of the dominators. Thus, $s_x \leq \text{nd}(s, t)_x \leq \text{fd}(s, t)_x \leq r(\text{nd}(s, t))_x$, and Observation 4.2 gives the result. \square

The proof of the next lemma uses Lemma 4.4 to find a shortest path vertex.

Lemma 4.5. *One of $\text{nd}(s, t)$ or $\text{fd}(s, t)$ is on a shortest path from s to t . If $\text{fd}(s, t)$ is not a vertex, then $\text{nd}(s, t)$ is on a shortest path from s to t .*

Proof. Without loss of generality, t is to the right of s . Let $\pi : \langle s = p_0, \dots, p_k = t \rangle$ be a shortest path from s to t , and let p_j be the last vertex outside of $I(s, t)$. If $j = 0$, then p_{j+1} must be one of the dominators, since by definition they are the only vertices in $I(s, t)$ visible from s . Now, assume $j \geq 1$. If p_j is to the left of $\text{nd}(s, t)$, we apply Lemma 4.4 and Observation 4.2 on the four points p_j , $\text{nd}(s, t)$, p_{j+1} , and $\text{fd}(s, t)$ to conclude that $\text{nd}(s, t)$ can see p_{j+1} . Symmetrically, if p_j is to the right of $\text{fd}(s, t)$, the same argument shows that the far dominator can see p_{j+1} . Thus, depending on the position of p_j we can exchange the subpath p_1, \dots, p_j in π by $\text{nd}(s, t)$ or $\text{fd}(s, t)$ and get a valid path of length $k - j + 1 \leq k$. The second part of the lemma holds because p_j cannot be to the right of $\text{fd}(s, t)$, if $\text{fd}(s, t)$ is not a vertex but a point on the right boundary. \square

Next, we consider the case where $\text{fd}(s, t)$ is a vertex but not on a shortest path from s to t . Then, $\text{fd}(s, t)$ cannot see t , and we define $\text{fd}^2(s, t) = \text{fd}(\text{fd}(s, t), t)$. By Lemma 4.4, $\text{nd}(s, t)$ and $\text{fd}(s, t)$ are co-visible, so $\text{fd}^2(s, t)$ has to be in the interval $[\text{nd}(s, t), t]$, and therefore it is a vertex. The following lemma states that $\text{fd}^2(s, t)$ is strictly closer to t than s ; see Figure 7.

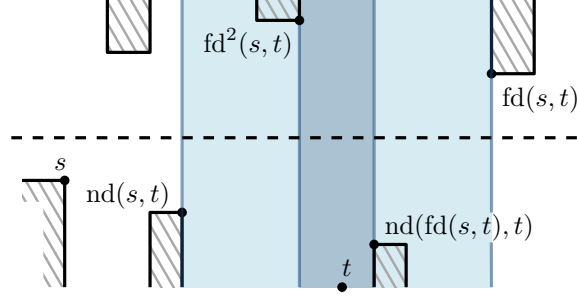


Figure 7: $fd^2(s, t)$ lies between $nd(s, t)$ and $fd(s, t)$ and is closer to t than s . The darker region is $I(fd(s, t), t)$ and a subset of $I(s, t)$, the brighter region.

Lemma 4.6. *If $fd(s, t)$ is a vertex but not on a shortest path from s to t , then we have $d(fd^2(s, t), t) = d(s, t) - 1$.*

Proof. Without loss of generality, t is to the right of s . By Lemma 4.5, $nd(s, t)$ lies on a shortest path from s to t . Let $\langle s = p_0, nd(s, t) = p_1, p_2, \dots, p_k = t \rangle$ be such a shortest path. We claim that $fd^2(s, t)$ can see p_2 . Then, $\langle fd^2(s, t), p_2, \dots, p_k = t \rangle$ is a valid path of length $k - 1 = d(s, t) - 1$. To prove that $fd^2(s, t)$ can indeed see p_2 , we show that $p_2 \in I(fd^2(s, t))$ and $fd^2(s, t) \in I(p_2)$ and then apply Observation 4.1.

First, we show $p_2 \in I(fd(s, t), t)$ by contradiction. Thus, suppose $p_2 \notin I(fd(s, t), t)$. Since $t \in I(fd(s, t), t)$, there is a $j \geq 2$ with $p_{j+1} \in I(fd(s, t), t)$ and $p_j \notin I(fd(s, t), t)$. First, if $p_{j,x} < fd^2(s, t)_x$, then $p_{j,x} < fd^2(s, t)_x \leq p_{j+1,x} \leq nd(fd(s, t), t)_x$. By Lemma 4.4, $fd^2(s, t)$ and $nd(fd(s, t), t)$ are co-visible, so Observation 4.2 implies that $fd^2(s, t)$ and p_{j+1} are co-visible. Then $\langle s, fd(s, t), fd^2(s, t), p_{j+1}, \dots, p_k = t \rangle$ is a valid path of length $k - j + 2 \leq k$, contradicting the assumption that $fd(s, t)$ is not on a shortest path. If $nd(fd(s, t), t)_x < p_{j,x}$, it follows with the same reasoning that $nd(fd(s, t), t)$ and p_{j+1} are co-visible then $fd(s, t)$ is on $\langle s, fd(s, t), nd(fd(s, t), t), p_{j+1}, \dots, p_k = t \rangle$ which is a valid path of length $k - j + 2 \leq k$. This again contradicts the assumption.

Now, since $I(fd(s, t), t) = [fd^2(s, t), nd(fd(s, t), t)] \subseteq I(fd^2(s, t))$, we get $p_2 \in I(fd^2(s, t))$. Since p_2 sees $nd(s, t)$ which is to the left of $fd^2(s, t)$ and since p_2 is in $I(fd(s, t), t)$, and thus to the right of $fd^2(s, t)$, it follows that $fd^2(s, t) \in I(p_2)$. \square

The target can be made close in one step. Let s, t be two vertices with $t \notin I(s)$ but there is a vertex $v \in N(s)$ with $t \in I(v)$. For clarity of presentation, we will always assume that s is below the base line. The crux of this case is this: there might be many vertices visible from s that have t in their interval. However, we can find a best vertex as follows: once t is in the interval of a vertex, the goal is to shrink the interval as fast as possible. Therefore, we must find a vertex $v \in N(s)$ whose left or right interval boundary is closest to t among all vertices in $N(s)$. This leads to the following inductive definition of two sequences $a^i(s)$ and $b^i(s)$ of vertices in $N(s)$. For $i = 0$, we let $a^0(s) = b^0(s) = s$. For $i > 0$, if the set $A^i(s) = \{v \in N(s) \mid \ell(v)_x < \ell(a^{i-1}(s))_x\}$ is nonempty, we define $a^i(s) = \operatorname{argmin}\{v_x \mid v \in A^i(s)\}$; and $a^i(s) = a^{i-1}(s)$, otherwise. If the set $B^i(s) = \{v \in N(s) \mid r(v)_x > r(b^{i-1}(s))_x\}$ is nonempty, we define $b^i(s) = \operatorname{argmax}\{v_x \mid v \in B^i(s)\}$; and $b^i(s) = b^{i-1}(s)$, otherwise. We force unambiguity by choosing the vertex closer to the base line. Let $a^*(s)$ be the vertex with $a^*(s) = a^i(s) = a^{i-1}(s)$, for an $i > 0$, and $b^*(s)$ the vertex with $b^*(s) = b^i(s) = b^{i-1}(s)$, for an $i > 0$. If the context is clear, we write a^i instead of $a^i(s)$ and b^i instead of $b^i(s)$.

Let us try to understand this definition. For $i \geq 0$, we write ℓ^i for $\ell(a^i)$; and we write ℓ^* for $\ell(a^*)$. Then, we have $a^0 = s$ and $\ell^0 = \ell(s)$. Now, if $\ell(s)$ is not a vertex, then $a^* = s$, because there is no vertex whose left point is strictly to the left of the left boundary of P . On the other hand, if ℓ^0 is a vertex in P , we have $a^1 = \ell^0 = \ell(s)$, and $[\ell^1, a^1]$ is an interval between points on the lower side of P . Then comes a (possibly empty) sequence of intervals $[\ell^2, a^2], [\ell^3, a^3], \dots, [\ell^k, a^k]$ between points on the upper side of P ; possibly followed by the interval $[\ell(r(s)), r(s)]$. There are four possibilities for a^* : it could be s , $\ell(s)$, a

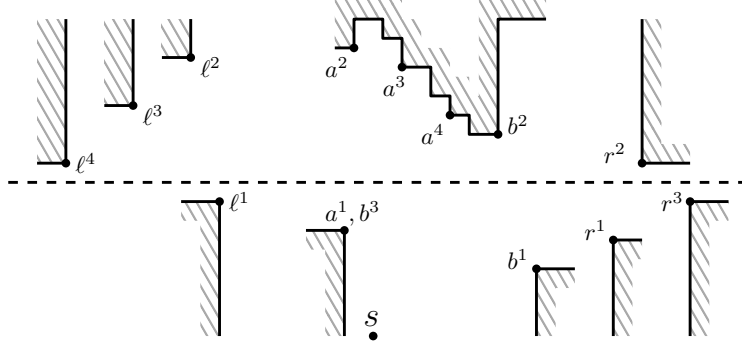


Figure 8: The vertices a^i and b^i are illustrated. Observe that $\ell(s) = a^1 = b^3$ and $r(s) = b^1$.

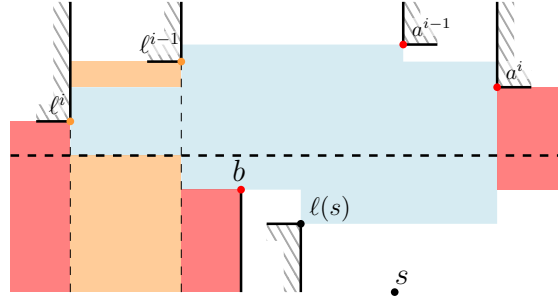


Figure 9: The vertex a^i is on a shortest path. The vertex p_j can lie in the red regions, the vertex p_{j+1} can lie in the orange region, and the blue region cannot contain any point outside of P .

vertex a^i on the upper side of P , or $r(s)$. If $a^* \neq s$, then the intervals $[\ell^1, a^1] \subset [\ell^2, a^2] \subset \dots \subset [\ell^*, a^*]$ are strictly increasing: ℓ^i is strictly to the left of ℓ^{i-1} and a^i is strictly to the right of a^{i-1} ; see Figure 8. Symmetric observations apply for the b^i ; we write r^i for $r(b^i)$ and r^* for $r(b^*)$.

Lemma 4.7. *For $i \geq 1$, the vertices ℓ^{i-1} and a^i as well as r^{i-1} and b^i are co-visible.*

Proof. We focus on ℓ^{i-1} and a^i . We show that $\ell^{i-1} \in I(a^i)$ and $a^i \in I(\ell^{i-1})$; the lemma follows from Observation 4.1. The claim $\ell^{i-1} \in I(a^i)$ is due to the facts that $[\ell^i, a^i] \subseteq I(a^i)$ and $\ell^{i-1} \in [\ell^i, a^i]$ (this holds also for $i = 1$, as then $\ell^{i-1} = a^i$). Next, since $a^{i-1} \in I(\ell^{i-1})$, the vertex a^{i-1} is to the left of $r(\ell^{i-1})$; and since $\ell^{i-1} \in I(r(\ell^{i-1}))$, the point $\ell(r(\ell^{i-1}))$ is to the left of ℓ^{i-1} . Thus, if $r(\ell^{i-1})$ is visible from s , we have $a^i = r(\ell^{i-1})$, by the definition of a^i . On the other hand, if $r(\ell^{i-1})$ is not visible from s , the visibility must be blocked by $r(s)$, and then $a^i = r(s)$. In either case, we have $a^i \in [a^{i-1}, r(\ell^{i-1})] \subseteq I(\ell^{i-1})$, as desired. \square

Finally, the next lemma tells us the following: if $t \in [\ell^*, r^*]$ we find a vertex $v \in N(s)$ with $t \in I(v)$. Its quite technical proof needs Lemma 4.7.

Lemma 4.8. *If $t \in [\ell^i, \ell^{i-1}]$, for some $i \geq 1$, then a^i is on a shortest path from s to t . If $t \in [r^{i-1}, r^i]$, for some $i \geq 1$, then b^i is on a shortest path from s to t .*

Proof. We focus on the first statement; see Figure 9. Let $\pi : \langle s = p_0, \dots, p_k = t \rangle$ be a shortest path from s to t , and let p_j be the last vertex on π outside of $[\ell^i, \ell^{i-1}]$. If $j = 0$, then p_{j+1} must be $\ell^0 = \ell(s)$, because this is the only vertex ℓ^{i-1} visible from s . Then, $i = 1$ and $a^i = \ell(s)$ is on π . From now on, we assume that $j \geq 1$.

First, suppose that p_{j+1} and a^i are co-visible. Then $\langle s, a^i, p_{j+1}, \dots, p_k \rangle$ is a path from s to t that uses a^i and has length $k - j + 1 \leq k$. Second, suppose that p_{j+1} and a^i are not co-visible. Then, the

Proof. We have $I^k(s) \subseteq I(\text{bd}^k(s))$, since by definition the interval $I^k(s)$ contains no vertex that is on the same side as $\text{bd}^k(s)$ and strictly closer to the base line, so no vertex can obstruct horizontal visibility of $\text{bd}^k(s)$ in $I^k(s)$. Analogously, we have $I^k(s) \subseteq I(\text{td}^k(s))$. The claim follows. \square

Lemma 4.10. *For any $s \in V(P)$ and $k \geq 0$, $\text{bd}^k(s)$ and $\text{td}^k(s)$ are co-visible.*

Proof. By definition and Lemma 4.9, $\text{td}^k(s) \in I^k(s) \subseteq I(\text{bd}^k(s))$ and $\text{bd}^k(s) \in I^k(s) \subseteq I(\text{td}^k(s))$. The claim now follows from Observation 4.1. \square

The following lemma seems rather specific but it will be needed later on to deal with short paths.

Lemma 4.11. *For any $s \in V(P)$, we have $I^3(s) = I^2(\text{bd}(s)) \cup I^2(\text{td}(s))$.*

Proof. We begin by showing that

$$I(\text{bd}^2(s)) = I(\text{bd}(\text{td}(s))) \cup I(\text{bd}(\text{bd}(s))). \quad (1)$$

If $\text{bd}(s)$ is above the base line, then $\text{bd}(s) = \text{td}(s)$ and $I^2(s) = I(\text{bd}(s)) \cup I(\text{td}(s)) = I(\text{td}(s))$. The definition of $\text{bd}^2(s)$ then gives $\text{bd}^2(s) = \text{bd}(\text{td}(s))$, and (1) follows.

If $\text{bd}(s)$ is below the base line, the vertex $b_1 = \text{bd}(\text{bd}(s))$ is below the base line. Let $b_2 = \text{bd}(\text{td}(s))$. By Lemma 4.10, $\text{bd}(s)$ and $\text{td}(s)$ are co-visible, so $\text{bd}(s) \in I(\text{td}(s))^-$. Therefore, b_2 is below the base line. Since $I(b_1)$ and $I(b_2)$ are not disjoint (both contain s) and since b_1 and b_2 are on the same side of the base line, Observation 4.3 gives $I(b_1) \subseteq I(b_2)$ or $I(b_2) \subseteq I(b_1)$. Because $\text{bd}^2(s)$ is the highest vertex in $(I(\text{bd}(s)) \cup I(\text{td}(s)))^-$, we get that $\text{bd}^2(s)$ is b_1 or b_2 , and (1) follows also in this case. Symmetrically, we have

$$I(\text{td}^2(s)) = I(\text{td}(\text{td}(s))) \cup I(\text{td}(\text{bd}(s))). \quad (2)$$

We use the definitions and (1,2) to get

$$\begin{aligned} I^3(s) &= I(\text{bd}^2(s)) \cup I(\text{td}^2(s)) \\ &= I(\text{bd}(\text{td}(s))) \cup I(\text{bd}(\text{bd}(s))) \cup I(\text{td}(\text{td}(s))) \cup I(\text{td}(\text{bd}(s))) = I^2(\text{bd}(s)) \cup I^2(\text{td}(s)), \end{aligned}$$

as desired. \square

Intuitively, the meaning of $I^k(s)$ is as follows: let ℓ be the leftmost and r be the rightmost vertex with hop distance exactly k from s , then, $I^k(s) = [\ell, r]$. We do not really need this property. So we leave it as an exercise for the reader to find a proof for this. Instead, we prove the following weaker statement. For this, recall that due to its definition, $\text{bd}^k(s)$ might not be on the lower side of the histogram (and $\text{td}^k(s)$ might not be on the upper side).

Lemma 4.12. *Let $k \geq 0$ and let $s, t \in V(P)$ with $d(s, t) \leq k$. Then, $t \in I^k(s)$.*

Proof. We show that for any $j \geq 0$ and any vertex $v \in I^j(s)$, we have $N(v) \subseteq I^{j+1}(s)$. The lemma then follows by induction. If $v \in I^j(s)^-$, then $\text{bd}^j(s)$ is on the lower side, and by definition, $I(v) \subseteq I(\text{bd}^j(s))$. If $v \in I^j(s)^+$, by a similar argument $I(v) \subseteq I(\text{td}^j(s))$. Thus, $N(v) \subseteq I(v) \subseteq I(\text{bd}^j(s)) \cup I(\text{td}^j(s)) = I^{j+1}(s)$, as desired. \square

Let $k \geq 0$ and $s \in V(P)$. For $i = 1, \dots, k$, by Lemma 4.9, $\text{bd}^{i-1}(s), \text{td}^{i-1}(s) \in I(\text{bd}^i(s)) \cap I(\text{td}^i(s))$. Moreover, by definition, $\text{bd}^i(s), \text{td}^i(s) \in I(\text{bd}^{i-1}(s)) \cup I(\text{td}^{i-1}(s))$. Observation 4.1 now says that both $\text{bd}^i(s)$ and $\text{td}^i(s)$ can see at least one of $\text{bd}^{i-1}(s)$ or $\text{td}^{i-1}(s)$. Therefore, there is a path $\pi_b(s, k) : \langle s = p_0, \dots, p_k = \text{bd}^k(s) \rangle$ from s to $\text{bd}^k(s)$ and a path $\pi_t(s, k) : \langle s = q_0, \dots, q_k = \text{td}^k(s) \rangle$ from s to $\text{td}^k(s)$ with $p_i, q_i \in \{\text{bd}^i(s), \text{td}^i(s)\}$, for $i = 0, \dots, k$. We call $\pi_b(s, k)$ and $\pi_t(s, k)$ the *canonical path* from s to $\text{bd}^k(s)$ and from s to $\text{td}^k(s)$, respectively. The following two lemmas show that for every $t \notin I^{k+1}(s)$ one of the canonical paths is the prefix of a shortest path from s to t . To show Lemma 4.14 we need Lemma 4.12 as well as Lemma 4.13.

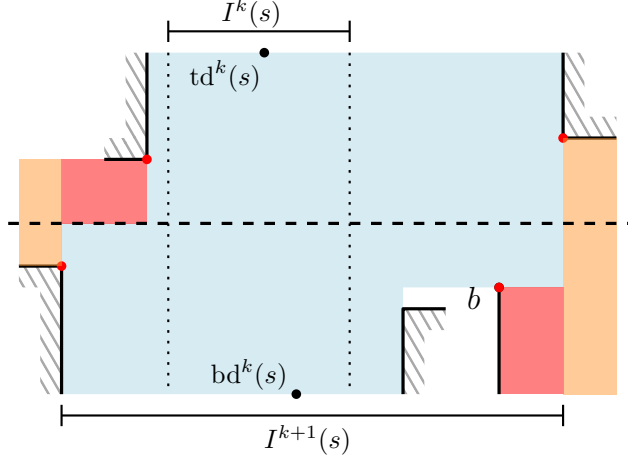


Figure 11: $bd^k(s)$ or $td^k(s)$ is on a shortest path. The vertex p_j lies in one of the red regions, p_{j+1} lies in one of the orange regions, and the blue region cannot contain any point outside of P .

Lemma 4.13. *Let $k \geq 1$ and $s \in V(P)$. If $I(bd^{k-1}(s)) \neq V(P)$ we have $d(s, bd^k(s)) = k$. If $I(td^{k-1}(s)) \neq V(P)$ we have $d(s, td^k(s)) = k$.*

Proof. On the one hand, $d(s, bd^k(s)) \leq |\pi_b(s, k)| = k$ and $d(s, td^k(s)) \leq |\pi_t(s, k)| = k$. On the other hand, we show that $bd^k(s) \notin I^{k-1}(s)$ and $td^k(s) \notin I^{k-1}(s)$. The claim then follows from the contrapositive of Lemma 4.12.

Case 1: First, assume that $bd^{k-1}(s) \in I^{k-1}(s)^-$. Since $I(bd^{k-1}(s)) \neq P$, at least one of its bounding points is a vertex v contained in $I^k(s)$. Then, v is strictly closer to the base line than $bd^{k-1}(s)$, and since v is a candidate for $bd^k(s)$, the same applies to $bd^k(s)$. It follows that $bd^k(s) \notin I^{k-1}(s)$. Similarly, we get that if $td^{k-1}(s) \in I^{k-1}(s)^+$, the vertex $td^k(s)$ is not in $I^{k-1}(s)$.

Case 2: Second, assume that $bd^{k-1}(s) \in I^{k-1}(s)^+$. Then, $bd^k(s) \notin I^{k-1}(s)^-$, since this set is empty. Thus, suppose for a contradiction that $bd^k(s) \in I^{k-1}(s)^+$. This can only be the case if $bd^{k-1}(s) = td^{k-1}(s)$ and $bd^k(s) = td^k(s)$. However, in Case 1 we showed that $td^k(s) \notin I^{k-1}(s)^+$ if $td^{k-1}(s) \in I^{k-1}(s)^+$. Hence, $bd^k(s) \notin I^{k-1}(s)^+$, as desired. \square

Lemma 4.14. *Let s and t be vertices and $k \geq 1$ an integer such that $t \notin I^{k+1}(s)$. Then $bd^k(s)$ or $td^k(s)$ is on a shortest path from s to t .*

Proof. First, observe that $I^{k+1}(s) = I(bd^k(s)) \cup I(td^k(s)) \neq P$, as $t \notin I^{k+1}(s)$. Let $\pi : \langle s = p_0, \dots, p_m = t \rangle$ be a shortest path from s to t , and p_j the last vertex in $I^{k+1}(s)$. Without loss of generality, p_{j+1} is strictly to the right of s . By Lemma 4.12, we get that p_j is not in $I^k(s)$ and thus, again by Lemma 4.12, we have $j \geq d(s, p_j) \geq k + 1$.

First, suppose that p_j and $bd^k(s)$ (resp. $td^k(s)$) are co-visible. Then, $\pi_b(s, k) \circ \langle p_j, \dots, t \rangle$ (resp. $\pi_t(s, k) \circ \langle p_j, \dots, t \rangle$) is a valid path of length $k + 1 + (m - j) \leq m$. Here, \circ concatenates two paths. Second, suppose p_j be visible from neither $bd^k(s)$ nor $td^k(s)$. First, we claim that p_j is strictly to the right of $bd^k(s)$ and $td^k(s)$. Otherwise, since p_{j+1} is strictly to the right of both dominators, we would get $bd^k(s), td^k(s) \in I(p_j)$. Moreover, $p_j \in I^{k+1}(s) = I(bd^k(s)) \cup I(td^k(s))$. Observation 4.1 now would imply that p_j can see $bd^k(s)$ or $td^k(s)$ —a contradiction. The claim follows. Next, we claim $bd^k(s) \neq td^k(s)$. If not, $p_j \in I(bd^k(s)) = I^{k+1}(s)$, and since p_j can see a point outside of $I^{k+1}(s)$, we would get $p_j \in \{\ell(bd^k(s)), r(bd^k(s))\}$, which again contradicts our assumption that p_j cannot see $bd^k(s)$. The claim follows. There are two cases, depending on which dominator sees further to the right.

Case 1: $r(bd^k(s))_x < r(td^k(s))_x$; see Figure 11. Let b be the leftmost vertex in $[r(bd^k(s)), r(td^k(s))]$ —closest to the base line. Observe that b is strictly to the right of $I^k(s)$, because $r(bd^k(s))$ is strictly to

the right of $I^k(s)$. Since p_j is not visible from $\text{td}^k(s)$, it has to be strictly to the right of and strictly below b . Next, we claim that no vertex $v \in I^k(s)$ can see p_j . If one could, by Observation 4.1, we would have $v \in I(p_j)$. But since p_j is strictly to the right of and strictly below b , then v would be to the right of b , which is impossible. This shows the claim. Thus, by Lemma 4.12, $j \geq d(s, p_j) \geq k + 2$. We apply Observation 4.2 to $\text{td}^k(s)$, p_j , $r(\text{td}^k(s))$ and p_{j+1} and get that $r(\text{td}^k(s))$ can see p_j . Therefore, $\pi_t(s, k) \circ \langle r(\text{td}^k(s)), p_j, \dots, t \rangle$ is a valid path of length $k + 1 + (1 + m - j) \leq m$.

Case 2: $r(\text{td}^k(s))_x < r(\text{bd}^k(s))_x$. Let b be the leftmost vertex in $[r(\text{td}^k(s)), r(\text{bd}^k(s))]^+$ closest to the base line. Observe that b is strictly to the right of $I^k(s)$, because $r(\text{td}^k(s))$ is strictly to the right of $I^k(s)$. Since p_j is not visible from $\text{bd}^k(s)$, it has to be strictly to the right of and strictly above b . Next, we claim that no vertex $v \in I^k(s)$ can see p_j . If one could, by Observation 4.1, we would have $v \in I(p_j)$. But since p_j is strictly to the right of and strictly above b , then v would be to the right of b , which is impossible. This shows the claim. Thus, by Lemma 4.12, $j \geq d(s, p_j) \geq k + 2$. We apply Observation 4.2 to $\text{bd}^k(s)$, p_j , $r(\text{bd}^k(s))$ and p_{j+1} and get that $r(\text{bd}^k(s))$ can see p_j . Therefore, $\pi_b(s, k) \circ \langle r(\text{bd}^k(s)), p_j, \dots, t \rangle$ is a valid path of length $k + 1 + (1 + m - j) \leq m$. \square

4.3 Routing Scheme

Labels and routing tables Let v be a vertex. The label of v consists of its x - and y -coordinate as well as the bounding x -coordinates of $I(v)$. We do not need v_{id} since (v_x, v_y) identifies the vertex in the network. Thus, $\text{Lab}(n) = 4 \cdot \lceil \log n \rceil$ since we can assume that $v_x, v_y \in \{0, \dots, n-1\}$. In the routing table of v , we store the bounding x -coordinates of $I^2(\text{bd}(v))$ as well as the bounding x -coordinates of $I^2(\text{td}(v))$. Furthermore, we store $(\text{bd}^2(v)_x, \text{bd}^2(v)_y, \text{bit})$ where bit indicates whether $\text{td}(v)$ or $\text{bd}(v)$ is on the path $\pi_b(v, 2)$. Thus, $\text{Tab}(n) = 6 \cdot \lceil \log n \rceil + 1$.

The routing function. We are given a current vertex s together with its routing table and link table, the label of a target vertex t , and a header. If $t \in N(s)$, then $\text{lab}(t)$ is in the link table of s , and we send the data packet directly to t . If the header is non-empty, it will contain the coordinates of exactly one vertex visible from s . We clear the header and go to this respective vertex. The remaining discussion assumes that the header is empty and that $t \notin N(s)$. The routing function now distinguishes four cases depending on whether $t \in I(s)$, $t \in I^2(s)$ or $t \in I^3(s)$. We can check the first and the second condition locally, using the link table of s as well as the label of t (note that from the link table of s , we can deduce $a^*(s)$ and $b^*(s)$, and their interval boundaries). To check the third condition locally, we use Lemma 4.11 which shows that $I^3(s) = I^2(\text{bd}(s)) \cup I^2(\text{td}(s))$. Since we stored the bounding x -coordinates of these two intervals in the routing table of s , we can check $t \in I^3(s)$ easily.

Case 1 ($t \in I(s) \setminus N(s)$): if $\text{fd}(s, t)$ is a vertex, we can determine it by using the link table and the label of t . The packet is sent to $\text{fd}(s, t)$. If $\text{fd}(s, t)$ is not a vertex, we determine $\text{nd}(s, t)$ and send the packet there. The header remains empty.

Case 2 ($t \in I^2(s) \setminus I(s)$): there is an $i \geq 1$ with $t \in [\ell^i, \ell^{i-1}]$ or $t \in [r^{i-1}, r^i]$. We find i using the link table and $\text{lab}(t)$. The packet is sent to a^i or b^i . The header remains empty.

Case 3 ($t \in I^3(s) \setminus I^2(s)$): if $t \in I^2(\text{bd}(s))$, we send the packet to $\text{bd}(s)$. Otherwise, $t \in I^2(\text{td}(s))$, and we send the packet to $\text{td}(s)$. In both cases, the header remains empty.

Case 4 ($t \notin I^3(s)$): in the routing table we find the entry $(\text{bd}^2(s)_x, \text{bd}^2(s)_y, \text{bit})$. We store $(\text{bd}^2(s)_x, \text{bd}^2(s)_y)$ in the header and send the packet to $\text{bd}(s)$ or $\text{td}(s)$, whichever is indicated by bit .

Analysis. Obviously, $H(n) = 2 \cdot \lceil \log n \rceil$. It remains to analyze the stretch factor. For this, we show that after one or two steps, the distance to the target vertex has decreased by at least one. This immediately gives a stretch factor of 2.

Lemma 4.15. *Let $s, t \in V(P)$. After at most two steps of the routing scheme from s with target label $\text{lab}(t)$, we reach a vertex v with $d(v, t) \leq d(s, t) - 1$.*

Proof. First, if $t \in N(s)$, then we take one hop and decrease the distance to 0.

Second, suppose that $t \in I(s) \setminus N(s)$. If $\text{fd}(s, t)$ is not a vertex, the next vertex is $\text{nd}(s, t)$, which is on a shortest path from s to t due to Lemma 4.5. Otherwise, $\text{fd}(s, t)$ is the next vertex. If $\text{fd}(s, t)$ is on a shortest path from s to t , we are done. Otherwise, t is not visible from $\text{fd}(s, t)$, so $\text{fd}^2(s, t)$ has to be the second vertex on the routed path. By Lemma 4.6, we have $d(\text{fd}^2(s, t), t) = d(s, t) - 1$.

Third, if $t \in I^2(s) \setminus I(s)$, there is an $i \geq 1$ such that the next vertex is either a^i or b^i . By Lemma 4.8, this vertex is on a shortest path.

Fourth, assume $t \in I^3(s) \setminus I^2(s)$. Let v_1 and v_2 be the next two vertices on the routing path. We use Lemma 4.10 and Lemma 4.14 to conclude $d(v_1, t) \leq d(s, t)$, as v_1 is either $\text{td}(s)$ or $\text{bd}(s)$. Due to the construction of the routing function, we have $t \in I^2(v_1) \setminus I(v_1)$. Thus, there is an $i \geq 1$, such that $v_2 = a^i(v_1)$ or $v_2 = b^i(v_1)$. By Lemma 4.8, the vertex v_2 is on a shortest path from v_1 to t and we can conclude $d(v_2, t) = d(v_1, t) - 1 \leq d(s, t) - 1$.

Last, assume $t \notin I^3(s)$. Then, the packet is routed to a vertex $p \in \{\text{bd}(s), \text{td}(s)\}$, whichever is on a shortest path to $\text{bd}^2(s)$, and then $\text{bd}^2(s)$. Lemma 4.10 and Lemma 4.14 give $d(\text{bd}^2(s), t) \leq d(s, t) - 1$. \square

A more detailed analysis gives that the label size can be reduced to $3 \cdot \lceil \log n \rceil - 1$, whereas the routing table size can be reduced to $5 \cdot \lceil \log n \rceil - 2$. However, this will not affect our second main result which follows from the discussion above.

Theorem 2 (restated). *Let P be a double histogram with n vertices. There is a routing scheme for $G(P)$ with routing table, label and header size $O(\log n)$, such that we can route between any two vertices with a stretch at most 2.*

5 Conclusion

We gave the first routing schemes for the hop-distance in simple polygons. In particular, we have a routing scheme for simple histograms with label size $2 \cdot \lceil \log n \rceil$, routing table size 1, and stretch 1. We also presented a routing scheme for double histograms with label, routing table and header size $O(\log n)$ and stretch 2. This constitutes a first step towards an efficient routing scheme for the hop-distance in orthogonal polygons. The following open problems arise naturally.

First of all, the routing scheme for double histograms shows that it is possible to obtain a routing scheme for simple histograms with label size $\lceil \log n \rceil$. The stretch factor increases to 2. The basic idea is as follows: if $t \in I(s)$, we determine the far dominator $\text{fd}(s, t)$ and take the hop to $\text{fd}(s, t)$, without looking at the breakpoint of the near dominator. Therefore, we save the $\lceil \log n \rceil$ bits that were necessary to store the id of the breakpoint. It remains open whether one can decrease the stretch simultaneously.

As a next step, it would be interesting to see how the routing scheme extends to monotone polygons as well as arbitrary orthogonal polygons, assuming r -visibility.

After that, it will be interesting to take a closer look at (orthogonal) polygons assuming l -visibility. Here, the structure of visibility – even in simple histograms – is much more complicated. Moreover, we can no longer assume integer coordinates.

Last but not least, it would be interesting to know, whether it is possible to decrease the stretch in double histograms to, say $1 + \varepsilon$, for $\varepsilon > 0$.

References

- [1] Ittai Abraham and Cyril Gavoille. On approximate distance labels and routing schemes with affine stretch. In *Proc. 25th Int. Symp. Dist. Comp. (DISC)*, pages 404–415, 2011.
- [2] Baruch Awerbuch, Amotz Bar-Noy, Nathan Linial, and David Peleg. Improved routing strategies with succinct tables. *J. Algorithms*, 11(3):307–341, 1990.
- [3] Bahareh Banyassady, Man-Kwun Chiu, Matias Korman, Wolfgang Mulzer, André van Renssen, Marcel Roeloffzen, Paul Seiferth, Yannik Stein, Birgit Vogtenhuber, and Max Willert. Routing in

- polygonal domains. In *Proc. 28th Annu. Internat. Sympos. Algorithms Comput. (ISAAC)*, pages 10:1–10:13, 2017.
- [4] Andreas Bärtzchi. Coloring variations of the art gallery problem. *Master’s thesis, Department of Mathematics, ETH Zürich*, 2011.
 - [5] Andreas Bärtzchi, Subir Kumar Ghosh, Matúš Mihalák, Thomas Tschager, and Peter Widmayer. Improved bounds for the conflict-free chromatic art gallery problem. In *Proc. 30th Annu. Sympos. Comput. Geom. (SoCG)*, page 144, 2014.
 - [6] Andreas Bärtzchi and Subhash Suri. Conflict-free chromatic art gallery coverage. *Algorithmica*, 68(1):265–283, 2014.
 - [7] Pritam Bhattacharya, Subir Kumar Ghosh, and Sudebkumar Pal. Constant approximation algorithms for guarding simple polygons using vertex guards. *arXiv:1712.05492*, 2017.
 - [8] Pritam Bhattacharya, Subir Kumar Ghosh, and Bodhayan Roy. Approximability of guarding weak visibility polygons. *Discrete Applied Mathematics*, 228:109–129, 2017.
 - [9] Prosenjit Bose, Rolf Fagerberg, André van Renssen, and Sander Verdonschot. Optimal local routing on Delaunay triangulations defined by empty equilateral triangles. *SIAM J. Comput.*, 44(6):1626 – 1649, 2015.
 - [10] Prosenjit Bose, Rolf Fagerberg, André van Renssen, and Sander Verdonschot. Competitive local routing with constraints. *J. of Computational Geometry*, 8(1):125–152, 2017.
 - [11] Prosenjit Bose and Pat Morin. Competitive online routing in geometric graphs. *Theoret. Comput. Sci.*, 324(2):273–288, 2004.
 - [12] Shiri Chechik. Compact routing schemes with improved stretch. In *Proc. ACM Symp. Princ. Dist. Comp. (PODC)*, pages 33–41, 2013.
 - [13] Lenore J Cowen. Compact routing with minimum stretch. *J. Algorithms*, 38(1):170–183, 2001.
 - [14] Tamar Eilam, Cyril Gavoille, and David Peleg. Compact routing schemes with low stretch factor. *J. Algorithms*, 46(2):97–114, 2003.
 - [15] Pierre Fraigniaud and Cyril Gavoille. Routing in trees. In *Proc. 28th Internat. Colloq. Automata Lang. Program. (ICALP)*, pages 757–772, 2001.
 - [16] Silvia Giordano and Ivan Stojmenovic. Position based routing algorithms for ad hoc networks: A taxonomy. In *Ad hoc wireless networking*, pages 103–136. Springer-Verlag, 2004.
 - [17] Frank Hoffmann. On the rectilinear art gallery problem. In *Proc. 17th Internat. Colloq. Automata Lang. Program. (ICALP)*, pages 717–728, 1990.
 - [18] Frank Hoffmann, Klaus Kriegel, Subhash Suri, Kevin Verbeek, and Max Willert. Tight bounds for conflict-free chromatic guarding of orthogonal art galleries. *Comput. Geom. Theory Appl.*, 2018.
 - [19] Haim Kaplan, Wolfgang Mulzer, Liam Roditty, and Paul Seiferth. Routing in unit disk graphs. *Algorithmica*, 80(3):830–848, 2018.
 - [20] Goran Konjevod, Andréa W. Richa, and Donglin Xia. Scale-free compact routing schemes in networks of low doubling dimension. *ACM Trans. Algorithms*, 12(3):27:1–27:29, 2016.
 - [21] Rajeev Motwani, Arvind Raghunathan, and Huzur Saran. Covering orthogonal polygons with star polygons: The perfect graph approach. *J. Comput. System Sci.*, 40(1):19–48, 1990.
 - [22] Joseph O’Rourke. *Art gallery theorems and algorithms*. Oxford University Press, 1987.

- [23] David Peleg and Eli Upfal. A trade-off between space and efficiency for routing tables. *J. ACM*, 36(3):510–530, 1989.
- [24] Liam Roditty and Roei Tov. New routing techniques and their applications. In *Proc. ACM Symp. Princ. Dist. Comp. (PODC)*, pages 23–32, 2015.
- [25] Liam Roditty and Roei Tov. Close to linear space routing schemes. *Distributed Computing*, 29(1):65–74, 2016.
- [26] Nicola Santoro and Ramez Khatib. Labelling and implicit routing in networks. *The Computer Journal*, 28(1):5–8, 1985.
- [27] Mikkel Thorup. Compact oracles for reachability and approximate distances in planar digraphs. *J. ACM*, 51(6):993–1024, 2004.
- [28] Mikkel Thorup and Uri Zwick. Compact routing schemes. In *Proc. 13th ACM Symp. Par. Algo. Arch. (SPAA)*, pages 1–10, 2001.
- [29] Chris Worman and J Mark Keil. Polygon decomposition and the orthogonal art gallery problem. *Internat. J. Comput. Geom. Appl.*, 17(02):105–138, 2007.
- [30] Chenyu Yan, Yang Xiang, and Feodor F Dragan. Compact and low delay routing labeling scheme for unit disk graphs. *Comput. Geom. Theory Appl.*, 45(7):305–325, 2012.