

Constraints on nuclear parton distributions from dijet photoproduction at the LHC

V. Guzey^{a,1,2,3}, M. Klasen^{b,4}

¹Department of Physics, University of Jyväskylä, P.O. Box 35, 40014 University of Jyväskylä, Finland

²Helsinki Institute of Physics, P.O. Box 64, 00014 University of Helsinki, Finland

³National Research Center “Kurchatov Institute”, Petersburg Nuclear Physics Institute (PNPI), Gatchina, 188300, Russia

⁴Institut für Theoretische Physik, Westfälische Wilhelms-Universität Münster, Wilhelm-Klemm-Straße 9, 48149 Münster, Germany
March 17, 2022

Abstract Using QCD calculations of the cross section of inclusive dijet photoproduction in Pb-Pb ultraperipheral collisions in the LHC kinematics as pseudo-data, we study the effect of including these data using the Bayesian reweighting technique on nCTEQ15, nCTEQ15np, and EPPS16 nuclear parton distribution functions (nPDFs). We find that, depending on the assumed error of the pseudo-data, it leads to a significant reduction of the nPDF uncertainties at small values of the momentum fraction x_A . Taking the error to be 5%, the uncertainty of nCTEQ15 and nCTEQ15np nPDFs reduces approximately by a factor of two at $x_A = 10^{-3}$. At the same time, the reweighting effect on EPPS16 nPDFs is much smaller due to the higher value of the tolerance and a more flexible parametrization form.

1 Introduction

Collinear nuclear parton distribution functions (nPDFs) are fundamental quantities of Quantum Chromodynamics (QCD) encoding information on the one-dimensional distributions of quarks and gluons in nuclei in terms of the light-cone momentum fraction x_A at a given resolution scale μ . Nuclear PDFs are essential ingredients of QCD calculations of cross sections at high energies involving charged lepton–nucleus and neutrino–nucleus deep inelastic scattering (DIS) with fixed targets and – in the future – in the collider mode and proton–nucleus and nucleus–nucleus scattering at the Relativistic Heavy Ion Collider (RHIC) and the Large Hadron Collider (LHC). While nPDFs are non-perturbative quantities, which cannot be calculated from first principles of QCD, the QCD collinear factorization for hard processes and the Dokshitzer–Gribov–Lipatov–Altarelli–Parisi (DGLAP) evolution equations allow one to set up a framework of global QCD fits, which enables one to extract nPDFs from available data [1, 2, 3, 4, 5, 6, 7]. Different analyses give noticeably different predictions for nPDFs and carry significant uncertainties originating mostly from the limiting kinematic coverage of the available data, indirect determination of the gluon nPDF from the DIS data using the

^ae-mail: guzey_va@nrcki.pnpi.ru

^be-mail: michael.klasen@uni-muenster.de

^cMS-TP-19-03

scaling violations, and different assumptions about the shape of nPDFs at the input scale. As a result, quark nPDFs for small x and the gluon nPDFs for essentially all x are rather poorly known.

Further progress in constraining nPDFs relies on studies of high-energy hard processes with nuclei at collider energies, notably, in proton–nucleus (pA) scattering at the LHC [8,9,10] and lepton–nucleus (eA) scattering at the future EIC [11,12] and LHeC [13]. However, the QCD analyses of the data on various hard processes in pA scattering at the LHC during Run 1 [14,15,16,17] showed that the data provide only modest restrictions on nPDFs at small x . At the same time, it was proposed [18] that measurements of low-mass lepton pair production in proton–lead collisions at the LHC has a large potential to reduce the theoretical uncertainties on nPDFs in a wide range of x or even rule out some parameterizations. While the potential of hard pA scattering at the LHC will certainly continue to be explored, see, e.g. [19], it is topical to study complementary probes of nPDFs at the LHC.

It has been realized that collisions of ultrarelativistic ions at large impact parameters, when the strong interaction is suppressed and the ions interact electromagnetically via the emission of quasi-real photons in so-called ultraperipheral collisions (UPCs), give an opportunity to study photon–photon, photon–proton, and photon–nucleus scattering at unprecedentedly high energies [20]. This program was realized during Run 1 at the LHC by measuring exclusive photoproduction of charmonia (J/ψ and $\psi(2S)$ vector mesons) in Pb–Pb UPCs at $\sqrt{s_{NN}} = 2.76$ TeV by the ALICE [21,22,23] and CMS [24] collaborations, which probes the small- x gluon distribution of the target [25]. The analyses [26,27] of these data in leading-order (LO) QCD gave first direct and weakly model-dependent evidence of large nuclear gluon shadowing down to $x \approx 10^{-3}$, which agrees very well with the predictions of the leading twist nuclear shadowing model [28] and the EPS09 [3], nCTEQ15 [5], and EPPS16 [7] nPDFs. Note that in next-to-leading order (NLO) perturbative QCD, corrections for this process are large [29,30] and the relation between the gluon PDF and the generalized gluon PDF is model-dependent, which makes it challenging to include the data on J/ψ photoproduction on nuclei into global QCD fits of nPDFs.

During Run 2 at the LHC, in addition to light and heavy vector meson photoproduction in UPCs [31,32,33], the ATLAS collaboration for the first time measured inclusive dijet photoproduction in Pb–Pb UPCs [34]. Predictions for rates of this process in pA and nucleus–nucleus (AA) UPCs at the LHC in LO QCD with an emphasis of heavy quark production were made in Ref. [35]. It was found that the rates are very large allowing one to probe deeply into the small- x region. At NLO pQCD, the cross section of inclusive dijet photoproduction in Pb–Pb UPCs in the ATLAS kinematics was calculated in [36]. It was shown that the used theoretical framework provides a good description of various kinematic distributions measured by the ATLAS collaboration and that the calculated dijet photoproduction cross section is sensitive to nuclear modifications of nPDFs at the level of 10 to 20%.

In this work, we explore the potential of inclusive dijet photoproduction in Pb–Pb UPCs in the LHC kinematics to provide new constraints on nPDFs. In particular, using the results of our NLO QCD calculations of the cross section of this process [36] as pseudo-data, we study the effect of including these data using the Bayesian reweighting technique [37,38,39] on nCTEQ15, nCTEQ15np, and EPPS16 nPDFs. We find that depending on the assumed error on the pseudo-data, it leads to a significant reduction of uncertainties of nPDFs at small x_A . For instance, taking the error to be 5%, we find that the uncertainty of quark and gluon nCTEQ15 and nCTEQ15np nPDFs reduces

by approximately a factor of two at $x_A = 10^{-3}$. The reweighting effect on EPPS16 nPDFs is much smaller due to the higher value of the tolerance and a more flexible parametrization form used in that analysis.

The remainder of this paper is structured as follows. In Sec. 2, we summarize key steps of the Bayesian reweighting method and define our reweighting procedure. We present and discuss our results in Sec. 3 and draw conclusions in Sec. 4.

2 Reweighting of the dijet photoproduction cross section

To quantify the power of inclusive dijet photoproduction in Pb-Pb UPCs at the LHC to constrain nPDFs, we use the standard Bayesian reweighting procedure outlined in the literature [37, 38, 39]. In detail, starting with $2N$ error sets of nPDFs ($N = 16$ for nCTEQ15 [5] and $N = 20$ for EPPS16 [7]), one generates $N_{\text{rep}} = 10,000$ replicas labeled by the index k as follows

$$f_{j/A}^k(x, Q^2) = f_{j/A}^0(x, Q^2) + \frac{1}{2} \sum_{i=1}^N \left[f_{j/A}^{i+}(x, Q^2) - f_{j/A}^{i-}(x, Q^2) \right] R_{ki}, \quad (1)$$

where $f_{j/A}^0$ and $f_{j/A}^{i\pm}(x, Q^2)$ are the central fit and the plus and minus error nPDFs corresponding to the eigenvector direction i and R_{ki} is a random number from the normal distribution centered at zero with the standard deviation of unity.

Next, for each PDF replica, one calculates the observable of interest, which in our case is the dijet photoproduction cross section as a function of x_A (x_A is the hadron-level estimate for the momentum fraction carried by the interacting nuclear parton) [36]:

$$\frac{d\sigma^k}{dx_A} = \sum_{a,b} \int_{y_{\min}}^{y_{\max}} dy \int_0^1 dx_\gamma f_{\gamma/A}(y) f_{a/\gamma}(x_\gamma, \mu^2) f_{b/B}^k(x_A, \mu^2) d\hat{\sigma}(ab \rightarrow \text{jets}). \quad (2)$$

In Eq. (2), a, b are parton flavors; $f_{\gamma/A}(y)$ is the flux of equivalent photons emitted by ion A , which depends on the photon light-cone momentum fraction y ; $f_{a/\gamma}(x_\gamma, \mu^2)$ is the PDF of the photon for the resolved-photon contribution, which depends on the momentum fraction x_γ and the factorization scale μ ; $f_{b/B}(x_A, \mu^2)$ is the nuclear PDF with x_A being the corresponding parton momentum fraction; and $d\hat{\sigma}(ab \rightarrow \text{jets})$ is the elementary cross section for production of two- and three-parton final states emerging as jets in hard scattering of partons a and b . The sum over a involves quarks and gluons for the resolved photon contribution and the photon for the direct photon contribution dominating at $x_\gamma \approx 1$. The integration limits are determined by the rapidities and transverse momenta of the produced jets, see [36] for details. Note that since the inclusive dijet cross section is linear in the nPDFs, which in turn are linear in R_{ki} , it is sufficient to evaluate it $2N$ times for each error nPDF.

The essence of the reweighting procedure is the calculation of statistical weights for each replica w_k , which quantify how well the calculation using Eq. (2) reproduces data or pseudo-data. In our case, for the pseudo-data, we use the results of our calculation of the dijet cross section [36]

$$\frac{d\sigma^0}{dx_A} = \sum_{a,b} \int_{y_{\min}}^{y_{\max}} dy \int_0^1 dx_\gamma f_{\gamma/A}(y) f_{a/\gamma}(x_\gamma, \mu^2) f_{b/B}^0(x_A, \mu^2) d\hat{\sigma}(ab \rightarrow \text{jets}), \quad (3)$$

where $f_{b/B}^0(x_A, \mu^2)$ corresponds to the central value of the nCTEQ15 nPDFs. Then, the corresponding chi-squared χ_k^2 is

$$\chi_k^2 = \sum_{j=1}^{N_{\text{data}}} \frac{(d\sigma^0/dx_A - d\sigma^k/dx_A)^2}{\sigma_j^2}, \quad (4)$$

where the sum runs over the pseudo-data points; σ_j is the assumed uncertainty of the pseudo-data. In our case, $N_{\text{data}} = 9$ corresponding to different bins in x_A and we take $\sigma_j = \epsilon d\sigma^0/dx_A$ with $\epsilon = 0.05, 0.1, 0.15$, and 0.2 . We assume that these errors account only for the statistical uncertainty and that bin-by-bin correlations are neglected. The values of ϵ span the range of typical uncertainties of measurements of high- E_T dijet photoproduction at HERA [40].

Finally, with the help of χ_k^2 , one can introduce the weights w_k using the following relation:

$$w_k = \frac{e^{-\frac{1}{2}\chi_k^2/T}}{\frac{1}{N_{\text{rep}}} \sum_i^{N_{\text{rep}}} e^{-\frac{1}{2}\chi_i^2/T}}, \quad (5)$$

where T is the tolerance associated with a given set of nPDFs. Note that $\sum_k w_k = N_{\text{rep}}$. In our analysis, we use $T = 35$ for nCTEQ15 and nCTEQ15np [5] and $T = 52$ for EPPS16 [7].

Using the weights w_k , one can calculate the new, weighted average cross section and its error:

$$\begin{aligned} \left\langle \frac{d\sigma}{dx_A} \right\rangle_{\text{new}} &= \frac{1}{N_{\text{rep}}} \sum_{k=1}^{N_{\text{rep}}} w_k \frac{d\sigma^k}{dx_A}, \\ \delta \left\langle \frac{d\sigma}{dx_A} \right\rangle_{\text{new}} &= \sqrt{\frac{1}{N_{\text{rep}}} \sum_k w_k \left(\frac{d\sigma^k}{dx_A} - \left\langle \frac{d\sigma}{dx_A} \right\rangle_{\text{new}} \right)^2}. \end{aligned} \quad (6)$$

Similarly, one can evaluate the reweighted nPDFs and their uncertainties:

$$\begin{aligned} \langle f_{j/A}(x, Q^2) \rangle_{\text{new}} &= \frac{1}{N_{\text{rep}}} \sum_{k=1}^{N_{\text{rep}}} w_k f_{j/A}^k(x, Q^2), \\ \delta \langle f_{j/A}(x, Q^2) \rangle_{\text{new}} &= \sqrt{\frac{1}{N_{\text{rep}}} \sum_{k=1}^{N_{\text{rep}}} w_k \left(f_{j/A}^k(x, Q^2) - \langle f_{j/A}(x, Q^2) \rangle_{\text{new}} \right)^2}. \end{aligned} \quad (7)$$

Equations (6) and (7) quantify the effect of the pseudo-data on the calculation of the cross section of inclusive dijet photoproduction and the central value and uncertainties of nPDFs, respectively.

The effective number of replicas contributing to Eqs. (6) and (7) can be estimated using the following expression:

$$N_{\text{eff}} = \exp \left[\frac{1}{N_{\text{rep}}} \sum_k^{N_{\text{rep}}} w_k \ln(N_{\text{rep}}/w_k) \right]. \quad (8)$$

Table 1 summarizes our values of N_{eff} for $\epsilon = 0.05, 0.1, 0.15$, and 0.2 and nCTEQ15, nCTEQ15np, and EPPS16 nPDFs.

Table 1 The effective number of replicas N_{eff} for different choices of the experimental error and sets of nPDFs.

ϵ	$N_{\text{eff}}(\text{nCTEQ15})$	$N_{\text{eff}}(\text{nCTEQ15np})$	$N_{\text{eff}}(\text{EPPS16})$
0.05	4407	3982	5982
0.1	7483	7742	8727
0.15	8870	9107	9555
0.2	9464	9607	9818

3 Results of the reweighting

Using the procedure outlined in Sec. 2, we perform the Bayesian reweighting of the pseudo-data on the cross section of inclusive dijet photoproduction on nuclei in Pb-Pb UPCs in the LHC kinematics. Our results are shown in Figs. 1–4 for nCTEQ15 nPDFs, Figs. 5–8 for nCTEQ15np nPDFs, and Figs. 9–11 for EPPS16 nPDFs.

Figures 1, 5, and 9 show the dijet cross section as a function of x_A : the pseudo-data points labeled “nCTEQ15” and given by black open squares are the results of the calculation using the central nCTEQ15 fit; red crosses with the associated error bands are the results of the calculations using a given set of nPDFs (the crosses coincide with the open squares in Fig. 1, and, hence, are not shown); finally, the blue filled circles and the associated error bands show the reweighted cross section and its uncertainty, see Eq. (6). The four panels correspond to our four choices of the assumed error ϵ . One can see from these figures that while the reweighting does not noticeably change the central values of the cross section, it reduces its theoretical uncertainty: the effect is largest for the smallest ϵ and the first small- x_A bin.¹

The remaining figures (Figs. 2–4, 6–8, and 10–11) demonstrate the effect of the reweighting on uncertainties of nPDFs: different panels show uncertainty bands of nPDFs normalized to their central value, i.e., the bands spanned by $1 \pm \delta f_{j/A}(x, Q^2)/f_{j/A}(x, Q^2)$, see Eq. (7), for the gluon, u -quark, d -quark, and s -quark nPDFs before (red, outer band) and after (blue, inner band) the reweighting as a function of the momentum fraction x_A at $Q^2 = 400 \text{ GeV}^2$. This is a characteristic value of Q^2 probed in dijet photoproduction in the ATLAS kinematics. While the central values of nPDFs are essentially not affected by the reweighting, the uncertainty bands for nCTEQ15 and nCTEQ15np are noticeably reduced. As expected, the effect is largest at $\epsilon = 0.05$ and much smaller at $\epsilon = 0.15$ and $\epsilon = 0.2$. (Since the reduction of the uncertainty bands is very similar in the $\epsilon = 0.15$ and $\epsilon = 0.2$ cases, we only show the results for the former.) For instance, the uncertainty in the gluon and quark nPDFs at $x_A = 0.001$ reduces by approximately a factor of two. It is interesting to note that the uncertainty of the small- x_A gluon distribution in the case of nCTEQ15np after the reweighting is similar to that of nCTEQ15 before the reweighting – it is of the order of 15% in both cases. Therefore, dijet photoproduction should have a similar impact on nCTEQ15 nPDFs as the RHIC inclusive pion production data, which was included in nCTEQ15 and excluded in nCTEQ15np. The advantage of dijet photoproduction is that it does not involve the pion fragmentation functions, which necessarily brings an additional uncertainty in analyses of nPDFs.

¹This bin has larger statistical uncertainties, which can however be reduced by increasing the precision of the Monte Carlo integration [36].

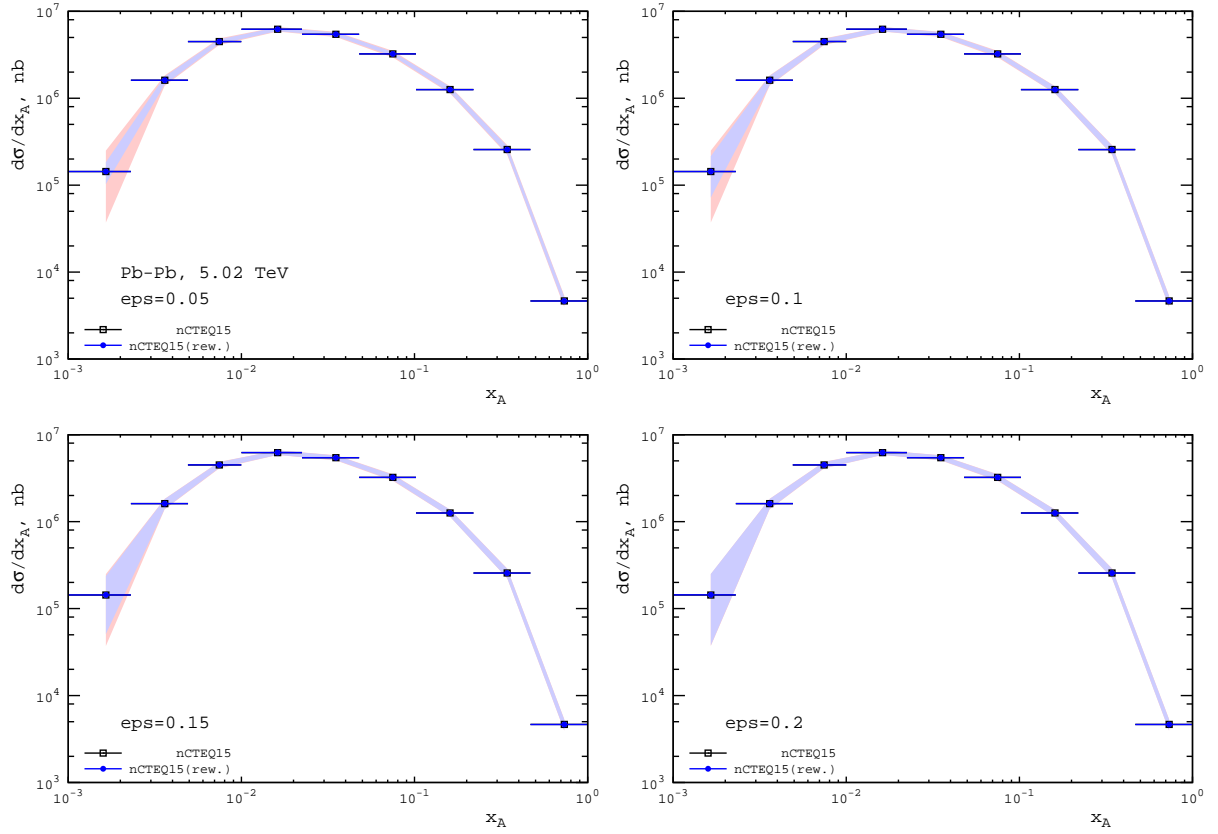


Fig. 1 The dijet photoproduction cross section as a function of x_A with (blue solid circles and error bands) and without (black open squares and red error bands) the Bayesian reweighting. The calculations correspond to the nCTEQ15 nPDFs. Different panels show the results for the four considered cases of the assumed error $\epsilon = 0.05, 0.1, 0.15$, and 0.2 .

In the case of EPPS16 nPDFs (see Figs. 10 and 11), the effect of reweighting is much smaller due to several reasons. First, these nPDFs have been obtained with a higher value of the tolerance T , which allows for significantly more replicas to contribute to the reweighted quantities (see Table 1) and which reduces the effectiveness of the reweighting. Second, a more flexible form of the EPPS16 nPDF parametrization also significantly reduces the reweighting effect, which is negligibly small in the $\epsilon = 0.15$ and $\epsilon = 0.2$ cases. We therefore do not show them here, since the blue and red solid lines and bands completely overlap.

Note that in typical fits of nPDFs, one parametrizes the dependence of the fit parameters on the nuclear mass number A [3, 5, 7], which hence correlates these parameters for different nuclei. While, by construction, nuclear modifications of nPDFs and their uncertainties decrease with a decrease of A , the reduction of uncertainties of nPDFs for Pb due to the considered reweighting should also reduce uncertainties of nPDFs for lighter nuclei; the magnitude of the effect depends on numerical values of the fit parameters.

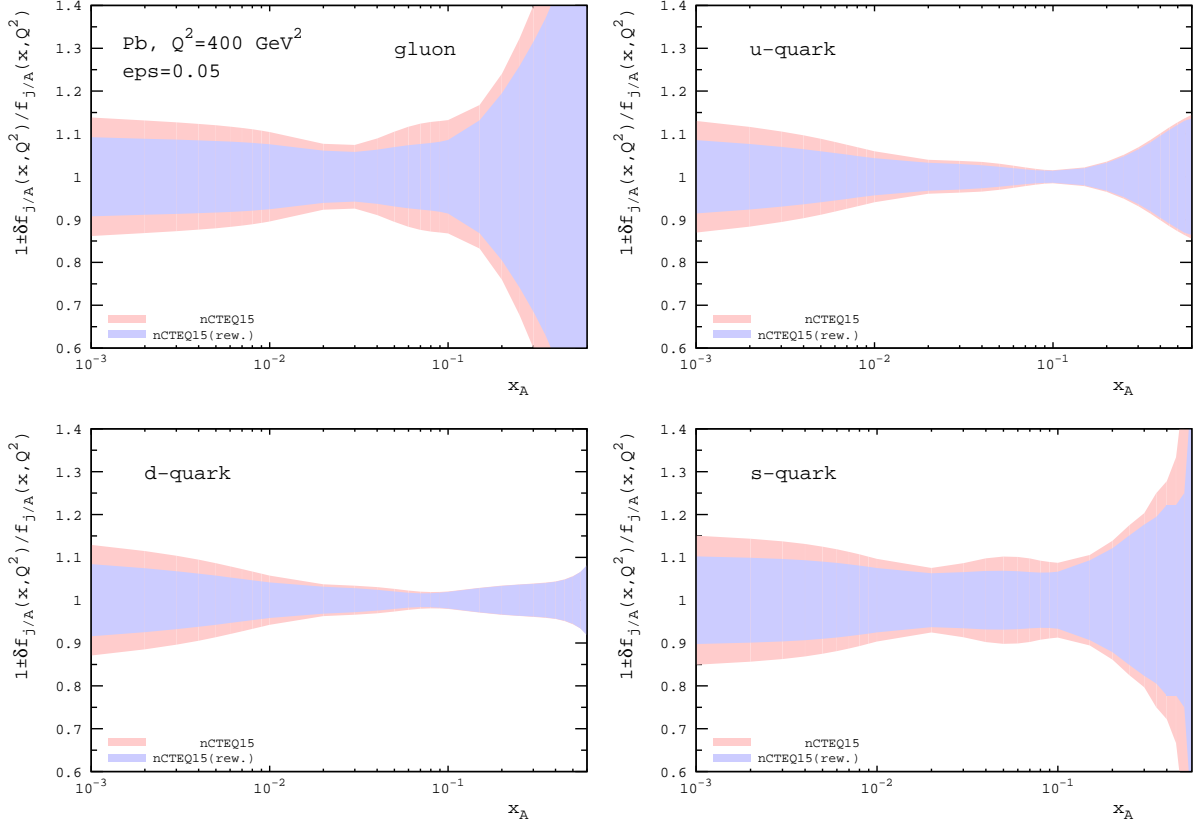


Fig. 2 The gluon, u -quark, d -quark, and s -quark nCTEQ15 nPDFs as a function of x_A at $Q^2 = 400 \text{ GeV}^2$ with (blue, inner band) and without (red, outer band) the Bayesian reweighting. The case of $\epsilon = 0.05$.

4 Conclusions

In this work, we studied the potential of inclusive dijet photoproduction in Pb-Pb UPCs in the LHC kinematics to give new constraints on nPDFs. Using the results of our NLO QCD calculations of the cross section of this process as pseudo-data, we analyzed the effect of including these data using the Bayesian reweighting technique on nCTEQ15, nCTEQ15np, and EPPS16 nPDFs. We found that depending on the assumed error on the pseudo-data, it leads to a significant reduction of the nPDF uncertainties at small x_A . For instance, taking the error to be 5%, we find that the uncertainty of quark and gluon nCTEQ15 and nCTEQ15np nPDFs reduces by a factor of two at $x_A = 10^{-3}$. We observed that the uncertainty of the small- x_A gluon distribution in the nCTEQ15np case after the reweighting is similar to that of nCTEQ15 before the reweighting, which indicates that dijet photoproduction should have a similar impact on nCTEQ15 nPDFs as the RHIC inclusive pion production data with the advantage that dijet photoproduction is free from the uncertainty associated with the pion fragmentation functions. At the same time, the reweighting effect on EPPS16 nPDFs is much smaller due to

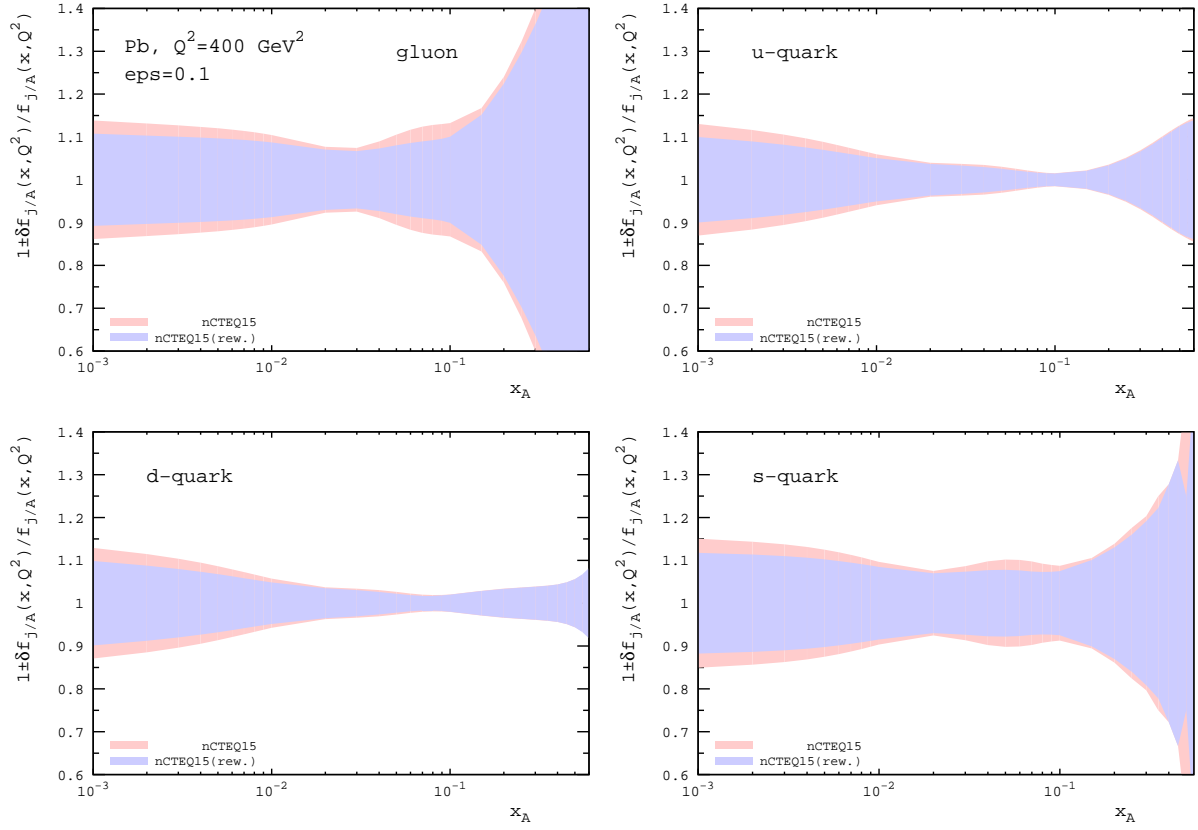


Fig. 3 The same as Fig. 3, but with $\epsilon = 0.1$.

the higher value of the tolerance and a more flexible parametrization form used in the EPPS16 analysis.

Acknowledgements VG would like to thank K. Kovarik and H. Paukkunen for useful discussions. VG's research is supported in part by RFBR, research project 17-52-12070. The authors gratefully acknowledge financial support of DFG through the grant KL 1266/9-1 within the framework of the joint German-Russian project "New constraints on nuclear parton distribution functions at small x from dijet production in γA collisions at the LHC".

References

1. D. de Florian and R. Sassot, Phys. Rev. D **69** (2004) 074028 [hep-ph/0311227].
2. M. Hirai, S. Kumano and T.-H. Nagai, Phys. Rev. C **76** (2007) 065207 [arXiv:0709.3038 [hep-ph]].
3. K. J. Eskola, H. Paukkunen and C. A. Salgado, JHEP **0904** (2009) 065 [arXiv:0902.4154 [hep-ph]].
4. D. de Florian, R. Sassot, P. Zurita and M. Stratmann, Phys. Rev. D **85** (2012) 074028 [arXiv:1112.6324 [hep-ph]].
5. K. Kovarik *et al.*, Phys. Rev. D **93** (2016) no.8, 085037 [arXiv:1509.00792 [hep-ph]].

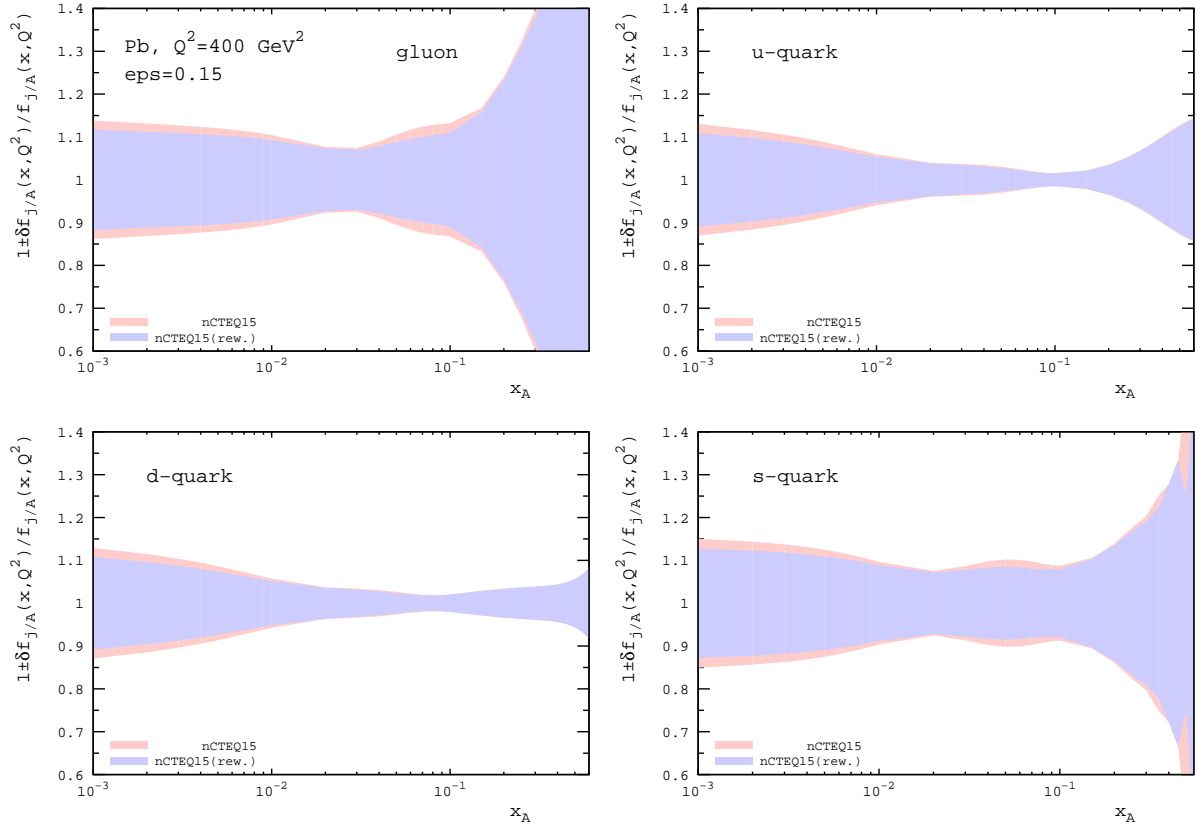


Fig. 4 The same as Fig. 3, but with $\epsilon = 0.15$.

6. H. Khanpour and S. Atashbar Tehrani, Phys. Rev. D **93** (2016) no.1, 014026 [arXiv:1601.00939 [hep-ph]].
7. K. J. Eskola, P. Paakkinen, H. Paukkunen and C. A. Salgado, Eur. Phys. J. C **77** (2017) no.3, 163 [arXiv:1612.05741 [hep-ph]].
8. C. A. Salgado *et al.*, J. Phys. G **39** (2012) 015010 [arXiv:1105.3919 [hep-ph]].
9. H. Paukkunen, arXiv:1811.01976 [hep-ph].
10. Z. Citron *et al.*, arXiv:1812.06772 [hep-ph].
11. A. Accardi *et al.*, Eur. Phys. J. A **52** (2016) no.9, 268 [arXiv:1212.1701 [nucl-ex]].
12. E. C. Aschenauer, S. Fazio, M. A. C. Lamont, H. Paukkunen and P. Zurita, Phys. Rev. D **96** (2017) no.11, 114005 [arXiv:1708.05654 [nucl-ex]].
13. J. L. Abelleira Fernandez *et al.* [LHeC Study Group], J. Phys. G **39** (2012) 075001 [arXiv:1206.2913 [physics.acc-ph]].
14. K. J. Eskola, H. Paukkunen and C. A. Salgado, JHEP **1310** (2013) 213 [arXiv:1308.6733 [hep-ph]].
15. I. Helenius, K. J. Eskola and H. Paukkunen, JHEP **1409** (2014) 138 [arXiv:1406.1689 [hep-ph]].
16. N. Armesto, H. Paukkunen, J. M. Penin, C. A. Salgado and P. Zurita, Eur. Phys. J. C **76** (2016) no.4, 218 [arXiv:1512.01528 [hep-ph]].
17. D. d'Enterria, K. Krajczár and H. Paukkunen, Phys. Lett. B **746** (2015) 64 [arXiv:1501.05879 [hep-ph]].
18. M. Brandt, M. Klasen and F. König, Nucl. Phys. A **927** (2014) 78 [arXiv:1401.6817 [hep-ph]].

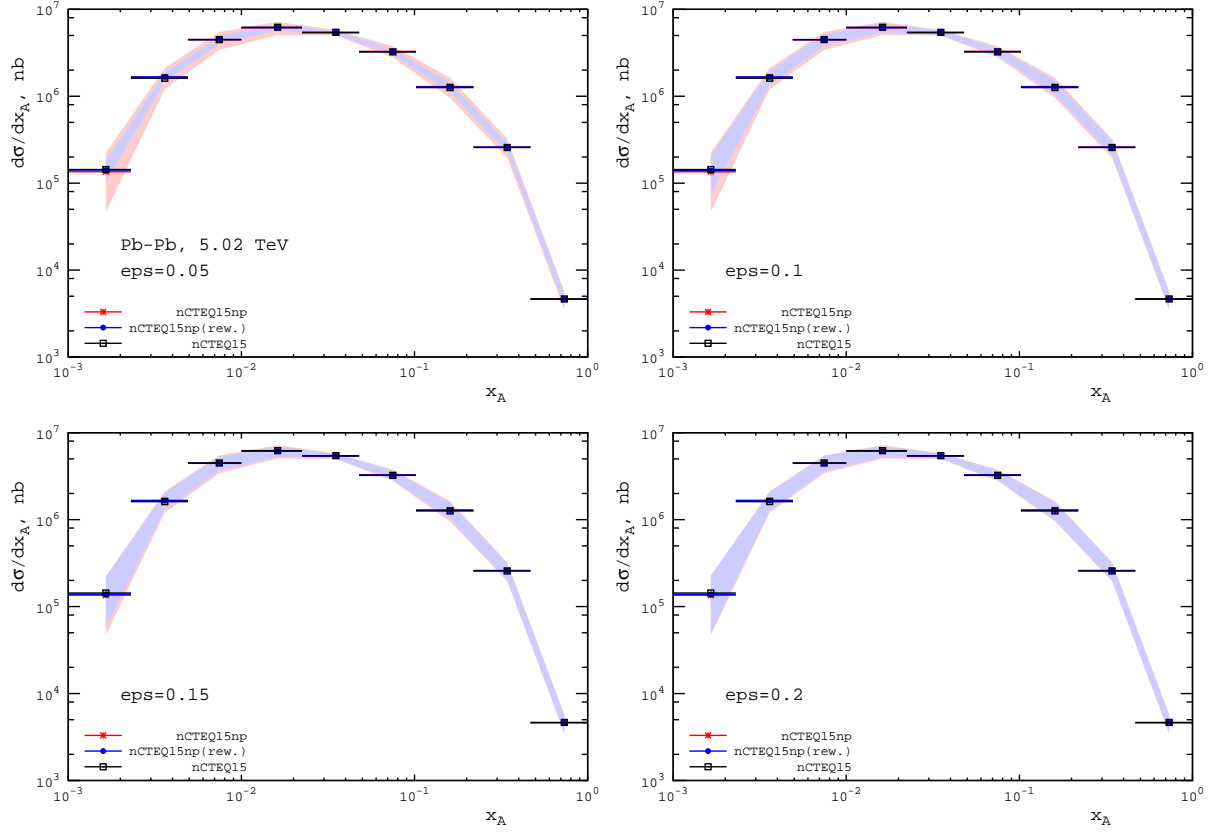


Fig. 5 The dijet photoproduction cross section as a function of x_A with (blue solid circles and error bands) and without (red crosses and error bands) the Bayesian reweighting calculated using the nCTEQ15np nPDFs; the cross section used as pseudo-data is calculated with nCTEQ15 (open black squares). Different panels show the results for the four considered cases of the assumed error ϵ .

19. K. J. Eskola, P. Paakkinen and H. Paukkunen, arXiv:1812.05438 [hep-ph].
20. A. J. Baltz *et al.*, Phys. Rept. **458** (2008) 1 [arXiv:0706.3356 [nucl-ex]].
21. E. Abbas *et al.* [ALICE Collaboration], Eur. Phys. J. C **73** (2013) no.11, 2617 [arXiv:1305.1467 [nucl-ex]].
22. B. Abelev *et al.* [ALICE Collaboration], Phys. Lett. B **718** (2013) 1273 [arXiv:1209.3715 [nucl-ex]].
23. J. Adam *et al.* [ALICE Collaboration], Phys. Lett. B **751** (2015) 358 [arXiv:1508.05076 [nucl-ex]].
24. V. Khachatryan *et al.* [CMS Collaboration], Phys. Lett. B **772** (2017) 489 [arXiv:1605.06966 [nucl-ex]].
25. M. G. Ryskin, Z. Phys. C **57** (1993) 89.
26. V. Guzey, E. Kryshen, M. Strikman and M. Zhalov, Phys. Lett. B **726** (2013) 290 [arXiv:1305.1724 [hep-ph]].
27. V. Guzey and M. Zhalov, JHEP **1310** (2013) 207 [arXiv:1307.4526 [hep-ph]].
28. L. Frankfurt, V. Guzey and M. Strikman, Phys. Rept. **512** (2012) 255 [arXiv:1106.2091 [hep-ph]].
29. D. Y. Ivanov, A. Schafer, L. Szymanowski and G. Krasnikov, Eur. Phys. J. C **34** (2004) no.3, 297 Erratum: [Eur. Phys. J. C **75** (2015) no.2, 75] [hep-ph/0401131].

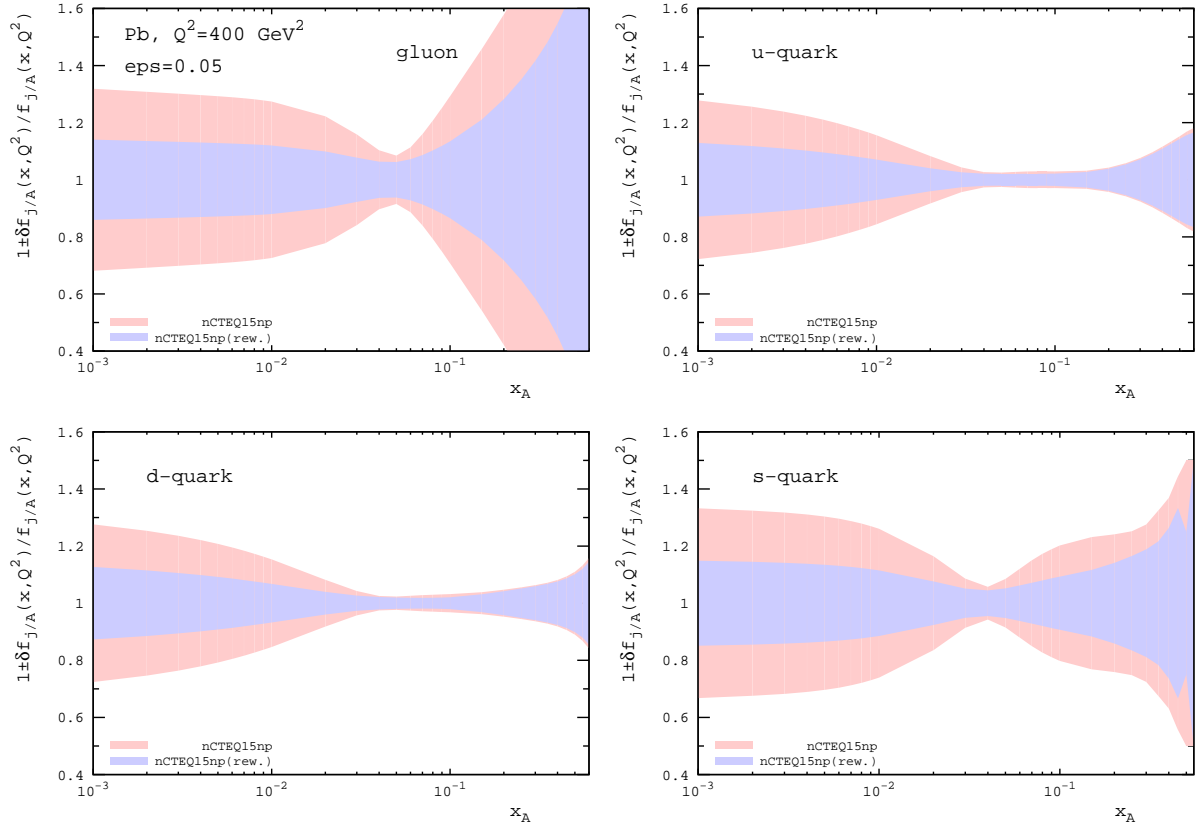


Fig. 6 The gluon, u -quark, d -quark, and s -quark nCTEQnp nPDFs as a function of x at $Q^2 = 400 \text{ GeV}^2$ with (blue, inner band) and without (red, outer band) the Bayesian reweighting. The case of $\epsilon = 0.05$.

30. S. P. Jones, A. D. Martin, M. G. Ryskin and T. Teubner, J. Phys. G **43** (2016) no.3, 035002 [arXiv:1507.06942 [hep-ph]].
31. S. R. Klein, Nucl. Phys. A **967** (2017) 249 [arXiv:1704.04715 [nucl-ex]].
32. E. L. Kryshen [ALICE Collaboration], Nucl. Phys. A **967** (2017) 273 [arXiv:1705.06872 [nucl-ex]].
33. V. Guzey, E. Kryshen and M. Zhalov, Phys. Rev. C **93** (2016) no.5, 055206 [arXiv:1602.01456 [nucl-th]].
34. The ATLAS collaboration, "Photo-nuclear dijet production in ultra-peripheral Pb+Pb collisions", ATLAS-CONF-2017-011, February 2017.
35. M. Strikman, R. Vogt and S. N. White, Phys. Rev. Lett. **96** (2006) 082001 [hep-ph/0508296].
36. V. Guzey and M. Klasen, arXiv:1811.10236 [hep-ph].
37. N. Armesto, J. Rojo, C. A. Salgado and P. Zurita, JHEP **1311** (2013) 015 [arXiv:1309.5371 [hep-ph]].
38. H. Paukkunen and P. Zurita, JHEP **1412** (2014) 100 [arXiv:1402.6623 [hep-ph]].
39. A. Kusina *et al.*, Eur. Phys. J. C **77** (2017) no.7, 488 [arXiv:1610.02925 [nucl-th]].
40. S. Chekanov *et al.* [ZEUS Collaboration], Phys. Rev. D **76** (2007) 072011 [arXiv:0706.3809 [hep-ex]].

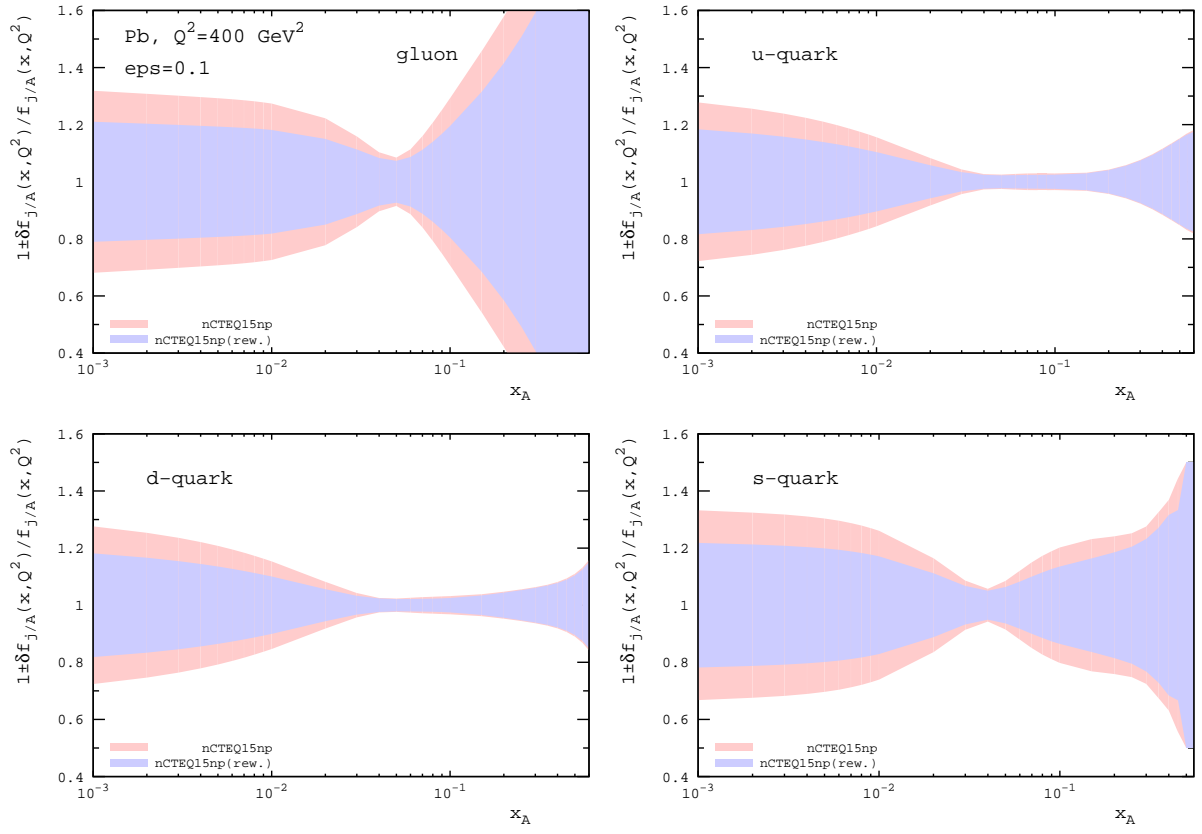


Fig. 7 The same as Fig. 6, but with $\epsilon = 0.1$.

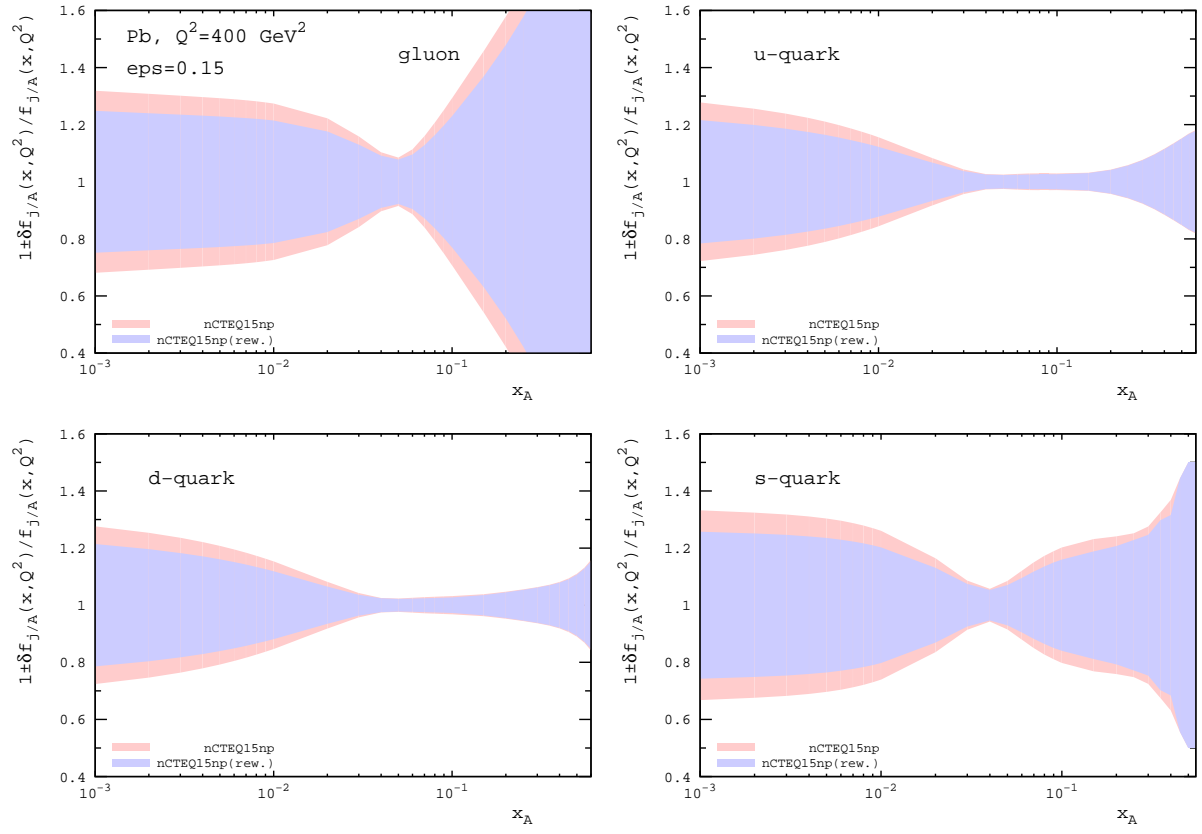


Fig. 8 The same as Fig. 6, but with $\epsilon = 0.15$.

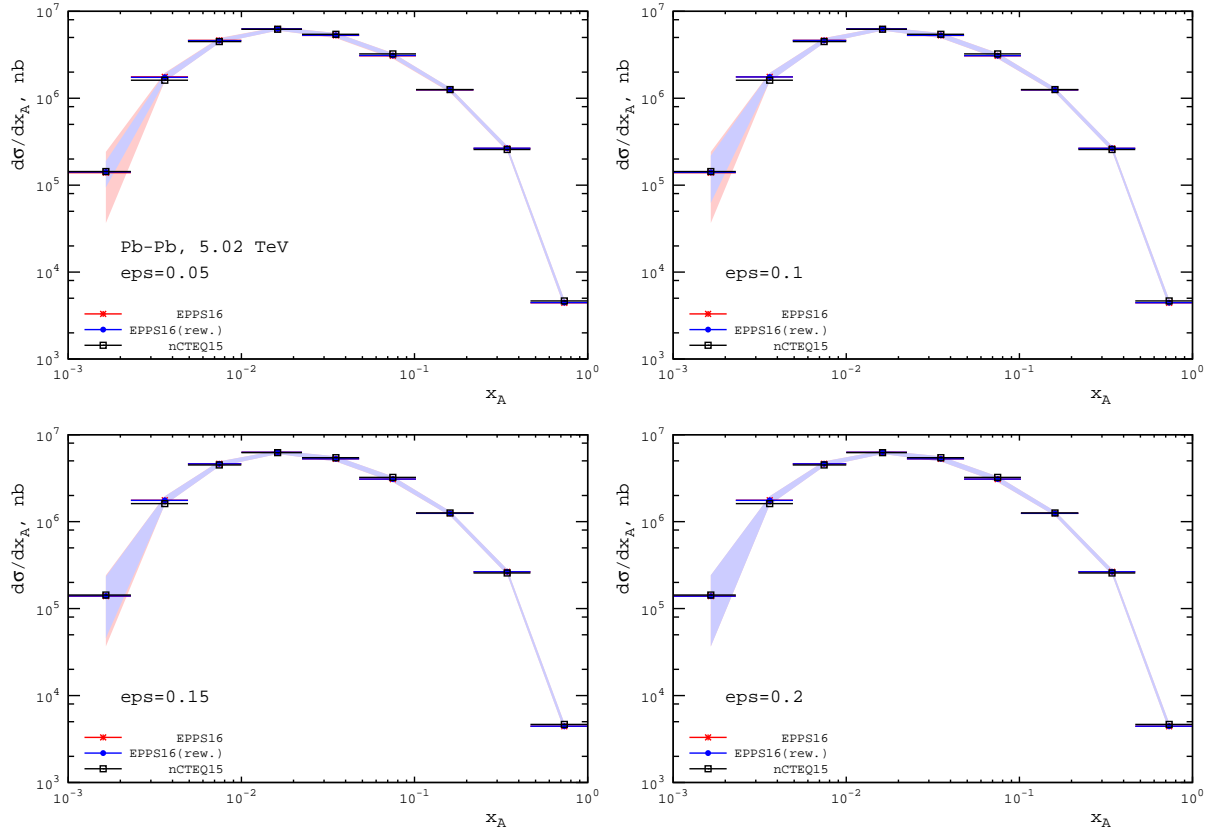


Fig. 9 The dijet photoproduction cross section as a function of x_A with (blue solid circles and error bands) and without (red crosses and error bands) the Bayesian reweighting calculated using the EPPS16 nPDFs; the cross section used as pseudo-data is calculated with nCTEQ15 (open black squares). Different panels show the results for the four considered cases of the assumed error ϵ .

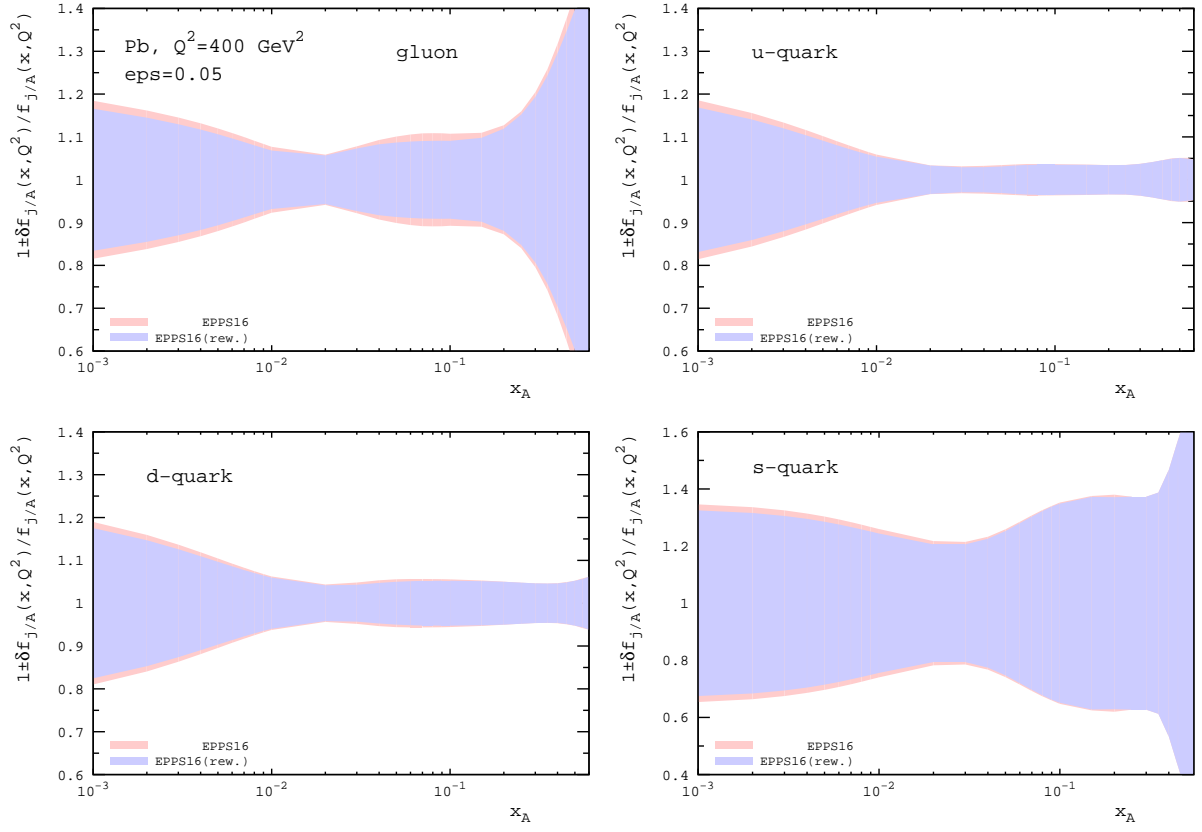


Fig. 10 The gluon, u -quark, d -quark, and s -quark EPPS16 nPDFs as a function of x at $Q^2 = 400 \text{ GeV}^2$ with (blue, inner band) and without (red, outer band) the Bayesian reweighting. The case of $\epsilon = 0.05$.

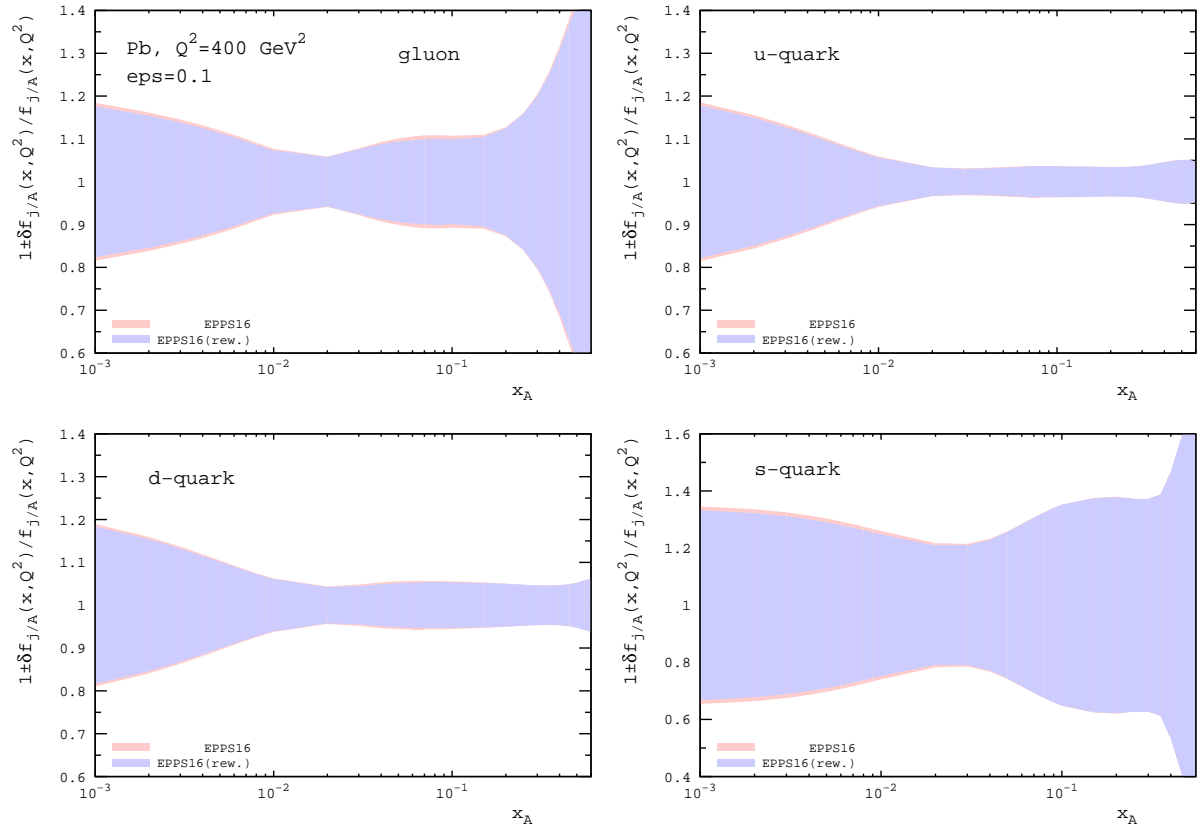


Fig. 11 The same as Fig. 10, but with $\epsilon = 0.1$.