

Meson Electromagnetic Form Factors from Lattice QCD

C. T. H. Davies*

SUPA, School of Physics and Astronomy, University of Glasgow, Glasgow G12 8QQ, UK

E-mail: christine.davies@glasgow.ac.uk

J. Koponen

INFN, Sezione di Roma Tor Vergata, Via della Ricerca Scientifica 1, 00133 Roma, Italy

G. P. Lepage

Laboratory for Elementary-Particle Physics, Cornell University, Ithaca, New York 14853, USA

A. T. Lytle

INFN, Sezione di Roma Tor Vergata, Via della Ricerca Scientifica 1, 00133 Roma, Italy

A. C. Zimmermann-Santos

São Carlos Institute of Physics, University of São Paulo, PO Box 369, 13560-1970 São Carlos, São Paulo, Brazil

HPQCD Collaboration

<http://www.physics.gla.ac.uk/HPQCD/>

Lattice QCD can provide a direct determination of meson electromagnetic form factors, making predictions for upcoming experiments at Jefferson Lab. The form factors are a reflection of the bound-state nature of the meson and so these calculations give information about how confinement by QCD affects meson internal structure. The region of high squared (space-like) momentum-transfer, Q^2 , is of particular interest because perturbative QCD predictions take a simple form in that limit that depends on the meson decay constant. We previously showed in [1] that, up to Q^2 of 6 GeV², the form factor for a ‘pseudo-pion’ made of strange quarks was significantly larger than the asymptotic perturbative QCD result and showed no sign of heading towards that value at higher Q^2 . Here we give predictions for real mesons, the K^+ and K^0 , in anticipation of JLAB results for the K^+ in the next few years. We also give results for a heavier meson, the η_c , up to Q^2 of 25 GeV² for a comparison to perturbative QCD in a higher Q^2 regime.

The 36th Annual International Symposium on Lattice Field Theory - LATTICE2018

22-28 July, 2018

Michigan State University, East Lansing, Michigan, USA.

*Speaker.

1. Introduction

The determination of π and K electromagnetic form factors over a range of Q^2 values is a key set of experiments for the Jefferson Lab upgrade [2]. Since these form factors reflect the internal structure of the meson they test our understanding of the effects of the strong interaction if we can make accurate predictions for them from QCD. Lattice QCD enables us to do that, and we show results here for the K meson in Section 4.

A physical picture of the form factors at high Q^2 is provided by perturbative QCD (see Section 3). This links a variety of exclusive processes together that can be factorised into meson ‘distribution amplitudes’ combined with a hard scattering process. The meson distribution amplitudes derived from one process (or indeed calculated in lattice QCD) can be used in analysis of another, if perturbative QCD is a good description. As $Q^2 \rightarrow \infty$ this description becomes a particularly simple one (Eq. 3.1) because the distribution amplitudes evolve with Q^2 to a simple form that is normalised by the decay constant. Testing this perturbative QCD picture has been hard because of the difficulty of obtaining accurate experimental information at sufficiently high Q^2 . The upcoming Jefferson Lab experiments will provide important new information here.

Lattice QCD can also provide new information to test perturbative QCD. It is important to realise that, because this is a test of theory, this information does not have to relate to physical mesons that could be studied by experiment. We showed in [1] that lattice QCD calculations could be pushed to higher Q^2 than had been possible before by studying a ‘pseudopion’ made of strange quarks. Here we go further, using charm quarks, and push up the determination of form factors to a Q^2 of 25GeV^2 , now in the genuinely high Q^2 regime.

2. Lattice QCD calculation

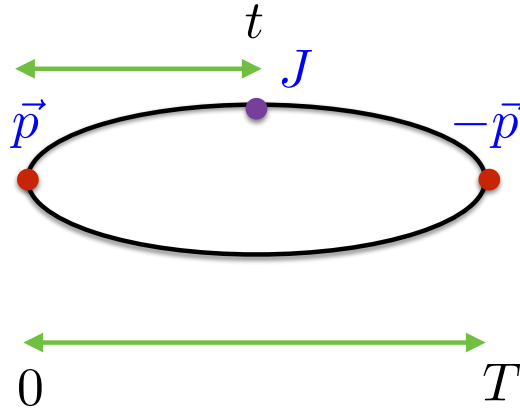


Figure 1: Sketch of a 3-point correlator, showing the momentum configurations for the Breit frame (the spectator quark has zero spatial momentum) and the definition of t and T .

We use the Highly Improved Staggered Quark (HISQ) action [3] on high-statistics ensembles of gluon field configurations that include 2+1+1 flavours of HISQ quarks in the sea, generated by the MILC collaboration. For the K meson results we use ensembles at 3 different values of the

lattice spacing (0.15 fm, 0.12 fm and 0.09 fm approximately). The lattice spacing is determined by w_0 , with the physical value of w_0 fixed from the pion decay constant [4]. We have well-tuned valence s quarks on each ensemble [5], and use valence light quarks with the same mass as the sea light quarks. The ensembles have sea light quarks with masses from $0.2 \times$ that of the s quark down to the physical point. We compare two different spatial volumes to test for finite-volume effects.

For the η_c results we use well-tuned valence c quarks on ensembles with lattice spacing values of 0.09 fm, 0.06 and 0.045 fm. These have sea light quarks with masses $0.2 \times$ that of s quarks only.

We calculate 2-point and 3-point correlation functions from quark propagators with zero and non-zero momentum. We use multiple time sources for increased statistics and insert spatial momentum using twisted boundary conditions. For 3-point correlators (Figure 1) we use the Breit frame in which the initial and final states have equal and opposite spatial momentum. This maximises Q^2 for a given value of momentum in lattice units, pa .

The reach in Q^2 that is possible is limited more by the statistical errors that grow with pa than by systematic errors at large pa for our highly improved action [1]. Access to higher Q^2 is possible on finer lattices.

For the electromagnetic current, J , we use a one-link temporal vector current between ‘Goldstone’ pseudoscalar mesons. For the K meson we must calculate results for both light-quark and strange-quark currents. Simultaneous fits to 2-point and 3-point correlators as a function of t , for multiple T , at multiple momenta yield results for the matrix element

$$\langle P(\vec{p}) | J | P(-\vec{p}) \rangle = 2EF_{V,P}(Q^2) \quad (2.1)$$

with $Q^2 = |2\vec{p}|^2$. We normalise the current by dividing the form factor $F_V(Q^2)$ by its value at $Q^2 = 0$, where $F(0) = 1$ by current conservation.

We perform a similar calculation for the scalar current to extract a scalar form factor $F_{S,P}$ as a function of Q^2 . In this case there are qualitative expectations for the shape of this form factor from perturbative QCD and so we also normalise that form factor by its value at $Q^2 = 0$ to study the shape at high Q^2 .

3. Perturbative QCD expectation

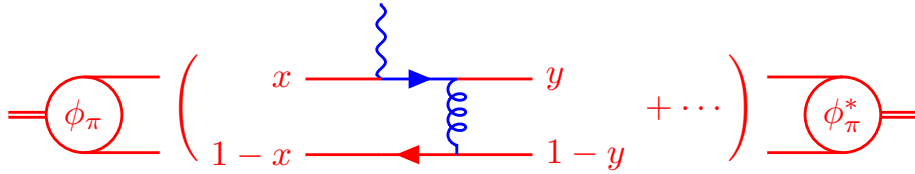


Figure 2: The perturbative QCD description of the π electromagnetic form factor at high Q^2 . The blue lines indicate the route of high momentum transfer through the hard scattering process.

The central hard-photon scattering factorises from the ‘distribution amplitudes’, ϕ_P , that describe the internal structure of the meson [6]. See Figure 2. Redistribution of the photon momentum by gluons means that $F_V(Q^2)$ starts at $\mathcal{O}(\alpha_s)$ in a perturbative QCD approach. Normalisation of ϕ gives, at very high Q^2 , :

$$Q^2 F_{V,P}(Q^2) = 8\pi\alpha_s f_P^2 \quad (3.1)$$

where f_P is the decay constant of meson P . The scale of α_s is reasonably taken as $Q/2$ here [6] because this is the momentum flowing through the gluon when the meson's quark and antiquark share its momentum equally. $\mathcal{O}(\alpha_s^2)$ corrections to the hard scattering process have been calculated [7, 8] and have a coefficient of 1.18 when the scale of α_s is taken as $Q/2$.

In the vector form factor case above, quark helicity is conserved at both the photon and the gluon vertices (up to quark mass effects) to allow a spin 0 meson to be turned around by the interaction. For the scalar form factor case, helicity would not be conserved at the scalar vertex and so we would expect the form factor to be suppressed by an additional power of Q^2 relative to the vector case.

Note that these expectations, both qualitative and quantitative (Eq. (3.1)), are predictions of theory and therefore hold for pseudoscalar mesons made of quarks with unphysical masses as well as for physical ones. In lattice QCD we can calculate vector form factors for electrically neutral mesons by inserting a vector current on only one leg. Comparison of scalar form factors to expectations also now becomes possible. These examples show that the scope for testing perturbative QCD using fully nonperturbative lattice QCD results is not restricted to those mesons, or processes, which could be studied experimentally. Also note that no quark-line disconnected diagrams appear in Figure 2 and so they are irrelevant to any comparison between lattice QCD and the perturbative QCD result.

The key question to be answered is: at what Q^2 does perturbative physics start to be relevant to these form factors? Perturbative QCD allows us to connect these form factors, for example through determination of corrections to the distribution amplitudes, to other exclusive processes. If perturbative QCD is not valid until very high Q^2 values, then neither is this connection.

4. Results - K

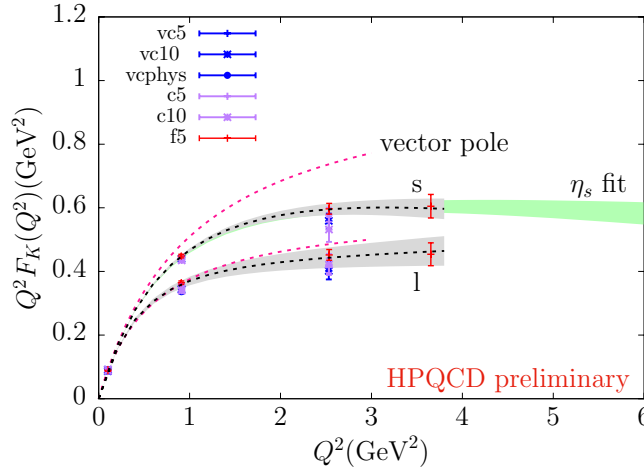


Figure 3: The vector form factor for the K meson. On the left we give results for the strange and light currents separately, with lattice results at three values of the lattice spacing and light quarks masses either $m_s/5$, $m_s/10$ or the physical value. The pink dotted lines show the form factor expected from vector pole-dominance. The fit results in the continuum limit for physical u/d quark mass are shown as the grey bands. The fit for the s -quark current is compared to our earlier result [1] for the η_s in green.

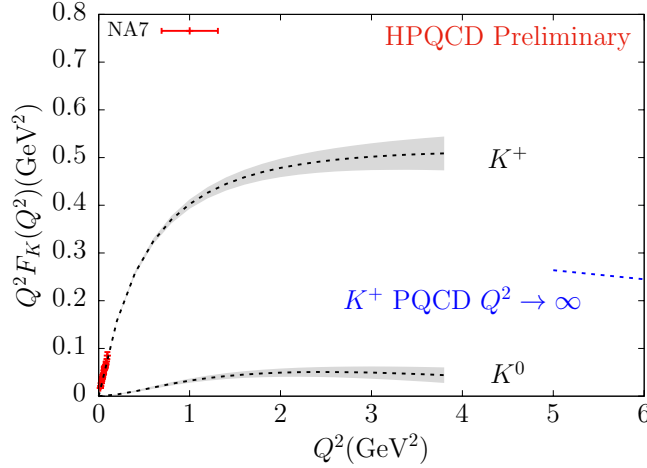


Figure 4: The vector form factor for the K^+ and K^0 mesons. The fit results in the continuum limit for physical u/d quark mass are shown as the grey bands. The red crosses show the results from NA7 [9] at small Q^2 .

After fitting 2-point and 3-point correlators simultaneously to multi-exponential forms, we obtain the form factor at a range of pa values on each gluon field ensemble studied. We then normalise the form factors as described and convert pa values into Q^2 in GeV^2 units using the lattice spacing.

To interpolate in Q^2 and allow extrapolation to physical light quark masses and to $a = 0$, we transform from Q^2 to z -space [1] and fit the combination $PF_{V,K}^q$ to a power-series in z , with coefficients that allow for a - and quark-mass dependence. Here P is $(1 + Q^2/M_v^2)$ where M_v is the appropriate vector mass expected from pole-dominance of the form factor at low Q^2 (i.e. ρ for the light-quark current and $F_{V,K}^l$ and ϕ for the s -quark current and $F_{V,K}^s$).

Figure 3 shows K form-factor results separately for light- and strange-quark currents (with electric charge set to 1 in both cases). The grey band gives the continuum and chiral fit. $Q^2 F_{V,K}$ is flat for both currents above 2 GeV^2 . Note how the s -current result agrees with our earlier η_s results [1], even though the ‘spectator’ quark is now a light one.

Combining form factors with appropriate electric charge weights allows us to obtain form factors for K^+ and K^0 as in Figure 4. Note the good agreement with NA7 results [9] at low Q^2 , but poor agreement with asymptotic perturbative QCD. There is also no sign of a trend downwards towards the perturbative result, as might be obtained from corrections to the asymptotic distribution amplitude.

5. Results - η_c

For valence charm quarks we are able to push to higher Q^2 values with good statistical precision. Figure 5 shows both the vector and scalar form factors (multiplied by Q^2) for the η_c , now up to Q^2 values well into what would normally be considered the perturbative regime.

The vector form factor is closer to the perturbative QCD result than was true at lower mass. The shape of the scalar form factor, however, is similar to that of the vector and does not show any

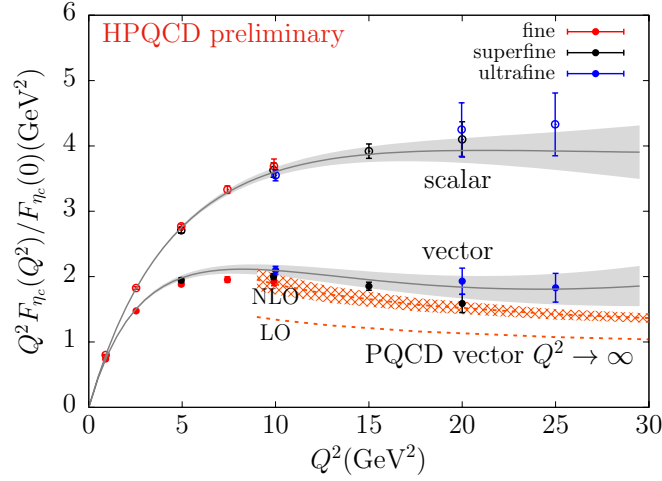


Figure 5: The vector and scalar form factors for the η_c meson (datapoints from 3 different values of the lattice spacing) and fit result extrapolated to $a = 0$ (grey bands). Both form factors are normalised by dividing by their value at $Q^2 = 0$. We also show the leading-order asymptotic perturbative QCD result (Eq. (3.1)) and the result from adding next-to-leading-order terms [7, 8] to the hard scattering kernel along with (hatched band) possible uncertainties from missing terms at α_s^3 .

sign of falling faster than $1/Q^2$ (so that $Q^2 \times F$ would fall) as would be expected from the helicity arguments above [6].

6. Conclusions

We are able to calculate the electromagnetic form factor for the K^+ meson for the first time from lattice QCD. This gives a clear prediction, with uncertainties at the few percent level, for experiments starting at Jefferson Lab [2]. We are able to obtain results up to Q^2 of 4 GeV^2 and, although this is not yet a high value of Q^2 , the disagreement with the asymptotic perturbative QCD result is substantial (a factor of 2).

As further tests of perturbative QCD we can calculate both vector and scalar form factors for the pseudoscalar η_c meson up to $Q^2 = 25 \text{ GeV}^2$. Similar qualitative features to those in the K case are seen, but with the gap closing somewhat between the vector form factor and the expected high- Q^2 perturbative QCD result.

Acknowledgements We are grateful to MILC for the use of their gluon field ensembles. This work was supported by the UK Science and Technology Facilities Council. The calculations used the DiRAC Data Analytic system at the University of Cambridge, operated by the University of Cambridge High Performance Computing Service on behalf of the STFC DiRAC HPC Facility (www.dirac.ac.uk). This is funded by BIS National e-infrastructure and STFC capital grants and STFC DiRAC operations grants.

References

- [1] J. Koponen et al, HPQCD, Phys. Rev. D **96**:054501 (2017), arXiv:1701.04250.

- [2] G. M. Huber et al, JLAB Experiment, E12-06-101,
[http : //www.jlab.org/exp_prog/proposals/06/PR12 – 06 – 101.pdf](http://www.jlab.org/exp_prog/proposals/06/PR12-06-101.pdf)
- [3] E. Follana et al, HPQCD, Phys. Rev. D**75**:054502 (2007), arXiv:hep-lat/0610092.
- [4] R. Dowdall et al, HPQCD, Phys. Rev. D**88**:074504 (2013), arXiv:1303.1670.
- [5] B. Chakraborty et al, HPQCD, Phys. Rev. D**91**:054508 (2015), arXiv:1408.4169.
- [6] G. P. Lepage and S. Brodsky, Phys. Lett. B**87**:359 (1979).
- [7] R. D. Field, R. Gupta, S. Otto and L. Chang, Nucl. Phys. B**186**:429 (1981).
- [8] B. Melic, B. Nizic, K. Passek, Phys. Rev. D**60**:074004 (1999), arXiv:hep-ph/9802204.
- [9] S. Amendolia et al, NA7, Phys. Lett. B**178**:435 (1986).