

Large population and long-term behavior of a stochastic binary opinion model [★]

Serap Tay Stamoulas^a, Muruhan Rathinam^b

^a*Department of Mathematics, Faculty of Science, Dicle University, Diyarbakır, 21280, Turkey*

^b*Department of Mathematics and Statistics, University of Maryland Baltimore County, 1000 Hilltop Circle, Baltimore, MD 21250*

Abstract

We propose and study a stochastic binary opinion model where agents in a group are considered to hold an opinion of 0 or 1 at each moment. An agent in the group updates his/her opinion based on the group's opinion configuration and his/her *personality*. Considering the number of agents with opinion 1 as a continuous time Markov process, we analyze the long-term probabilities for large population size in relation to the personalities of the group. In particular, we focus on the question of “balance” where both opinions are present in nearly equal numbers as opposed to “dominance” where one opinion is dominant.

Key words: stochastic binary opinion; opinion dynamics

1 Introduction

The study of opinion dynamics focuses on decision making process in multi-agent systems. This line of research dates back to 1950s [9]. Since then, the study of opinion dynamics has attracted researchers from diverse areas, and hence various approaches have been proposed for modeling of the evolution of opinions [3]. It is natural to assume that an agent's decision making process is influenced by the information he/she receives from the society. The influence of society has been considered in the form of the agent's interactions with his/her “neighbors.” An agent's neighbors can be chosen based on the agent's opinion [25,2,12,13,4] or based on a given communication graph independent of the opinions [6,16,10,4,1,15,29,27]. The set of possible opinions of a given agent at a given time may be regarded as a finite discrete set without any additional structure, the simplest example being a binary set [1,15,29,27,14,23,11,30,19,18,21], or alternatively as a continuum of values in \mathbb{R} or \mathbb{R}^d [25,2,12,6,28]. The structure of the \mathbb{R}^d imposes a concept of nearby opinions and leads to the notion of confidence bounds where an agent

may only interact with other agents within his/her confidence bound. See for instance [12,2,13,25,4]. In this paper, we shall focus on the binary opinion case and as such the notion of bounded confidence does not apply. See [1,15,29,27,14,23,11,30,19,18] for binary opinion models.

One simple way an agent can choose to update his/her opinion would be by interacting with his/her neighbor(s) and adopting the opinion of the neighbor or the leading opinion of the group of neighbors [14,23,11,30]. It is important to note that this opinion updating rule assumes that agents conform to the neighbor(s) with whom they are interacting, and hence it does not take agents' personalities into account. In this respect, [19,29,11,26,24,5] and references therein introduce agents with *personalities*. [29,11] include *stubborn* agents who do not change their opinion, however, influence other agents. *Independent* agents who change their opinions independent of the interactions are considered in [26]. As a special case of independent agents, *zealots* are introduced in [19]. Zealots are independent agents who may favor one opinion. [11,24,5] study *contrarian* agents who adopt the opposite of the leading opinion with a certain probability. The effect of contrarians and independent agents to the group's limiting behavior are discussed in [20]. The presence of *leaders* is considered in [7,18,15].

It is natural to focus on two possible extreme outcomes: balance of opinions and consensus where all agents agree.

[★] This paper was not presented at any IFAC meeting. Corresponding author S. T. Stamoulas.

Email addresses: serap.taystamoulas@dicle.edu.tr (Serap Tay Stamoulas), muruhan@umbc.edu (Muruhan Rathinam).

In reality, the situation is not “black or white”; for instance, one may find that in the long-term, one opinion is likely to be held by say 70% of the agents resulting in dominance of one opinion. The idea of balance of opinions and dominance of opinions are explored in [11,19,27] in discrete time setting in relation to the personalities of agents.

In this study, we propose a continuous time binary opinion model (say 0 or 1) for a group in which agents are considered to have personalities defined by a monotonic function and a spontaneity coefficient. An agent’s personality determines the effect of social influence on the agent (e.g., conformists, rebellious). Moreover, in our model, contrary to the pair-wise interaction of agents that are defined to be neighbors, agents are considered to be informed on the distribution of opinions in the entire group at each time t . We investigate various personality traits and their effect on the group’s limiting behavior for a large number of agents. In particular, the personality traits that lead to dominance of one opinion is our main interest. We note that, our model can be thought of as the result of a situation where agents do not change their mind after one (pairwise or group) interaction, but rather after several interactions. In this case, assuming all agents can interact with all others, in a large population an agent interacts with sufficiently many others before changing their mind and the sample from the sufficiently many can be taken as a good approximation of sampling the entire population.

We also assume (as is done in other models) that there is no “natural bias” towards one of the opinions. As an example, if the opinion is about whether the earth is flat or not, one would expect that in an informed society, agents are more likely to believe the truth. We are focused on the long-term probability distribution for the number of agents with opinion 1 when the number N of total agents is very large. In particular, we study the effects of agents’ personalities on balance and dominance of the opinions. We found that the shape of the so called conformity function plays an important role.

The paper is organized as follows. In Section 2 we introduce our binary model and focus on a *homogeneous* group. In section 3 we study the effects of personality of the (homogeneous) group on the group’s limiting behavior. We extend our model to *heterogeneous* groups and examine limiting decision behavior when the group is formed by two extreme personality classes in Section 4. The concluding remarks follow in Section 5.

2 The model and the homogeneous case

We consider a group of N agents where each agent holds an opinion from the set $\{0,1\}$. An agent flips his/her opinion based on the group’s current configuration and his/her *personality*. Here, *personality* of an agent i , $i =$

$1, \dots, N$, is given by the pair (ϕ_i, β_i) where $\phi_i : [0, 1] \rightarrow [0, \infty)$ is a monotonic function that accounts for *conformity*, β_i is a nonnegative quantity that accounts for *spontaneity*. We call a group *homogeneous* if all agents in the group share the same personality, $\phi = \phi_i, \beta = \beta_i \forall i = 1, \dots, N$. We first look at the case when the group is homogeneous.

We define $X^N(t)$ to be the number of agents holding opinion 1 at time $t \in [0, \infty)$ and assume that a given agent flips his/her opinion during a time interval $(t, t+h]$ with a probability

$$(\phi(n/N) + \beta)h + o(h) \quad h \rightarrow 0+, \quad (1)$$

where n is the number of agents with opposite opinion and N is the total number of agents at time t . Thus we note that $\phi(x)$ determines the rate of conformity where x is the fraction of the population holding the opposite view. We note that the pairwise interaction model is a special case of our model where ϕ is linear, that is $\phi(x) = \alpha x$ for some $\alpha > 0$.

This results in a Markov process model for $X^N(t)$ with the state space $\{0, 1, 2, \dots, N\}$. Moreover, we regard $X^N(t)$ as a birth-death process since when an agent flips his/her opinion, the process increases/decreases by one. Using the rate of opinion change for an agent defined by (1), the birth rate λ_i^N and the death rate μ_i^N at the state $X^N(t) = i$ can be written as follows:

$$\begin{aligned} \lambda_i^N &= \left(\phi \left(\frac{i}{N} \right) + \beta \right) (N - i) = (N - i) \phi \left(\frac{i}{N} \right) + \beta(N - i), \\ \mu_i^N &= \left(\phi \left(\frac{N - i}{N} \right) + \beta \right) i = i \phi \left(\frac{N - i}{N} \right) + \beta i. \end{aligned} \quad (2)$$

Since the state space $\{0, 1, 2, \dots, N\}$ is finite, $\lambda_N^N = 0$ and $\mu_0^N = 0$. Using these transition rates one can construct a transition rate matrix $Q^N = [q_{ij}^N]$, where $q_{i(i+1)}^N = \lambda_i^N$, $q_{i(i-1)}^N = \mu_i^N$, $q_{ii}^N = -\sum_{j \neq i} q_{ij}^N$ and $q_{ij}^N = 0 \forall j \notin \{i - 1, i, i + 1\}$.

We may rewrite the birth rate λ_i^N and the death rate μ_i^N as follows:

$$\begin{aligned} \lambda_i^N &= N\bar{\lambda} \left(\frac{i}{N} \right), \\ \mu_i^N &= N\bar{\mu} \left(\frac{i}{N} \right) \quad i = 0, 1, \dots, N, \end{aligned} \quad (3)$$

where $\bar{\lambda}, \bar{\mu} : [0, 1] \rightarrow [0, \infty)$ are given by

$$\begin{aligned} \bar{\lambda}(x) &= (1 - x)\phi(x) + \beta(1 - x), \\ \bar{\mu}(x) &= x\phi(1 - x) + \beta x. \end{aligned} \quad (4)$$

We define the probability $p^N(t) = (p_0^N(t), p_1^N(t), \dots, p_N^N(t))$, where $p_i^N(t) = \mathbb{P}[X^N(t) = i]$ for each $i = 0, 1, \dots, N$. The probability mass function satisfies the Kolmogorov's forward equation

$$\dot{p}_j^N(t) = \sum_k p_k^N(t) q_{kj}^N. \quad (5)$$

It should be noted that when *spontaneity* coefficient $\beta = 0$, the states $i = 0$ and $i = N$ are absorbing states since $\lambda_0^N = \mu_N^N = 0$. When $\beta > 0$, the birth-death process $X^N(t)$ is an irreducible Markov process with the finite state space $\{0, 1, 2, \dots, N\}$ and thus, $X^N(t)$ is ergodic and attains a unique stationary probability distribution as $t \rightarrow \infty$. The probability vector $p^N(t) \rightarrow \pi^N = (\pi_0^N, \pi_1^N, \dots, \pi_N^N)$ as $t \rightarrow \infty$ and π^N does not depend on the initial state $X^N(0)$. Using the detailed balance condition at stationarity, one can obtain

$$\pi_n^N = \frac{\lambda_{n-1}^N \lambda_{n-2}^N \dots \lambda_0^N}{\mu_n^N \mu_{n-1}^N \dots \mu_1^N} \pi_0^N, \quad n = 1, 2, \dots, N.$$

Hence,

$$\pi_n^N = \frac{R_n^N}{\sum_{k=0}^N R_k^N}, \quad n = 0, 1, \dots, N. \quad (6)$$

$$\pi_0^N = \frac{1}{\sum_{k=0}^N R_k^N}, \quad (7)$$

where

$$R_n^N = r_n^N r_{n-1}^N \dots r_1^N, \quad n = 1, 2, \dots, N \quad (8)$$

for $r_n^N = \frac{\lambda_{n-1}^N}{\mu_n^N}$ and $R_0^N = 1$.

3 The effects of the conformity function : The homogeneous case

In order to study $X^N(t)$ for large N and t , we shall consider the normalized process $X_N(t) = \frac{X^N(t)}{N}$. As $N \rightarrow \infty$, in the fluid limit, one expects X_N to converge to x where x satisfies the ODE

$$\dot{x}(t) = F(x(t)) = \bar{\lambda}(x(t)) - \bar{\mu}(x(t)), \quad (9)$$

where

$$F(x) = \phi(x)(1-x) - x\phi(1-x) + \beta(1-2x). \quad (10)$$

Intuitively, when N and t are both large, one expects the peaks of the probability distribution of $X_N(t)$ to occur near the stable equilibria of this ODE. This observation will motivate the rest of the analysis in this paper.

While we do not make new claims about rigorous limits as $t \rightarrow \infty$ and $N \rightarrow \infty$ jointly, some rigorous limits exist in literature that we mention here. A major result is that if F is C^1 (continuously differentiable), then given any finite time interval $[0, T]$, as $N \rightarrow \infty$ $X_N \rightarrow x$ uniformly on $[0, T]$ with probability one, and moreover a diffusion approximation for X_N is also available [8]. Since this result only considers the limit as $N \rightarrow \infty$ over finite intervals of time, one needs to be cautious in interpreting the large N and large t approximation. In particular, if one fixes any large final time t , and considers increasing N , then one expects distributions at time t to have peaks around the stable equilibria of the ODE. When F has a unique globally attractive equilibrium \bar{x} , under suitable conditions, as $N \rightarrow \infty$ one can rigorously justify a Gaussian approximation with mean \bar{x} for the stationary probability distribution (see Theorem 2.7 in [17]).

Henceforth, we shall study the system (9) for its stable equilibria. We note that $F(0) > 0$, $F(1) < 0$ and $\bar{x} = \frac{1}{2}$ is always an equilibrium for the dynamics (9). If $\bar{x} = \frac{1}{2}$ is the unique equilibrium, it will be globally attractive on $[0, 1]$. Then, for very large N , the stationary probability distribution will be a narrow Gaussian with mean \bar{x} and hence, the model leads to balance of opinions.

We shall see that the shape of the conformity function ϕ plays an important role in deciding if dominance of an opinion is likely. Intuitively, one may expect that greater conformity leads to dominance of one opinion while greater spontaneity leads to balance of opinions via a law of large number effect. However, our examples suggest that the dependence on ϕ is more subtle in that the shape of the function plays a crucial role. We see that when ϕ is strictly convex, for sufficiently small β dominance is observed. When ϕ is not strictly convex or if it is concave, we do not see dominance in our examples.

Remark: For the sake of precision, we shall use the term *balance* to mean the situation where there is only one stable equilibrium of (9) which is $\bar{x} = 1/2$. We shall use the term *dominance* rather loosely to stand for lack of balance.

In order to investigate the effects of ϕ , it makes sense to make some natural assumptions. The most natural conditions on $\phi : [0, 1] \rightarrow [0, \infty)$ are that $\phi(0) = 0$ and ϕ is increasing for conformity, and $\phi(1) = 0$ and decreasing for *rebelliousness* (opposite of conformity).

Theorem 1 Consider conformity function $\phi(x) : [0, 1] \rightarrow [0, \infty)$ such that $\phi'(x)$ strictly increasing on $(0, 1)$ and suppose that $\phi(0) = 0$. Then for sufficiently small β , the equilibrium $\bar{x} = 1/2$ is unstable and hence the model leads to dominance of one opinion for large N and large t .

Proof 1 Define $G(x) = \phi(x)(1-x) - x\phi(1-x)$. Then,

the vector field (10) is

$$F(x) = G(x) + \beta(1 - 2x).$$

We note that $G(0) = G(1/2) = G(1) = 0$. We note that $F'(1/2) = G'(1/2) - 2\beta$, and that

$$G'(1/2) = \phi'(1/2) - 2\phi(1/2).$$

Using the mean value theorem for $\phi(x)$ on $[0, 1/2]$, we conclude that for some $c \in (0, 1/2)$,

$$\phi'(c) = \frac{\phi(1/2) - \phi(0)}{1/2} = 2\phi(1/2),$$

since $\phi(0) = 0$. Thus,

$$G'(1/2) = \phi'(1/2) - \phi'(c) > 0, \quad c \in (0, 1/2)$$

since $\phi'(x)$ is strictly increasing on $(0, 1)$. Then $F'(1/2) = G'(1/2) - 2\beta > 0$ for sufficiently small β and thus $1/2$ is unstable. On the other hand since $F(0) = \beta > 0$, $F(1) = -\beta < 0$ there must be at least two (symmetrically placed) equilibria, one in $(0, 1/2)$, and the other in $(1/2, 1)$. Moreover, generically, these equilibria will be stable, and hence the model leads to dominance of one opinion for large N and large t .

Next, we provide examples with various conformity functions ϕ and investigate the stable equilibria to predict dominance or balance. We shall also check the prediction from the stable equilibria of the ODE model against computational results of the stationary probability distributions. We note that, there are two methods to compute the stationary distributions. One is to use the formulas (6) and (7) and the other is to use an ODE solver to compute the solution to (5). For very large N values, our numerical experiments suggest that using (6) and (7) provide more accurate results compared to the ODE solver. Hence, throughout this study, we refer to (6) and (7) to verify our predictions from the stable equilibria of (9).

Example 1 Consider the simplest example of $\phi(x) = x$. This is convex, but not strictly so. In this case, the rate that an agent changes his/her opinion is $\frac{n}{N} + \beta$. Using (9), we can conclude that as N gets large $\bar{X}_N(t)$ converges to $x(t)$, where

$$\dot{x}(t) = \beta(1 - 2x(t)) \quad (11)$$

Since this ODE has a unique equilibrium at $\bar{x} = \frac{1}{2}$ that is globally attractive, regardless of spontaneity coefficient $\beta > 0$, it is expected that the group will reach balance of opinions as can be observed in Fig. 1. We note that in Fig. 1(b) the bell shape curve becomes narrower as N gets larger.

It is thus interesting to note that as long as $\beta > 0$, no matter how small, one expects balance of opinions.

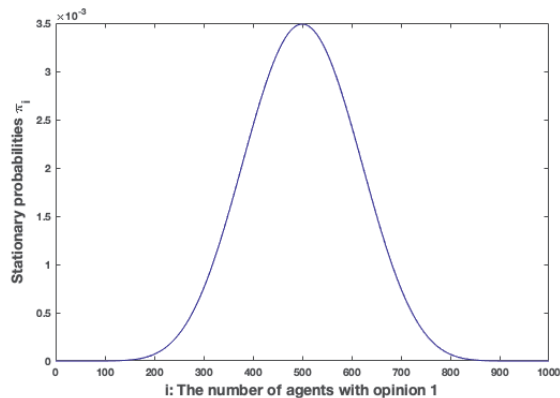
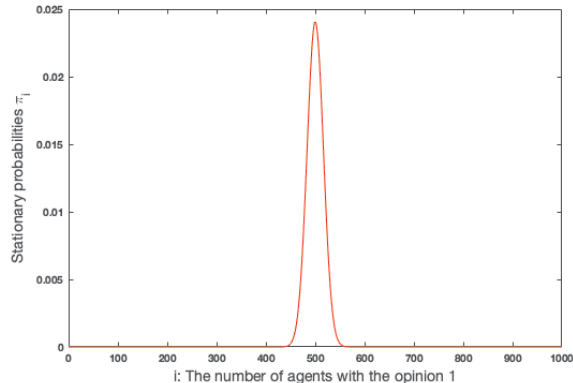


Fig. 1. Exact values of the stationary probabilities calculated using (6) and (7) for $\phi(x) = x$ and $N = 1000$. (a) $\beta = 5$. (b) $\beta = 0.01$.

Example 2 Consider $\phi(x) = x^2$ which is strictly convex. The limiting ODE is

$$\dot{x}(t) = (1 - 2x(t))(x(t)^2 - x(t) + \beta). \quad (12)$$

It is easy to see that (12) has three possible equilibria; $\bar{x}_1 = \frac{1}{2}$ and $\bar{x}_{2,3} = \frac{1}{2} \pm \frac{\sqrt{1-4\beta}}{2}$. Hence, based on the choice of spontaneity coefficient β , different scenarios are expected. When $\beta \geq \frac{1}{4}$, the stable equilibrium is $\bar{x}_1 = \frac{1}{2}$ and the model leads to balance of opinions. On the other hand, when $\beta < \frac{1}{4}$, the stable equilibria are $\bar{x}_{2,3}$ and the model leads to dominance. In Fig. 2(a) one can observe that the model leads to balance of opinions for $\beta = 5$. On the other hand, when $\beta = 0.2$, as can be seen in Fig. 2(b), the model leads to dominance of one opinion.

Example 3 We consider $\phi(x) = 1 - x^2$ to explore the impact of rebelliousness in our model. In this case, the rate an agent changes his/her opinion is $\frac{N^2 - n^2}{N^2} + \beta$.

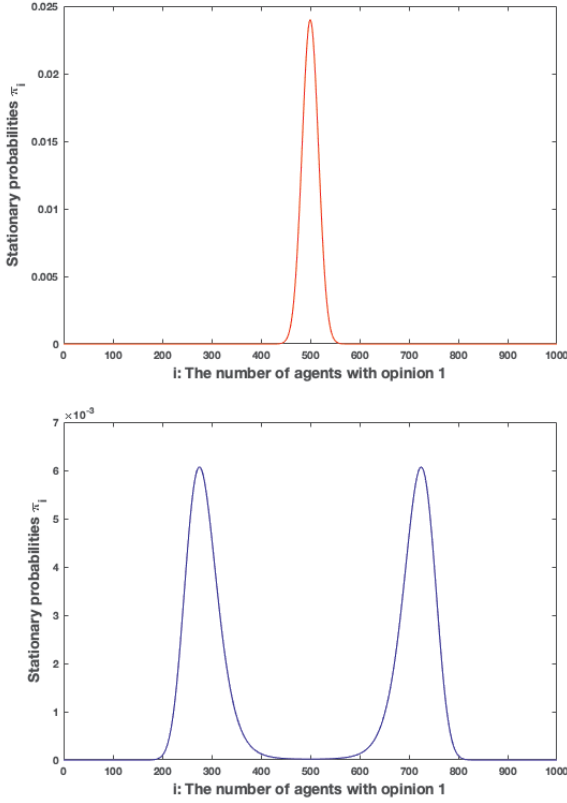


Fig. 2. Exact values of the stationary probabilities calculated using (6) and (7) for $\phi(x) = x^2$ and $N = 1000$. (a) $\beta = 5$. (b) $\beta = 0.2$.

Hence, as the number of agents with the opposite opinion increases, the rate of opinion change decreases. The limiting ODE for this model is

$$\dot{x}(t) = (x(t)^2 - x(t) - 1 - \beta)(2x(t) - 1). \quad (13)$$

One can see that (13) has a unique equilibrium at $\bar{x} = \frac{1}{2}$ regardless of the spontaneity coefficient $\beta > 0$. Thus, we can conclude that the model leads to balance of opinions as can also be observed in Fig. 3.

Example 4 Let $\phi(x) = \sqrt{x}$ which is concave. Then the corresponding ODE is

$$\dot{x}(t) = (1 - 2x(t)) \left(\frac{\sqrt{x(t)}\sqrt{1-x(t)}}{\sqrt{1-x(t)} + \sqrt{x(t)}} + \beta \right). \quad (14)$$

We first observe that F is not C^1 on $[0, 1]$ and the fluid limit theorem does not apply. Nevertheless, we proceed heuristically to look for the stable equilibria. One can observe that $\bar{x} = 1/2$ is the only equilibrium for (14). Thus, one may expect that the model will lead to balance of opinions regardless of the choice of the spontaneity coefficient β as can be observed in Fig. 4.

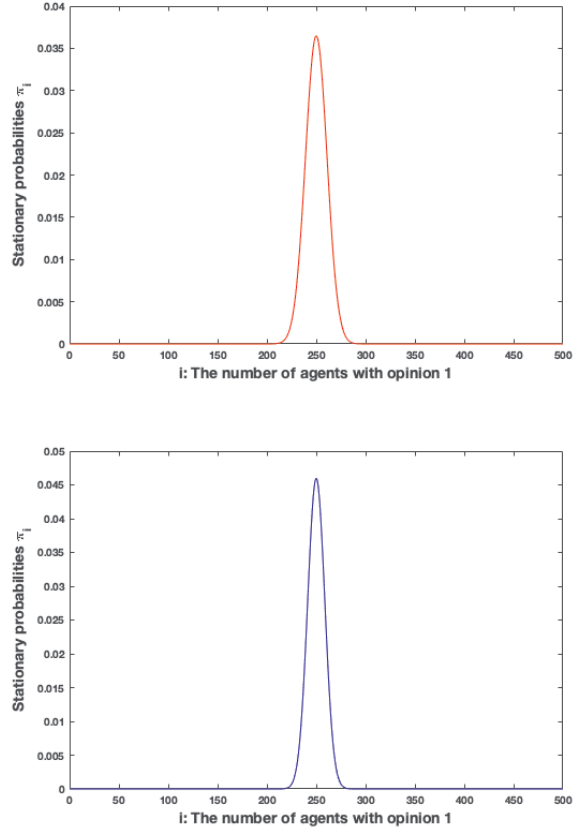


Fig. 3. Exact values of the stationary probabilities calculated using (6) for $\phi(x) = 1 - x^2$ and $N = 500$. (a) $\beta = 7$. (b) $\beta = 0.001$.

Example 5 Consider the monotone increasing, convex conformity function $\phi(x) = \frac{x}{1-x}$, so that the conformity function is the ratio of the fraction of agents with opposite opinion to those with the same opinion. Then, the rate of change of one's opinion is $n/(N-n) + \beta$. We note that $\phi(x)$ has a singularity at $x = 1$ and that (3) does not hold for $i = 0, N$, and hence the fluid limit theorem does not hold. Nevertheless, we proceed heuristically to consider F in (10) which is given by

$$F(x) = (\beta - 1)(1 - 2x),$$

which has only one equilibrium $\bar{x} = 1/2$ and it is (asymptotically) stable if and only if $\beta > 1$. Thus we expect balance for $\beta > 1$. When $\beta < 1$, we expect dominance of one opinion.

This heuristic is verified both by our numerical computation of the stationary probabilities as well as the asymptotic formulas for the stationary probabilities (6) and (7) that we derive in Appendix A.

In Fig. 5, we present an example for $\beta < 1$ case. In this experiment we use $\beta = 0.2$ and $N = 100$. Fig. 5. shows

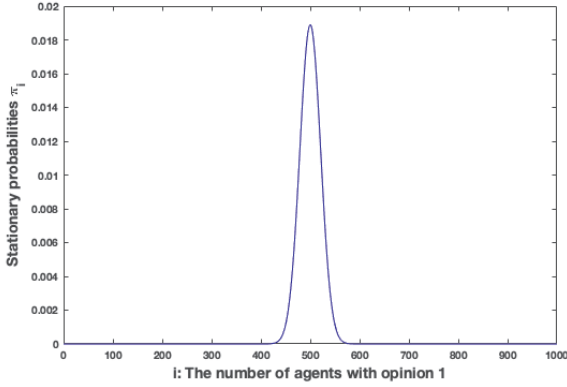
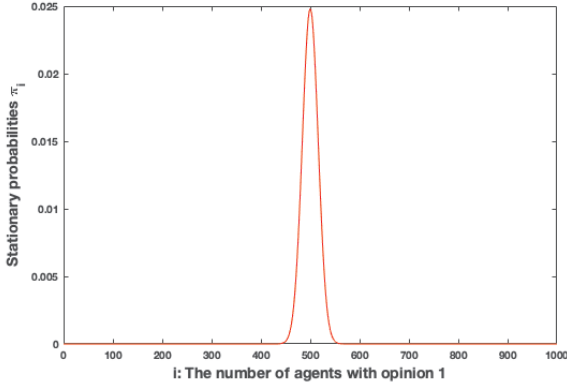


Fig. 4. Exact values of the stationary probabilities calculated using (6) and (7) for $\phi(x) = \sqrt{x}$ and $N = 1000$. (a) $\beta = 10$. (b) $\beta = 0.1$.

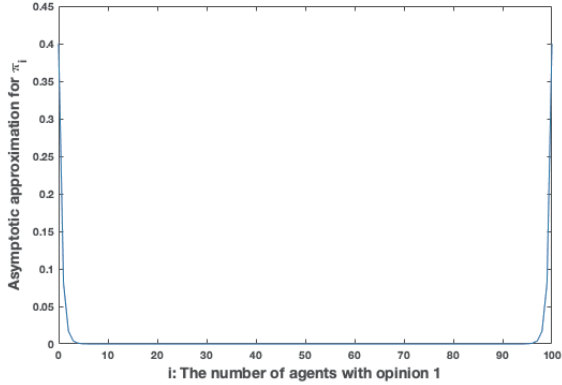


Fig. 5. Asymptotic approximation $\tilde{\pi}^N$ when $\phi(x) = \frac{x}{1-x}$, $\beta = 0.2$ and $N = 100$.

the asymptotic approximation $\tilde{\pi}^N = (\tilde{\pi}_1^N, \tilde{\pi}_2^N, \dots, \tilde{\pi}_N^N)$ calculated in (A.13). As shown in Fig. 5 our model leads to dominance of one opinion. On the other hand, an example of $\beta > 1$ case is shown in Fig. 6 and it displays the approximations for stationary probabilities, $\tilde{\pi}^N$, calculated using (A.17). As seen in Fig. 6 the model leads to balance of opinions.

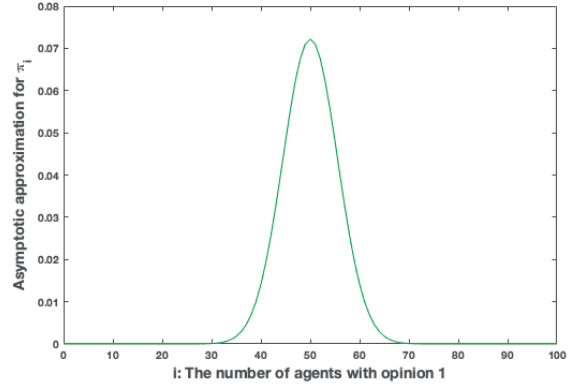


Fig. 6. Asymptotic approximation for $\tilde{\pi}^N$ when $\phi(x) = \frac{x}{1-x}$, $\beta = 10$ and $N = 100$.

4 Heterogeneous binary opinion dynamics

Let us consider the case where the group is *heterogeneous*. Namely, suppose we have m personality classes of agents such that all agents within a class i (where $i = 1, \dots, m$) have the same personality (ϕ_i, β_i) , but personalities differ among the classes. This results in a Markov process model where the state is a vector $x = (x_1, \dots, x_m)$ where $0 \leq x_i \leq N_i$ is the number of class i agents who hold opinion 1 with N_i being the total number of class i agents. We assume that the personalities of agents is fixed in time, thus N_i is a constant for each i and $N = N_1 + \dots + N_m$ is the total number of all agents. We note that during a time interval $(t, t+h]$ an agent from class i will flip with probability

$$(\phi_i(n/N) + \beta_i)h + o(h) \quad h \rightarrow 0+,$$

where n is the total number of all agents who have the opposite opinion to that of the given agent. We shall be concerned with the case of large N with the fractions $k_i = N_i/N$ within classes being held constant.

This results in a family of Markov process $X^N(t)$ which undergo a jump e_i or $-e_i$ for $i = 1, \dots, m$ (here $e_i \in \mathbb{R}^m$ is the vector with i th component equal to one and all others equal to zero) with corresponding class i birth and death rates given by

$$\begin{aligned} \lambda_i^N(x) &= \phi_i \left(\frac{|x|}{N} \right) (N_i - x_i) + \beta_i (N_i - x_i), \\ \mu_i^N(x) &= \phi_i \left(1 - \frac{|x|}{N} \right) x_i + \beta_i x_i, \end{aligned} \quad (15)$$

where given the state $x = (x_1, \dots, x_m)$ we denote by $|x|$ the total number of agents holding opinion 1:

$$|x| = \sum_{i=1}^m x_i.$$

We note that $0 \leq x_i \leq N_i$. We shall consider the normalized process $X_N(t) = X^N(t)/N$, where $X_{N,i}(t)$ is the fraction of class i agents with opinion 1 where the fraction is normalized by N and not N_i . We may write

$$\begin{aligned}\lambda_i^N(x) &= N\bar{\lambda}_i\left(\frac{x}{N}\right), \\ \mu_i^N(x) &= N\bar{\mu}_i\left(\frac{x}{N}\right)\end{aligned}$$

where

$$\begin{aligned}\bar{\lambda}_i(x) &= \phi_i(|x|)(k_i - x_i) + \beta_i(k_i - x_i), \\ \bar{\mu}_i(x) &= \phi_i(1 - |x|)x_i + \beta_ix_i,\end{aligned}\quad (16)$$

where as before $|x| = x_1 + \dots + x_m$.

In the fluid limit, as $N \rightarrow \infty$, one expects X_N to converge to x where x satisfies the ODE

$$\dot{x}(t) = F(x(t)),$$

where the m dimensional vector field F is given by

$$F_i(x) = \bar{\lambda}_i(x) - \bar{\mu}_i(x), \quad i = 1, \dots, m,$$

which simplifies to

$$F_i(x) = \beta_i(k_i - 2x_i) + \phi(|x|)(k_i - x_i) - \phi(1 - |x|)x_i \quad (17)$$

for $i = 1, \dots, m$. When N and t are both large, we expect to see the peaks of the probability distribution of $X_N(t)$ to occur near the stable equilibria of this ODE. We note that $\bar{x} = (k_1/2, \dots, k_m/2)$ is always an equilibrium.

Example with two extreme personality classes

We consider the case of two extreme personality classes (ϕ_i, β_i) for $i = 1, 2$ where

$$\begin{aligned}\phi_1(\xi) &= \phi(\xi), & \beta_1 &= 0, \\ \phi_2(\xi) &= 0, & \beta_2 &= \beta > 0,\end{aligned}\quad (18)$$

where $\phi : [0, 1] \rightarrow \mathbb{R}$ is a monotonic function. We note that class 1 corresponds to total conformity and class 2 corresponds to total spontaneity. Let us write $k_1 = 2k$ (thus k is half the fraction of class 1) and thus $k_2 = 1 - 2k$. This results in

$$\begin{aligned}F_1(x) &= \phi(x_1 + x_2)(2k - x_1) - \phi(1 - x_1 - x_2)x_1, \\ F_2(x) &= \beta(1 - 2k - 2x_2).\end{aligned}\quad (19)$$

At an equilibrium, clearly $x_2 = \frac{1}{2} - k$ and $\bar{x} = (k, 1/2 - k)$ is always an equilibrium. Additional equilibria are found by solving the equation

$$F_1(x) = \phi\left(x_1 + \frac{1}{2} - k\right)(2k - x_1) - \phi\left(\frac{1}{2} - x_1 + k\right)x_1 \quad (20)$$

for x_1 . We note that class 2 (spontaneous class) is always expected to reach a balance since at an equilibrium $x_2 = \frac{1-2k}{2} = \frac{k_2}{2}$.

Theorem 2 *Consider the group with two extreme personality classes (18) such that the derivative of conformity function, $\phi'(x)$, is strictly increasing on $(0, 1)$ and the fraction of the class of conformists $2k > \frac{2\phi(1/2)}{\phi'(1/2)}$. Then the equilibrium $\bar{x} = (k, 1/2 - k)$ is unstable and hence the model (18) leads to dominance of one opinion for large N and large t .*

Proof 2 *Note that it is sufficient to study the limiting behavior of the class of conformists to conclude the whole group's behavior for large N and t . Next, we analyze the stability of the equilibrium $(k, 1/2 - k)$. The Jacobian at the equilibrium,*

$$J(1/2 - k, k) = \begin{bmatrix} \frac{\partial F_1}{\partial x_1} & \frac{\partial F_1}{\partial x_2} \\ \frac{\partial F_2}{\partial x_1} & \frac{\partial F_2}{\partial x_2} \end{bmatrix}.$$

Since $\frac{\partial F_2}{\partial x_1} = 0$, eigenvalues at the equilibrium are

$$\epsilon_1 = \frac{\partial F_1}{\partial x_1}, \quad \epsilon_2 = \frac{\partial F_2}{\partial x_2} = -2\beta < 0,$$

where

$$\epsilon_1 = 2k\phi'(1/2) - 2\phi(1/2).$$

Solving for k to study the sign of ϵ_1 , we conclude that when $2k < \frac{2\phi(1/2)}{\phi'(1/2)}$, $\epsilon_1 < 0$ and hence the equilibrium $(k, 1/2 - k)$ is stable leading to balance for the conformists and thus for the entire group.

However, when $2k > \frac{2\phi(1/2)}{\phi'(1/2)}$, the equilibrium $(k, 1/2 - k)$ is unstable. On the other hand, since $0 \leq x_1 + x_2 \leq 1$, at an equilibrium $0 \leq x_1 \leq \frac{1}{2} + k$ where $0 < k < 1/2$. We note that there are no other equilibrium points except those on the line $x_2 = 1 - 2k$ as shown in Fig. 7.

Moreover, from (20) one can conclude that $F_1(0, \frac{1}{2} - k) = 2k\phi(\frac{1}{2} - k) > 0$, $F_1(\frac{1}{2} + k, \frac{1}{2} - k) = (k - \frac{1}{2})\phi(1) < 0$. Thus, there have to be two other equilibria on the line $x_2 = \frac{1}{2} - k$ that are symmetrically placed. For one of such equilibrium point $x_1 \in (0, k)$ and for the other $x_1 \in (k, \frac{1}{2} + k)$. Moreover, generically, these equilibria will be stable and conformists as well as the entire group will reach dominance of one opinion for large N and t . Table 1 summarizes the limiting behaviors of the classes with respect to the fraction of class populations.

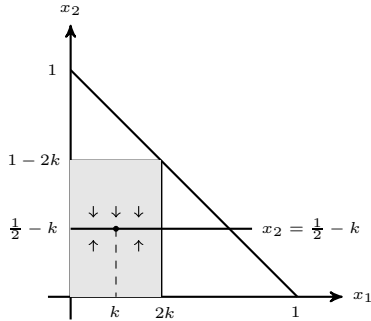


Fig. 7. Phase portrait of the system $\dot{X} = F$ with (19). The equilibria is on the line $x_2 = \frac{1}{2} - k$ and $(k, \frac{1}{2} - k)$ is always an equilibrium. Values of x_2 evolves towards the line $x_2 = \frac{1}{2} - k$ for any initial condition and regardless of x_1 values.

Table 1

Limiting behavior of group classes with respect to the fraction of conformists, $2k$

	$2k < \frac{2\phi(1/2)}{\phi'(1/2)}$	$2k > \frac{2\phi(1/2)}{\phi'(1/2)}$
Class 1 (conformists)	balance	dominance
Class 2 (spontaneous)	balance	balance
Whole group	balance	dominance

Example 1 Consider $\phi(x) = x$. The corresponding ODE has a unique equilibrium $(k, 1/2 - k)$ and it is stable ($\epsilon_1 = 2k - 1$, $\epsilon_2 = -2\beta$). Thus regardless of the choice of β and the fraction of the class of conformists, $2k$, this model leads to balance in both classes. Therefore, the whole group reaches balance.

Example 2 Let $\phi(x) = x^2$. In this case, when conformists are less than 50% of the population, $2k < \frac{1}{2}$, the corresponding ODE has only one equilibria $(k, 1/2 - k)$ and it is stable ($\epsilon_1 = 2k - 1/2$). Thus, conformists reach balance as well as the spontaneous class, and hence the entire group reaches balance for large N and large t . On the other hand, when conformists are more than 50% of the population, $2k > \frac{1}{2}$, the equilibrium $(k, 1/2 - k)$ is unstable and the class of conformists reaches to dominance of one opinion. In fact, the other two equilibria are $(k \pm \frac{\sqrt{4k-1}}{2}, 1/2 - k)$ and the stability analysis suggests that these equilibrium points are stable. Hence, the model leads to dominance for the whole group. One Example is given in Fig. 8 where probabilities are computed using Monte Carlo simulations of 10.000 trajectories. Here, the total number of agents is $N = 120$ with $N_1 = 100$ ($2k = 5/6$) being the population of the conformists where $\phi(x) = x^2$ and spontaneity coefficient $\beta = 0.02$.

5 Conclusions

We have proposed a simple binary model where agents hold an opinion from the set $\{0, 1\}$ at any time $t \geq 0$. An

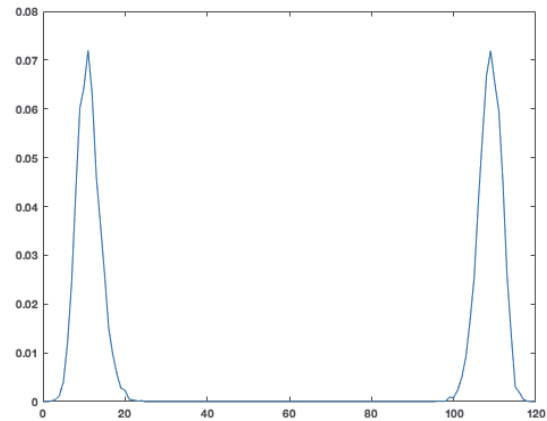


Fig. 8. Empirical probability mass function for the number of agents with opinion 1 at time $T = 100$ for the case of two extreme classes with $\phi(x) = x^2$ and $\beta = 0.02$.

agent flips his/her opinion based on the number of agents with opinion 1 in the entire population. The influence of the group on an agent is determined by his/her personality. A personality is formed by a conformity function ϕ and a spontaneity coefficient β . When all agents in the group share the same personality, we call the group homogeneous.

Initially, focusing on a homogeneous group, we analyzed the long time probabilities for a large population size for different personality characteristics of the group. The question of what personality characteristics lead to dominance of one opinion was studied. We found that the shape of the conformity function, namely strict convexity or lack thereof, seems to be an important determining factor in whether dominance of one opinion occurs for sufficiently small β .

We extended our model to a heterogeneous group, where the group consists of different personality classes. In particular, when the group is formed by two extreme classes, complete conformity and complete spontaneity, the dominance of group opinion is analyzed. In this example, we found that the fraction of the pure conformists was a key determining factor of dominance along with the strict convexity of ϕ .

References

- [1] Marco Bartolozzi, Derek Bruce Leinweber, and Anthony William Thomas. Stochastic opinion formation in scale-free networks. *Physical Review E*, 72(4):046113, 2005.
- [2] Vincent D Blondel, Julien M Hendrickx, and John N Tsitsiklis. Continuous-time average-preserving opinion dynamics with opinion-dependent communications. *SIAM Journal on Control and Optimization*, 48(8):5214–5240, 2010.
- [3] Claudio Castellano, Santo Fortunato, and Vittorio Loreto. Statistical physics of social dynamics. *Reviews of modern physics*, 81(2):591, 2009.

[4] Francesca Ceragioli and Paolo Frasca. Continuous and discontinuous opinion dynamics with bounded confidence. *Nonlinear Analysis: Real World Applications*, 13(3):1239–1251, 2012.

[5] Marta S de la Lama, Juan M López, and Horacio S Wio. Spontaneous emergence of contrarian-like behaviour in an opinion spreading model. *EPL (Europhysics Letters)*, 72(5):851, 2005.

[6] Morris H DeGroot. Reaching a consensus. *Journal of the American Statistical Association*, 69(345):118–121, 1974.

[7] Andrea Ellero, Giovanni Fasano, and Annamaria Sorato. Stochastic model of agent interaction with opinion leaders. *Physical Review E*, 87(4):042806, 2013.

[8] Stewart N Ethier and Thomas G Kurtz. *Markov processes: characterization and convergence*, volume 282. John Wiley & Sons, 2009.

[9] John RP French Jr. A formal theory of social power. *Psychological review*, 63(3):181, 1956.

[10] Noah E Friedkin and Eugene C Johnsen. Social influence and opinions. *Journal of Mathematical Sociology*, 15(3-4):193–206, 1990.

[11] Serge Galam. Modeling the forming of public opinion: an approach from sociophysics. *Global Economics and Management Review*, 18(1):2–11, 2013.

[12] Rainer Hegselmann, Ulrich Krause, et al. Opinion dynamics and bounded confidence models, analysis, and simulation. *Journal of artificial societies and social simulation*, 5(3), 2002.

[13] Julien M Hendrickx and Alex Olshevsky. On symmetric continuum opinion dynamics. *SIAM Journal on Control and Optimization*, 54(5):2893–2918, 2016.

[14] Richard A Holley and Thomas M Liggett. Ergodic theorems for weakly interacting infinite systems and the voter model. *The annals of probability*, pages 643–663, 1975.

[15] Janusz A Holyst, Krzysztof Kacperski, and Frank Schweitzer. Phase transitions in social impact models of opinion formation. *Physica A: Statistical Mechanics and its Applications*, 285(1):199–210, 2000.

[16] Peng Jia, Anahita MirTabatabaei, Noah E Friedkin, and Francesco Bullo. Opinion dynamics and the evolution of social power in influence networks. *SIAM review*, 57(3):367–397, 2015.

[17] Thomas G Kurtz. Limit theorems and diffusion approximations for density dependent markov chains. In *Stochastic Systems: Modeling, Identification and Optimization, I*, pages 67–78. Springer, 1976.

[18] JAHO Lyst, Krzysztof Kacperski, and Frank Schweitzer. Social impact models of opinion dynamics. *Annual reviews of computational physics*, 9:253–273, 2002.

[19] Mauro Mobilia, A Petersen, and Sidney Redner. On the role of zealotry in the voter model. *Journal of Statistical Mechanics: Theory and Experiment*, 2007(08):P08029, 2007.

[20] Piotr Nyczka and Katarzyna Sznajd-Weron. Anticonformity or independence??insights from statistical physics. *Journal of Statistical Physics*, 151(1-2):174–202, 2013.

[21] Filippo Palombi and Simona Toti. Stochastic dynamics of the multi-state voter model over a network based on interacting cliques and zealot candidates. *Journal of Statistical Physics*, 156(2):336–367, 2014.

[22] HL Royden and PM Fitzpatrick. Real analysis. 4th, 2010.

[23] Maxi San Miguel, Victor M Eguiluz, Raul Toral, and Konstantin Klemm. Binary and multivariate stochastic

models of consensus formation. *Computing in Science & Engineering*, 7(6):67–73, 2005.

[24] Johannes J Schneider. The influence of contrarians and opportunists on the stability of a democracy in the sznajd model. *International Journal of Modern Physics C*, 15(05):659–674, 2004.

[25] Serap Tay Stamoulas and Muruhan Rathinam. Convergence, stability, and robustness of multidimensional opinion dynamics in continuous time. *SIAM Journal on Control and Optimization*, 56(3):1938–1967, 2018.

[26] K Sznajd-Weron, M Tabiszewski, and André M Timpanaro. Phase transition in the sznajd model with independence. *EPL (Europhysics Letters)*, 96(4):48002, 2011.

[27] Katarzyna Sznajd-Weron and Jozef Sznajd. Opinion evolution in closed community. *International Journal of Modern Physics C*, 11(06):1157–1165, 2000.

[28] Gérard Weisbuch, Guillaume Deffuant, Frédéric Amblard, and Jean-Pierre Nadal. Meet, discuss, and segregate! *Complexity*, 7(3):55–63, 2002.

[29] Ercan Yildiz, Asuman Ozdaglar, Daron Acemoglu, Amin Saberi, and Anna Scaglione. Binary opinion dynamics with stubborn agents. *ACM Transactions on Economics and Computation*, 1(4):19, 2013.

[30] Damián H Zanette and Santiago Gil. Opinion spreading and agent segregation on evolving networks. *Physica D: Nonlinear Phenomena*, 224(1-2):156–165, 2006.

A Asymptotic approximations in Example 5

In order to obtain an approximation for the values of π_n^N in (6) and (7) for large N , we first approximate R_n^N given by (8) and then acquire an approximation for the sum $S^N = \sum_{k=0}^N R_k^N$. For $n = 1, 2, \dots, N$, we may write

$$\frac{1}{N} \ln(R_n^N) = \frac{1}{N} \sum_{j=1}^n \ln \left(\bar{\lambda} \left(\frac{j-1}{N} \right) \right) - \frac{1}{N} \sum_{j=1}^n \ln \left(\bar{\mu} \left(\frac{j}{N} \right) \right). \quad (\text{A.1})$$

The following lemma will help us to understand the right hand side of (A.1) asymptotically.

Lemma 1 *Let $h : [0, 1] \rightarrow \mathbb{R}$ be a C^2 function on its domain. Consider the partition $0 = x_0 < x_1 < \dots < x_N = 1$ with $x_k - x_{k-1} = \frac{1}{N}$. Consider $x = \frac{n}{N}$ be fixed. Then, as $N \rightarrow \infty$*

$$N \int_0^x h(t) dt - \sum_{k=1}^n h(x_{k-1}) \rightarrow \frac{h(x) - h(0)}{2}, \quad (\text{A.2})$$

$$\sum_{k=1}^n h(x_k) - N \int_0^x h(t) dt \rightarrow \frac{h(x) - h(0)}{2}. \quad (\text{A.3})$$

Proof 3 *Using Taylor expansion of $h(t)$, $t \in [x_{k-1}, x_k]$ about x_{k-1} , we may write*

$$h(t) - h(x_{k-1}) = h'(x_{k-1})(t - x_{k-1}) + \frac{1}{2} h''(\xi_k(t))(t - x_{k-1})^2,$$

where $\xi_k(t) \in (x_{k-1}, t)$. Integrating both sides of the equation above on the interval $[x_{k-1}, x_k]$,

$$\begin{aligned} e_k &:= \int_{x_{k-1}}^{x_k} h(t) dt - h(x_{k-1})(x_k - x_{k-1}) \\ &= \frac{1}{2N^2} h'(x_{k-1}) + T_{k,N}, \end{aligned}$$

where $T_{k,N} = \int_{x_{k-1}}^{x_k} \frac{1}{2} h''(\xi_k(t))(t - x_{k-1})^2 dt$. Now, summing over $k = 1, \dots, n$ we reach

$$\begin{aligned} \sum_{k=1}^n e_k &= \int_0^x h(t) dt - \sum_{k=1}^n h(x_{k-1}) \frac{1}{N} \\ &= \sum_{k=1}^n \frac{1}{2N^2} h'(x_{k-1}) + \sum_{k=1}^n T_{k,N}. \end{aligned} \quad (\text{A.4})$$

Consider the right hand side of (A.4). As $N \rightarrow \infty$,

$$N \left(\sum_{k=1}^n \frac{1}{2N^2} h'(x_{k-1}) \right) \rightarrow \frac{1}{2} \int_0^x h'(t) dt = \frac{h(x) - h(0)}{2}. \quad (\text{A.5})$$

Moreover, since $h''(x)$ is continuous and hence bounded on $[0, 1]$, for some $M < \infty$ we may write

$$\sum_{k=1}^n T_{k,N} \leq \sum_{k=1}^n \int_{x_{k-1}}^{x_k} \frac{1}{2} M (t - x_{k-1})^2 dt = \sum_{k=1}^n \frac{M}{6N^3}.$$

Hence, for $N \rightarrow \infty$,

$$N \sum_{k=1}^n T_{k,N} \leq \sum_{k=1}^n \frac{M}{6N^2} \rightarrow 0. \quad (\text{A.6})$$

Considering (A.4) together with (A.5) and (A.6), we may write

$$N \left(\frac{1}{N} \sum_{k=1}^n h(x_{k-1}) \right) \sim N \int_0^x h(t) dt - \frac{h(x) - h(0)}{2}, \quad N \rightarrow \infty.$$

This proves (A.2). Similarly, one can easily obtain (A.3).

Since $\ln(\bar{\lambda}(x))$ and $\ln(\bar{\mu}(x))$ are C^2 on their domain, considering (A.1) in the light of Lemma 1, we reach that for large N ,

$$\frac{1}{N} \ln(R_n^N) \sim \int_0^x \ln \left(\frac{\bar{\lambda}(t)}{\bar{\mu}(t)} \right) dt - \frac{1}{N} \left\{ \frac{1}{2} \ln \left(\frac{\bar{\lambda}(x)\bar{\mu}(x)}{\bar{\lambda}(0)\bar{\mu}(0)} \right) \right\}. \quad (\text{A.7})$$

Let us define

$$F(x) := \int_0^x \ln \left(\frac{\bar{\lambda}(t)}{\bar{\mu}(t)} \right) dt, \quad H(x) := \frac{1}{2} \ln \left(\frac{\bar{\lambda}(x)\bar{\mu}(x)}{\bar{\lambda}(0)\bar{\mu}(0)} \right). \quad (\text{A.8})$$

Then,

$$R_n^N \sim \exp \left(NF \left(\frac{n}{N} \right) - H \left(\frac{n}{N} \right) \right), \quad N \rightarrow \infty.$$

Therefore,

$$S^N = \sum_{n=0}^N R_n^N \sim \sum_{n=0}^N \exp \left(NF \left(\frac{n}{N} \right) - H \left(\frac{n}{N} \right) \right), \quad N \rightarrow \infty. \quad (\text{A.9})$$

We note that

$$\begin{aligned} F(x) &= \int_0^x \ln \left(\frac{(1-\beta)t + \beta}{(\beta-1)t + 1} \right) dt, \\ H(x) &= \frac{1}{2} \ln \left(1 + \frac{(1-\beta)^2}{\beta} x(1-x) \right). \end{aligned} \quad (\text{A.10})$$

Based on the choice of β one can observe that F takes its maximum value either in the middle of interval $[0, 1]$ or at its end points. One can reach this conclusion by examining $F(x)$ in (A.10). In fact, the integrand, $F'(x)$, is an increasing function with zero at $x = \frac{1}{2}$ if $\beta < 1$ and a decreasing function with zero at $x = \frac{1}{2}$ if $\beta > 1$. Next, using Laplace's method, we reach an approximation for S^N (A.9).

We first consider the case when $\beta < 1$. In this case F (A.10) takes its maximum at the end points of the interval $[0, 1]$. Since the largest contribution to the sum S^N (A.9) comes from some $\epsilon > 0$ neighborhood of the maximum and F is symmetric, we have $S^N \sim 2S_\epsilon^N$ where

$$S_\epsilon^N = \sum_{n=0}^{\epsilon N} R_n^N \sim \sum_{n=0}^{\epsilon N} e^{NF(\frac{n}{N}) - H(\frac{n}{N})}.$$

Using Taylor expansion of $F(\frac{n}{N})$ and $H(\frac{n}{N})$ about 0 and ignoring $O(\frac{1}{N})$ terms inside the exponent, we have

$$S_\epsilon^N \sim \sum_{n=0}^{\epsilon N} e^{\{NF(0) + F'(0)n - H(0)\}} = \sum_{n=0}^{\epsilon N} (e^{F'(0)})^n.$$

Note that $F(0) = 0$ and $H(0) = 0$ by (A.10). The series above convergent since $F'(0) = \ln \beta < 0$. Thus

$$S^N \sim 2S_\epsilon^N \sim \frac{2}{1 - e^{F'(0)}} = \frac{2}{1 - \beta}. \quad (\text{A.11})$$

Thus,

$$\pi_0^N = \frac{1}{S^N} \sim \frac{1 - \beta}{2}. \quad (\text{A.12})$$

Moreover, using the explicit definitions of F and H in (A.10), and since $\pi_n^N \sim \pi_0^N e^{\{NF(\frac{n}{N}) - H(\frac{n}{N})\}}$,

$n = 1, \dots, N$, we have

$$\pi_n^N \sim \pi_0^N \left[\frac{n + (N-n)\beta}{\beta n + (N-n)} \right]^{2n} \left[\frac{n + (N-n)\beta}{\beta N} \right]^{\frac{2\beta N - 1 + \beta}{2(1-\beta)}} \left[\frac{\beta n + (N-n)}{N} \right]^{\frac{2N-1+\beta}{2(1-\beta)}} \quad (\text{A.13})$$

When $\beta > 1$, the function F attains its unique maximum in the middle of the interval $[0,1]$. Similarly, we can approximate the sum S^N by the ϵ neighborhood of the maximum, $x = \frac{1}{2}$. Assuming N is odd, $S^N \sim S_\epsilon^N$ and

$$\begin{aligned} S_\epsilon^N &\sim 2 \sum_{\frac{N+1}{2}}^{\frac{N+1}{2} + \epsilon N} \exp \left\{ NF\left(\frac{n}{N}\right) - H\left(\frac{n}{N}\right) \right\} \\ &= 2 \sum_{m=0}^{\epsilon N} \exp \left\{ NF\left(\frac{m}{N} + \frac{1}{2N} + \frac{1}{2}\right) - H\left(\frac{m}{N} + \frac{1}{2N} + \frac{1}{2}\right) \right\}, \end{aligned}$$

where $m = n - \frac{N+1}{2}$. Now, using Taylor expansion of both $F(\frac{n}{N})$ and $H(\frac{n}{N})$ about $\frac{1}{2}$, ignoring the terms of $O(\frac{1}{N^2})$, and considering that $F'(\frac{1}{2}) = 0$, $H'(\frac{1}{2}) = 0$ by (A.10) we have,

$$S_\epsilon^N \sim 2 \exp \left\{ NF\left(\frac{1}{2}\right) - H\left(\frac{1}{2}\right) \right\} \sum_{m=0}^{\epsilon N} \exp \left\{ \frac{F''(\frac{1}{2})}{2} \frac{(m + \frac{1}{2})^2}{N} \right\}.$$

Let $I_\epsilon(N) = \sum_{m=0}^{\epsilon N} \exp \left\{ \frac{F''(\frac{1}{2})}{2} \frac{(m + \frac{1}{2})^2}{N} \right\}$. Then,

$$I_\epsilon(M) = \sum_{m=0}^{\epsilon M^2} \exp \left\{ \left(\frac{-K}{2} \right) \left(\frac{m + \frac{1}{2}}{M} \right)^2 \right\},$$

where $K = -F''(\frac{1}{2})$ and $M = \sqrt{N}$. Thus, for large M

$$\begin{aligned} \frac{1}{M} I_\epsilon(M) &= \frac{1}{M} \sum_{m=0}^{\epsilon M^2} \exp \left\{ \frac{-K}{2} \left(\frac{m + \frac{1}{2}}{M} \right)^2 \right\} \\ &\sim \int_0^{\epsilon M} \exp \left\{ \frac{-K}{2} t^2 \right\} dt. \end{aligned} \quad (\text{A.14})$$

Using the dominated convergence theorem [22], we can show that

$$\int_0^{\epsilon M} \exp \left\{ \frac{-K}{2} t^2 \right\} dt \rightarrow \int_0^\infty \exp \left\{ \frac{-K}{2} t^2 \right\} dt \text{ as } M \rightarrow \infty.$$

Note that the integral above is a Gaussian integral $\int_0^\infty e^{-ax^2} dx = \frac{1}{2} \sqrt{\frac{\pi}{a}}$ with $a = \frac{K}{2}$. Hence,

$$I_\epsilon(N) \sim \frac{1}{2} \sqrt{\frac{2\pi N}{|F''(\frac{1}{2})|}}.$$

This gives us the approximation

$$S^N \sim S_\epsilon^N \sim e^{\{NF(\frac{1}{2}) - H(\frac{1}{2})\}} \sqrt{\frac{2\pi N}{|F''(\frac{1}{2})|}}.$$

Using definitions of F and H in (A.10),

$$S^N \sim \sqrt{\frac{2N\pi\beta}{(\beta^2 - 1)}} e^{NF(\frac{1}{2})}, \quad (\text{A.15})$$

Hence,

$$\pi_0 \sim \sqrt{\frac{(\beta^2 - 1)}{2N\pi\beta}} e^{-NF(\frac{1}{2})}. \quad (\text{A.16})$$

where $F(\frac{1}{2}) = \int_0^{\frac{1}{2}} \ln\left(\frac{\bar{\lambda}(t)}{\bar{\mu}(t)}\right) dt = \left[\frac{2^{(1+\beta)\beta}}{(1+\beta)^{(1+\beta)}} \right]^{\frac{N}{1-\beta}}$. Similarly, for $n = 1, 2, \dots, N$, we obtain

$$\begin{aligned} \pi_n^N &\sim \pi_0^N \left[\frac{n + (N-n)\beta}{\beta n + (N-n)} \right]^{2n} \left[\frac{n + (N-n)\beta}{\beta N} \right]^{\frac{2\beta N - 1 + \beta}{2(1-\beta)}} \\ &\quad \left[\frac{\beta n + (N-n)}{N} \right]^{\frac{2N-1+\beta}{2(1-\beta)}}. \end{aligned} \quad (\text{A.17})$$

In order to check the accuracy of our asymptotic approximations, we calculate the relative error $E = (E_1, \dots, E_N)$ defined as $E_i = \frac{|\pi_i^N - \tilde{\pi}_i^N|}{|\pi_i^N|}$ for $i = 0, \dots, N$, where π_i^N represents the exact calculations (6), (7), and $\tilde{\pi}^N$ is the asymptotic approximations (A.13), (A.17). We observed that the relative error is in the order of 10^{-3} and decreases as N increases.