arXiv:1902.00896v1 [physics.soc-ph] 3 Feb 2019

Error-Correcting Decoders for Communities in Networks

Krishna C. Bathina[1] and Filippo Radicchi[1]

[1]*Center for Complex Networks and Systems Research, School of Informatics, Computing, and Engineering, Indiana University, Bloomington, Indiana 47408, USA*

As recent work demonstrated, the task of identifying communities in networks can be considered analogous to the classical problem of decoding messages transmitted along a noisy channel. We leverage this analogy to develop a community detection method directly inspired by a standard and widely-used decoding technique. We further simplify the algorithm to reduce the time complexity from quadratic to linear. We test the performance of the original and reduced versions of the algorithm on artificial benchmarks with pre-imposed community structure, and on real networks with annotated community structure. Results of our systematic analysis indicate that the proposed techniques are able to provide satisfactory results.

I. INTRODUCTION

Real networks often exhibit organization in communities, intuitively defined as groups of nodes with a higher density of edges within rather than between groups [1, 2]. Most of the research on this topic has focused on the development of algorithms for community identification. Proposed approaches vary widely, including hierarchical clustering algorithms [3], modularity-based methods [4–10], random walk based algorithms [11, 12], and statistical inference methods [13–19], to mention a few of them. Whereas algorithms differ much in spirit, they all share two intrinsic limitations. First, as described by the No Free Lunch Theorem [20], there is no community detection algorithm that works best for all networks and community structures; an algorithm good for one class of networks may be equally bad for another class of networks. A second type of limitation arises from self-consistency tests, where community detection methods are applied to instances of the stochastic block model to uncover the community structure pre-imposed in the model. Algorithms can recover a non-vanishing portion of the true community structure of the graph only if the amount of fuzziness in the network is below the detectability threshold [15, 21–26]. Also, exact detection of the true cluster structure is subjected to a threshold phenomenon [26–28]. This phenomenon can be understood through the lens of coding theory by interpreting the problem of defining and identifying communities in networks as a classical communication task over a noisy channel, analogous to the one originally considered by Shannon [29]. The value of the exact recovery threshold can be estimated in the limit of infinitely large graphs [25–28]. A bound on the value of the threshold for finite-size graphs can be obtained as an application of the Shannon's noisy-channel coding theorem [30].

In this paper, we exploit the analogy between coding theory and community structure in networks, and develop a novel class of algorithms for community detection based on a state-of-the-art decoding technique [31, 32]. The idea has been already considered in Ref. [30] for the simplest case of network bipartitions. Here, we expand the method to find multiple communities by iterating the bipartition method in a way similar to what already considered in Refs. [33–35]. As the decoding method considered in Ref. [30] has computational complexity that scales quadratically with the number of nodes in the network, we further propose an approximation of the algorithm that makes the method complexity scale linearly with the number of edges, thus making it linearly dependent with system size in sparse networks. We perform systematic tests of the both algorithm versions on synthetic and real-world graphs. Performances appear satisfactory in all cases.

II. METHODS

A. Community detection as a communication process

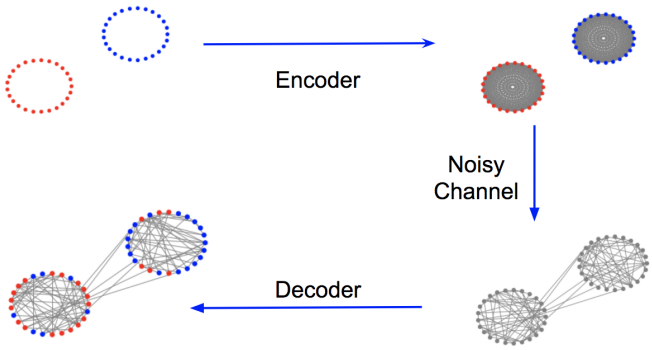

Figure 1. Community detection as a decoding task of a message transmitted along a noisy channel. A message made up of community assignments is formed into a network structure through an encoder. The codeword is then transmitted trough a noisy channel. The channel noise delete any information regarding the assignment of nodes to communities, and further deteriorates the network structure by deleting/adding edges. The observed network is received at the end of the noisy channel, and its structure is used to decode the original message.

For sake of clarity, we repeat the same description already provided in Refs. [25–28, 30] of how the definition and detection of communities in a network can be framed as a communication process (see Figure 1).

We assume that there are N nodes in the network and that each node i has associated a single information bit $\sigma_i = 0, 1$. The value of the bit identifies the group of node i. The message is encoded by adding $N(N-1)/2$ parity bits θ, each for every pair of nodes. The parity bit $\theta_{i,j} = 0$ if $\sigma_i = \sigma_j$, or

Table I. The conditional probabilities between for the variables $A_{i,j}$ and $\theta_{i,j}$. The last column was calculated using Bayes' rule with an assumption on the prior of $P(\theta_{i,j} = 1) = 1/2$.

$A_{i,j}$	$\theta_{i,j}$	$P(A_{i,j}\|\theta_{i,j})$	$P(\theta_{i,j}\|A_{i,j})$
1	0	p_{in}	$\frac{p_{in}}{p_{in}+p_{out}}$
1	1	p_{out}	$\frac{p_{out}}{p_{in}+p_{out}}$
0	0	1 - p_{in}	$\frac{1-p_{in}}{2-(p_{in}+p_{out})}$
0	1	1 - p_{out}	$\frac{1-p_{out}}{2-(p_{in}+p_{out})}$

$\theta_{i,j} = 1$, otherwise. The parity bits are essentially added to the original message according to the rule

$$\sigma_i + \sigma_j + \theta_{i,j} = 0 \,, \tag{1}$$

where the sum is performed in modulo-2 arithmetic. The set of $N(N-1)/2$ equations defines the code used in the communication process. In the jargon of coding theory, Eqs. (1) defines a low-density parity-check (LDPC) code. These type of codes are often used in practical communication tasks, given their effectiveness [31, 32, 36]. In graphical terms, the encoded message can be seen as a network composed of two disconnected cliques, where each identifies a community of nodes.

Once encoded, the message is transmitted trough a communication channel. There, noise alters the bit values. Information bits σ are deleted so that there is no longer information about node memberships; some parity bits θ are flipped giving rise to the observed network. The goal of the decoder is to use information from the observed network together with a hypothesis on the noise characterizing the channel to infer the original message about group memberships.

B. Stochastic block model as a noisy channel

As already done in Refs. [25–28, 30], we make a strong hypothesis on the noisy channel. We assume that the observed network is given by a stochastic block model, where pairs of nodes within the same group are connected with probability p_{in}, and pairs of nodes belonging to different groups are connected with probability p_{out}. This corresponds to assuming that the noisy channel is given by an asymmetric binary channel, and that the parity bits θ are flipped with probabilities defined in Table I. Further, it allows us to use Bayes' theorem to derive the conditional probability $P(\theta_{i,j}|A_{i,j})$ for the parity check bit $\theta_{i,j}$ depending on whether nodes i and j are connected in the observed network, i.e., $A_{i,j} = 1$ or $A_{i,j} = 0$. Please note that, since there is no prior knowledge of the true parity bits values, we assume $P(\theta_{i,j} = 1) = 1/2$ [30]. This represents a strong assumption in the model, and the resulting algorithm is biased towards the detection of homogenous communities.

C. Gallager community decoder

To find the community structure of an observed network, we take advantage of a widely-used decoding technique for LDPC codes. The technique consists in iteratively solving the system of parity-check equations that defines the code, given the knowledge of the noisy channel [31, 32]. The application of the method to community detection was considered in Ref. [30]. Specifically, the technique is used to solve Eqs. (1) using properties of the channel from Table I. The t-th iteration of the algorithm is based on

$$\zeta^t_{i\to j} = \begin{cases} \ell_i & t = 0 \\ \ell_i + \sum_{s\neq i,j} F[\tanh\frac{\ell_{i,s}}{2}, \zeta^{t-1}_{s\to i}] & t > 0 \end{cases} \tag{2}$$

for all ordered pairs of nodes $i \to j$. The function F is defined as

$$F[a, x] = \log\frac{1 + a\tanh\frac{x}{2}}{1 - a\tanh\frac{x}{2}} \,, \tag{3}$$

where $\tanh(\cdot)$ is the hyperbolic tangent function. In the algorithm, the quantity ℓ_i is the log-likehood ratio (LLR) $\ell_i = \log P(\sigma_i = 0) - \log P(\sigma_i = 1)$ associated with node i, that is the natural logarithm of the ratio between the probabilities that the parity bit σ_i equals zero or one. $\ell_{i,j} = \log P(\theta_{i,j} = 0|A_{i,j}) - \log P(\theta_{i,j} = 1|A_{i,j})$ is instead the LLR associated with the parity bit $\theta_{i,j}$ given the hypothesis on the noisy channel and the evidence from the observed network. The variable $\zeta^t_{i\to j}$ is still a LLR. It is defined for all pairs of nodes i and j, irrespective of whether they are connected or not. $\zeta^t_{i\to j}$ may be interpreted as a message that node i sends to node j regarding the value that the information bit σ_i should assume based on the knowledge of the code, the noisy channel, and the evidence collected by observing the network. Please note that two distinct messages are exchanged for every pair of nodes i and j, depending on the direction of the message, either $i \to j$ or $j \to i$. At every iteration t, convergence of the algorithm is tested by first calculating the best estimates of the LLRs as

$$\begin{aligned} \hat{\ell}^t_i &= \ell_i + \sum_{s\neq i} F[\tanh\frac{\ell_{i,s}}{2}, \zeta^{t-1}_{s\to i}] \\ \hat{\ell}^t_{i,j} &= \ell_{i,j} + F[\tanh\frac{\zeta^{t-1}_{i\to j}}{2}, \zeta^{t-1}_{j\to i}] \end{aligned} \,. \tag{4}$$

Then, one evaluates the best estimates of the information bits, according to $\hat{\sigma}_i = 0$ if $\hat{\ell}^t_i > 0$, and $\hat{\sigma}_i = 1$, otherwise. A similar rule is used for the best estimate of the parity bit $\hat{\theta}_{i,j}$. Finally, the best estimates of the bits are plugged in the system of Eqs. (1). If the equations are all satisfied, the algorithm has converged. Otherwise, one continues iterating for a maximum number of iterations T. In our calculations, we set $T = 100$.

We remark three important facts. First, possible solutions of the algorithm are classifications of nodes in either one or two groups. In the first case, the algorithm indicates absence of block structure in the network. Second, knowledge of the noisy channel and evidence of the observed network is used in the definition of the initial LLRs $\ell_{i,j}$. For the choice of the initial values of the LLRs for individual nodes ℓ_i there is not

a specific rule. If the community structure is strong enough, initial conditions for the iterative algorithm are not very important. However, in regimes where community structure is less neat, they may determine the basis of attraction for the iterated map. In this paper, we will consider two different choices for the initial values of the nodes' LLRs. Finally, we stress that the algorithm is the *ad-literam* adaptation of the Gallager decoding algorithm to the detection of two communities. As such, the algorithm iterates over all possible pairs of nodes, irrespective of whether they are connected or not. Each iteration of the algorithm requires a number of operations that scales with the network size N as $O(N^2)$, thus making the algorithm applicable only to small/medium sized networks.

D. Reducing the computational complexity of the community decoder

We leverage network sparsity to reduce the computational complexity of the algorithm without significantly deteriorating algorithm performance. The way we decrease the complexity is rather intuitive. In the original implementation, a node sends a message to all other nodes, even if there is not an edge connecting them. In the reduced algorithm, we instead assume that (i) messages are delivered only along existing edges, (ii) the message passed from a node to any unconnected node is the same regardless of the actual pair of nodes considered. This reduces the total number of messages to twice the number of edges in the network, and thus the complexity from $O(N^2)$ to $O(N\langle k\rangle^2)$, where $\langle k\rangle$ is the average degree of the network. Our proposed reduction makes the algorithm linearly dependent on the number of edges in the network, which corresponds to a linear dependence with the system size if the network is sparse.

Specifically, the equations that define the algorithm are as follows. For connected pairs of nodes i and j, we define the initial message $\zeta_{i\to j}^{t=0} = \ell_i$, and

$$\begin{aligned}\zeta_{i\to j}^{t} = \;& \ell_i + (N-k_i-1)\, F\left[\tanh\tfrac{\ell_{non}}{2}, \mathcal{Z}^{t-1}\right] + \\ & + \textstyle\sum_{s\in\mathcal{N}_i\setminus j}\; F\left[\tanh\tfrac{\ell_{con}}{2}, \zeta_{s\to i}^{t-1}\right]\end{aligned} \tag{5}$$

for iteration $t \geq 1$. In the equation above, ℓ_{non} stands for the LLR of non-connected node, and ℓ_{con} is the LLR for connected nodes. These quantities are defined as

$$\begin{aligned}\ell_{non} &= \log P(\theta_{i,j}=0|A_{i,j}=0) - \log P(\theta_{i,j}=1|A_{i,j}=0) \\ \ell_{con} &= \log P(\theta_{i,j}=0|A_{i,j}=1) - \log P(\theta_{i,j}=1|A_{i,j}=1)\end{aligned} \tag{6}$$

Further, in Eq. (5), k_i is the degree of node i, and $\mathcal{N}_i$ indicates the set of neighbors of node i. Non-existing edges deliver the single message $\mathcal{Z}$. This corresponds to the average value of all messages among non-connected pairs of nodes in the original version of the algorithm. The equations that define the iterations for $\mathcal{Z}$ are

$$\mathcal{Z}^{t=0} = \frac{\sum_{i=1}^{N}(N-k_i-1)\ell_i}{N(N-1)-2M} \tag{7}$$

and

$$\begin{aligned}\mathcal{Z}^{t} = \;& \mathcal{Z}^{t=0} + \; F\left[\tanh\tfrac{\ell_{non}}{2}, \mathcal{Z}^{t-1}\right] + \\ & + \frac{\sum_{i=1}^{N}\sum_{j\in\mathcal{N}_i} F\left[\tanh\frac{\ell_{con}}{2}, \zeta_{i\to j}^{t-1}\right]}{N(N-1)-2M}\end{aligned} \tag{8}$$

for iteration $t \geq 1$. We used $2M = \sum_i k_i$, i.e., the sum of the degrees of all the nodes in the network.

Convergence of the equations above is tested using the same procedure described in the original algorithm. In particular, the best estimates of the LLRs are computed using

$$\begin{aligned}\hat{\ell}_i &= \ell_i + \sum_{s\in\mathcal{N}_i} F\left[\tanh\frac{\ell_{con}}{2}, \zeta_{s\to i}^{t-1}\right] + (N-k_i)\, F\left[\tanh\frac{\ell_{non}}{2}, \mathcal{Z}^{t-1}\right] \\ \hat{\ell}_{i,j} &= \log\frac{p_{in}}{p_{out}} + \; F\left[\tanh\frac{\zeta_{i\to j}^{t-1}}{2}, \zeta_{j\to i}^{t-1}\right].\end{aligned} \tag{9}$$

These values are used to find the best estimates of the bits σs and θs and, in turn, are plugged into the parity-check Eqs. (1). To keep the computational complexity linear, only parity-check equations corresponding to existing edges are actually tested. The maximum number of iterations T that we considered before stopping the algorithm for lack of convergence is $T = 1,000$.

E. Initial conditions

As we mentioned above, the initial value ℓ_i of the LLR for every node i requires initialization. The initialization is potentially a very important decision for the performance of the algorithm as it determines the basin of attraction of the iterative system of equations. In this paper, we consider two different strategies for the determination of the starting conditions:

Regular: A random node i is chosen such that $\ell_i = 1$ and $\ell_j = 0, \forall\, j \neq i$.

Random: For every node $i = 1, \ldots, N$, ℓ_i is a random variable extracted from the uniform distribution with support $[-1, 1]$.

F. Multiple communities

Up to now, we have described how to find a bipartition in a network according to our procedure. We remark that the output of the algorithm may also indicate no division of the network. Our goal, however, is to detect an arbitrary number of communities in our graph. To this end, we adopt a simple iterative procedure (see Figure 2). The procedure is identical to the one already adopted in Refs. [33–35], and it may be summarized as follows. At the beginning, we define a list of subgraphs L to be analyzed, and a list of detected communities C. The list L contains only one element, the entire graph G, while C is empty. We then apply the following steps:

1 Take a graph g from the list L. Remove the graph from the list.

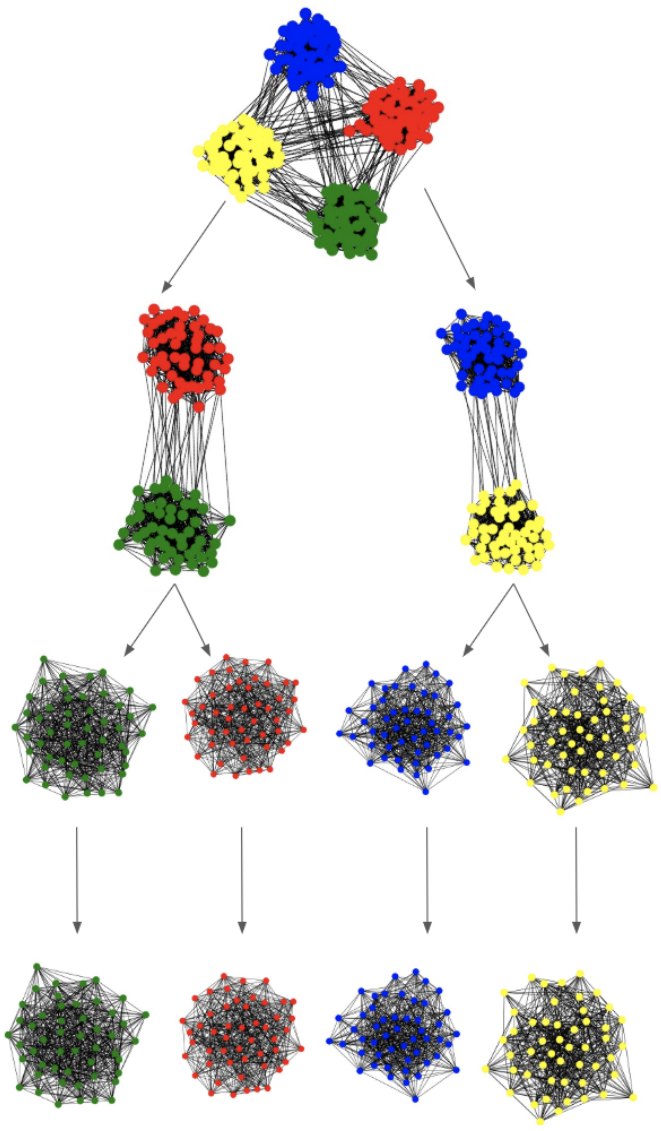

Figure 2. Schematic representation of the iterative procedure used by the algorithm to detect multiple communities. In this example, the top graph is a sample network with 4 communities. In the first iteration, the algorithm splits the network perfectly into two equal communities. In the next iteration, each network is split perfectly again. The algorithm terminates because the next iterations do not lead to the discovery of other sub-communities.

2 Apply the bipartition algorithm to the graph g.

   a If the algorithm finds a split of g in two sets of nodes, namely g_1 and g_2, reconstruct each set as a graph using only nodes within the set, and only edges between pairs of nodes within the set. Place g_1 and g_2 into the list L.

   b If the algorithm finds only a set of nodes, so that no actual split was detected, g is considered as a community and placed in the list C.

3 Go back to point 2 until L is empty. The list of detected communities is given by C.

G. Learning the parameters of the noisy channel

So far, we tacitly assumed to know the values of the probabilities p_{in} and p_{out}. The assumption has been used in the bipartition algorithm of Ref. [30] when applied to instances of the stochastic block model with two communities. In practical situations, however, prior knowledge of the probabilities p_{in} and p_{out} is not available. These parameters should instead be learned in a self-consistent way by the algorithm relying only on information from the observed network. Here, we simultaneously propose and validate a simple learning strategy. To this end, we generate instances of the so-called Girvan-Newman (GN) benchmark graph [1], a variant of the stochastic model with $N = 128$ and $Q = 4$ communities. Different from the original version of the GN model we allow nodes to have average degree $\langle k \rangle \neq 16$. The average connectivity of the model is set by fixing the sum of the true parameter values $\hat{p}_{in}$ and $\hat{p}_{out}$, while the strength of the community structure is instead determined by their difference. We consider four different combinations $(\hat{p}_{in}, \hat{p}_{out})$ for the true values of the model parameters to generate four instances of the model. To each of the four instances, we apply the original algorithm with the regular starting conditions to the network using the parameters values $\tilde{p}_{in}$ and $\tilde{p}_{out}$. We measure the performance of the algorithm to recover the pre-imposed community structure of the graph, using normalized mutual information (NMI)

$$NMI = \frac{I(True, Predicted)}{\sqrt{H(True)H(Predicted)}} \,. \tag{10}$$

NMI is defined as the mutual information I between the predicted and true clusters normalized by the square root of the product of the individual entropies H [37, 38].

In Fig. 3, we display the outcome of our tests when the community detection algorithm is applied relying on prior information given by $\tilde{p}_{in}$ and $\tilde{p}_{out}$. We consider only combinations $(\tilde{p}_{in}, \tilde{p}_{out})$ that lay in the regime of detectability [15]. The figure shows that our algorithm reproduces accurately the community structure of the graph for several combinations $(\tilde{p}_{in}, \tilde{p}_{out})$. This fact happens as long as $(\tilde{p}_{in}, \tilde{p}_{out})$ is not too far from the ground truth $(\hat{p}_{in}, \hat{p}_{out})$. The finding tells us that knowing the exact value is not a necessary requirement for the correct detection of the modules; we need only a good guess of the values of the parameters. In particular, the analysis suggests a simple criterion for the choice of the parameter values p_{in} and p_{out} that can be used in the algorithm. We can use any combination that satisfy the equations

$$\begin{aligned} p_{in} + p_{out} &= \frac{2\langle k \rangle}{N} \\ p_{in} - p_{out} &> \frac{2\sqrt{\langle k \rangle}}{N} \end{aligned} \,. \tag{11}$$

where $\langle k \rangle$ is the average degree observed in the network. The first equation imposes that the parameters p_{in} and p_{out} are

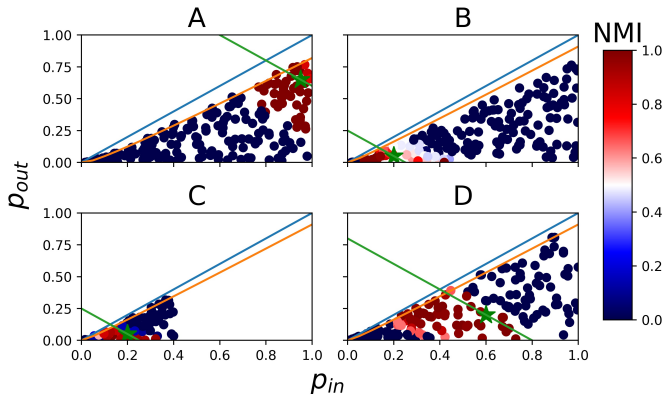

Figure 3. Learning the parameters of the noisy channel. Each subgraph report results obtained on an artificial network constructed according to a synthetic model similar to the Girvan-Newman benchmark, where $N = 128$ are divided into $Q = 4$ communities of equal size. Nodes within the same group are connected with probability $\hat{p}_{in}$, while pairs of nodes belonging to different groups are connected with probability $\hat{p}_{out}$. We consider four different combinations $(\hat{p}_{in}, \hat{p}_{out})$ to generate four different instances of the model. Ground-truth values of $\hat{p}_{in}$ and $\hat{p}_{out}$ are denoted by the green star symbol in the various panels. We apply the method for community detection introduced in this paper to the graph using the parameters values $\tilde{p}_{in}$ and $\tilde{p}_{out}$, randomly sampled in the regime of detectability. The value of the normalized mutual information (NMI) between retrieved and ground-truth community structure is represented by the color of the various points. The green line in the plot identifies combinations of p_{in} and p_{out} compatible with the observed average degree $\langle k \rangle$ of the graph. The blue line is $y = x$, and denotes the region where community structure is present. The orange line is the detectability threshold $\frac{N(Q-1)}{Q}(p_{in} - p_{out}) = \sqrt{\frac{N(Q-1)}{Q}(p_{in} - p_{out})}$.

compatible with the average degree of the observed network. The inequality appearing in the bottom of Eq. (11) is instead restricting our possibilities only in the regime of detectability [39]. As any point in the segment determined by Eqs. (11) is equivalent in terms of performance, the values of the parameters p_{in} and p_{out} used by our algorithm are obtained with

$$\begin{aligned} p_{in} &= \alpha \frac{\langle k \rangle + \sqrt{\langle k \rangle}}{N} \\ p_{out} &= \max\left\{0, \frac{2\langle k \rangle}{N} - p_{in}\right\}, \end{aligned} \tag{12}$$

where $\alpha > 0$ is a tunable parameter, whose value is chosen appropriately such that $p_{in} > p_{out} \geq 0$. In our numerical results, we set $\alpha = 1.2$. However, we verified that the performance of the algorithm doesn't change if we choose small α values at random.

III. RESULTS

A. Artificial graphs

First, we perform tests of the original and reduced versions of the algorithm on synthetic graphs with pre-imposed community structure. These are compared with 100 realizations from both the well-established methods Louvain [40] and Infomap [12]. In our numerical tests, we used the implementations of the two algorithms provided by the Python library *igraph* [41]. In particular, we use the best partition found by Louvain, the community structure obtained looking at the lowest level of the multiresolution method [42]. We consider two different variants of the stochastic block model: the Girvan-Newman (GN) benchmark graph [1] and the Lancichinetti-Fortunato-Radicchi (LFR) benchmark graph [43]. We measure the performance of the algorithms using NMI as a function of the community strength of the model, determined by the value of the mixing parameter $\mu = \frac{k_{out}}{k_{out}+k_{in}}$, i.e., the ratio between external and total degree of the nodes. This parametrization allows for a direct comparison between our results on those reported in Ref. [42].

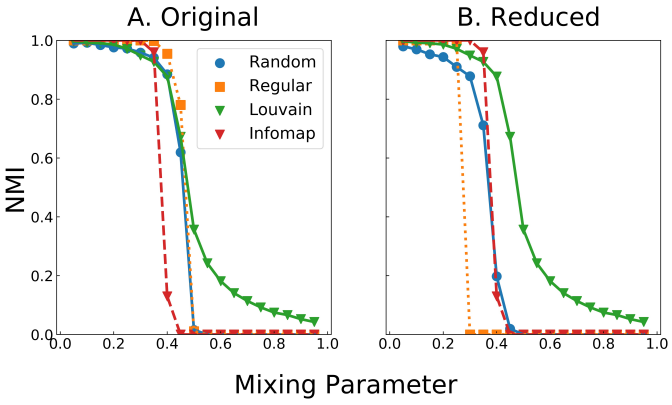

Figure 4. Performance of the community detection algorithm on the Girvan-Newman (GN) benchmark graph. We plot measure values of the normalized mutual information (NMI) as a function of the mixing parameter μ of the model. A) Results of the original version of the algorithm with both starting conditions; B) Performance of the reduced version of the algorithm. Both of these are compared with Louvain and Infomap.

In Fig. 4A, we show the performance of the algorithms on the Girvan-Newman (GN) graph. The original algorithm is tested on 100 instances for each μ value. We compare results using both starting conditions. Similarly, Fig. 4B shows the results of the reduced algorithm on 100 instances of the GN graph. In the original implementation, at around $\mu = 0.5$, the performances of both algorithm reduce to 0. Both tend to outperform Infomap for large values of μ but perform worse than Louvain. In the reduced version of the algorithm, the performance of the regular implementation reduces to 0 when $\mu \geq 0.3$. The random implementation is similar to Infomap and both start to drop around $\mu = 0.4$. As before, both perform worse than Louvain. The values of μ where we see a drop in performance are tantamount with the level of fuzziness where most of the algorithms start to systematically fail on the GN benchmark [42]. In most of the cases, either perfect communities or one large community was predicted. An interesting finding is that the reduced version of the algorithm is able to perform just as well as the original version with the regular

conditions and just slightly worse with the random conditions for low values of μ.

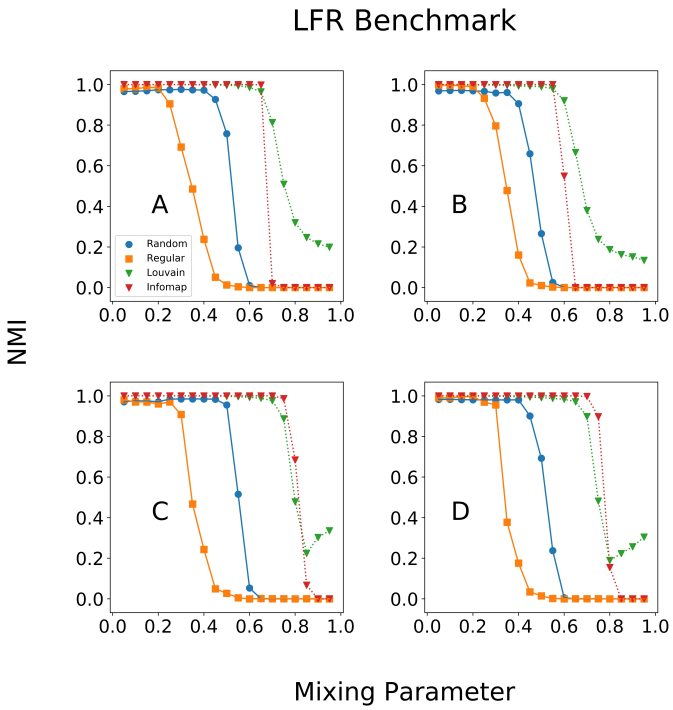

Figure 5. Performance of the community detection algorithm on the Lancichinetti-Fortunato-Radicchi (LFR) benchmark graph. We display results only for the reduced version of the algorithm but with both initial conditions. As a term of comparison, we display results obtained by Louvain and Infomap in the same set of benchmark graphs. In the various panels, performance is measured in terms of normalized mutual information (NMI). This quantity is evaluated as a function of the mixing parameter μ of the model. We consider the following experimental settings: A) Small communities with $N = 1000$ nodes; B) Big communities with $N = 1000$ nodes; C) $N = 5000$ nodes with Small communities; D) $N = 5000$ nodes with Big communities.

Tests on the LFR graphs are reported in Fig. 5. Similar to Ref. [42], our tests were performed on networks with size either $N = 1000$ or $N = 5000$, generated under condition S, i.e., small communities with size in the range $[10, 50]$ nodes per community, or under condition B, i.e., large communities with size in the range $[20, 100]$. In the generation of graph instances, community sizes are chosen at random according to power-law functions with exponent -1 defined over the aforementioned ranges. Node degrees are random variates extracted from a power-law degree distribution with exponent -2, such that the average degree of the nodes is 20 and maximum degree equals 50. We tested the performance of our algorithms over 100 instances of the model for each μ value. Given the high complexity of the original version of the algorithm, we could test in a systematic fashion only the performance of the reduced algorithm. The algorithm was started from both initial conditions. The results of Fig. 5 provide evidence that the algorithm is able to achieve good performance, although the ability to recover the right community structure of the model decreases to zero for a level of noise slightly smaller than those of other algorithms [42].

B. Real networks

Recently, community detection algorithms have been focusing on incorporating edge and node metadata into community formation [44]. An interesting point in this context is understanding how much the community structure of a network is actually representative for exogenous classifications of nodes obtainable from metadata [45].

We run both versions of the algorithms 100 times on 5 well-known datasets with metadata. For each dataset, we applied three filters; splitting communities into connected components, removing duplicates, and removing singletons [45]. The Zachary Karate Club network is a social network of 34 nodes and 78 edges of self reported friends [46]. A disagreement between the two leaders led to the splitting of the club into two groups. The US College football network is a network of college football teams in which edges represent a scheduled game in the Fall of 2000 [1]. The communities are the 12 conferences each of the teams belong to. The US Political Book network represents all books co-purchased on Amazon.com around the 2004 election in which edges are Amazon recommendations indicating co-purchases from other users while the groups represent the political leanings of the book (Liberal, Neutral, or Conservative) found by human ratings [47]. The US Political Blog dataset is a network of hyperlinks between blogs with the groups being Conservative or Liberal [48]. Finally, the Facebook social networks are undirected friendship networks from 97 different colleges across the US [49]. We specifically use network 82 with dorms, gender, high school, and major as the communities. Due to the size, we only ran 5 iterations on the Facebook network.

Table II shows the performance of algorithms, under both initial conditions, on the various datasets. Performance is still measured in terms of NMI between the community structure recovered by the algorithms and the one given by the metadata. Best matches between topological communities and metadata were observed for the US College Football network, similar to Hric *et al.* [45]. The result is expected as college football teams play more against teams within their conference rather than teams outside their conference. Interestingly, the communities found by our algorithm seem to provide significantly higher NMI values than those obtained via Louvain and Infomap on the US Political Book and US Political Blog networks.

IV. CONCLUSION

In this paper, we exploited the interpretation of the problem of defining and identifying communities in networks as a classical communication task over a noisy channel, and made use of a widely-used decoding technique to generate a novel algorithm for community detection. Although the primitive

				Original Random			Original Regular			Reduced Random			Reduced Regular			Louvain	Infomap
Graphs	N	M	C	**5%**	**50%**	**95%**	**5%**	**50%**	**95%**	**5%**	**50%**	**95%**	**5%**	**50%**	**95%**	**50%**	**50%**
karate	34	78	2	0.23	0.43	0.49	0.38	0.47	0.51	0.21	0.68	0.84	0.00	0.00	0.84	0.52	0.58
football	115	615	13	0.72	0.78	0.81	0.86	0.89	0.90	0.86	0.94	0.98	0.34	0.83	0.98	0.21	0.49
polbooks	105	441	3	0.42	0.45	0.48	0.43	0.45	0.47	0.27	0.62	0.66	0.60	0.62	0.70	0.04	0.11
polblogs	1222	16714	2	-	-	-	-	-		0.53	0.59	0.67	0.04	0.78	0.79	0.01	0.02
fb-dorm	10001	362892	112	-	-	-	-	-	-	0.01	0.11	0.12	0.01	0.06	0.13	0.21	0.13
fb-gender	10001	362892	7	-	-	-	-	-	-	0.00	0.01	0.03	0.01	0.01	0.02	0.00	0.01
fb-high school	10001	362892	691	-	-	-	-	-	-	0.13	0.16	0.17	0.02	0.08	0.16	0.10	0.29
fb-major	10001	362892	180	-	-	-	-	-	-	0.01	0.08	0.09	0.01	0.06	0.07	0.03	0.12

Table II. NMI of the metadata communities and the communities detected by several algorithms applied to five network datasets: Zachary Karate Club [46], 2000 US College football [1], the 2004 US Political Books from Amazon [47], the US Political Blogs [48], and a small portion of the Facebook social network [49]. For Facebook we consider different metadata to define communities. The first four columns report respectively name of the network (and eventual metadata used to define communities), number of nodes N in the network, number of edges M, and number of communities C according to the metadata classification. All other columns refer to results obtained using community detection algorithms. First, we considered our proposed algorithms (original and reduced) and the two different starting conditions (random and regular). Given the stochasticity of the outcome, we report median values and the 90% confidence interval for NMI values. Due to its high computational complexity, we couldn't use the original version of the our proposed algorithm to analyze large networks. We performed the same analysis using Louvain and Infomap. In this case, the outcome of the community detection algorithm is deterministic, so we report a single NMI value.

version of the algorithm was introduced in Ref. [30], we extended the idea in three respects. First, we generalized the algorithm, originally designed for the detection of two communities only, to the detection of an arbitrary number of communities. The generalization consists of iterating the binary version of the algorithm till convergence. Second, we accounted for the sparsity of graphs which community detection methods are usually applied to, and reduced the complexity of the algorithm from quadratic to linear. The simplification allowed us to generate a method able to deal with potentially large networks without renouncing too much to the basic principles of the original version of the algorithm. Third, we systematically tested the performance of the new algorithm on both synthetic networks and real-world graphs. These tests provided results that are consistent with what already observed in the literature for other well-established algorithms for community detection. In particular, the algorithm outperformed top community detection algorithms in tests based on the standard SBM, i.e., involving the detection of equally sized communities in graphs with homogenous degree distributions. On the basis of the performance results obtained here, we believe that our algorithm may represent an effective and efficient alternative to other methods that rely on the SBM ansatz to infer network community structure.

AVAILABILITY OF DATA AND MATERIAL

The code and the datasets used in this analysis are available in a Github repository at https://github.com/kbathina/Error-decoding-community-detection.

ACKNOWLEDGMENTS

FR acknowledges support from the National Science Foundation (CMMI-1552487) and from the US Army Research Office (W911NF-16-1-0104).

[1] Girvan, M., Newman, M.E.: Community structure in social and biological networks. Proceedings of the national academy of sciences **99**(12), 7821–7826 (2002)
[2] Fortunato, S.: Community detection in graphs. Physics reports **486**(3-5), 75–174 (2010)
[3] Friedman, J., Hastie, T., Tibshirani, R.: The Elements of Statistical Learning vol. 1. Springer, ??? (2001)
[4] Newman, M.E., Girvan, M.: Finding and evaluating community structure in networks. Physical review E **69**(2), 026113 (2004)
[5] Newman, M.E.: Fast algorithm for detecting community structure in networks. Physical review E **69**(6), 066133 (2004)
[6] Clauset, A., Newman, M.E., , C.: Finding community structure in very large networks. Physical review E **70**(6), 066111 (2004)
[7] Guimera, R., Sales-Pardo, M., Amaral, L.A.N.: Module identification in bipartite and directed networks. Physical Review E **76**(3), 036102 (2007)
[8] Duch, J., Arenas, A.: Community detection in complex networks using extremal optimization. Physical review E **72**(2), 027104 (2005)
[9] Newman, M.E.: Finding community structure in networks using the eigenvectors of matrices. Physical review E **74**(3), 036104 (2006)
[10] Newman, M.E.: Modularity and community structure in networks. Proceedings of the national academy of sciences **103**(23), 8577–8582 (2006)
[11] Zhou, H.: Distance, dissimilarity index, and network commu-

nity structure. Physical review e **67**(6), 061901 (2003)
[12] Rosvall, M., Bergstrom, C.T.: Maps of random walks on complex networks reveal community structure. Proceedings of the National Academy of Sciences **105**(4), 1118–1123 (2008)
[13] Newman, M.E., Leicht, E.A.: Mixture models and exploratory analysis in networks. Proceedings of the National Academy of Sciences **104**(23), 9564–9569 (2007)
[14] Hastings, M.B.: Community detection as an inference problem. Physical Review E **74**(3), 035102 (2006)
[15] Decelle, A., Krzakala, F., Moore, C., Zdeborová, L.: Inference and phase transitions in the detection of modules in sparse networks. Physical Review Letters **107**(6), 065701 (2011)
[16] Karrer, B., Newman, M.E.: Stochastic blockmodels and community structure in networks. Physical review E **83**(1), 016107 (2011)
[17] Peixoto, T.P.: Hierarchical block structures and high-resolution model selection in large networks. Physical Review X **4**(1), 011047 (2014)
[18] Peixoto, T.P.: Parsimonious module inference in large networks. Physical review letters **110**(14), 148701 (2013)
[19] Peixoto, T.P.: Bayesian stochastic blockmodeling. arXiv preprint arXiv:1705.10225 (2017)
[20] Peel, L., Larremore, D.B., Clauset, A.: The ground truth about metadata and community detection in networks. Science advances **3**(5), 1602548 (2017)
[21] Nadakuditi, R.R., Newman, M.E.: Graph spectra and the detectability of community structure in networks. Physical review letters **108**(18), 188701 (2012)
[22] Krzakala, F., Moore, C., Mossel, E., Neeman, J., Sly, A., Zdeborová, L., Zhang, P.: Spectral redemption in clustering sparse networks. Proceedings of the National Academy of Sciences **110**(52), 20935–20940 (2013)
[23] Radicchi, F.: Detectability of communities in heterogeneous networks. Physical Review E **88**(1), 010801 (2013)
[24] Radicchi, F.: A paradox in community detection. EPL (Europhysics Letters) **106**(3), 38001 (2014)
[25] Abbe, E., Sandon, C.: Community detection in general stochastic block models: Fundamental limits and efficient algorithms for recovery. In: Foundations of Computer Science (FOCS), 2015 IEEE 56th Annual Symposium On, pp. 670–688 (2015). IEEE
[26] Abbe, E.: Community detection and stochastic block models: recent developments. arXiv preprint arXiv:1703.10146 (2017)
[27] Abbe, E., Bandeira, A.S., Hall, G.: Exact recovery in the stochastic block model. IEEE Transactions on Information Theory **62**(1), 471–487 (2016)
[28] Mossel, E., Neeman, J., Sly, A.: A proof of the block model threshold conjecture. Combinatorica, 1–44 (2013)
[29] Shannon, C.E.: A mathematical theory of communication. ACM SIGMOBILE mobile computing and communications review **5**(1), 3–55 (2001)
[30] Radicchi, F.: Decoding communities in networks. arXiv preprint arXiv:1711.05310 (2017)
[31] Gallager, R.: Low-density parity-check codes. IRE Transactions on information theory **8**(1), 21–28 (1962)
[32] MacKay, D.J., Neal, R.M.: Near shannon limit performance of low density parity check codes. Electronics letters **32**(18), 1645 (1996)
[33] Newman, M.E.: Community detection and graph partitioning. EPL (Europhysics Letters) **103**(2), 28003 (2013)
[34] Kernighan, B.W., Lin, S.: An efficient heuristic procedure for partitioning graphs. The Bell system technical journal **49**(2), 291–307 (1970)
[35] Fiduccia, C.M., Mattheyses, R.M.: A linear-time heuristic for improving network partitions. In: Proceedings of the 19th Design Automation Conference, pp. 175–181 (1982). IEEE Press
[36] MacKay, D.J., Mac Kay, D.J.: Information Theory, Inference and Learning Algorithms. Cambridge university press, ??? (2003)
[37] Strehl, A., Ghosh, J.: Cluster ensembles—a knowledge reuse framework for combining multiple partitions. Journal of machine learning research **3**(Dec), 583–617 (2002)
[38] Danon, L., Diaz-Guilera, A., Duch, J., Arenas, A.: Comparing community structure identification. Journal of Statistical Mechanics: Theory and Experiment **2005**(09), 09008 (2005)
[39] Decelle, A., Krzakala, F., Moore, C., Zdeborová, L.: Asymptotic analysis of the stochastic block model for modular networks and its algorithmic applications. Physical Review E **84**(6), 066106 (2011)
[40] Blondel, V.D., Guillaume, J.-L., Lambiotte, R., Lefebvre, E.: Fast unfolding of communities in large networks. Journal of statistical mechanics: theory and experiment **2008**(10), 10008 (2008)
[41] python-igraph. `http://igraph.org/python`. Accessed: 2019-01-10
[42] Lancichinetti, A., Fortunato, S.: Community detection algorithms: a comparative analysis. Physical review E **80**(5), 056117 (2009)
[43] Lancichinetti, A., Fortunato, S., Radicchi, F.: Benchmark graphs for testing community detection algorithms. Physical review E **78**(4), 046110 (2008)
[44] Newman, M.E.J., Clauset, A.: Structure and inference in annotated networks. Nature Communications **7**, 11863 (2016). doi:10.1038/ncomms11863. Accessed 2017-11-08
[45] Hric, D., Darst, R.K., Fortunato, S.: Community detection in networks: Structural communities versus ground truth. Physical Review E **90**(6), 062805 (2014). doi:10.1103/PhysRevE.90.062805
[46] Zachary, W.W.: An information flow model for conflict and fission in small groups. Journal of anthropological research **33**(4), 452–473 (1977)
[47] Krebs, V.: A network of books about recent us politics sold by the online bookseller amazon. com. Unpublished http://www. orgnet. com (2008)
[48] Adamic, L.A., Glance, N.: The political blogosphere and the 2004 us election: divided they blog. In: Proceedings of the 3rd International Workshop on Link Discovery, pp. 36–43 (2005). ACM
[49] Traud, A.L., Mucha, P.J., Porter, M.A.: Social structure of facebook networks. Physica A: Statistical Mechanics and its Applications **391**(16), 4165–4180 (2012)