

Betaboltz: a Monte-Carlo simulation tool for gas scattering processes

M. Renda^{a,*}, D. A. Ciubotaru^a

^a*IFIN-HH, Particles Physics Department, Măgurele, Romania*

Abstract

We present an open-source code for the simulation of electron and ion transport in arbitrary gas mixtures with static uniform electric and magnetic fields. The program provided microscopic interaction simulation and is interfaced with cross-section tables published by LXcat[1]. The code is written in C++14 and is available as shared library for easy integration into other simulation application.

Keywords: Electron transport; Ion transport; Monte-Carlo simulation; C++; Multi-Thread; Gaseous Detectors

PROGRAM SUMMARY

Program Title: Betaboltz

Licensing provisions: LGPL v3

Programming language: C++14

Nature of problem: Simulations of electron and ion transport in arbitrary gas mixture under static uniform electric and magnetic fields.

Solution method: Particle motion using classical and relativistic equation and interaction sampling using Monte-Carlo techniques.

Additional comments including Restrictions and Unusual features: At the time of writing only static uniform electromagnetic fields are supported but the implementation of arbitrary fields can be easily added given an analytical solution is available.

During the implementation of this software, we tried to maintain full compatibility with LXcat [1] XML format: unfortunately, it was not entirely possible, and a custom XML format was developed [2]. As a result, only a subset of the cross

*Corresponding author.

E-mail address: michele.renda@cern.ch

section tables available was converted into the new format and are collected into a separate project [3].

References

- [1] <https://fr.lxcat.net/home/>
- [2] <https://gitlab.com/micrenda/zcross/raw/master/share/zcross/zcross.xsd>
- [3] <https://gitlab.com/micrenda/zcross>

1. Introduction

Fully understanding of the charged particle transport in low-temperature gas mixtures, has crucial importance for the design and simulation of gas based radiation detectors. The modeling of these processes can be performed both by numerically solving the Boltzmann equation [1, 2], or by tracking the motion of charged particles using Monte-Carlo techniques [3]. Both approaches require the knowledge of the possible charged-neutral interactions for all the components of the gas mixture: this information can be obtained via theoretical quantum models or by measurements of the electron/ion swarm experiments.

When performing any calculation involving particle transport in low-temperature gases, it must be decided which cross section databases are used in the calculation. While, in the past, these tables had to be searched within the extensive available literature, now it is possible to access publicly available database like LXcat [4] which collect cross-section tables, drift velocity and other swarm attributes for an extensive set of gases.

Several Boltzmann and Monte-Carlo solver exists, but none of them can perform full detector simulations, and multi-thread execution is not supported. A well known and widespread solution is **Magboltz** [5], a Boltzmann solver which contains the cross section tables calculated by Biagi et al. [3] and allows fast determination of the electron swarm properties for a reasonable set of gases. In the same class of solvers, we can mention **BOLSIG+** [6], another Boltzmann solver which can be used to obtain electron transport coefficients and collision rate coefficients using a numerical solution of the Boltzmann equation. Another solution available is **METHES** [7], which

allows Monte-Carlo simulations for an arbitrary static electric field using cross-sections tables available from LXcat.

Although the software presented above are currently successfully used, we developed a better and more versatile solution, which can produce results with a higher level of details using fewer computation resources.

We will present here a list of the most important characteristics of our solution:

- Our framework is available as a C++ shared library, to be easily integrated into existing codes.
- Integrated support for multi-thread execution.
- Support for cross-section tables from LXcat.
- Possibility to simulate detector composed by multiple chambers with different electromagnetic fields and gases.
- Support for arbitrary static uniform e.m. fields.
- Integrated support for dimensional check at compile time.

The most important feature of this solutions is that we do not perform any calculation of the swarm attribute: the software will calculate the motion of every electron/ion inside the gas and will call a set of *handlers* for every collision. The user will be able to create its handlers and perform its analysis. This characteristic allows our solution to be used in various applications, ranging from the simulation of avalanche amplifications in detectors to the determination of drift velocities in gases under strong electromagnetic fields.

In this paper begins with a brief description of the theoretical framework (section 2), the library architecture is presented in section 3 and 3.4, at the section 5, we will present a new algorithm which can be used to choose an efficient trial frequency.

2. Theoretical framework

We will report here briefly the theoretical framework we used in the presented solution. A charged particle, under the effect of an electric and magnetic field, will be subject to acceleration. For non-relativist velocities, it is possible to calculate the evolution of the particle state using the classical

equation of motions (the specific formulas can be found here [8]). For higher velocities, relativistic formulas can be used as shown by Chin [9], providing more accurate results at the cost of increased computation time.

The collision occurs after random time t_c , depending on both by the particle speed and the gas mixture combined cross section:

$$\ln\left(\frac{1}{1-R}\right) = \int_0^{t_c} \nu(t) dt \quad (1)$$

where $R \in [0, 1)$ is an uniform random number and $\nu(t)$ is the interaction frequency of the particle in the gas. The value of the interaction frequency depends on the particle energy and the gas composition. For a gas mixture of N components, where each component has an elastic interaction mode and J inelastic ones, we have:

$$\nu(\epsilon) = \sqrt{\frac{2\epsilon}{m}} \sum_{k=1}^N n_k \left(\sigma_k(\epsilon) + \sum_{i=1}^{J_k} \sigma_{ki}(\epsilon) \right) \quad (2)$$

where ϵ and m are, respectively, the particle energy and mass, n_k is the molecule number density and σ_k and σ_{ki} the elastic and inelastic cross sections.

Resolving the equation 1 for every interaction would require the numerical solution of the integral for each collision, consuming an unmanageable computing time. To avoid that, it was used the *null collision* technique presented by Skullerud [10]: this technique allows to skip the numeric integration of $\nu(t)$ replacing it with a constant trial frequency $\nu' \geq \nu(t)$. The equation 1 now becomes:

$$t_c = -\frac{\ln(1-R)}{\nu'} \quad (3)$$

This substitution is possible only if we consider a fraction of the interaction as *null collision*, interactions which does not alter the direction and energy of the particle. To decide if an interaction should be considered *null*, we can use a uniform random number $R \in [0, 1)$ and mark as *null* all the collision where:

$$R > \nu(t)/\nu' \quad (4)$$

given that $\nu(t)$ is the real interaction frequency just before the collision.

It is important to notice that the determination of a *reasonable* value of ν' is quite important because it directly affects the computing performance. A value too high will generate a higher number of *null collisions*, decreasing the computing performance. A too low value will generate situations where $\nu(t) > \nu'$, invalidating the result. Several strategies are available [10, 11] to compute a proper value for the trial frequency we decided to remain open on any implementation, allowing the user to choose his strategy on how to determinate the ν' value (more details in section 5).

The last problem which remains to solve is how to handle the collisions: for a correct calculation, we would need the differential cross sections for each process, in the form of $\sigma(\epsilon, \theta)$. Unfortunately, such cross section tables are difficult to be obtained experimentally, and the in literature can be found such tables just for a limited set of gases. Instead, it is quite common find integral cross section for all gases used in gas detectors in form of total elastic cross section $\sigma_{el}(\epsilon)$ or momentum transfer cross sections $\sigma_{mt}(\epsilon)$.

In our implementation we decided to use the approach presented by Longo and Capitelli [12] and, more in detail, by Okhrimovskyy et. all. [13] This approach allows to use a pseudo-differential cross section generated by the combination of both σ_{el} and σ_{mt} . The scattering angle than can be calculated using the formula:

$$\cos(\theta) = 1 - \frac{2R}{1 + 8 \varepsilon (1 - R)} \quad (5)$$

where $R \in [0, 1]$ is an uniform random number and ε is the dimension-less energy in atomic units. It is important to remark that the formula above is valid only in atomic gases. A more complete formula is available here [13], providing a models fitting non-polar molecules: we intent to implement them in the near future.

The last actions we need to perform to successfully model the gas interactions, is to calculate the energy exchange for a given interactions, knowing the deviation angle θ . We use the model presented by Fraser and Mathieson [14], which give an analytical expression for both elastic collisions:

$$\frac{\varepsilon_f}{\varepsilon_i} = 1 - \frac{2mM(1 - \cos \theta)}{(m + M)^2} \quad (6)$$

and inelastic collision:

$$\frac{\varepsilon_f}{\varepsilon_i} = 1 - \frac{M}{m + M} \frac{\varepsilon_k}{\varepsilon_i} + \frac{2mM}{(m + M)^2} \left(\sqrt{1 - \frac{m + M}{M} \frac{\varepsilon_k}{\varepsilon_i} \cos \theta} - 1 \right) \quad (7)$$

where m and M are the mass of the bullet and target molecule, ε_i and ε_f is the energy before and after the collision and ε_k is the threshold energy characteristic to the given inelastic process.

3. Software architecture

In this section, we will present the architecture of our software. The project is divided into three modules, to maximize the reusability of the code:

- **Univec**: a custom created library which allow vector operations with compile time dimensional analysis [15].
- **ZCross**: a library which allows reading the cross section tables in XML format [16].
- **Betaboltz**: the main simulation library which we describe in this article [17].

In figure 1, we show the organization of the classes in the developed software library. Some classes are defined as abstract classes, and we encourage the end user to implement them for their specific needs, although we provide a set of concrete implementations to cover the most common operations.

In this section we will analyze each class, providing some details about their purpose and the implementations already existing by default. We want to remark this is only a very brief introduction and more details and examples can be found in the software user guide [18].

It is worth to mention we heavily use the concept of static dimensional checking [19] to reduce the probability of software bugs and improve type consistency.

3.1. *Betaboltz Simple*

This class is the starting point of the library and allows the simulation of an arbitrary number of electrons or ions for an indefinite amount of time. To be able to perform its job, we need to provide:

- A **BaseDetector**, providing the geometry, fields, and gases of the detector.

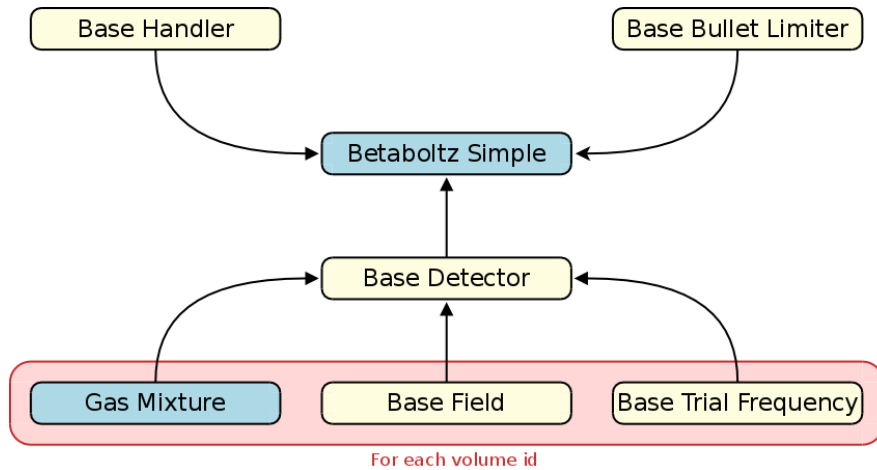


Figure 1: In this schema we can find the relation between the classes of our library. The classes in yellow are abstract (we provide some implementations for the most common cases).

- A list of `BaseBulletLimiter`, providing the conditions which will halt the simulation.
- A list of `BaseHandler`, providing the actions to perform when something notable happens in the simulation.

The only mandatory element is `BaseDetector`, which divide the space in volumes with specific gas conditions and e.m. fields. The other two elements are optional: if no `BaseBulletLimiter` is not added, a default one will be added, which will destroy the particles going outside the detector boundaries. If no `BaseHandler` is provided, no action will be performed during the simulation.

3.2. *BaseBulletLimiter*

This class will take care to destroy particles when a specific condition occurs. It can be used to limit the simulation up to a particular time or a specific energy range. In table 1, it is possible to find a list of existing implementations of this class, covering the most common usage. If none of the limiters existing satisfies the user needs, he can create his limiter implementing the method `BaseBulletLimiter::isOver()`. This class contains the actions to perform when something important happens during the simulation. In table 2 there are listed the methods which can be

Class Name	Description
<code>TimeBulletLimiter</code>	Limit the simulation to a certain duration.
<code>DistanceBulletLimiter</code>	Destroy any particle which goes too distant regards to a given point.
<code>EnergyBulletLimiter</code>	Destroy all the particles when the energy goes outside the given energy range.
<code>ChildrenBulletLimiter</code>	Limit the number of particles in the simulation
<code>InteractionBulletLimiter</code>	Limit the number of interaction a particle can have in a simulation
<code>OutOfDetectorBulletLimiter</code>	Destroy any particle which goes outside the detector. This is the default if no other limiter is specified.

Table 1: This is the list of the classes extending the class `BaseBulletLimiter`. If you need a behaviour not listed here, it is possible to create your own limiter implementing the method `isOver()`.

called during the simulation. Two implementations of this class already exist: `PrintProgressHandler` is used to print to the console the progress of the simulation while `ExportCSVHandler` is used to write to a CSV file the result of a simulation. A custom handler can be created overriding one or more of the methods listed in table 2.

3.3. *BaseHandler*

This class contains the actions to perform when something important happens during the simulation. In table 2 there are listed the methods which can be called during the simulation. Two implementations of this class already exist: `PrintProgressHandler` is used to print to the console the progress of the simulation while `ExportCSVHandler` is used to write into a CSV file the result of a simulation. A custom handler can be created overriding one or more of the methods listed in table 2.

Method	Description
<code>onRunStart</code>	This method is called when the simulation starts.
<code>onRunEnd</code>	This method is called when the simulation ends.
<code>onEventStart</code>	This method is called on the beginning of every event.
<code>onEventEnd</code>	This method is called at the end of every event.
<code>onBulletCreate</code>	This method is called when a new bullet is created (i.e. by an ionization).
<code>onBulletStep</code>	This method is called between two collisions. The 'from' prefix specify the state just after the last collision and the 'to' the state just before the current collision.
<code>onBulletCollision</code>	This method is called at every collision. The 'before' prefix specify the bullet state just before the collision, the 'after' just after.
<code>onBulletDestroy</code>	This method is called when a bullet is destroyed (i.e. by an attachment).

Table 2: Table representing the base handlers methods which are called during a simulation.

3.4. *BaseDetector*

This class contains the detector geometry: the physical space is divided by volumes, identified by a non-negative integer. Each volume has its own `GasMixture`, `BaseField` and `BaseTrialFrequency`. Negative integers are reserved and used to indicate the out-of-detector state. Two implementations exist to perform a simulation without the need to define a detector: `InfiniteDetector`, a detector with a single infinite volume, and `BoxDetector`, a rectangular cuboid containing a single volume.

3.5. *GasMixture*

A concrete class used to define the gas mixtures. It is possible to define gases of any arbitrary molecules, using common formula notations like $Si(CH_3)_4$: the software will take care to compute the molecule mass and to find a match in the cross-section tables database. Gas components can be specified by mass densities, molar densities or molecule number densities.

3.6. *BaseField*

This class specifies an electromagnetic field. As now, only uniform and static fields can be used but it can be easily expanded to non-uniform and non-static fields given an analytical solution can be given in the `moveParticle()` method. Currently only two implementations are provided: `UniformFieldClassic` provides the classical motion equation for both \mathbf{E} and \mathbf{B} fields, while the class `UniformFieldRelativisticChin` provides the motion equation for relativistic speeds as presented by S.A.Chin [9].

3.7. *BaseTrialFrequency*

This class provides the strategy used to determine the trial frequency during the simulation. This parameter is quite important because it directly affects the simulation performances. Two implementation are available, `LazyTrialFrequency` and `VariableTrialFrequency`, which will be discussed in section 5.

4. Multi-threading implementation

As stated in section 3, we wanted our solution to have integrated support of multi-thread execution. Proper multi-thread implementation in C++ is not a trivial task: if not carefully implemented, multi-thread execution can lead

to runtime data races and deadlocks. This kind of errors, can freeze the simulation or, worse, lead to incorrect results.

We decided to base our implementation on a common and well tested solution named `OpenMP` [20]. Using an already existing library helped us to focus only on the logical implementation of the parallel sections, letting the library to manage the data synchronization between the different threads.

As shown by figure 2, we decided to use a separate task for each charged particle: each new particle, created by an ionization, has its separate thread and can be executed concurrently with the other tasks. The `OpenMP` framework will take care to schedule the execution of each task and will take care to synchronize the shared data between the threads.

The drawback of this implementation is that only simulations containing multiple initial particles or presenting ionization processes can benefit from a higher number of execution threads.

Multi threading support can be enabled or disabled via the `ENABLE_OPENMP` cmake variable (default value is `ON`). The number of maximum active threads can be set using the `omp_set_num_threads` function or the `OMP_NUM_THREADS` environment variable.

5. Trial frequency strategies

In the previous section, we highlighted the importance of choosing a reasonable value for the trial frequency ν' used by the *null collision* algorithm. In the original article by Skullerud [10], it is discussed an algorithm on how a proper trial frequency can be determined. During our preliminary testing, we realized how vital a precise determination of the trial frequency is. Several studies focus their attention on how to optimize the execution of Monte-Carlo code using different algorithms built on lookup tables based on the particle energy [11].

Let's now introduce the concept of simulation efficiency. To do so, let's recall the *null collision* algorithm: during a simulation, after a time related to $1/\nu'$ (see eq. 3) we will have a possible interaction, which can be *real* or *null*. Then, we use a uniform random number to decide which kind of interaction is, as shown by eq. 4. Also, we have to verify if, just before the collision, the criteria $\nu(\varepsilon) \leq \nu'$ is respected: if not, we need to revert to the previous valid state and try again with an increased trial frequency. We want to remark that reverting to a previous state as computational cost higher than a null collision, due to the needs restart from a previous state.

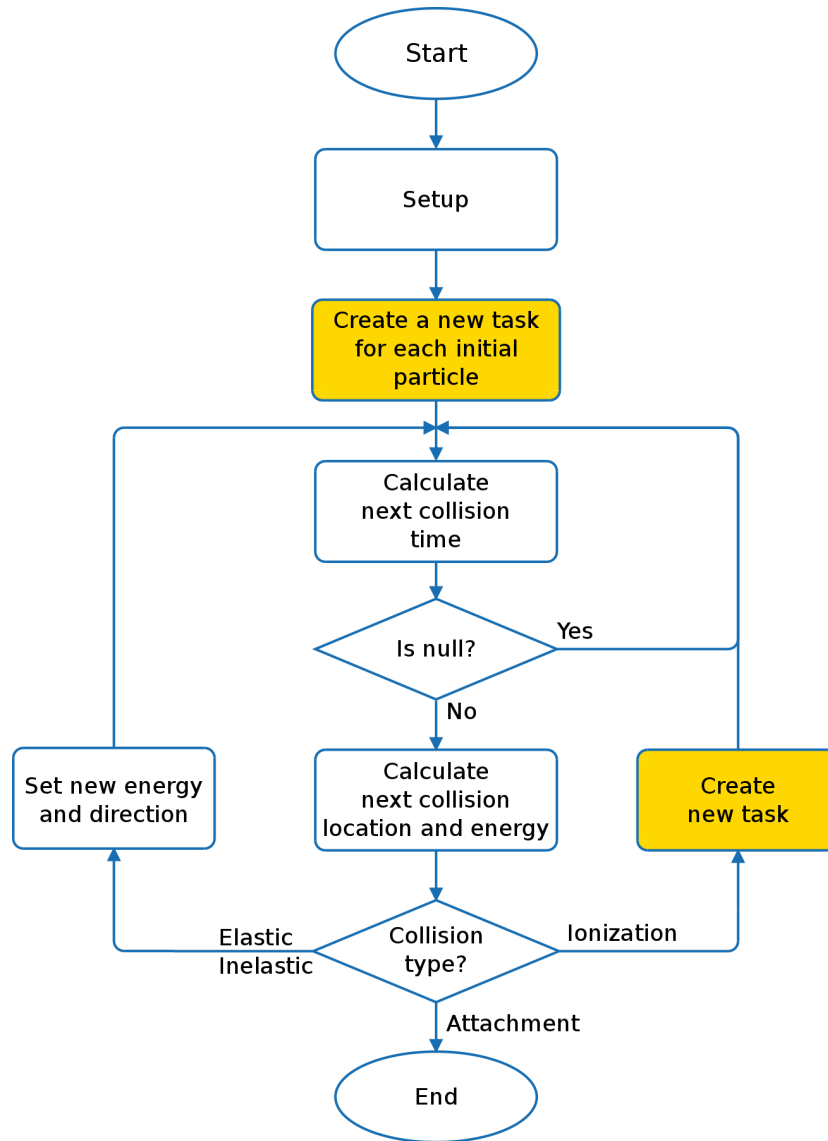


Figure 2: Simplified flow chart representing the main steps taken during a simulation. Orange boxes represent points where a new parallel task is launched, when multi-threading support is enabled. Parallel tasks are executed concurrently until the maximum number of active threads is achieved.

Observing a simulation, we can determinate three main figures related to the simulation frequency: the first one is the real frequency, the number of collisions per second altering the particle energy and path, named ν_{real} , the second one is the number of null collisions, ν_{null} , and the last one, how many time the simulations had to be halted and restated from a valid state, ν_{fail} . We can define the efficiency of our simulation as:

$$\eta = \frac{\nu_{real}}{\nu_{real} + \nu_{null} + \nu_{fail}} \quad (8)$$

In the library we developed, we provide two concrete implementations of the `TrialFrequency` strategy. We will discuss briefly the algorithms used and their limitations.

5.1. *LazyTrialFrequency*

This is the simplest and safest algorithm existing to determinate the trial frequency, but unfortunately, it has quite poor performance. Given a gas mixture, it scans the local maximum and minimum of the cross-section tables of the gas components. For each local peak, the algorithm calculates $\nu(\varepsilon)$ and at the end will keep the highest value from those calculated.

Using the value calculated in this way we can assert that $\nu_{fail} = 0$, so the simulation will never revert to a previous state. The drawback of this solution is that $\nu_{null} \gg \nu_{real}$, providing, in our testing, has an efficiency $\eta \approx 2.5\%$.

5.2. *VariableTrialFrequency*

During the development of the previous strategy, we noticed the real interaction frequency is strictly related to the particle energy and gas conditions. This algorithm will try to balance the ν_{null} and ν_{fail} , to achieve the highest possible efficiency η . If we have $\nu' = \nu_{real}$, we will surely get $\nu_{null} = 0$ but, from the other side, we can get a $\nu_{fail} \gg \nu_{real}$, with the related performance loss. In this algorithm, we set, at every collision, a new value for ν' with a specified overhead ζ assigned by the user (reasonable values are between 10% and 50%):

$$\nu' = (1 + \zeta) \cdot \nu(\varepsilon) \quad (9)$$

Using this approach we were able to obtain an efficiency of $\eta \approx 70\%$ in several simulations when using a $\zeta \approx 25\%$, as shown in fig. 5.2. It is important to remark that this is a state-less approach: we do not keep any state variable

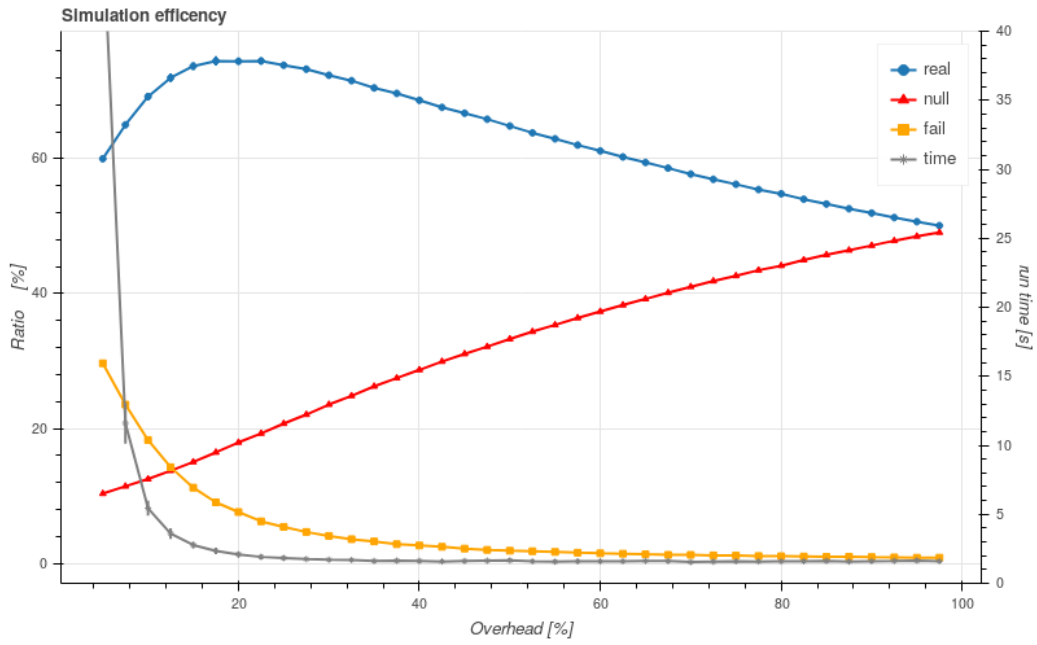


Figure 3: This graph shows the values for proportion between real, null and fail collision during a simulation for different values of the parameter ζ . The simulation was performed in a $2\text{ mm} \times 2\text{ mm} \times 2\text{ mm}$ cube filled with a CO_2 atmosphere at 1.66575 g/cm^3 with $E_z = 1\text{ kV/cm}$ and $B_z = 1\text{ T}$. The simulation was performed 50 times for each overhead value. Standard deviation bars are too small to be visible.

for the moving particles to reduce memory usage. State-full approaches could improve the efficiency to higher values, but it was not the main aim of our study.

5.3. Writing custom trial frequency strategies

It is possible to write a custom trial frequency strategy, to increase the efficiency in certain situations. A custom strategy can be written by extending the class `TrialFrequency`, implementing these methods:

- `getInitialTrialFrequency`
- `getNextTrialFrequencyOnReal`
- `getNextTrialFrequencyOnNull`
- `getNextTrialFrequencyOnFail`

It is important to notice that these methods are `const`, forcing to write a state-less algorithm. We will evaluate in the future the opportunity to make these methods `non-const`, allowing a more efficient strategy at the cost of increased memory usage. During the simulation, it is possible to check the current efficiency using the method `BetaboltzSimple::getStatsEfficiency()`.

6. Benchmarks

A new software tool needs to demonstrate its ability to replicate data available in the literature. In this section, we will compare the drift velocity of an electron swarm in CF_4 . The results of our simulation can be found in fig. 4. We want to remark that our results are according to the experimental values for reduced fields up to ≈ 20 Td, and from this value, our data diverges from the experimental data. We suspect that this difference is due to the model used for the scattering angle (see eq. 5), which is suitable only for atomic gases.

Another critical benchmark, shown in figure 5, compares the execution time for different values of the electric field. The missing performance gain for the lower fields can be justified due to the nature of the collision processes happening at lower energy, mainly elastic and inelastic collisions, which can not be executed concurrently.

At higher field values, electrons gain enough energy to enable ionization processes: in this condition, it is possible to linearly increase the simulation performance using additional threads, transforming it to an "embarrassingly parallel" problem [21]. In the latter case, we can achieve a performance gain proportional to the number of running threads available for the simulation.

7. Limitations and future plans

In this section, we will discuss the current limitations of the presented library and future development plans. The most impelling limitation regards the model we use to determinate the scattering angle in the collision, as shown in eq. 5. We intend to improve the model used for the simulation of the collision for non-atomic gases.

Another issue is the limited variety of cross section tables available in `ZCross` [16]: despite our primary objective that was to be fully compatible with the XML file format available from `LXcat` [4], we had to define our XML schema and, consequently, we had to convert the cross sections tables to our format. We plan to collaborate with the `LXcat` team to implement a more robust XML format with a proper scheme to facilitate the parsing by simulation software.

Because the code can only simulate uniform static fields, we intend to include cylindrical electromagnetic field feature. Is also foreseen the implementation of the support for arbitrary fields, not necessarily time independent, enabling the simulation of more complex detectors

8. Conclusions

We developed and tested a `C++` shared library with multi-thread and dimensional static analysis support, for the simulation of electron and ion transport in arbitrary gas mixtures with static uniform electric and magnetic fields. We presented a short theoretical introduction and we have described in detail our open-source code architecture.

The framework was validated against available data from the literature, and we found a good match up to the reduced field of 20 Td. Users are encouraged to use our software and to give us feedback. This software is distributed under *LGPL V3* license and is free for any use, including the linking into proprietary software under the terms of the license. No expressed or implied warranty is provided with this software, and the end user is responsible for the correctness of the results provided by this library.

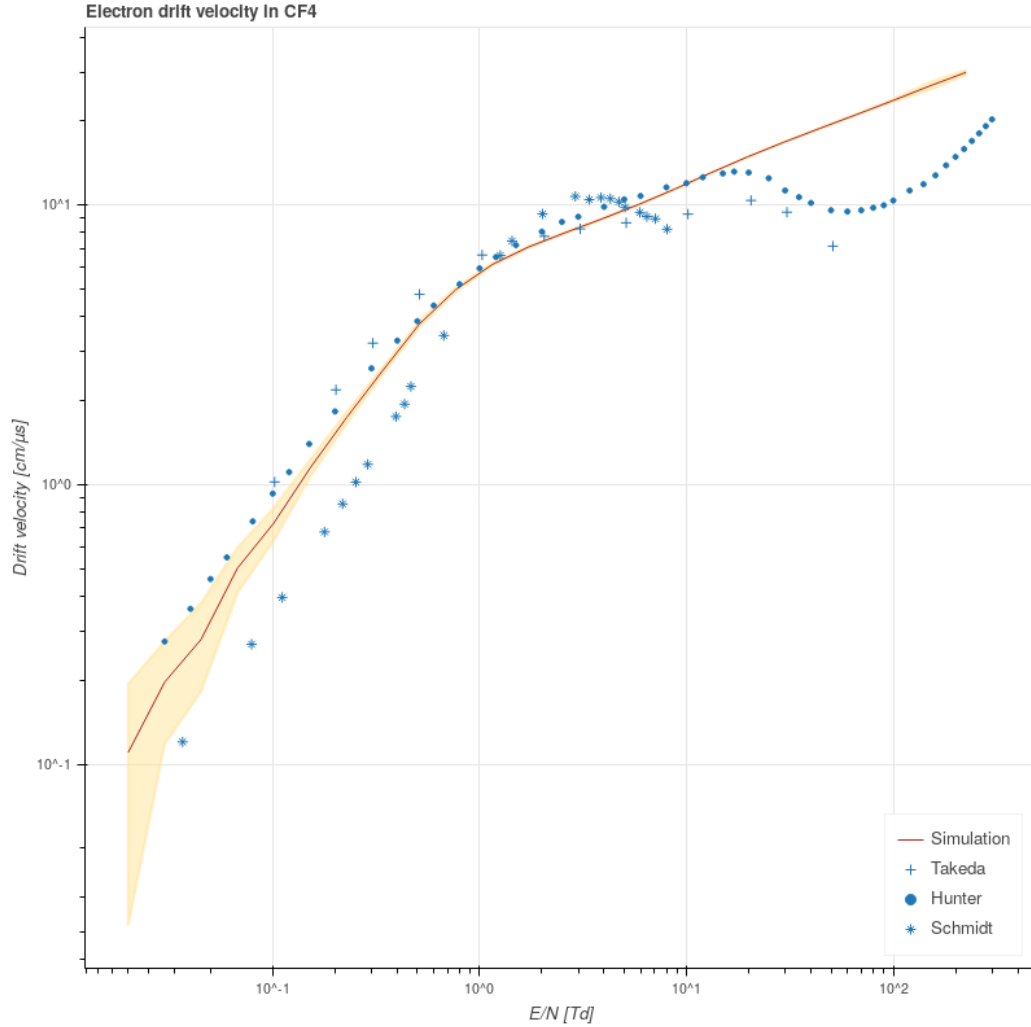


Figure 4: Simulation of electron drift velocity in CF_4 with density of 3.72 mg/cm^3 . Cross section tables were calculated by Bordage database. The simulated values are compared by literature values presented by Hunter et al [22], Takeda and Ikuta [23], Schmidt and Polenz [24]. The yellow area represents the standard deviation of the value obtained by simulating 50 events for each value of the electric field. Each event is simulated in an infinite volume, limited to 10 000 collisions.

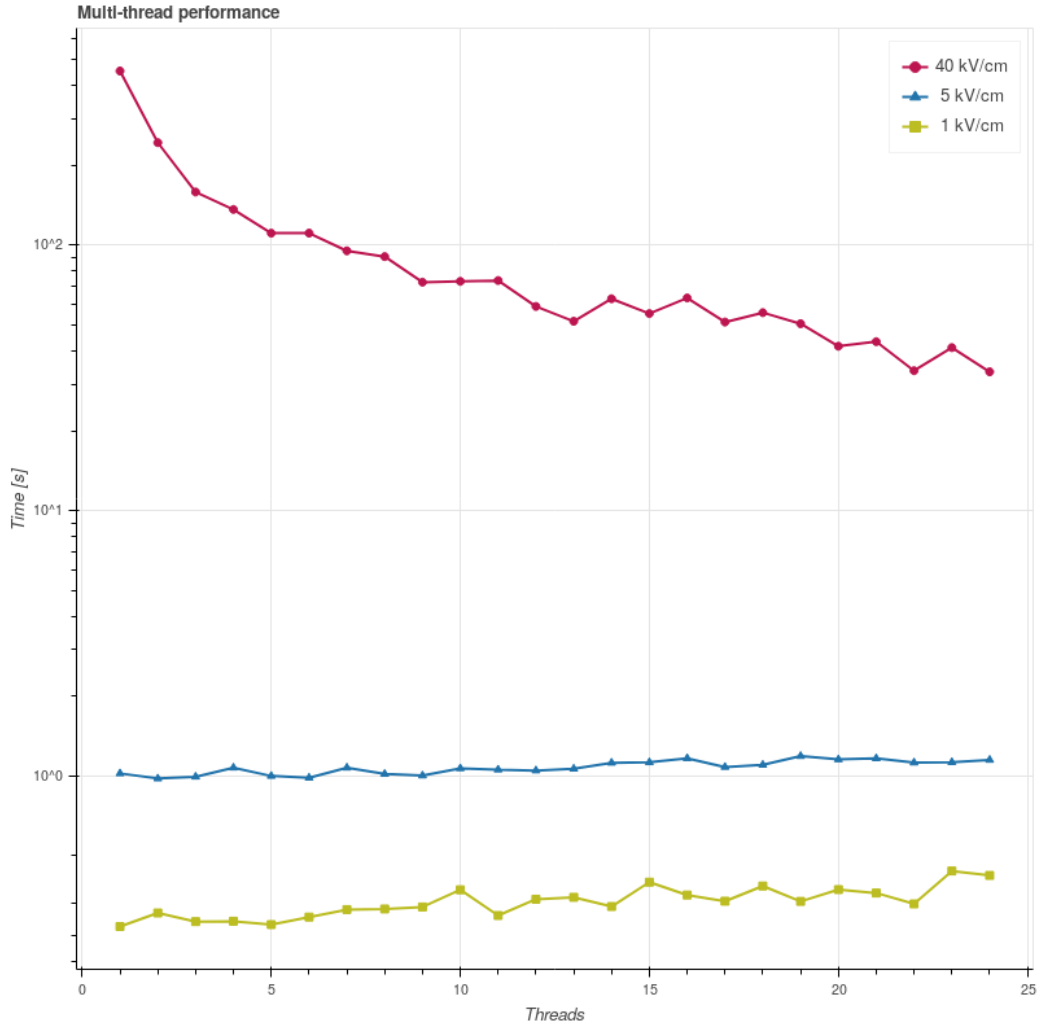


Figure 5: Computing time for the simulation of a single electron seed in $Ar : CO_2$ with mass ratios respectively 93% and 7% and total density of 1.665 75 mg/cm. The simulation take place in an infinite volume for 1 ns with a static electric field aligned along the z axis. The simulation was executed 50 times for each different thread quantity and the average values were displayed. The simulation was executed on a 24 threads Intel(R) Xeon(R) CPU E5-2643 v4 at 3.40GHz with 128 GiB of RAM.

We would like to specially thanks Prof. Siu A. Chin, for the kind support given during the implementation of the relativistic formula, Prof. Theo Alexopoulos, for the valuable input on the simulation of micromegas detectors, Prof. Călin Alexa, for his valuable suggestions, and we would like to thank our IFIN-HH ATLAS group colleagues, for the constructively and friendly environment they create every day. This work was supported by the Romanian Ministry of Research and Innovation through the research grant ATLAS CERN-RO.

References

- [1] L. Boltzmann, Vorlesungen über gasstheorie, Vol. 1, JA Barth, 1896.
- [2] K. F. Ness, Multi-term solution of the Boltzmann equation for electron swarms in crossed electric and magnetic fields, *Journal of Physics D: Applied Physics* 27 (9) (1994) 1848. doi:10.1088/0022-3727/27/9/007.
URL <http://stacks.iop.org/0022-3727/27/i=9/a=007>
- [3] S. F. Biagi, Monte carlo simulation of electron drift and diffusion in counting gases under the influence of electric and magnetic fields, *Nuclear Instruments and Methods A421* (1999) 234–240. doi:10.1016/S0168-9002(98)01233-9.
- [4] L. C. Pitchford, L. L. Alves, K. Bartschat, S. F. Biagi, M.-C. Bordage, I. Bray, C. E. Brion, M. J. Brunger, L. Campbell, A. Chachereau, B. Chaudhury, L. G. Christophorou, E. Carbone, N. A. Dyatko, C. M. Franck, D. V. Fursa, R. K. Gangwar, V. Guerra, P. Haefliger, G. J. M. Hagelaar, A. Hoesl, Y. Itikawa, I. V. Kochetov, R. P. McEachran, W. L. Morgan, A. P. Napartovich, V. Puech, M. Rabie, L. Sharma, R. Srivastava, A. D. Stauffer, J. Tennyson, J. de Urquijo, J. van Dijk, L. A. Viehland, M. C. Zammit, O. Zatsarinny, S. Pancheshnyi, Lxcat: An open-access, web-based platform for data needed for modeling low temperature plasmas, *Plasma Processes and Polymers* 14 (1-2). doi:10.1002/ppap.201600098.
- [5] Magboltz - transport of electrons in gas mixtures.
URL <http://magboltz.web.cern.ch/magboltz/>

- [6] BOLSIG+.
URL <https://www.bolsig.laplace.univ-tlse.fr/>
- [7] M. Rabie, C. M. Franck, METHES: A monte carlo collision code for the simulation of electron transport in low temperature plasmas 203 268–277. doi:10.1016/j.cpc.2016.02.022.
URL <http://www.sciencedirect.com/science/article/pii/S0010465516300376>
- [8] M. Renda, A monte-carlo software tools for the characterization of gas mixtures in various detector, Romanian Journal of Physics 63 (7-8).
- [9] S. A. Chin, Relativistic motion in a constant electromagnetic field 50 (1) 012904. doi:10.1063/1.3064796.
URL <https://aip.scitation.org/doi/10.1063/1.3064796>
- [10] H. R. Skullerud, The stochastic computer simulation of ion motion in a gas subjected to a constant electric field, Journal of Physics D: Applied Physics 1 (11) (1968) 1567. doi:10.1088/0022-3727/1/11/423.
URL <http://stacks.iop.org/0022-3727/1/i=11/a=423>
- [11] M. J. Brennan, Optimization of monte carlo codes using null collision techniques for experimental simulation at low e/n 19 (2) 256–261. doi:10.1109/27.106822.
- [12] S. Longo, M. Capitelli, A simple approach to treat anisotropic elastic collisions in Monte Carlo calculations of the electron energy distribution function in cold plasmas, Plasma Chemistry and Plasma Processing 14 (1) (1994) 1–13. doi:10.1007/BF01448734.
URL <https://link.springer.com/article/10.1007/BF01448734>
- [13] A. Okhrimovskyy, A. Bogaerts, R. Gijbels, Electron anisotropic scattering in gases: A formula for monte carlo simulations 65 (3) 037402. doi:10.1103/PhysRevE.65.037402.
URL <https://link.aps.org/doi/10.1103/PhysRevE.65.037402>
- [14] G. W. Fraser, E. Mathieson, Monte carlo calculation of electron transport coefficients in counting gas mixtures 257 (2) 339–345. doi:10.1016/0168-9002(87)90755-8.
URL <http://www.sciencedirect.com/science/article/pii/S0168900287907558>

- [15] M. Renda, Univec library.
URL <https://gitlab.com/micrenda/univec>
- [16] M. Renda, Zcross library.
URL <https://gitlab.com/micrenda/zcross>
- [17] M. Renda, Betaboltz library.
URL <https://gitlab.com/micrenda/betaboltz>
- [18] Betaboltz user guide.
URL <https://gitlab.com/micrenda/betaboltz/raw/master/doc/manual.pdf>
- [19] M. C. Schabel, S. Watanabe, Boost. units 1.1.0 (2003).
URL https://www.boost.org/doc/libs/1_67_0/doc/html/boost_units.html
- [20] L. Dagum, R. Menon, Openmp: An industry-standard api for shared-memory programming, IEEE Comput. Sci. Eng. 5 (1) (1998) 46–55.
doi:10.1109/99.660313.
URL <https://doi.org/10.1109/99.660313>
- [21] M. Herlihy, The Art of Multiprocessor Programming, Revised Reprint, Elsevier, 2012.
- [22] S. R. Hunter, J. G. Carter, L. G. Christophorou, Electron motion in the gases CF₄, C₂F₆, C₃F₈, and n-C₄F₁₀, Physical Review A 38 (1) (1988) 58–69. doi:10.1103/PhysRevA.38.58.
- [23] A. Takeda, N. Ikuta, Mobility Analysis of Electrons in CF₄ by FTI Method, Journal of the Physical Society of Japan 62 (7) (1993) 2368–2381. doi:10.1143/JPSJ.62.2368.
- [24] B. Schmidt, S. Polenz, Electron motion in counting gases new answers and new questions 273 (2) 488–493. doi:10.1016/0168-9002(88)90041-1.
URL <http://www.sciencedirect.com/science/article/pii/0168900288900411>