

On the Uplink Achievable Rate of Massive MIMO System With Low-Resolution ADC and RF Impairments

Liangyuan Xu, Xintong Lu, Shi Jin, Feifei Gao and Yongxu Zhu

Abstract—This paper considers channel estimation and uplink achievable rate of the coarsely quantized massive multiple-input multiple-output (MIMO) system with radio frequency (RF) impairments. We utilize additive quantization noise model (AQNM) and extended error vector magnitude (EEVM) model to analyze the impacts of low-resolution analog-to-digital converters (ADCs) and RF impairments respectively. We show that hardware impairments cause a nonzero floor on the channel estimation error, which contraries to the conventional case with ideal hardware. The maximal-ratio combining (MRC) technique is then used at the receiver, and an approximate tractable expression for the uplink achievable rate is derived. The simulation results illustrate the appreciable compensations between ADCs' resolution and RF impairments. The proposed studies support the feasibility of equipping economical coarse ADCs and economical imperfect RF components in practical massive MIMO systems.

Index Terms—Quantized massive MIMO, uplink rate, channel estimation, RF impairments, low-resolution ADC, MRC.

I. INTRODUCTION

MASSIVE multi-input multi-output (MIMO), a promising technology for 5G mobile network, deploys a large number of radio frequency (RF) chains and analog-to-digital converters (ADCs) at the base station (BS) [1]. As the number and quality of ADCs and RF chains increase, the financial costs and energy dissipation will grow significantly, which motivates studies of equipping economical coarse ADCs and imperfect RF chains in massive MIMO system.

Under the assumption of additive quantization noise model (AQNM), the impacts of low-resolution ADCs on the uplink achievable rate of massive MIMO system were investigated in [2], [3], and the asymptotic downlink achievable rate was derived in [4]. For the special case of 1-bit quantization, channel estimation and performance of massive MIMO system have been investigated in [5]. These studies, however, ignored RF impairments, e.g., amplifier nonlinearities, I/Q imbalance and phase noise.

On the other hand, the effects of I/Q imbalance were analyzed in [6]. To capture the aggregate impact of different types of RF impairments, [7] proposed a generalised

error model, named extended EVM (EEVM). However, low-resolution ADCs were not taken into account.

The impacts of both ADCs and RF impairments on the energy efficiency, capacity and estimation were investigated in [8]. However, the overall impacts were modeled as additive Gaussian noise which is excessively general.

In this paper, we investigate the uplink achievable rate and channel estimation of massive MIMO system with both low-resolution ADCs and RF impairments. Instead of modeling these impacts as simple additive Gaussian noise, we utilize AQNM and EEVM model to capture the impacts of coarse ADCs and RF impairments respectively. Specifically, we first propose an approach for channel estimation under minimum mean square error (MMSE) criterion, and we demonstrate that the estimation accuracy is limited by both coarse ADCs and hardware impairments. Then, the maximal-ratio combining (MRC) technique is applied at the receiver with imperfect channel state information (CSI), and a tightly approximated tractable expression of the uplink achievable rate is derived. We show that increasing the number of receiver antennas could mitigate the performance degradation caused by both coarse ADCs and RF impairments. In addition, the appreciable compensations between ADCs' resolution and RF impairments are illustrated, which indicates that the performance loss caused by severe RF impairments could be compensated by improving the resolution of ADCs, and vice versa. These compensations is valuable and could be used to optimize the financial costs and energy dissipation of massive MIMO system.

II. SYSTEM MODEL

Consider a multi-user massive MIMO system consisted of a BS with M antennas and K single-antenna users, as demonstrated in Fig. 1. Assume that RF chains and ADCs of the BS are ideal. The received signal vector at the BS is

$$\mathbf{y} = \sqrt{\rho}\mathbf{G}\mathbf{x} + \mathbf{n}, \quad (1)$$

where \mathbf{G} is the $M \times K$ channel matrix with the (m, k) th element g_{mk} , \mathbf{x} denotes the $K \times 1$ symbols vector transmitted by K users, ρ is the normalized average power of each user, and $\mathbf{n} \sim \mathcal{CN}(0, \mathbf{I})$ is the additive white Gaussian noise vector.

The channel coefficient between the k th user and the m th antenna of the BS is modeled as

$$g_{mk} = h_{mk}\sqrt{\beta_k}, \quad (2)$$

L. Xu and F. Gao are with the Department of Automation, Tsinghua University, Beijing 100084, China (e-mail: xly18@mails.tsinghua.edu.cn; feifeigao@ieee.org).

X. Lu and S. Jin are with the National Mobile Communications Research Laboratory, Southeast University, Nanjing 210096, China (e-mail: luxintong@seu.edu.cn; jinshi@seu.edu.cn).

Y. Zhu is with the Wolfson School of Mechanical, Electrical and Manufacturing Engineering, Loughborough University, Leicestershire, LE11 3TU, UK (e-mail: yongxu.zhu.13@ucl.ac.uk).

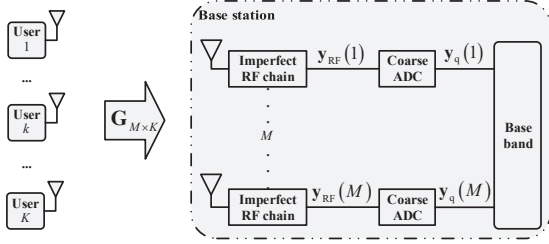


Fig. 1. Block diagram of multi-user massive MIMO system

TABLE I
 μ FOR DIFFERENT QUANTIZATION BITS b

b	1	2	3	4	5
μ	0.3634	0.1175	0.03454	0.009497	0.002499

where $h_{mk} \sim \mathcal{CN}(0, 1)$ is the fast-fading coefficient, and β_k presents both geometric attenuation and shadow fading of the k th user to the whole antenna array [1].

With the existence of errors caused by imperfect RF chains, we should adopt EEVM to rewrite the received signal as [7, Chapter 7]

$$\mathbf{y}_{\text{RF}} = \sqrt{\rho} \chi \mathbf{G} \mathbf{x} + \mathbf{n}_{\text{RF}} + \mathbf{n}, \quad (3)$$

where \mathbf{y}_{RF} is the received vector after imperfect RF chains, $\chi = \text{diag}\{\chi(1), \dots, \chi(M)\}$, $\mathbf{n}_{\text{RF}} = \{n_{\text{RF}}(1), \dots, n_{\text{RF}}(M)\}^T$, $n_{\text{RF}}(m)$ denotes the additive distortion noise of the m th RF chains, and $\chi(m) = \kappa(m)e^{j\varphi(m)}$ presents scaling and phase shift effects of the m th RF chains with $|\kappa(m)| \leq 1$. The mapping of these parameters to particular type of RF impairment (e.g., nonlinearity, I/Q imbalance and phase noise) could be found in [7, Chapter 7]. For ease of derivation, we assume that $n_{\text{RF}}(m)$ is Gaussian with $n_{\text{RF}}(m) \sim \mathcal{CN}(0, \sigma_m^2)$, and impairments of all RF chains are in the same level with $\chi(m) = \chi$ and $\sigma_m = \sigma$ in the remainder of this paper.

Assuming the automatic gain control (AGC) is ideal and set properly, we can use AQNM to model the coarsely quantized outputs as [2]

$$\mathbf{y}_q = \eta \mathbf{y}_{\text{RF}} + \mathbf{n}_q = \eta \sqrt{\rho} \chi \mathbf{G} \mathbf{x} + \eta \mathbf{n}_{\text{RF}} + \eta \mathbf{n} + \mathbf{n}_q, \quad (4)$$

where \mathbf{n}_q is the additive quantization noise vector such that \mathbf{n}_q and \mathbf{y}_{RF} are uncorrelated, $\eta = 1 - \mu$, and μ is the inverse of signal-to-quantization-noise ratio. We define $\mathbf{P} \triangleq \chi \mathbf{G}$ as *effective channel*. Let b denotes the quantization bits. Then, μ can be approximately expressed as $\mu = \frac{\pi\sqrt{3}}{2} 2^{-2b}$ for $b > 5$, and the values of μ for $b \leq 5$ are listed in Table I [9].

For given channel realizations \mathbf{G} , the covariance matrix of \mathbf{n}_q can be expressed as [9]

$$\mathbf{C}_{\mathbf{n}_q} = \mathbb{E}\{\mathbf{n}_q \mathbf{n}_q^H | \mathbf{G}\} = \mathbb{E}\{\eta(1 - \eta) \text{diag}\{\mathbf{y}_{\text{RF}} \mathbf{y}_{\text{RF}}^H\}\}. \quad (5)$$

Assume that \mathbf{C}_x is the covariance matrix of input signal with $\mathbf{C}_x = \mathbf{I}$, and $\mathbf{C}_{\mathbf{n}_{\text{RF}}}$ is the covariance matrix of \mathbf{n}_{RF} with $\mathbf{C}_{\mathbf{n}_{\text{RF}}} = \sigma^2 \mathbf{I}$ where σ^2 is variance of $n_{\text{RF}}(m)$. Then, (5) can be simplified as

$$\mathbf{C}_{\mathbf{n}_q} = \eta(1 - \eta) \text{diag}\{\rho \chi \mathbf{G} \mathbf{G}^H \chi^H + \mathbf{I} + \mathbf{C}_{\mathbf{n}_{\text{RF}}}\}. \quad (6)$$

III. CHANNEL ESTIMATION

We consider a block fading scenario where the channel remains constant during the coherent interval. Each interval is divided into two parts: one part for pilot sequences and the other for data. During pilot sequences transmission, each user transmits τ pilot symbols simultaneously. Combining τ quantized vectors of (4) into a matrix yields

$$\mathbf{Z}_q = [\mathbf{y}_q^1, \dots, \mathbf{y}_q^\tau] = \eta \sqrt{\rho} \mathbf{P} \mathbf{\Phi}^T + \eta \mathbf{N}_{\text{RF}} + \eta \mathbf{N} + \mathbf{N}_q, \quad (7)$$

where $\mathbf{Z}_q \in \mathbb{C}^{M \times \tau}$ is the quantized outputs, ρ_p is the power of pilot sequences, \mathbf{N}_q , \mathbf{N} and \mathbf{N}_{RF} are matrix forms of \mathbf{n}_q , \mathbf{n} and \mathbf{n}_{RF} respectively, and $\mathbf{\Phi} \in \mathbb{C}^{\tau \times K}$ ($\tau \geq K$) denotes the pilot matrix. We take $\mathbf{\Phi}$ as K columns of the $\tau \times \tau$ DFT (Discrete Fourier Transform) matrix such that $\mathbf{\Phi}$ is column-wise orthogonal.

Let us vectorize \mathbf{Z}_q and obtain

$$\mathbf{z}_q = \text{vec}(\mathbf{Z}_q) = \eta \sqrt{\rho} \bar{\mathbf{\Phi}} \mathbf{p} + \eta \mathbf{n}_{\text{RF}} + \eta \mathbf{n} + \mathbf{n}_q, \quad (8)$$

where $\bar{\mathbf{\Phi}} = (\mathbf{\Phi} \otimes \mathbf{I}_M)$, \otimes denotes the Kronecker product, $\mathbf{p} = \text{vec}(\mathbf{P})$ is the vector form of the *effective channel* \mathbf{P} , $\mathbf{n}_{\text{RF}} = \text{vec}(\mathbf{N}_{\text{RF}})$, $\mathbf{n} = \text{vec}(\mathbf{N})$ and $\mathbf{n}_q = \text{vec}(\mathbf{N}_q)$.

Theorem 1. *The linear minimum mean square error (LMMSE) estimator of \mathbf{p} is [10]*

$$\hat{\mathbf{p}} = \mathbf{C}_{\mathbf{p} \mathbf{z}_q} \mathbf{C}_{\mathbf{z}_q}^{-1} \mathbf{z}_q, \quad (9)$$

where $\mathbf{C}_{\mathbf{p} \mathbf{z}_q}$ is the covariance matrix between \mathbf{p} and \mathbf{z}_q , $\mathbf{C}_{\mathbf{z}_q}$ is the covariance matrix of \mathbf{z}_q , and $\hat{\mathbf{p}} = \text{vec}(\hat{\mathbf{P}})$ is the estimator of the *effective channel*. The normalized MSE is

$$\text{MSE} = \frac{\mathbb{E}\left\{\|\hat{\mathbf{p}} - \mathbf{p}\|_2^2\right\}}{MK} = \frac{\sum_{k=1}^K (\beta_k |\chi|^2 - \alpha_k \beta_k |\chi|^2)}{K}, \quad (10)$$

where

$$\alpha_k \triangleq \frac{\eta \rho_p \tau |\chi|^2 \beta_k}{\eta \rho_p \tau |\chi|^2 \beta_k + (1 - \eta) \rho_p |\chi|^2 \sum_{k=1}^K \beta_k + \sigma^2 + 1}. \quad (11)$$

Proof: See Appendix A. ■

Note that α_k is interpreted as the accuracy of the estimator and is characterized by the level of hardware impairments, pilot power and pilot length. Since the denominator of (11) is greater than the numerator, we have $0 \leq \alpha_k \leq 1$. When $\alpha_k = 1$, MSE in (10) becomes zero, which means perfect CSI without estimation error. On the other hand, $\alpha_k = 0$ means the worst estimator.

Remark 1. *In the high SNR regime, if $\tau = K$, we have*

$$\lim_{\rho_p \rightarrow \infty} \alpha_k = \frac{\eta K \beta_k}{\eta K \beta_k + (1 - \eta) \sum_i \beta_i} < 1, \quad (12)$$

$$\lim_{\rho_p \rightarrow \infty} \text{MSE} = \sum_{k=1}^K \left(\left(\frac{1}{K} - \frac{\eta \beta_k}{\eta K \beta_k + (1 - \eta) \sum_i \beta_i} \right) \beta_k |\chi|^2 \right). \quad (13)$$

Remark 1 indicates that there is a nonzero error floor as $\rho_p \rightarrow \infty$ which contraries to the ideal hardware case. This nonzero error floor is characterized by the level of hardware impairments and cannot be eliminated by increasing SNR.

IV. UPLINK ACHIEVABLE RATE

By using MRC technique with imperfect CSI obtained from (9), we can modify the quantized signal vector of (4) into

$$\mathbf{r} = \widehat{\mathbf{P}}^H \mathbf{y}_q. \quad (14)$$

Substituting (4) into (14), we obtain

$$\mathbf{r} = \eta\sqrt{\rho_u}\widehat{\mathbf{P}}^H \mathbf{P} \mathbf{x} + \eta\widehat{\mathbf{P}}^H (\mathbf{n}_{\text{RF}} + \mathbf{n}) + \widehat{\mathbf{P}}^H \mathbf{n}_q. \quad (15)$$

The n th element of \mathbf{r} can be expressed as

$$r_n = \underbrace{\eta\sqrt{\rho_u}\widehat{\mathbf{p}}_n^H \mathbf{P} \mathbf{x}_n + \eta\widehat{\mathbf{p}}_n^H (\mathbf{n}_{\text{RF}} + \mathbf{n}) + \widehat{\mathbf{p}}_n^H \mathbf{n}_q + \eta\sqrt{\rho_u} \sum_{k=1, k \neq n}^K \widehat{\mathbf{p}}_n^H \mathbf{p}_k x_k}_{\triangleq \xi}, \quad (16)$$

where \mathbf{p}_n is the n th column of \mathbf{P} , $\widehat{\mathbf{p}}_n$ is the n th column of $\widehat{\mathbf{P}}$, and the random variable ξ presents noise-plus-interference with zero mean and variance

$$\mathcal{I}_G = \eta^2 \widehat{\mathbf{p}}_n^H \mathbf{C}_{\text{RF}} \widehat{\mathbf{p}}_n + \eta^2 \|\widehat{\mathbf{p}}_n\|_2^2 + \widehat{\mathbf{p}}_n^H \mathbf{C}_{\text{n}} \widehat{\mathbf{p}}_n + \eta^2 \rho_u \sum_{k=1, k \neq n}^K |\widehat{\mathbf{p}}_n^H \mathbf{p}_k|^2. \quad (16)$$

We model ξ as additive Gaussian noise which is uncorrelated with x_n . Then, we can derive the ergodic uplink achievable rate of the n th user as

$$R_n = \mathbb{E} \left\{ \log_2 \left(1 + \frac{\rho_u \eta^2 |\widehat{\mathbf{p}}_n^H \mathbf{p}_n|^2}{\mathcal{I}_G} \right) \right\}, \quad (17)$$

where the expectation is taken with respect to h_{mn} . Since we cannot directly derive a tractable expression from (17), an approximate expression is presented as follows

Theorem 2. *The ergodic uplink achievable rate R_n of the n th user can be approximated as*

$$\widetilde{R}_n = \log_2 \left(1 + \frac{\eta \rho_u |\chi|^2 \beta_n (\alpha_n M + 1)}{\mathcal{D}} \right), \quad (18)$$

where \mathcal{D} is given by

$$\mathcal{D} = \rho_u |\chi|^2 \left(\sum_i^K (\beta_i) - \eta \beta_n \right) + (1 - \eta) \alpha_n \rho_u |\chi|^2 \beta_n + \sigma^2 + 1.$$

Proof: See Appendix B. ■

Theorem 2 shows the impacts of coarse ADCs, RF impairments and channel estimation errors on the achievable rate. Compared to the related works in [2], [5], [8], we consider more general case with both coarse ADC and RF impairments included. Since the expression in *Theorem 2* is complicated, the compensations between ADCs' resolution and RF impairments are implicit. Compensations mean that the performance loss caused by severe RF impairments could be compensated by improving the resolution of ADCs, and vice versa. To gain insights into the compensations, we will investigate the following special cases of *Theorem 2*.

Remark 2. *Assuming perfect CSI ($\alpha_k = 1$), the upper bound of \widetilde{R}_n is*

$$\widetilde{R}_{n, \text{upper}} = \log_2 \left(1 + \frac{\beta_n + M \beta_n}{\frac{1}{\eta} \sum_{i=1}^K (\beta_i) + \left(\frac{1}{\eta} - 2 \right) \beta_n + \frac{1 + \sigma^2}{\eta \rho_u |\chi|^2}} \right). \quad (19)$$

If RF components are ideal and only low-resolution ADCs are considered, e.g., $|\chi| = 1$ and $\sigma^2 = 0$, (19) is consistent with the result in [2]. Note that η , σ^2 , χ and p_u merely appear in the denominator of (19), and M only appears in the numerator. Therefore, it is easy to figure out that the loss of the uplink achievable rate caused by hardware impairments could always be compensated by increasing the number of antennas M . The compensation by increasing p_u , however, is unsatisfying since p_u merely appears in the term $(1 + \sigma^2)/\eta p_u |\chi|^2$. As $p_u \rightarrow \infty$, $(1 + \sigma^2)/\eta p_u |\chi|^2$ will converge to zero and (19) will converge as well. The reason is that interferences among users deteriorate as p_u increases.

Remark 3. *The approximated achievable rate in (18) can be simplified to*

$$\widetilde{R}_n = \log_2 \left(1 + \frac{\beta_n (\alpha_n M + 1)}{\frac{1}{\eta} \sum_{i=1}^K \beta_i + \frac{\alpha_n \beta_n}{\eta} - (1 + \alpha_n) \beta_n + \frac{1 + \sigma^2}{\eta \rho_u |\chi|^2}} \right). \quad (20)$$

Note that in the denominator of (20), the impacts of low-resolution ADCs and RF impairments mainly occur in the term $\frac{1 + \sigma^2}{\eta p_u |\chi|^2}$, which unveils the compensations between resolution of ADCs and RF impairments. Increasing η and decreasing $|\chi|$ (alternatively, increasing η and increasing σ) could keep the term $\frac{1 + \sigma^2}{\eta p_u |\chi|^2}$ unchanged, and vice versa. This means the uplink rate performance degradation caused by severe RF impairments could be compensated by improving the resolution of ADCs, and vice versa. Furthermore, as mentioned in *Remark 2*, increasing M to compensate for the uplink rate loss caused by both coarse ADCs and RF impairments is also valid here.

Applying these compensations in system optimization, we can get different system setups which lead to the same performance, and then we could choose the most economical and efficient one.

V. NUMERICAL RESULTS

In this simulation, we consider a cell with radius of 900 meters, where the K users are randomly and uniformly distributed excepting a central circle of the BS with radius r_h . The geometric attenuation and shadow fading are defined as $\beta_k = z_k / (r_k / r_h)^v$, where z_k is a log-normal variable with $10 \log_{10}(z_k) \sim \mathcal{N}(0, \sigma_{\text{shadow}}^2)$ [1], and r_k is the distance between the k th user and the BS. We define the uplink sum rate of the entire system as $R = \sum_{n=1}^K R_n$. The simulation parameters are listed in Table II.

Fig. 2 shows MSE of the channel estimator versus SNR with different levels of hardware impairments. We can see that coarse ADCs and hardware impairments create a floor on MSE. As opposed to the case of ideal hardware, a nonzero

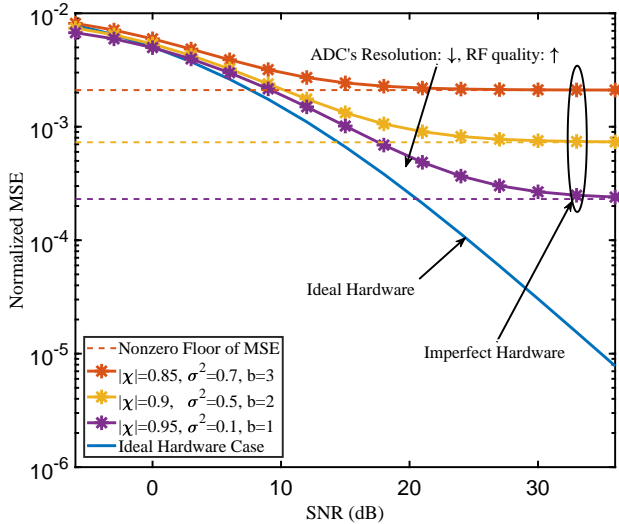


Fig. 2. MSE of channel estimator versus SNR.

TABLE II
VALUE OF PARAMETERS FOR SIMULATION

parameters	r_h (meters)	σ_{shadow}^2 (dB)	ν	N	p_u (dB)
value	100	8	3.8	10	10

estimation error floor arises due to hardware impairments and cannot be eliminated by increasing SNR, which is discussed in *Remark 1*.

Fig. 3 shows the approximate result in *Theorem 2* and the ergodic rate in (17) versus M . Since the errors between the Monte-Carlo simulation of (17) and the approximate analytical uplink rate are negligible, the accuracy of the approximate expression in *Theorem 2* is validated. Furthermore, we can see that the channel estimation errors cause notable loss of sum rate. Moreover, compared with the case of perfect hardware, low-resolution ADCs and RF impairments cause severe performance degradation.

Fig. 4 shows the uplink sum rate versus M . We can see that different levels of hardware impairments lead to the same sum rate, which illustrates a type of compensation between coarse ADCs and imperfect RF components for the performance degradation. This compensation could be described as that the uplink rate performance degradation caused by severe RF impairments (decreasing $|\chi|$) could be compensated by increasing the resolution of ADCs, and vice versa.

VI. CONCLUSION

We propose a method for channel estimation and derive a tractable expression for the uplink achievable rate of the coarsely quantized massive MIMO system with RF impairments. We show that hardware impairments and coarse ADCs create a nonzero floor on channel estimation error. Furthermore, the appreciable compensations between ADCs' resolution and RF impairments are demonstrated. These discussions support the feasibility of the deployment of coarse ADCs and imperfect RF components in massive MIMO system.

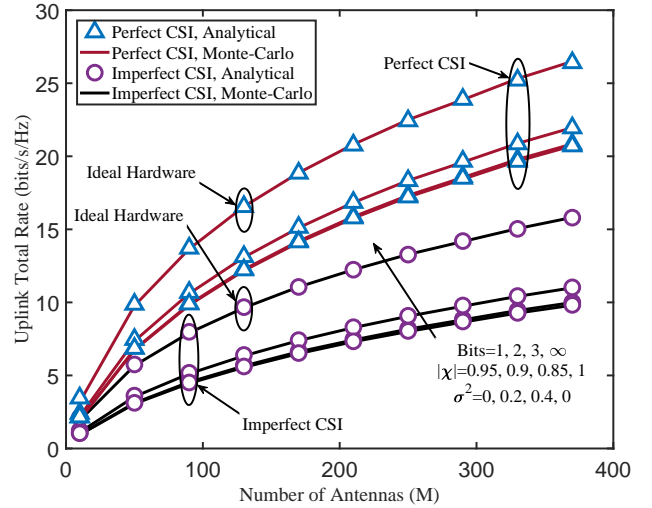


Fig. 3. Comparison between simulated result and analytical result.

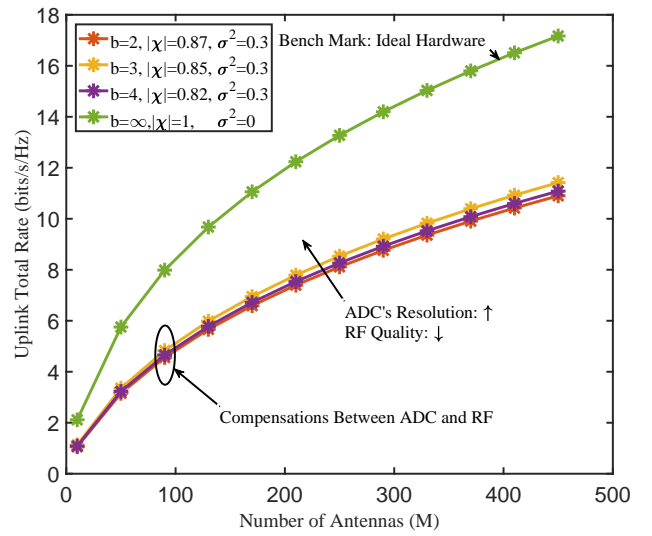


Fig. 4. Compensation between ADCs resolution and RF impairments.

APPENDIX A PROOF OF THEOREM 1

Proof. According to (1), \mathbf{G} can be written as $\mathbf{G} = \mathbf{H}\mathbf{D}^{1/2}$, where $[\mathbf{H}]_{m,k} = h_{mk}$, and \mathbf{D} is diagonal matrix with diagonal entries $\{\beta_k\}$. Effective channel then can be rewritten as $\mathbf{P} = \chi\mathbf{G} = \chi\mathbf{H}\mathbf{D}^{1/2}$, and \mathbf{p} can be written as

$$\mathbf{p} = \text{vec}(\chi\mathbf{H}\mathbf{D}^{1/2}) = (\mathbf{D}^{1/2} \otimes \chi) \text{vec}(\mathbf{H}). \quad (21)$$

The covariance matrix of \mathbf{p} is

$$\mathbf{C}_{\mathbf{p}} = \mathbb{E}\{\mathbf{p}\mathbf{p}^H\} = \mathbf{D} \otimes \chi\chi^H = |\chi|^2 \mathbf{D} \otimes \mathbf{I}_M, \quad (22)$$

where \mathbf{I}_M denotes a $M \times M$ identity matrix. According to (8), $\mathbf{z}_q = \eta\mathbf{z}_{\text{RF}} + \mathbf{n}_q$, where $\mathbf{z}_{\text{RF}} = \text{vec}(\mathbf{Z}_{\text{RF}})$. The covariance matrix of \mathbf{z}_q is

$$\mathbf{C}_{\mathbf{z}_q} = \eta^2 \mathbf{C}_{\mathbf{z}_{\text{RF}}} + \mathbf{C}_{\mathbf{n}_q} = \eta^2 \mathbf{C}_{\mathbf{z}_{\text{RF}}} + \eta(1-\eta) \text{diag}\{\mathbf{C}_{\mathbf{z}_{\text{RF}}}\}. \quad (23)$$

According to (8), we write the covariance matrix of \mathbf{z}_{RF} as

$$\mathbf{C}_{\mathbf{z}_{\text{RF}}} = \rho_p \overline{\Phi} \mathbf{C}_{\mathbf{p}} \overline{\Phi}^H + \mathbf{C}_{\mathbf{n}_{\text{RF}}} + \mathbf{C}_{\mathbf{n}}. \quad (24)$$

Substituting $\overline{\Phi} = (\Phi \otimes \mathbf{I}_M)$, $\mathbf{C}_{\mathbf{z}_{\text{RF}}} = \sigma^2 \mathbf{I}_{M\tau}$, $\mathbf{C}_{\mathbf{z}} = \mathbf{I}_{M\tau}$ and (22) into (24), then we get

$$\mathbf{C}_{\mathbf{z}_{\text{RF}}} = \rho_p |\chi|^2 \Phi \mathbf{D} \Phi^H \otimes \mathbf{I}_M + (1 + \sigma^2) \mathbf{I}_{M\tau}, \quad (25)$$

$$\text{diag} \{ \mathbf{C}_{\mathbf{z}_{\text{RF}}} \} = \left(\rho_p |\chi|^2 \sum_{k=1}^K \beta_k + \sigma^2 + 1 \right) \mathbf{I}_{M\tau}. \quad (26)$$

Substituting (25) and (26) into (23), we get

$$\mathbf{C}_{\mathbf{z}_q} = \eta^2 \rho_p \overline{\Phi} \mathbf{C}_{\mathbf{p}} \overline{\Phi}^H + \eta \left((1 - \eta) \rho_p |\chi|^2 \sum_{k=1}^K \beta_k + \sigma^2 + 1 \right) \mathbf{I}_{M\tau}. \quad (27)$$

According to (8), the covariance matrix between \mathbf{p} and \mathbf{z}_q is

$$\mathbf{C}_{\mathbf{p}\mathbf{z}_q} = \eta \mathbf{C}_{\mathbf{p}\mathbf{z}_{\text{RF}}} + \mathbf{C}_{\mathbf{p}\mathbf{z}_q} = \eta \mathbf{C}_{\mathbf{p}\mathbf{z}_{\text{RF}}} = \eta \sqrt{\rho_p} \mathbf{C}_{\mathbf{p}} \overline{\Phi}^H. \quad (28)$$

According to (9), we can get

$$\mathbf{C}_{\mathbf{p}} = \mathbf{C}_{\mathbf{p}\mathbf{p}} = \mathbf{C}_{\mathbf{p}\mathbf{p}} = \mathbf{C}_{\mathbf{p}\mathbf{z}_q} \mathbf{C}_{\mathbf{z}_q}^{-1} \mathbf{C}_{\mathbf{p}\mathbf{z}_q}^H. \quad (29)$$

Substituting (27) and (29) into (29), we get

$$\mathbf{C}_{\mathbf{p}} = \mathbf{C}_{\mathbf{p}\mathbf{p}} = \mathbf{C}_{\mathbf{p}\mathbf{p}} = |\chi|^2 \mathbf{D} \alpha \otimes \mathbf{I}_M, \quad (30)$$

where the matrix inverse identity $(\mathbf{I} + \mathbf{A}\mathbf{B})^{-1} \mathbf{A} = \mathbf{A}(\mathbf{I} + \mathbf{B}\mathbf{A})^{-1}$ is applied in the derivations, and α is a diagonal matrix and is given by

$$\alpha \triangleq \frac{\eta \rho_p \tau |\chi|^2 \mathbf{D}}{\eta \rho_p \tau |\chi|^2 \mathbf{D} + \left((1 - \eta) \rho_p |\chi|^2 \sum_{k=1}^K \beta_k + \sigma^2 + 1 \right) \mathbf{I}_K}, \quad (31)$$

where the division of matrix means $\frac{\mathbf{A}}{\mathbf{B}} = \mathbf{A}\mathbf{B}^{-1}$. The k th diagonal element of α is $\alpha_k = [\alpha]_{k,k}$ with

$$\alpha_k = \frac{\eta \rho_p \tau |\chi|^2 \beta_k}{\eta \rho_p \tau |\chi|^2 \beta_k + (1 - \eta) \rho_p |\chi|^2 \sum_{k=1}^K \beta_k + \sigma^2 + 1}. \quad (32)$$

Then, the normalized MSE is given by

$$\text{MSE} = \frac{\mathbb{E} \left\{ \left\| \widehat{\mathbf{p}} - \mathbf{p} \right\|_2^2 \right\}}{MK} = \frac{\text{tr} \left(\mathbf{C}_{\widehat{\mathbf{p}}} + \mathbf{C}_{\mathbf{p}} - \mathbf{C}_{\widehat{\mathbf{p}}\mathbf{p}} - \mathbf{C}_{\mathbf{p}\widehat{\mathbf{p}}} \right)}{MK}. \quad (33)$$

Substituting (22) and (30) into (33), we then get

$$\text{MSE} = \frac{\sum_{k=1}^K \left(\beta_k |\chi|^2 - \alpha_k \beta_k |\chi|^2 \right)}{K}. \quad (34)$$

APPENDIX B PROOF OF THEOREM 2

Proof. We assume $\underline{\delta} = \mathbf{p} - \widehat{\mathbf{p}}$ where $\underline{\delta}$ denotes the channel estimation error vector. According to the orthogonality principle of MMSE estimator [10], we can get

$$\mathbb{E} \left\{ \left(\mathbf{p} - \widehat{\mathbf{p}} \right) \mathbf{z}_q^H \right\} = \mathbf{0}, \quad (35)$$

which indicates $\mathbb{E} \left\{ \underline{\delta} \widehat{\mathbf{p}}^H \right\} = \mathbf{0}$. Since $\underline{\delta}$, \mathbf{p} , \mathbf{z}_q and $\widehat{\mathbf{p}}$ all are jointly Gaussian distributed, $\underline{\delta}$ and $\widehat{\mathbf{p}}$ are independent. To make the following derivations more clear, we rewrite $\widehat{\mathbf{p}}$ as

$$\widehat{\mathbf{p}} = \{ \widehat{\mathbf{p}}_1^T, \dots, \widehat{\mathbf{p}}_K^T, \dots, \widehat{\mathbf{p}}_K^T \}^T, \quad (36)$$

where $\widehat{\mathbf{p}}_k$ is the k th column of $\widehat{\mathbf{P}}$. Similarly we have

$$\mathbf{p} = \{ \mathbf{p}_1^T, \dots, \mathbf{p}_K^T, \dots, \mathbf{p}_K^T \}^T, \quad (37)$$

$$\underline{\delta} = \{ \delta_1^T, \dots, \delta_K^T, \dots, \delta_K^T \}^T, \quad (38)$$

where $\delta = \mathbf{P} - \widehat{\mathbf{P}}$ denotes error matrix, \mathbf{p}_k is the k th column of \mathbf{P} , and δ_k is the k th column of δ . According to (22) and (30), we have $\mathbf{C}_{\underline{\delta}} = \mathbf{C}_{\mathbf{p}} - \mathbf{C}_{\widehat{\mathbf{p}}}$. Then the covariance matrix of $\widehat{\mathbf{p}}_k$ can be written as $\mathbf{C}_{\widehat{\mathbf{p}}_k} = |\chi|^2 \beta_k \alpha_k \mathbf{I}_M$, and similarly we have $\mathbf{C}_{\mathbf{p}_k} = |\chi|^2 \beta_k \mathbf{I}_M$ and $\mathbf{C}_{\delta_k} = (|\chi|^2 \beta_k - |\chi|^2 \beta_k \alpha_k) \mathbf{I}_M$. Thus, the distributions of the m th elements of $\widehat{\mathbf{p}}_k$, \mathbf{p}_k and δ_k are

$$[\widehat{\mathbf{p}}_k]_m \sim \mathcal{CN} \left(0, |\chi|^2 \beta_k \alpha_k \right), \quad |[\widehat{\mathbf{p}}_k]_m|^2 \sim \Gamma \left(1, |\chi|^2 \beta_k \alpha_k \right), \quad (39)$$

$$[\mathbf{p}_k]_m \sim \mathcal{CN} \left(0, |\chi|^2 \beta_k \right), \quad |[\mathbf{p}_k]_m|^2 \sim \Gamma \left(1, |\chi|^2 \beta_k \right), \quad (40)$$

$$[\delta_k]_m \sim \mathcal{CN} \left(0, |\chi|^2 \beta_k (1 - \alpha_k) \right), \quad |[\delta_k]_m|^2 \sim \Gamma \left(1, |\chi|^2 \beta_k (1 - \alpha_k) \right),$$

where Γ denotes Gamma distribution.

Next, we will derive the expression of \widetilde{R}_n . According to [11, Lemma 1], R_n can be precisely approximated by

$$R_n \approx \widetilde{R}_n = \log_2 \left(1 + \frac{\rho_u \eta^2 \mathbb{E} \left\{ |\widehat{\mathbf{p}}_n^H \mathbf{p}_n|^2 \right\}}{\mathbb{E} \{ \mathcal{I}_G \}} \right), \quad (41)$$

where

$$\begin{aligned} \mathbb{E} \{ \mathcal{I}_G \} &= \eta^2 \rho_u \mathbb{E} \left\{ \sum_{k=1, k \neq n}^K |\widehat{\mathbf{p}}_n^H \mathbf{p}_k|^2 \right\} + \eta^2 \mathbb{E} \left\{ \widehat{\mathbf{p}}_n^H \mathbf{C}_{\mathbf{n}_{\text{RF}}} \widehat{\mathbf{p}}_n \right\} \\ &\quad + \eta^2 \mathbb{E} \left\{ \left\| \widehat{\mathbf{p}}_n \right\|^2 \right\} + \mathbb{E} \left\{ \widehat{\mathbf{p}}_n^H \mathbf{C}_{\mathbf{n}_q} \widehat{\mathbf{p}}_n \right\} \end{aligned} \quad (42)$$

Applying $\mathbf{p}_n = \widehat{\mathbf{p}}_n^H + \delta_n$, $|[\widehat{\mathbf{p}}_n]_m|^2 \sim \Gamma(1, \alpha_n \beta_n |\chi|^2)$ and $|[\delta_n]_m|^2 \sim \Gamma(1, |\chi|^2 \beta_n (1 - \alpha_n))$, we can obtain

$$\mathbb{E} \left\{ |\widehat{\mathbf{p}}_n^H \mathbf{p}_n|^2 \right\} = M^2 \alpha_n^2 \beta_n^2 |\chi|^4 + M \alpha_n \beta_n^2 |\chi|^4. \quad (43)$$

In a similar manner, we can get

$$\mathbb{E} \left\{ \sum_{k=1, k \neq n}^K |\widehat{\mathbf{p}}_n^H \mathbf{p}_k|^2 \right\} = \sum_{k=1, k \neq n}^K \left(M \alpha_n \beta_k \beta_n |\chi|^4 \right). \quad (44)$$

Applying $\mathbf{C}_{\mathbf{n}_{\text{RF}}} = \sigma^2 \mathbf{I}_M$ and $|[\widehat{\mathbf{p}}_n]_m|^2 \sim \Gamma(1, |\chi|^2 \beta_n \alpha_n)$, we get

$$\mathbb{E} \left\{ \widehat{\mathbf{p}}_n^H \mathbf{C}_{\mathbf{n}_{\text{RF}}} \widehat{\mathbf{p}}_n \right\} + \mathbb{E} \left\{ \left\| \widehat{\mathbf{p}}_n \right\|^2 \right\} = M \left(\sigma^2 + 1 \right) \alpha_n \beta_n |\chi|^2. \quad (45)$$

Applying $\mathbf{p}_n = \widehat{\mathbf{p}}_n^H + \delta_n$, $|[\widehat{\mathbf{p}}_n]_m|^2 \sim \Gamma(1, \alpha_n \beta_n |\chi|^2)$, $|[\delta_n]_m|^2 \sim \Gamma(1, |\chi|^2 \beta_n (1 - \alpha_n))$ and $\mathbf{C}_{\mathbf{n}_q}$ which is defined in (6), we get

$$\mathbb{E} \left\{ \widehat{\mathbf{p}}_n^H \mathbf{C}_{\mathbf{n}_q} \widehat{\mathbf{p}}_n \right\} = \eta (1 - \eta) M \left(\sigma^2 + 1 \right) \alpha_n \beta_n |\chi|^2 + \quad (46)$$

$$\eta (1 - \eta) \rho_u M \alpha_n \beta_n \left(\alpha_n \beta_n |\chi|^4 + \beta_n |\chi|^4 + |\chi|^2 \sum_{i=1, i \neq n}^K (\beta_i |\chi|^2) \right).$$

Substituting (44), (45) and (46) into (42), and substituting (43) into (41), then we get

$$\tilde{R}_n = \log_2 \left(1 + \frac{\eta \rho_u |\chi|^2 \beta_n (\alpha_n M + 1)}{\mathcal{D}} \right), \quad (47)$$

where \mathcal{D} is given by

$$\mathcal{D} = \rho_u |\chi|^2 \left(\sum_i^K (\beta_i) - \eta \beta_n \right) + (1 - \eta) \alpha_n \rho_u |\chi|^2 \beta_n + \sigma^2 + 1.$$

□

REFERENCES

- [1] T. L. Marzetta, "Noncooperative cellular wireless with unlimited numbers of base station antennas," *IEEE Trans. Wireless Commun.*, vol. 9, no. 11, pp. 3590–3600, Nov. 2010.
- [2] L. Fan, S. Jin, C. K. Wen, and H. Zhang, "Uplink achievable rate for massive MIMO systems with low-resolution ADC," *IEEE Commun. Lett.*, vol. 19, no. 12, pp. 2186–2189, Dec. 2015.
- [3] J. Zhang, L. Dai, S. Sun, and Z. Wang, "On the spectral efficiency of massive MIMO systems with low-resolution ADCs," *IEEE Commun. Lett.*, vol. 20, no. 5, pp. 842–845, May 2016.
- [4] J. Xu, W. Xu, and F. Gong, "On performance of quantized transceiver in multiuser massive MIMO downlinks," *IEEE Wireless Commun. Lett.*, vol. 6, no. 5, pp. 562–565, Oct. 2017.
- [5] Y. Li, C. Tao, G. Seco-Granados, A. Mezghani, A. L. Swindlehurst, and L. Liu, "Channel estimation and performance analysis of one-bit massive mimo systems," *IEEE Trans. Signal Process.*, vol. 65, no. 15, pp. 4075–4089, Aug. 2017.
- [6] D. Tandur and M. Moonen, "Joint adaptive compensation of transmitter and receiver iq imbalance under carrier frequency offset in ofdm-based systems," *IEEE Trans. Signal Process.*, vol. 55, no. 11, pp. 5246–5252, Nov. 2007.
- [7] T. Schenk, *RF Imperfections in High-rate Wireless Systems: Impact and Digital Compensation*. Springer Netherlands, 2008.
- [8] E. Björnson, J. Hoydis, M. Kountouris, and M. Debbah, "Massive MIMO systems with non-ideal hardware: Energy efficiency, estimation, and capacity limits," *IEEE Trans. Inf. Theory*, vol. 60, no. 11, pp. 7112–7139, Nov. 2014.
- [9] A. Mezghani and J. A. Nossek, "Capacity lower bound of MIMO channels with output quantization and correlated noise," in *Proc. IEEE Int. Symp. Inf. Theory*, 2012.
- [10] S. M. Kay, *Fundamentals of statistical signal processing, Volume I: estimation theory*. Prentice Hall, 1993.
- [11] Q. Zhang, S. Jin, K. K. Wong, H. Zhu, and M. Matthaiou, "Power scaling of uplink massive MIMO systems with arbitrary-rank channel means," *IEEE J. Sel. Topics Signal Process.*, vol. 8, no. 5, pp. 966–981, Oct. 2014.