

Cocktail BPSK: Achievable Data Rate beyond Channel Capacity

Bingli Jiao, Yuli Yang and Mingxi Yin

Abstract—In this paper, we propose a method layering two independent BPSK symbol streams in parallel transmission through a single additive white Gaussian noise (AWGN) channel and investigate its achievable data rate (ADR). The receiver processes the two layered signals individually, where the critical point is to translate the interference between the two layers into the problem of one BPSK symbol having two equiprobable amplitudes. After detecting one symbol stream, we subtract the detected result to demodulate the other symbol stream. Based on the concept of mutual information, we formulate the ADRs and unearth an interesting phenomenon – the sum ADR of the two BPSK symbol streams is higher than the channel capacity at low signal to noise ratio (SNR). Our theoretical derivations together with illustrative numerical results substantiate this phenomenon. We refer to this approach as *cocktail BPSK* because the amplitudes of the two layered BPSK streams can be adjusted at the transmitter to achieve high spectral efficiency.

Index Terms—Achievable data rate, channel capacity, cocktail BPSK, mutual information.

I. INTRODUCTION

We consider the achievable data rate (ADR) of a parallel transmission composed of two independent BPSK symbol streams, where the amplitude of one stream is larger than that of the other. This method is referred to as *cocktail BPSK* since adjusting the energy intake proportion between the two streams plays a key role in achieving high spectral efficiency.

The theoretical work starts with the formulation of input-and output signals over a memoryless additive white Gaussian noise (AWGN) channel described as

$$y = x + n, \quad (1)$$

where y is the output signal, x is the input signal, and n is the AWGN component from a normally distributed ensemble of power σ_N^2 , denoted by $n \sim \mathcal{N}(0, \sigma_N^2)$.

To investigate the spectral efficiency of the finite-alphabet input, mutual information is adopted as a means of the ADR calculation, i.e., the maximum error-free transmission rate is calculated using [1]

$$R = I(X; Y) = H(Y) - H(N), \quad (2)$$

where $H(Y)$ is the entropy of the output signal and $H(N) = \log_2(\sqrt{2\pi e}\sigma_N^2)$ is the entropy of the noise in (1).

In the previous literatures, the ADRs of popular modulation schemes, e.g., BPSK, QPSK, 8PSK and 4ASK have been

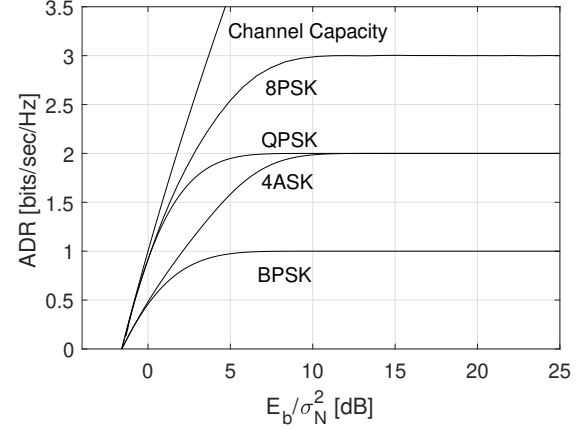


Fig. 1. ADRs of BPSK, 4ASK, QPSK, 8PSK and the channel capacity.

calculated. They are plotted in Fig. 1 versus the logarithmic energy ratio of the bit to the noise in decibels, i.e., E_b/σ_N^2 in [dB]. To work mathematically on our derivations under study, we add an appendix to measure the ADR of BPSK versus the linear ratio of SNR. In addition, we find that the first derivative of the BPSK ADR equals to that of the channel capacity at the value of $\log_2 e$. These results will be used in our theoretical derivations in the following.

The mutual information of our proposed cocktail BPSK is calculated based on the following lemma: when the input x in (1) consists of two independent signals, the ADR can be re-written by

$$R = \eta_1 H(Y_1) + \eta_2 H(Y_2) - H(N), \quad (3)$$

where Y_i is the output sets pertaining to two independent input signals, and η_i is the probability that Y_i occurs, $i = 1, 2$ [1, page 53].

As described in Shannon theory [1], maximizing the ADR with respect to the input distribution yields the capacity

$$C = \log_2(1 + \rho) = \log_2(1 + \sigma_X^2/\sigma_N^2), \quad (4)$$

where the input signal x is selected from a normally distributed assumable, i.e., $x \sim \mathcal{N}(0, \sigma_X^2)$ and, therefore, the SNR is σ_X^2/σ_N^2 .

Inspired by the down-concavity feature of the channel capacity expression, i.e., $\log_2(1 + \rho) \leq \log_2(1 + \rho_1) + \log_2(1 + \rho_2)$ when $\rho = \rho_1 + \rho_2$, we propose a parallel transmission concept, where two independent signal streams can be separated based on the use of both Euclidean and Hamming spaces to achieve higher data rates [6]. Since the two spaces are involved in the formulation, non explicit solution has been obtained due to

B. Jiao (*corresponding author*) and M. Yin are with the Department of Electronics and Peking University-Princeton University Joint Laboratory of Advanced Communications Research, Peking University, Beijing 100871, China (email: jiaobl@pku.edu.cn, yinmx@pku.edu.cn).

Y. Yang is with the Department of Electronic and Electrical Engineering, University of Chester, Chester CH2 4NU, U.K. (e-mail: y.yang@chester.ac.uk).

extremely high complexity.

Therefore, this work pursues the thought of using parallel transmission to address the problem, again, by organizing the signals only with Euclidean geometry. Consequently, we made the success for achieving high spectral efficiency beyond the channel capacity at low SNR.

The remainder of this paper is organized as follows. Section II introduces the idea of cocktail BPSK and provides numerical results as the framework for analysis. Section III provides theoretical analysis to further confirm the gain achieved by the proposed scheme. Finally, the paper is concluded in Section IV.

II. COCKTAIL BPSK

This section explains the communication mechanism of the cocktail BPSK, formulates ADRs based on the concept of mutual information and provides the illustrative numerical results.

A. Communication Mechanism

Consider the AWGN channel given in (1) with the input of two independent BPSK symbols in the parallel transmission. In particular, the two BPSK symbols are denoted by αx_1 and βx_2 , where α and β are the two amplitudes with the assumption of $\alpha > \beta > 0$, and the symbols $x_1, x_2 \in \{+1, -1\}$ with $+1$ and -1 occurring at the same probability.

The input signal, i.e., the signal of the cocktail BPSK, can be expressed by

$$x = \alpha x_1 + \beta x_2. \quad (5)$$

Thus, the total input energy can be obtained statistically by

$$E_{in} = \alpha^2 + \beta^2, \quad (6)$$

which is deemed to be the symbol energy of the cocktail BPSK in the performance comparison with conventional modulation schemes.

The cocktail BPSK signal in (5) can be categorized into two cases: (I) when $x_1 = x_2$ and (II) when $x_1 = -x_2$.

Using (1) to detect x_1 yields

$$y_1 = A_j x_1 + n, \quad j = 1, 2, \quad (7)$$

where y_1 is the received signal pertain to the detection of x_1 and j denotes the case index, i.e., $j = 1$ and 2 pertain to Cases I and II, respectively. Therefore, the amplitudes in these two cases, $A_1 = \alpha + \beta$ and $A_2 = \alpha - \beta$ occur at the same probability. As it is very important to understand the two possible amplitudes of the symbol x_1 , we present the details of Cases I and II in Table I.

Upon the detection of x_1 , we can recover x_2 by subtracting x_1 from y_1 , i.e.,

$$y_2 = y_1 - \alpha \hat{x}_1 = \beta x_2 + n \quad (8)$$

where y_2 is used to detect the symbol x_2 and \hat{x}_1 is the recovered symbol based on the decision of detection of x_1 . The last equality in (8) holds when x_1 is of error free transmission, which will be explained in next subsection.

TABLE I
PARALLEL TRANSMISSION OF COCKTAIL BPSK SYMBOLS.

Case	x_1	x_2	y_1
I	+1	+1	$+(\alpha + \beta) + n$
	-1	-1	$-(\alpha + \beta) + n$
II	+1	-1	$+(\alpha - \beta) + n$
	-1	+1	$-(\alpha - \beta) + n$

B. Achievable Data Rates

In order to demonstrate the spectral efficiency of the cocktail BPSK, we calculate its ADRs in the following three steps.

Firstly, taking the lemma of (3) into account, the ADR of x_1 can be calculated using

$$\mathbb{R}^{(1)} = \frac{1}{2} \mathbb{R}_{\text{BPSK}}(\gamma_1) + \frac{1}{2} \mathbb{R}_{\text{BPSK}}(\gamma_2), \quad (9)$$

where γ_1 and γ_2 are the two SNRs pertaining to the amplitudes of $(\alpha + \beta)$ and $(\alpha - \beta)$, respectively, i.e., $\gamma_1 = (\alpha + \beta)^2 / \sigma_N^2$ and $\gamma_2 = (\alpha - \beta)^2 / \sigma_N^2$. Moreover, $\mathbb{R}_{\text{BPSK}}(\cdot)$ is the ADR of conventional BPSK modulation, detailed in the appendix.

Secondly, since x_1 can be of error-free transmission theoretically with the up-bound of (9), we calculate the ADR of x_2 in (8) by

$$\mathbb{R}^{(2)} = \mathbb{R}_{\text{BPSK}}(\gamma_3), \quad (10)$$

where $\gamma_3 = \beta^2 / \sigma_N^2$ is the SNR in the detection of x_2 .

At last, the total ADR of the cocktail BPSK will be obtained by adding up the ADRs of x_1 and x_2 , i.e.,

$$\mathbb{R} = \mathbb{R}^{(1)} + \mathbb{R}^{(2)}. \quad (11)$$

Different from the optimal detection in conventional modulations, the cocktail BPSK utilizes higher symbol energy

$$E_1 = (1/2)(\alpha + \beta)^2 + (1/2)(\alpha - \beta)^2 = \alpha^2 + \beta^2 = E_{in}, \quad (12)$$

to detect x_1 of two possible amplitudes while utilizes lower symbol energy $E_2 = \beta^2$ to detect x_2 . Hence, the total symbols' energy utilized in the detection is $E_1 + E_2 = \alpha^2 + 2\beta^2$, which is larger than the input energy E_{in} in (6).

To illustrate the performance for the detection of x_1 and x_2 , we plot the numerical results of $\mathbb{R}^{(1)}$ and $\mathbb{R}^{(2)}$ versus linear SNR E_{in} / σ_N^2 in Fig.2(a), where both the ADRs improves with the increase in SNR. However, the contributions from $\mathbb{R}^{(1)}$ and $\mathbb{R}^{(2)}$ to the ADR of cocktail BPSK can be adjusted by changing the ratio between α and β . Comparing the cases of $\beta/\alpha = 0.3$ and 0.9 , we may find that $\mathbb{R}^{(1)}$ is not sensitive to this ratio in the low-SNR region. As SNR increases, larger ratio of β/α will result in lower $\mathbb{R}^{(1)}$. On the other hand, larger β/α always leads to higher $\mathbb{R}^{(2)}$, in both low- and high-SNR regions. Thus, in the case of larger β/α , the ADR of cocktail BPSK collects more contribution from $\mathbb{R}^{(2)}$ while suffers relatively small contribution from $\mathbb{R}^{(1)}$ in the low-SNR region. It is interesting to note that the cocktail BPSK obtains higher gains in the cases of low SNRs and larger values of β/α , which can be easily found by comparing with the channel capacity in the case of $\beta/\alpha = 0.9$ at low SNRs.

To express the curves in a traditional manner [9], the linear SNR at the horizontal axis in Fig. 2(a) is replaced by the logarithmic ratio

$$\log_{10}(E_b/\sigma_N^2) = \log_{10}\left(\frac{E_{in}/\sigma_N^2}{\mathbb{R}}\right) \quad (13)$$

in decibels, where E_b is the bit energy. The results in a broader range of SNR are plotted in Fig.2(b), where the ADRs of cocktail BPSK are saturated at very high SNRs due to the limitation on the freedom degrees of modulated symbols.

III. COMPARISON WITH THE CHANNEL CAPACITY

In this section, the ADR of cocktail BPSK is compared with the channel capacity through theoretical analysis and numerical results.

A. Theoretical Analysis

For a given input energy in (6), the ADR difference between cocktail BPSK and conventional BPSK is

$$\begin{aligned} \Delta\mathbb{R} &= \mathbb{R} - \mathbb{R}_{conv} \\ &= \frac{1}{2}\mathbb{R}_{BPSK}(\gamma_1) + \frac{1}{2}\mathbb{R}_{BPSK}(\gamma_2) + \mathbb{R}_{BPSK}(\gamma_3) \\ &\quad - \mathbb{R}_{conv}(E_{in}/\sigma_N^2), \end{aligned} \quad (14)$$

where \mathbb{R}_{conv} is the ADR of conventional BPSK, and the SNRs $\gamma_1 = (\alpha + \beta)^2/\sigma_N^2$, $\gamma_2 = (\alpha - \beta)^2/\sigma_N^2$, $\gamma_3 = \beta^2/\sigma_N^2$.

To sort out the approximation at zero SNR, we use (22) in the appendix to replace \mathbb{R}_{conv} and obtain

$$\Delta\mathbb{R} \approx \mathbb{R} - C = (\log_2 e) \frac{\beta^2}{\sigma_N^2} > 0 \quad (15)$$

as $[E_{in}/\sigma_N^2]$ goes to zero, where $\Delta\mathbb{R}$ is the extra ADR with the cocktail BPSK beyond the channel capacity.

B. Numerical Results

To provide a clear comparison between the ADR of the cocktail BPSK and the channel capacity, in Fig. 3(a) we plot the numerical results of $\Delta\mathbb{R} = \mathbb{R} - C$ in the low-SNR region, i.e., linear ratio $E_{in}/\sigma_N^2 \in [0, 1.5]$. Moreover, the results versus logarithmic ratio of E_b/σ_N^2 are shown in Fig. 3(b). In both figures, we can find the significant ADR gains over the channel capacity at low SNRs. In addition, the larger β/α results in higher ADR gain with the cocktail BPSK, which agrees with the theoretical prediction in (15).

However, the ADR gain of the cocktail BPSK gets smaller and even becomes a negative value as SNR increases. The reason behind is that $\mathbb{R}^{(1)}$ withdraws its contribution and saturated first at high SNRs, as mentioned in Section II-B.

IV. CONCLUSION

In this paper, cocktail BPSK was proposed by layering two independent BPSK symbols in a parallel transmission. In contrast to conventional signal processing, we translated the interference between the two BPSK symbols into the problem of one BPSK symbol having two equiprobable amplitudes. Based on the concept of mutual information, the sum ADR

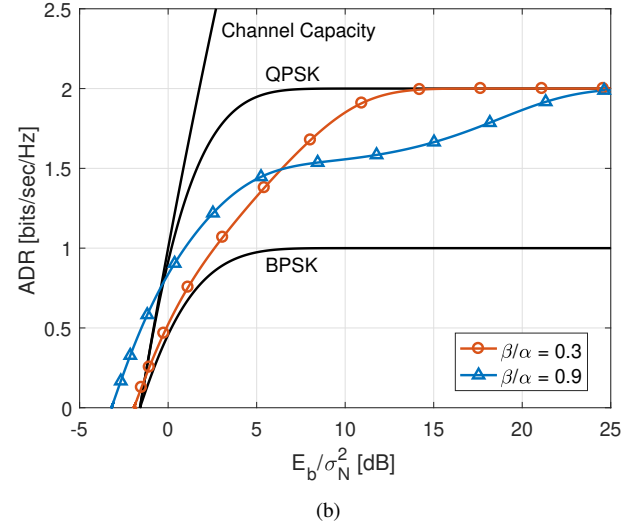
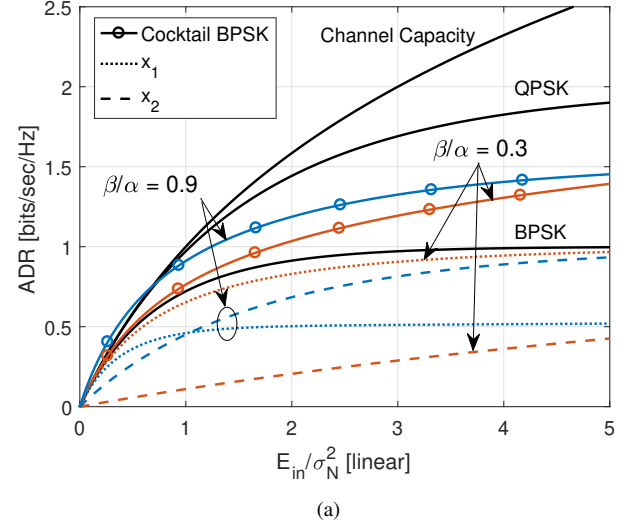


Fig. 2. ADR comparison between the cocktail BPSK and conventional BPSK over AWGN channels versus (a) linear E_{in}/σ_N^2 and (b) E_b/σ_N^2 in [dB].

of the two BPSK streams was found to achieve at higher values than the channel capacity at low SNRs, which was substantiated by both theoretical derivations and numerical results.

REFERENCES

- [1] C. E. Shannon, "A mathematical theory of communication", *The Bell System Technical Journal*, vol. 27, no. 3, pp. 379-423, July 1948.
- [2] S. Verdú, "Spectral efficiency in the wideband regime", *IEEE Trans. Inform. Theory*, vol. 48, no. 6, pp. 1319-1343, June 2002.
- [3] G. Ungerboeck, "Channel coding with multilevel/phase signals", *IEEE Trans. Inform. Theory*, vol. IT-28, pp. 56-67, Jan. 1982.
- [4] R. E. Blahut, *Principles and practice of information theory*. Boston: Addison-Wesley Longman Publishing Co., Inc., pp. 276-279, 1987.
- [5] M. Abramowitz and I. A. Stegun (eds.), *Handbook of mathematical functions with formulas, graphs, and mathematical tables*. New York: Dover Publications, Inc., 1972, pp.67-68.
- [6] B. Jiao and D. Li, "Double-space-cooperation method for increasing channel capacity", *China Communications*, vol. 12, no. 12, pp. 76-83, Dec. 2015.
- [7] A. J. Viterbi, *CDMA: Principles of Spread Spectrum Communication*. Prentice Hall, 1995.

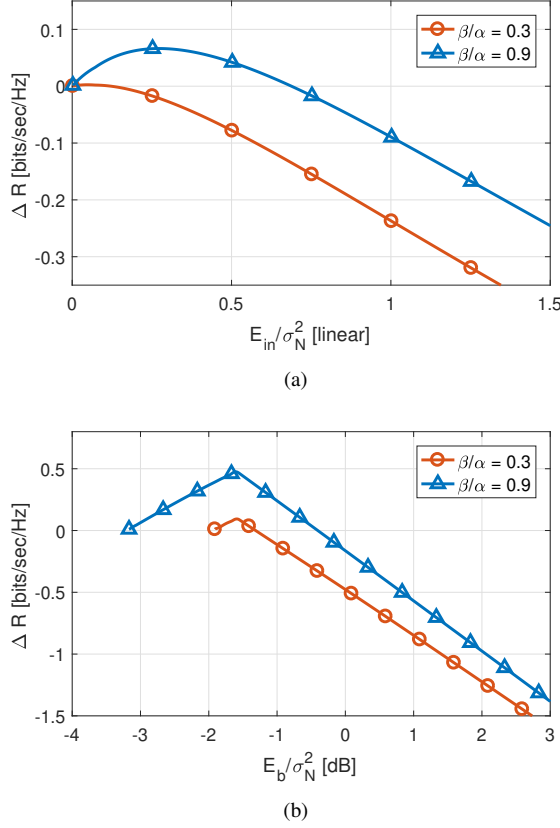


Fig. 3. ADR differences between the cocktail BPSK and the channel capacity versus (a) linear E_{in}/σ_N^2 and (b) E_b/σ_N^2 in [dB].

- [8] T. S. Rappoport, *Wireless Communications: Principles and Practice*. Prentice Hall, 2002.
- [9] J. M. Geist, "Capacity and cutoff rate for dense M-ary PSK constellations", *Proc. Military Commun. Conf. (MILCOM)*, vol. 2, pp. 768-770, 1990.

APPENDIX

To begin with, we calculate the ADR of conventional BPSK and express it as a function of SNR.

For a given amplitude A of BPSK, its ADR is calculated using

$$\begin{aligned} \mathbb{R}_{\text{BPSK}}(A, \sigma_N^2) &= H(Y) - H(N) \\ &= \mathcal{E}\{-\log_2 p(y)\} - \log_2(\sqrt{2\pi e \sigma_N^2}) \\ &= -\int_{-\infty}^{+\infty} p(y) \log_2 p(y) dy - \log_2(\sqrt{2\pi e \sigma_N^2}), \end{aligned} \quad (16)$$

where $\mathcal{E}\{\cdot\}$ is the expectation operator, and $H(Y)$ is the entropy of the received BPSK signal with the probability density function given by

$$p(y) = \frac{1}{2} \frac{1}{\sqrt{2\pi \sigma_N^2}} \left(e^{-\frac{(y-A)^2}{2\sigma_N^2}} + e^{-\frac{(y+A)^2}{2\sigma_N^2}} \right). \quad (17)$$

and $H(N) = \log_2(\sqrt{2\pi e \sigma_N^2})$ is the entropy of the AWGN.

To define $\gamma = A^2/\sigma_N^2$, (16) is re-written as

$$\mathbb{R}_{\text{BPSK}}(A, \sigma_N^2) = 1 - \int_{-\infty}^{\infty} \frac{1}{\sqrt{\frac{16\pi A^2}{\sigma_N^2}}} \exp\left(-\frac{\left(x - \frac{4A^2}{\sigma_N^2}\right)^2}{\frac{A^2}{2\sigma_N^2}}\right) \times \log_2(1 + e^{-x}) dx \quad (18)$$

Subsequently, the ADR of conventional BPSK can be expressed by a function of the SNR γ as

$$\begin{aligned} \mathbb{R}_{\text{BPSK}}(\gamma) &= 1 - \frac{1}{4\sqrt{\pi}} \gamma^{-\frac{1}{2}} e^{-\gamma} \\ &\times \int_{-\infty}^{\infty} \log_2(1 + e^{-x}) e^{\frac{x}{2} - \frac{x^2}{16\gamma}} dx. \end{aligned} \quad (19)$$

Next, we will illustrate that the derivative of the ADR of the conventional BPSK is approximate to that of the channel capacity at low SNRs through its approximation at $\gamma = 0$.

The first-order derivative of $\mathbb{R}_{\text{BPSK}}(\gamma)$ is

$$\begin{aligned} \frac{d\mathbb{R}_{\text{BPSK}}(\gamma)}{d\gamma} &= \frac{1}{4\sqrt{\pi}} \gamma^{-\frac{1}{2}} e^{-\gamma} \int_{-\infty}^{\infty} \log_2(1 + e^{-x}) e^{\frac{x}{2} - \frac{x^2}{16\gamma}} dx \\ &- \frac{1}{4\sqrt{\pi}} \gamma^{-\frac{1}{2}} e^{-\gamma} \int_{-\infty}^{\infty} \frac{x^2}{16\gamma^2} \log_2(1 + e^{-x}) e^{\frac{x}{2} - \frac{x^2}{16\gamma}} dx \\ &+ \frac{1}{8\sqrt{\pi}} \gamma^{-\frac{3}{2}} e^{-\gamma} \int_{-\infty}^{\infty} \log_2(1 + e^{-x}) e^{\frac{x}{2} - \frac{x^2}{16\gamma}} dx. \end{aligned} \quad (20)$$

By drawing (20) in Fig. 4, we find that this derivative is equal to $\log_2 e$ at $\gamma = 0$.

Using Taylor expansion

$$f(x) \approx f(0) + (df/dx)x, \quad (21)$$

for the positive value $x \ll 1$, to the channel capacity $C(\gamma) = \log_2(1 + \gamma)$ and the ADR of conventional BPSK yields the approximation

$$\mathbb{R}_{\text{BPSK}}(\gamma) \approx \mathbb{R}'_{\text{BPSK}}(0)\gamma = C'(0)\gamma = (\log_2 e)\gamma \approx C(\gamma), \quad (22)$$

where $dC(\gamma)/d\gamma = \log_2 e$ at $\gamma = 0$ is applied.

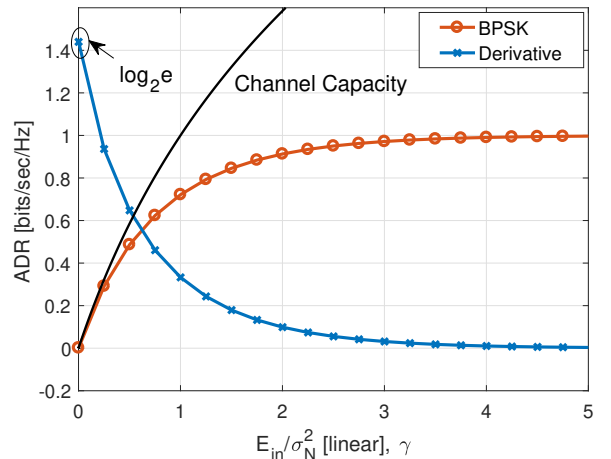


Fig. 4. Numerical integration for the ADR of BPSK and its derivative.