

Spontaneous baryogenesis in *spiral inflation*

Gabriela Barenboim¹ and Wan-Il Park²

¹Departament de Física Teòrica and IFIC, Universitat de València-CSIC,
E-46100, Burjassot, Spain

²Division of Science Education and Institute of Fusion Science, Chonbuk National University,
Jeonju 54896, Korea

E-mail: Gabriela.Barenboim@uv.es, wipark@jbnu.ac.kr

Abstract. We examined the possibility of spontaneous baryogenesis driven by the inflaton in the scenario of *spiral inflation*, and found the parametric dependence of the late-time baryon number asymmetry. As a result, it is shown that, depending on the effective coupling of baryon/lepton number violating operators, it is possible to obtain the right amount of asymmetry even in the presence of a matter-domination era as long as such era is relatively short. In a part of the parameter space, the required expansion rate during inflation is close to the current upper-bound, and hence can be probed in the near future experiments.

Contents

1	Introduction	1
2	The model	2
3	Spiral inflation	4
3.1	Inflation ($\phi < \phi_e$)	4
3.2	Post inflation ($\phi_e < \phi \sim \phi_0$)	6
4	Charge asymmetry after inflation	9
4.1	Spontaneous baryogenesis	9
4.2	Charge asymmetry from the decay of I particles	10
5	Conclusions	12

1 Introduction

It is known that our visible world is made of either matter or anti-matter only, depending on how we define them. Observations indicate that the asymmetry between matter and anti-matter in terms of the ratio of baryon-to-entropy density is about 10^{-10} [1, 2]. Such an asymmetry could be an initial condition of the universe evolving to our present universe. However, in the presence of inflation [3–5] which is now believed to be a crucial ingredient of the thermal history of the universe at a very early epoch, typically well before the conventional electroweak phase transition, an initial asymmetry which might have existed is expected to be diluted to a totally negligible level, and hence there should be a process, called baryogenesis, able to generate an asymmetry after inflation.

Typically, when it works through particle-interactions, a baryo/leptogenesis mechanism is required to satisfy the so called Sakharov conditions [6], i.e., (i) baryon(B)/lepton(L) number violating process, (ii) C - and CP -violation, and (iii) out-of-equilibrium decay of particles producing baryon/lepton number. However, when the dynamics of a background field is involved, the above conditions can be relaxed. Spontaneous baryogenesis [7, 8] (see also Ref. [9] for cosmological aspects), is a specially interesting case as the asymmetry can be generated in equilibrium. The key feature of spontaneous baryogenesis is that, when a baryon/lepton current is coupled to a background evolution of a field, the time-dependence of the field can provide an effective chemical potential associated with baryon/lepton number. As a result, in the presence of B - or L -violating processes in thermal equilibrium, an asymmetry of B - or L -number can be generated even in the thermal bath. The main question in this novel scenario is the identity of the background field and its precise nature which should allow B - or L -violating processes in thermal equilibrium. In principle, the background field can be any scalar field which has a sizable time-evolution at the epoch of baryo/leptogenesis as long as the symmetries of the theory allow a time-dependent coupling of the field to the baryonic/leptonic current.

An additional possibility related to spontaneous baryogenesis is the production of an asymmetry from the decay of the oscillating scalar field associated with spontaneous baryogenesis. Typically, the nature of the deriving field for spontaneous baryogenesis is an angular degree of freedom of a complex field. Hence, when the complex field carries a charge, a motion of the phase field implies an asymmetry of the charge. Even though an oscillation of the angular degree with respect to a true vacuum can not provide an asymmetry with a definite sign, its decay can result in a net baryon/lepton asymmetry with a specific sign, thanks to the expansion of the universe [7]¹. A model-dependent question is if the net asymmetry can be large enough to match observations.

¹See for example Refs. [10–12] for other possibilities utilizing pseudo-scalar inflaton

On the other hand, *Spiral inflation* [13, 14] was proposed as a phenomenological scenario of inflation circumventing the flatness and trans-Planckian issues of the inflaton potential. One of the key features of such a scenario is that the inflaton trajectory is spiraling-out and inflation ends by a waterfall-like drop. Such a spiral motion is something similar to an angular motion of a complex field. Hence, a natural question is whether the inflaton in the *Spiral inflation* scenario can be responsible for generating the right amount of baryon number asymmetry through either spontaneous baryogenesis or the second possibility mentioned in the previous paragraph, *i.e.* through its decays in an expanding Universe.

In this work, within the framework of spiral inflation, we show that a right amount of baryon number asymmetry can be achieved in a certain parameter space not by spontaneous baryogenesis but by the remnant of the decays of the inflaton. This paper is organized as follows. In section 2, the general form for the potential for spiral inflation is introduced. In section 3, spiral inflation is described, including the post-inflation behavior of the field configuration. In section 4, the genesis of charge asymmetry by means of the inflaton after inflation through either spontaneous baryogenesis or decays of inflaton is considered, searching for the parameter space for a right amount of baryon number asymmetry at the present universe. In section 5, conclusions are drawn.

2 The model

The general form of the potential responsible for *spiral infaltion* can be written as

$$V = V_\phi + V_m \quad (2.1)$$

where

$$V_\phi = V_0 [1 - f(\phi)]^2 \quad (2.2)$$

$$V_m = \Lambda^4 [1 - \cos(h(\phi) - \theta)] \quad (2.3)$$

with

$$f(\phi) = (\phi/\phi_0)^p, \quad h(\phi) = (\phi/M)^q \quad (2.4)$$

and $p, q > 0$. We may take p and q to be non-negative integers, and consider the case of $p \geq 4$ and $0 < q \leq 2$ which might be theoretically plausible. Clearly ϕ and θ can be considered as the modulus and the phase of a complex field given by $\Phi = \phi e^{i\theta}/\sqrt{2}$. This potential is a hilltop potential having a trench *spiraling-out* from the hilltop.

Starting from the hilltop, the field configuration is expected to follow closely the minimum of the trench as long as the curvature along the orthogonal direction is large enough, satisfying $V' = 0$ with ‘ \prime ’ denoting a derivative with respect to ϕ . Hence, from

$$V' = V'_\phi + V'_m = -2V_0(1-f)f' + \Lambda^4 h' \sin(h-\theta) \quad (2.5)$$

$$V'' = V''_\phi + V''_m = -2V_0[(1-f)f'' - (f')^2] + \Lambda^4[(h')^2 \cos(h-\theta) + h'' \sin(h-\theta)] \quad (2.6)$$

$$\frac{\partial V'}{\phi \partial \theta} = \frac{\partial V'_m}{\phi \partial \theta} = -\frac{\Lambda^4}{\phi} h' \cos(h-\theta) \quad (2.7)$$

$$\frac{\partial^2 V}{\phi^2 \partial \theta^2} = \frac{\partial^2 V_m}{\phi^2 \partial \theta^2} = \frac{\Lambda^4}{\phi^2} \cos(h-\theta) \quad (2.8)$$

one finds that along the trajectory

$$V'_\phi = -V'_m \quad \Leftrightarrow \quad 2V_0(1-f)f' = \Lambda^4 h' \sin(h-\theta) \quad (2.9)$$

leading to

$$V'' d\phi = -(\partial V'_m / \partial \theta) d\theta \quad (2.10)$$

Therefore, for $|V_\phi''| \ll |V_m''|$ which is expected to be satisfied in the vicinity of the minimum of the trench,

$$\frac{d\phi}{d\theta} \simeq \frac{h'}{(h')^2 + h'' \tan(h - \theta)} \quad (2.11)$$

We denote the trajectory following the minimum of trench and the direction orthogonal to the trajectory as I and ψ , respectively. Then, an infinitesimal displacement along I can be written as

$$dI \equiv \left[1 + \left(\frac{\phi d\theta}{d\phi} \right)^2 \right]^{1/2} d\phi = \left[1 + \left(\frac{d\phi}{\phi d\theta} \right)^2 \right]^{1/2} d\theta \quad (2.12)$$

with the unit vectors along I and ψ given by,

$$\mathbf{e}_I^T = (c_\phi, c_\theta), \quad \mathbf{e}_\psi^T = (c_\theta, -c_\phi) \quad (2.13)$$

so that the directional derivatives are found to be respectively

$$\frac{d}{dI} = \mathbf{e}_I \cdot \nabla = c_\phi \frac{\partial}{\partial \phi} + c_\theta \frac{\partial}{\partial \theta} \quad (2.14)$$

$$\frac{d}{d\psi} = \mathbf{e}_\psi \cdot \nabla = c_\theta \frac{\partial}{\partial \phi} - c_\phi \frac{\partial}{\partial \theta} \quad (2.15)$$

where

$$c_\phi \equiv \frac{\partial \phi}{\partial I} = \frac{d\phi/d\theta}{\sqrt{\phi^2 + (d\phi/d\theta)^2}} \quad (2.16)$$

$$c_\theta \equiv \frac{\phi \partial \theta}{\partial I} = \frac{\phi}{\sqrt{\phi^2 + (d\phi/d\theta)^2}} \quad (2.17)$$

Hence, one finds

$$\frac{dV}{dI} = c_\phi \frac{\partial V}{\partial \phi} + c_\theta \frac{\partial V}{\phi d\theta} \quad (2.18)$$

$$\frac{dV}{d\psi} = c_\theta \frac{\partial V}{\partial \phi} - c_\phi \frac{\partial V}{\phi d\theta} \quad (2.19)$$

and

$$\frac{d^2 V}{dI^2} = c_\phi^2 \mathbb{M}_{\phi\phi}^2 + 2c_\phi c_\theta \mathbb{M}_{\phi\theta}^2 + c_\theta^2 \mathbb{M}_{\theta\theta}^2 \quad (2.20)$$

$$\frac{d^2 V}{d\psi^2} = c_\theta^2 \mathbb{M}_{\phi\phi}^2 - 2c_\phi c_\theta \mathbb{M}_{\phi\theta}^2 + c_\phi^2 \mathbb{M}_{\theta\theta}^2 \quad (2.21)$$

where the elements of the mass-square matrix (\mathbb{M}^2) are found to be

$$\mathbb{M}_{\phi\phi}^2 = \frac{\partial^2 V}{\partial \phi^2} + \frac{\partial \ln c_\phi}{\partial \phi} \frac{\partial V}{\partial \phi} \quad (2.22)$$

$$\mathbb{M}_{\phi\theta}^2 = \frac{\partial^2 V}{\phi \partial \theta \partial \phi} + \frac{1}{2} \left(\frac{\partial \ln c_\theta}{\partial \ln \phi} - 1 \right) \frac{\partial V}{\phi^2 \partial \theta} + \frac{1}{2} \frac{\partial \ln c_\phi}{\partial \theta} \frac{\partial V}{\phi \partial \phi} \quad (2.23)$$

$$\mathbb{M}_{\theta\theta}^2 = \frac{\partial^2 V}{\phi^2 \partial \theta^2} + \frac{\partial \ln c_\theta}{\partial \theta} \frac{\partial V}{\phi^2 \partial \theta} \quad (2.24)$$

Spiral motion ends as the field configuration leaves the trench, falling along the ϕ direction at a point satisfying

$$2V_0(1-f)f' = \Lambda^4 h' \quad (2.25)$$

There are two solutions of Eq. (2.25), denoted as ϕ_e and ϕ_r . The smaller one is ϕ_e , the end point of the slow-roll inflation. For $p \geq 4$ which is the case we are interested in, $f_e \ll 1$ unless ϕ_e is quite close to ϕ_0 . In this case,

$$\frac{\phi_e}{\phi_0} = \left[\frac{qh_0}{2p(1-f_e)} \frac{\Lambda^4}{V_0} \right]^{\frac{1}{p-q}} \simeq \left[\frac{qh_0}{2p} \frac{\Lambda^4}{V_0} \right]^{\frac{1}{p-q}} \equiv \kappa^{\frac{1}{p-q}} \quad (2.26)$$

where $h_0 \equiv (\phi_0/M)^q$ and

$$\kappa \equiv \frac{qh_0}{2p} \frac{\Lambda^4}{V_0} \quad (2.27)$$

which is determined by Λ for a given choice of the other parameters. Note that, as long as $\kappa \ll 1$, the approximation in Eq. (2.26) is good enough for our purpose.

The other solution, the largest one, ϕ_r , represents the location of the re-trapping of the field in the trench. It satisfies

$$\frac{\phi_r}{\phi_0} = \left[1 - \frac{\Lambda^4}{2V_0} \frac{h'_r}{f'_r} \right]^{1/p} = \left[1 - \kappa \left(\frac{\phi_0}{\phi_r} \right)^{p-q} \right]^{1/p} \simeq 1 - \frac{\kappa}{p} \quad (2.28)$$

where again we assumed $\kappa \ll 1 \ll p$, resulting in $\phi_r \approx \phi_0$.

3 Spiral inflation

3.1 Inflation ($\phi < \phi_e$)

When $\phi < \phi_e$, inflation consistent with observations (in slow-roll regime) takes place due to the gentle spiral dynamics of the field configuration. For $q \leq 2$ and $M \ll \phi < \phi_e$, if ϕ is away enough from ϕ_e , it is expected that $f(\phi) \ll f_e \ll 1$ leading to $|V'_\phi(\phi)| \ll |V'_\phi(\phi_e)|$. In this case, we expect $\sin(h - \theta) \lesssim \cos(h - \theta)$. Hence

$$\frac{d\phi}{d\theta} \simeq \frac{h'}{(h')^2 + h'' \tan(h - \theta)} \simeq \frac{1}{h'} \quad (3.1)$$

and

$$c_\phi \simeq \frac{1}{qh}, \quad c_\theta \simeq \left(1 + \frac{1}{(qh)^2} \right)^{-1/2} \simeq 1 \quad (3.2)$$

where $qh \gg 1$ was used. Hence, using Eq. (2.9), we find

$$\frac{dV}{dI} \simeq -\frac{2p(1-f)f}{(qh)} \frac{V_0}{\phi} \quad (3.3)$$

$$\frac{d^2V}{dI^2} \simeq -\frac{2V_0}{(qh)^2\phi^2} \{p[p - (q+1)](1-f)f - (pf)^2\} \quad (3.4)$$

$$\frac{d^2V}{d\psi^2} \simeq (qh)^2 \frac{\Lambda^4}{\phi^2} \quad (3.5)$$

Note that in order for I to follow closely the minimum of the trench during inflation, the mass scale along ψ should be large enough or at least comparable to the expansion rate, that is, $m_\psi^2/3H_*^2 \gtrsim 1$ which constrains κ to satisfy

$$\kappa \gtrsim \frac{1}{2pqh_0} \left(\frac{\phi_0}{M_P} \right)^2 \left(\frac{\phi_0}{\phi_*} \right)^{2(q-1)} \quad (3.6)$$

where ‘ $*$ ’ denotes a quantity associated with a pivot scale of observations. It turns out that this constraint is easily satisfied in the parameter space we are interested in. The slow-roll parameters are given by

$$\eta \simeq -\frac{2p[p - (q+1)]}{(qh_0)^2} \left(\frac{M_P}{\phi_0} \right)^2 \left(\frac{\phi}{\phi_0} \right)^{p-2(q+1)} \equiv -g(M, \phi_0) \left(\frac{\phi}{\phi_0} \right)^{p-2(q+1)} \quad (3.7)$$

$$\epsilon \simeq -\frac{pf}{p - (q+1)} \eta \quad (3.8)$$

where we used $f(\phi) \ll 1$ and defined a function $g(M, \phi_0)$ which will prove to be convenient later.

At $\phi = \phi_*$ associated with, for example, Planck pivot scale, $f(\phi_*) \ll 1$ is expected (see Eq. (2.26)). Hence, $\epsilon_* \ll |\eta_*|$ as long as $p/[p - (q + 1)] \sim \mathcal{O}(1)$, and η_* is nearly fixed by the observed spectral index of the density power-spectrum as $n_s^{\text{obs}} \simeq 1 + 2\eta_*$ in order to match observations. The power spectrum is given by

$$P_R = \frac{H^2}{8\pi^2 \epsilon M_{\text{P}}^2} \quad (3.9)$$

leading to

$$\frac{H_*}{M_{\text{P}}} = \left[\frac{8\pi^2 P_R^{\text{obs}} p |\eta_*|}{p - (q + 1)} \right]^{1/2} \left(\frac{\phi_*}{\phi_0} \right)^{p/2} \quad (3.10)$$

where $P_R^{\text{obs}} = 2.1 \times 10^{-9}$ [2] is the observed amplitude of the density power spectrum. If Eq. (3.1) is satisfied for most of the region of (ϕ_*, ϕ_e) , the number of e -foldings generated is found to be

$$N_e \simeq \begin{cases} \frac{p-(q+1)}{|\eta_*|} \ln \left(\frac{\phi_e}{\phi_*} \right) & \text{for } p = 2(q + 1) \\ \frac{p-(q+1)}{p-2(q+1)} \frac{1}{|\eta_*|} \left[1 - \left(\frac{\phi_*}{\phi_e} \right)^{p-2(q+1)} \right] & \text{for } p \neq 2(q + 1) \end{cases} \quad (3.11)$$

For a given comoving scale k_* and the present horizon k_0 , observations require such number of e -foldings to be

$$N_e^{\text{obs}}(k_*) = 62 + \ln \frac{k_0}{k_*} - \ln \left(\frac{10^{16} \text{ GeV}}{V_*^{1/4}} \right) - \frac{1}{3} \ln \left(\frac{V_*^{1/4}}{\rho_{\text{R}}^{1/4}} \right) \quad (3.12)$$

where we took $V_e = V_*$ and ρ_{R} is the radiation energy density when reheating is efficient enough to recover a radiation-dominant universe. Specifically, we take ρ_{R} to be the energy density of the universe when $H = (2/3)\Gamma_\psi$ with Γ_ψ being the decay rate of ψ -particles.

For a given set of (p, q) , if the model-dependent couplings of ϕ and θ to other matter fields are fixed, the model parameters which still remain free are :

$$V_0, \Lambda, \phi_0, M \quad (3.13)$$

Also, there are three observable constraints:

$$n_s^{\text{obs}}, P_R^{\text{obs}}, N_e^{\text{obs}} \quad (3.14)$$

Those free parameters and observables are related by four equations, Eq. (2.26), (3.7), (3.10), and Eq. (3.11) equated with Eq. (3.12). Hence, all the free parameters are fixed by the observables as follows. First of all, as shown in Eq. (3.8), $\epsilon_* \ll \eta_*$ which leads to $n_s^{\text{obs}} \simeq 1 + 2\eta_*$. If $p = 2(q + 1)$, from Eq. (3.7) $g(M, \phi_0)$ is fixed, determining M as a function of ϕ_0 . Plugging Eq. (3.10) into Eqs. (3.11) and (3.12) with Γ_ψ being expressed as a function of M and ϕ_0 as shown in the next subsection, H_* is determined as

$$\ln \frac{H_*}{M_{\text{P}}} = \left(\frac{1}{|\eta_*|} + \frac{5}{6} \right)^{-1} \left\{ \frac{p}{2|\eta_*|} \left[\frac{\ln \kappa}{p - q} + \frac{\ln (16\pi^2 P_R^{\text{obs}} |\eta_*|)}{p} \right] - \left[62 + \ln \frac{k_0}{k_*} - \ln \left(\frac{10^{16} \text{ GeV}}{3^{1/4} M_{\text{P}}} \right) + \frac{1}{6} \ln \left(\frac{\gamma_\psi}{8\pi} \left(6p^2 \left(1 + \frac{\kappa q h_0}{p} \right) \right)^{3/2} \left(\frac{M_{\text{P}}}{\phi_0} \right)^5 \right) \right] \right\} \quad (3.15)$$

which can be re-used to find ϕ_* , using Eq. (3.10). Note that κ is treated as a free parameter in this case although it should satisfy Eq. (3.6). Also, H_* depends dominantly on κ due to the factor $1/|\eta_*|$ in front of $\ln \kappa$ in Eq. (3.15). In Fig. 1, we show the allowed parameter spaces. As can be clearly seen in the figure, the ϕ_0 dependence of each parameter except M is quite weak, so, for simplicity we took $\phi_0 = 10^{17} \text{ GeV}$ as a representative value.

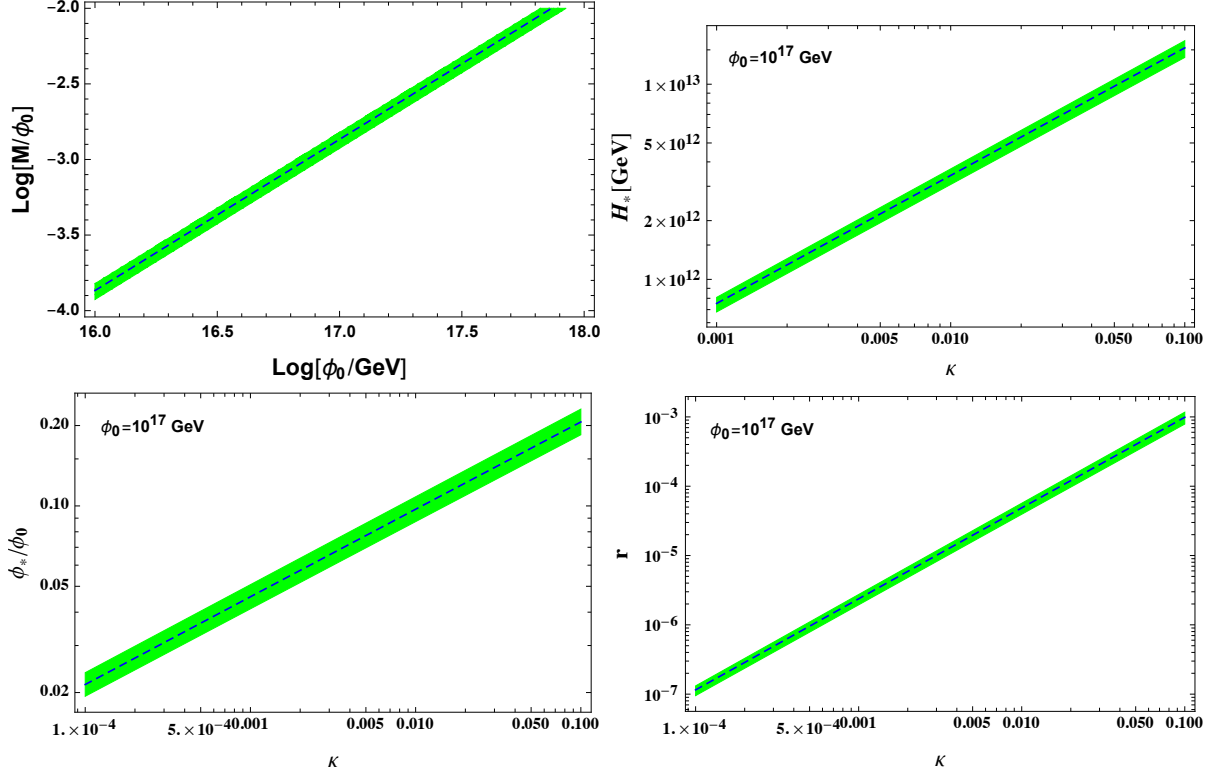


Figure 1. Parameter spaces matching observations for the case $p = 2(q + 1) = 4$. *Top-Left:* (ϕ_0, M) satisfying $g(M, \phi_0) = |\eta_*|$, *Top-Right:* (κ, H_*) , *Bottom-Left:* $(\kappa, \phi_*/\phi_0)$, *Bottom-Right:* (κ, r) . In each panel, the dashed line corresponds to the case of $n_s = 0.9659$, and the green band represents the $2\text{-}\sigma$ allowed region of n_s .

If $p > 2(q + 1)$, from Eq. (3.7) one can regard ϕ_*/ϕ_0 as a function of M and ϕ_0 . For a given set of (M, ϕ_0) , Eq. (3.10) constrains H_* , and hence N_e^{obs} becomes a function of those free parameters. Then, from Eqs. (3.11) and (3.12), ϕ_e/ϕ_0 is constrained for each pair (M, ϕ_0) . Therefore, κ in Eq. (2.26) is not a free parameter but should satisfy the following equation,

$$\kappa = \left\{ \frac{|\eta_*|}{g(M, \phi_0) \left[1 - \frac{p-2(q+1)}{p-(q+1)} |\eta_*| N_e^{\text{obs}}(M, \phi_0, \kappa) \right]} \right\}^{\frac{p-q}{p-2(q+1)}} \quad (3.16)$$

The κ -dependence of N_e^{obs} in Eq. (3.16) is from the dependence of ρ_R on Γ_ψ (see Eqs. (3.21) and (3.27)). Since, for a couple of orders of magnitude variation of κ , the change of N_e^{obs} is of $\mathcal{O}(1)$, we ignore such a dependence for simplicity. Such an assumption is equivalent to setting $\kappa = 0$ in Eq. (3.21) when N_e^{obs} is estimated. Eq. (3.16) can be satisfied by adjusting the ratio Λ^4/V_0 as a free parameter replacing Λ . In Fig. 2, the parameter space matching inflationary observables is depicted for $(p, q) = (8, 1)$ with $\kappa = 10^{-2}$ and 10^{-3} as an example.

3.2 Post inflation ($\phi_e < \phi \sim \phi_0$)

As the inflaton leaves the trench at ϕ_e , the dominant dynamics turns to the oscillation along ϕ with respect to ϕ_0 as long as the oscillation amplitude $\delta\phi$ satisfies $\delta\phi \gg |\phi_0 - \phi_r| = (\kappa/p)\phi_0$. At this period, V_ϕ governs the dynamics, i.e., the time scale of the oscillation is determined by the mass scale along ϕ at $\phi \approx \phi_0$,

$$m_\phi^2 \equiv V_\phi''|_{\phi \approx \phi_0} = \frac{2(pf)^2 V_0}{\phi^2} \left[1 - \left(1 - \frac{q+1}{p} \right) \left(\frac{1}{f} - 1 \right) \right] \quad (3.17)$$

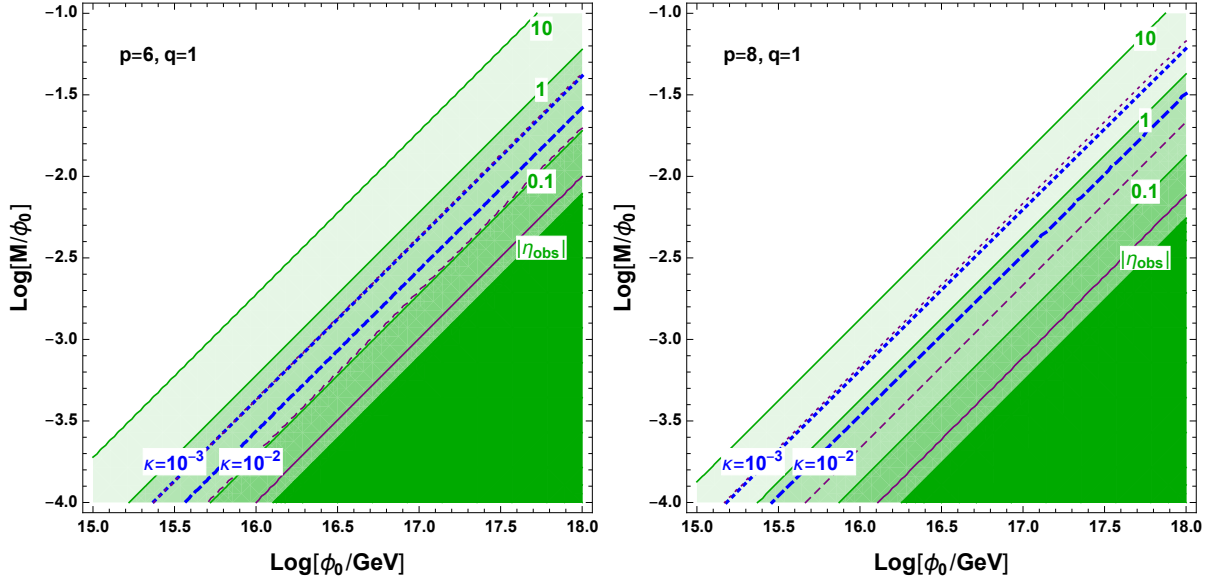


Figure 2. Parameter spaces (blue dashed and dotted lines corresponding to $\kappa = 10^{-2}, 10^{-3}$, respectively) matching observations for the cases $(p, q) = (6, 1)$ (left) and $(p, q) = (8, 1)$ (right). In both panels, for the decay rate of ψ we used $\gamma_\psi = 1$ (see Eq. (3.27)). Green regions cover ranges of $g(M, \phi_0)$ indicated by the number on the green diagonal lines bounding the regions with different transparency levels. The opaque green region is for $g(M, \phi_0) < |\eta_{\text{obs}}|$ and excluded. Purple solid/dashed/dotted line is for $H_* = H_*^{\text{bnd}}/10^{13} \text{ GeV}/10^{12} \text{ GeV}$. As inflationary observables, $n_s = 0.9659$ and $P_R = 2.1 \times 10^{-9}$ were used [2]. $2\text{-}\sigma$ uncertainties in inflationary observables do not alter the figure significantly. The tensor-to-scalar ratios on blue lines are $r \approx 2.5 \times 10^{-4}$ (dashed) and 2×10^{-5} (dotted).

As the motion along ϕ becomes sufficiently small, the field configuration can be re-trapped in the trench and the dynamics would be again along the minimum of the canal in the vicinity of the true vacuum. In this case, $V'_\phi = -V'_m \simeq 0$, and Eqs. (3.1) and (3.2) are applicable again. At $\phi \approx \phi_0$, the mass-squared of each orthogonal direction, defined as $m_i^2 \equiv d^2V/di^2$ ($i = I, \psi$), is found to be

$$m_I^2 \simeq m_{I,0}^2 \left(\frac{\phi}{\phi_0} \right)^{2p-2(q+1)} \left[1 - \left(1 - \frac{1}{p} \right) \left(\frac{1}{f} - 1 \right) + \frac{q\kappa}{pf^2} \sin(h - \theta) \right] \quad (3.18)$$

$$m_\psi^2 \simeq m_{I,0}^2 (qh_0)^2 \left\{ \left(\frac{\phi}{\phi_0} \right)^{2(p-1)} \left[1 - \left(1 - \frac{1}{p} \right) \left(\frac{1}{f} - 1 \right) \right] + \kappa \frac{qh_0}{p} \left(\frac{\phi}{\phi_0} \right)^{2(q-1)} \right\} \quad (3.19)$$

where

$$m_{I,0}^2 \equiv \frac{2p^2}{(qh_0)^2} \frac{V_0}{\phi_0^2} = 3H_*^2 \times \frac{g(M, \phi_0)p}{p - (q + 1)} \quad (3.20)$$

$$m_{\psi,0}^2 \equiv 2p^2 \left(1 + \kappa \frac{qh_0}{p} \right) \frac{V_0}{\phi_0^2} = (qh_0)^2 \left(1 + \kappa \frac{qh_0}{p} \right) m_{I,0}^2 \quad (3.21)$$

In Eq. (3.18) we have not applied Eq. (2.9) for the term with $\sin(h - \theta)$ because the field configuration does not follow the trench unless it is trapped again on it. During the oscillation phase which takes place mostly along the ϕ direction, the value of this term would vary.

In Eq. (3.20), $g(M, \phi_0)$ is a free parameter determined mainly by the set of (M, ϕ_0) . It can be either larger or smaller than unity, but lower-bounded as $g(M, \phi_0) > |\eta_*|$ for $p \geq 2(q + 1)$ (see Eq. (3.7)) which is the region we are interested in. Hence, depending on M and ϕ_0 , in the vicinity of $\phi \approx \phi_0$ we can have $g(M, \phi_0) > 1$ leading to $m_{I,0}^2 > 3H_*^2$. However, m_I^2 depends on ϕ and the slope along I changes its sign across ϕ_0 . As a result, the angular motion after inflation is commenced only when the oscillation

amplitude along ϕ is significantly reduced so as to have $m_I^2 \gtrsim 3H^2$. In the vicinity of ϕ_0 , for the oscillation amplitude of ϕ denoted as $\delta\phi (\ll \phi_0)$,

$$3H^2 M_P^2 \simeq \frac{1}{2} m_\phi^2 (\delta\phi)^2 \quad (3.22)$$

Hence,

$$\frac{3H^2}{m_I^2} < 1 \Rightarrow \frac{\delta\phi}{\phi_0} < \frac{\delta\phi_{\text{osc}}}{\phi_0} \equiv \frac{\sqrt{g(M, \phi_0)}}{p} \quad (3.23)$$

Therefore, the onset of the oscillation along I is expected to happen as $\delta\phi$ is reduced to $\delta\phi_{\text{osc}}$, and we find

$$H_{\text{osc}} = \sqrt{g(M, \phi_0)} H_* \quad (3.24)$$

which is valid only for $g(M, \phi_0) \ll 1$. For $g(M, \phi_0) \gtrsim \mathcal{O}(1)$, we notice that m_I^2 changes its sign as the oscillation amplitude becomes smaller than

$$\frac{\delta\phi}{\phi_0} \simeq \frac{1}{2p} \Leftrightarrow f \simeq \frac{1}{2} \quad (3.25)$$

and rapidly approaches to $m_{I,0}^2$. We take this crossing point as the onset of the oscillation phase of I in this case, and the expansion rate around the epoch is found to be

$$H_{\text{osc}} \approx \frac{1}{4\sqrt{2}} H_* \quad (3.26)$$

A comment on the possibility of a second inflationary period caused by re-trapping is in order. From Eqs. (2.28), (3.23) and (3.25), $\text{Min} \left[\sqrt{g(M, \phi_0)}, 1/2 \right] > \kappa$ and $m_I^2 > 3H^2$ is expected around the epoch of re-trapping, i.e., the angular motion after inflation would take place before the field configuration is trapped in the trench. Hence, a second stage of inflation would not take place.

Eventually, particles I and ψ would decay. We express the decay rate of i -particle as ²

$$\Gamma_i = \frac{\gamma_i}{8\pi} \frac{m_{i,0}^3}{\phi_0^2} \quad (3.27)$$

where $\gamma_i (i = I, \psi)$ is a numerical constant taking allowed decay channels into account. From Eqs. (3.18) and (3.19), $m_{\psi,0} \gg m_{I,0}$ and generically we may expect ψ decays earlier than I as long as $\gamma_\psi \sim \gamma_I$. Also, if $\Gamma_\psi \geq m_{I,0}$, the oscillation of I field after inflation would take place in a universe dominated by radiation, otherwise it will happen in a universe dominated by ψ -particles. In terms of our model parameters, the ratio of interest is given by

$$\frac{\Gamma_\psi}{m_{I,0}} = \frac{3p^2 \gamma_\psi}{4\pi} \frac{\sqrt{1 + \kappa q h_0 / p}}{q h_0} \left(\frac{H_*}{M_P} \right)^2 \left(\frac{M_P}{\phi_0} \right)^4 \quad (3.28)$$

If $\Gamma_\psi \gg \Gamma_I$, there is a possibility for I -particles to eventually dominate the universe around the epoch of its decay. In order to check this possibility, we compare the energy density of I -particles and that of the background radiation as follows. When I starts its oscillation, the oscillation amplitude is expected to be

$$I_{\text{osc}} = \alpha \phi_0 \quad (3.29)$$

with $\alpha = \mathcal{O}(1) < \pi$. As ψ decays, the universe is dominated by radiation. During this epoch, the energy density of I before its decay is given by

$$\rho_I = \rho_I^{\text{osc}} \left(\frac{a_{\text{osc}}}{a_{I,d}} \right)^3 = \rho_I^{\text{osc}} \left(\frac{H_{\psi,d}}{H_{\text{osc}}} \right)^2 \left(\frac{H}{H_{\psi,d}} \right)^{3/2} \quad (3.30)$$

²The precise form of Γ_i depends on the couplings of each field to matter fields, but we do not specify those model-dependent couplings.

where the energy density of I at the onset of its oscillation is

$$\rho_I^{\text{osc}} = \frac{1}{2} m_{I,\text{osc}}^2 I_{\text{osc}}^2 \simeq \frac{3\alpha^2}{2} H_{\text{osc}}^2 \phi_0^2 \quad (3.31)$$

and $H_{i,d} = (2/3)\Gamma_i$ with $i = (\psi, I)$ is the expansion rate at the epoch of i -particle decay. Hence, ρ_I becomes comparable to the background radiation density when $H = H_\times$ with

$$H_\times = \left[\frac{\alpha^2}{2} \left(\frac{\phi_0}{M_{\text{P}}} \right)^2 \right]^2 H_{\psi,d} \quad (3.32)$$

which gives

$$\begin{aligned} \frac{H_\times}{H_{I,d}} &= \left[\frac{\alpha^2}{2} \left(\frac{\phi_0}{M_{\text{P}}} \right)^2 \right]^2 \frac{\Gamma_\psi}{\Gamma_I} \\ &= \left[\frac{\alpha^2 p [p - (q + 1)]}{g(M, \phi_0) (qh_0)^{1/2}} \left(\frac{\gamma_\psi}{\gamma_I} \right)^{1/2} \left(1 + \frac{\kappa q h_0}{p} \right)^{3/4} \right]^2 \end{aligned} \quad (3.33)$$

Therefore, I particles would be subdominant at the epoch of their decays only if

$$g(M, \phi_0) > \frac{\alpha^2 p [p - (q + 1)]}{(qh_0)^{1/2}} \left(\frac{\gamma_\psi}{\gamma_I} \right)^{1/2} \left(1 + \frac{\kappa q h_0}{p} \right)^{3/4} \quad (3.34)$$

Otherwise, an era of I -particle domination appears, and entropy release due to the late-time decay of I takes place. This causes a dilution of pre-existing particle densities relative to entropy density. In the sudden decay approximation, the dilution factor Δ is approximately given by

$$\Delta \approx \frac{T_\times}{T_I} = \left(\frac{g_*(T_I)}{g_*(T_\times)} \right)^{1/4} \left[\frac{\alpha^2}{2} \left(\frac{\phi_0}{M_{\text{P}}} \right)^2 \right] \left(\frac{\Gamma_\psi}{\Gamma_I} \right)^{1/2} \quad (3.35)$$

where T_\times and T_I are respectively temperatures when $H = H_\times$ and $H_{I,d}$.

4 Charge asymmetry after inflation

In this section, we consider the possibility of generating a B - or L -asymmetry from the dynamics or decay of the I -field. From now on, we assume that the fields ϕ and θ in the potential Eq. (2.1) are components of a complex field such as $\Phi \equiv \phi e^{i\theta}/\sqrt{2}$ which can carry a charge denoted as Q .

4.1 Spontaneous baryogenesis

A slow motion of I after inflation might be considered for spontaneous baryogenesis by introducing a derivative interaction of θ to baryonic/leptonic current in Lagrangian such as

$$\mathcal{L} \supset \lambda (\partial_\mu \theta) j^\mu \simeq \frac{\lambda}{\phi_0} (\partial_\mu I) j^\mu \quad (4.1)$$

where λ is a dimensionless coupling constant, and j^μ is a baryonic/leptonic current. In the current scenario we are considering, a slow evolution of θ after inflation takes place around the epoch of $H \sim H_{\text{osc}}$ which is given by either Eq. (3.24) or (3.26). Soon after this epoch, the dynamics of I turns into rapid oscillations. If B or L violating processes which might have been already in equilibrium are decoupled at the very epoch, it might be possible for spontaneous baryogenesis to work. However, if $\Gamma_\psi < H_{\text{osc}}$, the universe around the epoch of I 's oscillation would be only partially reheated by the partial decay of

ψ particles. This means that the background temperature between the end of inflation and onset of I 's oscillation is expected to be

$$T_{\text{osc}} \lesssim T \lesssim T_e \quad (4.2)$$

where

$$T_e \sim (\Gamma_\psi H_* M_{\text{P}}^2)^{1/4} \quad (4.3)$$

$$T_{\text{osc}} \sim (\Gamma_\psi H_{\text{osc}} M_{\text{P}}^2)^{1/4} \sim \begin{cases} g(M, \phi_0)^{1/4} T_e & \text{if } g(M, \phi_0) \ll 1 \\ 2^{-5/4} T_e & \text{if } g(M, \phi_0) \gtrsim 1 \end{cases} \quad (4.4)$$

That is, T_{osc} and T_e differ only by a factor of a few since $g(M, \phi_0) \gtrsim |\eta_*| \sim \mathcal{O}(10^{-2})$. Also, as Γ_ψ becomes closer to or even larger than H_{osc} , the epoch between T_e and T_{osc} becomes narrower. Hence, spontaneous baryogenesis is unlikely to occur in our scenario.

4.2 Chage asymmetry from the decay of I particles

As another possibility of generating a charge asymmetry, which was already discussed in the original paper of spontaneous baryogenesis (Ref. [7]), we consider the decay of I at its oscillation phase, assuming B or L -violating processes were decoupled already before the onset of I 's oscillations. Here we do not specify B or L -violating operators, but simply assume the branching fraction of relevant channels to be close to unity.

During the era of ψ -particle domination with the sudden decay approximation of ψ , approximately the solution of I 's EOM can be taken to be ³

$$I = I_{\text{osc}} a^{-3/2} e^{-\frac{\Gamma_I}{2} t} \cos[m_{I,0}(t - t_{\text{osc}})] \quad (4.5)$$

and the charge density associated with I is given by

$$\begin{aligned} n_Q &= -iQ (\Phi^* \dot{\Phi} - \dot{\Phi}^* \Phi) = Q \dot{\theta} \phi^2 \simeq Q \dot{I} \phi_0 \\ &= -\frac{Q}{2} \{3H + \Gamma_I + 2m_{I,0} \tan[m_{I,0}(t - t_{\text{osc}})]\} I \phi_0 \end{aligned} \quad (4.6)$$

where we used $\phi \simeq \phi_0$ and $\theta \simeq I/\phi_0$ in the vicinity of the true vacuum. Then, the charge asymmetry from the decay of I is obtained as ⁴

$$n_B = \frac{1}{a^3} \int_{t_{\text{osc}}}^t dt \Gamma_I (a^3 n_Q) = -\frac{Q}{a^3} \Gamma_I I_{\text{osc}} \phi_0 \mathcal{F}(x_{\text{osc}}, x) \quad (4.7)$$

where $x \equiv m_{I,0} t$ and

$$\begin{aligned} \mathcal{F}(x_{\text{osc}}, x) &\equiv \int_{x_{\text{osc}}}^x dx e^{-\frac{\Gamma_I}{2m_{I,0}} x} \left(\frac{x}{x_{\text{osc}}} \right)^{\frac{1}{1+\omega}} \left\{ \frac{1}{(1+\omega)x} + \frac{\Gamma_I}{2m_{I,0}} + \tan(x - x_{\text{osc}}) \right\} \cos(x - x_{\text{osc}}) \\ &\xrightarrow{x \rightarrow \infty} e^{-\frac{\Gamma_I x_{\text{osc}}}{2m_{I,0}}} + \frac{e^{-ix_{\text{osc}}} E_{\frac{w}{1+w}} \left(\frac{(\Gamma_I/m_{I,0} - 2i)x_{\text{osc}}}{2} \right) + e^{ix_{\text{osc}}} E_{\frac{w}{1+w}} \left(\frac{(\Gamma_I/m_{I,0} + 2i)x_{\text{osc}}}{2} \right)}{1+w} \\ &\xrightarrow{\Gamma_I \ll m_{I,0}} 1 + \frac{e^{-ix_{\text{osc}}} E_{\frac{w}{1+w}}(-ix_{\text{osc}}) + e^{ix_{\text{osc}}} E_{\frac{w}{1+w}}(ix_{\text{osc}})}{1+w} \\ &\simeq \begin{cases} 1.5 : w = 1/3 \\ 1 : w = 0 \end{cases} \end{aligned} \quad (4.8)$$

with

$$x_{\text{osc}} = \frac{2}{3(1+\omega)} \frac{m_{I,0}}{H_{\text{osc}}} = \mathcal{O}(1) \quad (4.9)$$

³The error in the estimation of late-time charge asymmetry is less than a factor about 2, and does not affect our argument.

⁴This is essentially of the same form as one discussed in Ref. [7] modulo the factor $\mathcal{F}(x_{\text{osc}}, x)$.

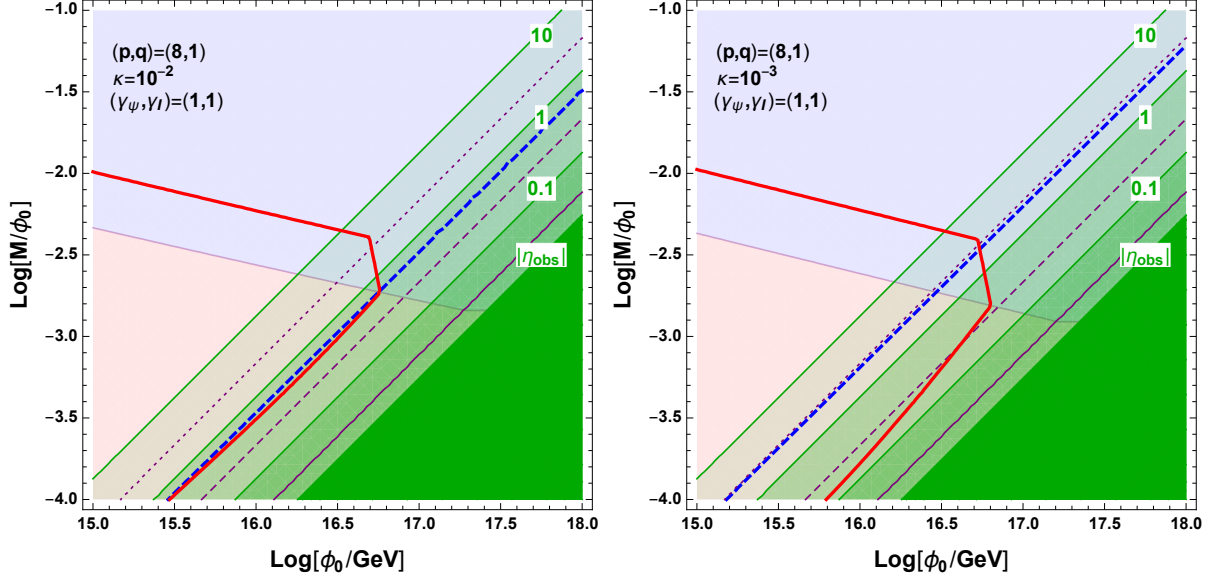


Figure 3. Parameter space for baryon number asymmetry (red-line) as a function of M and ϕ_0 . Color scheme other than blue and red lines is the same as Fig. 2. The light blue and pinky regions divided by a thin light purple line are regions of $H_\psi > H_{\text{osc}}$ and $H_\psi < H_{\text{osc}}$, respectively. The dashed blue line indicates parameters matching observed values of inflationary observables n_s and P_R for a given κ which satisfies Eq. (3.16). The solid red line is for $(n_B/s)/(Q\alpha\mathcal{F}) = (n_B/s)^{\text{obs}} = 8.7 \times 10^{-11}$ [1]. The line below the lower sharp breaking point is for $H_\psi > H_{\text{osc}}$. The line above the upper sharp breaking point is for $H_\times < H_{I,d}$. Taking a smaller or larger $\gamma_I\alpha$ shifts the red line left or right side for a given κ .

and ω being the equation of state of the universe. The approximation in the second line of Eq. (4.8) is valid for $x \gg m_{I,0}/\Gamma_I$ (i.e., $t \gg 1/\Gamma_I$), and $E_\nu(z)$ is *Exponential Integral E* function with a complex argument. Thus, for $t \gg 1/\Gamma_I$ one finds

$$n_B \simeq -\frac{Q}{a^3} \Gamma_I I_{\text{osc}} \phi_0 \mathcal{F}(x_{\text{osc}}, \infty) \quad (4.10)$$

Meanwhile, if the energy density of I -particles is subdominant around the epoch of I -particle decay, the entropy density after inflation evolves as

$$s = s_\psi \left(\frac{a_\psi}{a} \right)^3 \quad (4.11)$$

$$s_\psi = \beta \left(\frac{H_\psi}{H_{\text{osc}}} \right)^{3/2} (H_{\text{osc}} M_P)^{3/2} \quad (4.12)$$

where s_ψ is the entropy density around the epoch of ψ -particle decays,

$$\beta \equiv \frac{2\pi^2 g_{*S}(T_\psi)}{45} \left(\frac{\pi^2 g_*(T_\psi)}{90} \right)^{-3/4} \simeq 8.66 \times \left(\frac{g_*}{200} \right)^{1/4} \quad (4.13)$$

with T_ψ being the background temperature at ψ -particle decay, and we set $g_{*S}(T) = g_*(T_\psi)$, ignoring their temperature-dependence. Hence, at late time

$$\left| \frac{n_B/s}{Q} \right| \simeq \mathcal{F}(x_{\text{osc}}, \infty) \frac{\gamma_I \alpha}{8\pi\beta} \left(\frac{m_{I,0}}{M_P} \right)^{3/2} \left(\frac{m_{I,0}}{H_{\text{osc}}} \right)^{3/2} \left(\frac{H_\psi}{H_{\text{osc}}} \right)^{1/2} \quad (4.14)$$

For $p = 2(q + 1)$, using Eqs. (3.7), (3.20) and (3.24), one can re-express Eq. (4.14) as

$$\begin{aligned} \left| \frac{n_B/s}{Q} \right| &\simeq \mathcal{F}(x_{\text{osc}}, \infty) \frac{9\gamma_I \alpha}{2\pi\beta} |\eta_*|^{3/2} \left(\frac{H_*}{M_P} \right)^{3/2} \left(\frac{H_\psi}{H_{\text{osc}}} \right)^{1/2} \\ &\simeq 1.0 \times 10^{-10} \mathcal{F}(x_{\text{osc}}, \infty) \gamma_I \alpha \left(\frac{g_*}{200} \right)^{-1/4} \left(\frac{H_*}{10^{14} \text{ GeV}} \right)^{3/2} \left(\frac{H_\psi}{H_{\text{osc}}} \right)^{1/2} \end{aligned} \quad (4.15)$$

For $p > 2(q + 1)$, using Eqs. (3.20) and (3.26), one can re-express Eq. (4.14) as

$$\begin{aligned} \left| \frac{n_B/s}{Q} \right| &\simeq 2^{15/4} \mathcal{F}(x_{\text{osc}}, \infty) \frac{\gamma_I \alpha}{8\pi\beta} \left[\frac{3pg(M, \phi_0)}{p - (q + 1)} \right]^{3/2} \left(\frac{H_*}{M_P} \right)^{3/2} \left(\frac{H_\psi}{H_{\text{osc}}} \right)^{1/2} \\ &\simeq 2.7 \times 10^{-9} \mathcal{F}(x_{\text{osc}}, \infty) \gamma_I \alpha \left(\frac{g_*}{200} \right)^{-1/4} \left[\frac{pg(M, \phi_0)}{p - (q + 1)} \right]^{3/2} \left(\frac{H_*}{10^{13} \text{ GeV}} \right)^{3/2} \left(\frac{H_\psi}{H_{\text{osc}}} \right)^{1/2} \end{aligned} \quad (4.16)$$

If I -particle dominates the universe eventually before its decay, Eqs. (4.15) and (4.16) should be divided by the dilution factor given in Eq. (3.35).

If $p = 2(q + 1)$, $H_* \ll H_*^{\text{bnd}}$ for $\kappa \ll 1$ as shown in Fig. 1. Hence, in this case, even with H_* close to its upper-bound and $H_\psi > H_{\text{osc}}$, an additional requirement, namely $\gamma_I \alpha \gtrsim \mathcal{O}(1)$ is needed in order to obtain $n_B/s \sim 10^{-10}$.

On the other hand, if $p \gg 2(q + 1)$, for a much lower H_* one can find parameter space for a right amount of baryon/lepton number asymmetry as shown in Fig. 3 where we took $(p, q) = (8, 1)$ as a benchmark set. In the figure, the crossing point of dashed blue line and solid red line fixes parameters matching observations of n_s , P_R , and n_B/s simultaneously. For $(\gamma_\psi, \gamma_I) = (1, 1)$ taken in the figure, if $\kappa \lesssim 10^{-2}$, the matching point appears in ψ -particle domination era. A smaller γ_ψ extends ψ -domination era, pushing the border of light blue and pinky regions to left-bottom side of each panel. A smaller γ_I results in a smaller baryon asymmetry, pushing the upper and lower part of the red line to bottom and left side, respectively. As a kind of guide line, if $\gamma_I \lesssim \gamma_\psi \lesssim 1$, in order to obtain a right amount of asymmetry it is required to have $p \gtrsim 8$ with $q = 1$ for a reasonable choice of κ , such as $\kappa \sim \mathcal{O}(10^{-3 \pm 1})$. A larger q requires even larger p and much smaller κ . Such a p -dependence of the asymmetry can be understood as follows. For given set of parameters other than p , a larger p causes a smaller η (see Eq. (3.7)). Hence, in order to match observations, i.e., $\eta = \eta_*$, one should make $(M_P/\phi_0)(M/\phi_0)^q$ larger by either increasing M or decreasing ϕ_0 . This increases $m_{I,0}$ (see Eq. (3.18)) and Γ_I . As a result, a larger asymmetry can be obtained, which is clear from the second line of Eq. (4.10).

5 Conclusions

In this paper, we investigated the possibility of generating an asymmetry of a global charge (e.g., baryon/lepton number) through either the dynamics or the decays of the inflaton in the scenario of *spiral inflation*.

In spiral inflation, the inflaton can be regarded dominantly as the angular degree of a complex scalar field. Thanks to the presence of a small angle-dependent modulating potential on top of a hilltop-like potential, it gets through a spiraling-out motion from the hilltop. Although inflation ends via a waterfall-like sudden change of field dynamics, angular motion of field configuration reappears after inflation again due to the presence of the angle-dependent modulating potential. When it carries a non-zero global charge, the angular motion of a complex scalar field corresponds to a charge asymmetry (or particle-antiparticle asymmetry) associated with the field. Hence, the angular motion of inflaton after inflation implies an asymmetry associated with inflaton number density. The angular momentum of inflaton in the vicinity of the true vacuum of the potential does not possess a definite sign, but periodically changes its sign. As a result, the asymmetry generated by inflaton changes its sign periodically. However, as discussed in the original paper of spontaneous baryogenesis (Ref. [7]), if the inflaton decays to other particles, transferring its asymmetry (say ‘transfer mechanism’), there can be a well-defined (net) asymmetry in the daughter particles, thanks to the expansion of the universe.

Paying attention to the transfer mechanism, we found that in spiral inflation the decays of the inflaton can produce the right amount of baryon number asymmetry while obtaining inflationary observables consistent with observations. In contrast to the naive expectation that it would be difficult to obtain the right amount of baryon number asymmetry, it is found that even in the presence of matter-domination era a sufficient amount of baryon number asymmetry can be obtained as long as the matter-domination era right after inflation is terminated rather soon. Definitely this is a model-dependent statement, since (as expected) the late-time baryon number asymmetry in our scenario depends on model-dependent decay rate(s) (or branching fraction(s)) of the inflaton to baryonic/leptonic particles through operators (maybe) violating baryon/lepton number.

In a part of the parameter space, the expansion rate during inflation is required to be close to the current upper-bound, and hence it would be easily probed in the near-future experiments, for example CMB-S4 [15], PIXIE [16], and LiteBIRD [17].

Acknowledgments

GB acknowledges support from the MEC and FEDER (EC) Grants SEV-2014-0398, FIS2015-72245-EXP, and FPA2014-54459 and the Generalitat Valenciana under grant PROMETEOII/2017/033. She also acknowledges partial support from the European Union FP7 ITN INVISIBLES MSCA PITN-GA-2011-289442 and InvisiblesPlus (RISE) H2020-MSCA-RISE-2015-690575. WIP was supported by Research Base Construction Fund Support Program funded by Chonbuk National University in 2018, and by Basic Science Research Program through the National Research Foundation of Korea (NRF) funded by the Ministry of Education (No. 2017R1D1A1B06035959).

References

- [1] M. Tanabashi et al. (Particle Data Group), Phys. Rev. D **98**, 030001 (2018)
- [2] N. Aghanim *et al.* [Planck Collaboration], arXiv:1807.06209 [astro-ph.CO].
- [3] A. H. Guth, Phys. Rev. D **23**, 347 (1981).
- [4] K. Sato, Mon. Not. Roy. Astron. Soc. **195**, 467 (1981).
- [5] A. A. Starobinsky, Phys. Lett. B **91**, 99 (1980).
- [6] A. D. Sakharov, Pisma Zh. Eksp. Teor. Fiz. **5**, 32 (1967) [JETP Lett. **5**, 24 (1967)] [Sov. Phys. Usp. **34**, no. 5, 392 (1991)] [Usp. Fiz. Nauk **161**, no. 5, 61 (1991)].
- [7] A. G. Cohen and D. B. Kaplan, Phys. Lett. B **199**, 251 (1987). doi:10.1016/0370-2693(87)91369-4
- [8] A. G. Cohen and D. B. Kaplan, Nucl. Phys. B **308**, 913 (1988). doi:10.1016/0550-3213(88)90134-4
- [9] A. De Simone and T. Kobayashi, JCAP **1608**, no. 08, 052 (2016) doi:10.1088/1475-7516/2016/08/052 [arXiv:1605.00670 [hep-ph]].
- [10] M. M. Anber and E. Sabancilar, Phys. Rev. D **92**, no. 10, 101501 (2015) doi:10.1103/PhysRevD.92.101501 [arXiv:1507.00744 [hep-th]].
- [11] Y. Cado and E. Sabancilar, JCAP **1704**, no. 04, 047 (2017) doi:10.1088/1475-7516/2017/04/047 [arXiv:1611.02293 [hep-ph]].
- [12] F. Takahashi and M. Yamada, Phys. Lett. B **756**, 216 (2016) doi:10.1016/j.physletb.2016.03.020 [arXiv:1510.07822 [hep-ph]].
- [13] G. Barenboim and W. I. Park, Phys. Lett. B **741**, 252 (2015) doi:10.1016/j.physletb.2014.12.042 [arXiv:1412.2724 [hep-ph]].
- [14] G. Barenboim and W. I. Park, Phys. Rev. D **91**, no. 6, 063511 (2015) doi:10.1103/PhysRevD.91.063511 [arXiv:1501.00484 [hep-ph]].
- [15] <https://cmb-s4.org/>
- [16] A. Kogut *et al.*, JCAP **1107**, 025 (2011) doi:10.1088/1475-7516/2011/07/025 [arXiv:1105.2044 [astro-ph.CO]].

[17] <http://litebird.jp/eng/>