

# An Extreme Amplitude, Massive Heartbeat System in the LMC Characterized Using ASAS-SN and TESS

T. Jayasinghe<sup>1,2\*</sup>, K. Z. Stanek<sup>1,2</sup>, C. S. Kochanek<sup>1,2</sup>, Todd A. Thompson<sup>1,2,3</sup>,  
B. J. Shappee<sup>4</sup>, M. Fausnaugh<sup>5</sup>

<sup>1</sup>*Department of Astronomy, The Ohio State University, 140 West 18th Avenue, Columbus, OH 43210, USA*

<sup>2</sup>*Center for Cosmology and Astroparticle Physics, The Ohio State University, 191 W. Woodruff Avenue, Columbus, OH 43210, USA*

<sup>3</sup>*Institute for Advanced Study, Princeton, NJ, 08540, USA*

<sup>4</sup>*Institute for Astronomy, University of Hawaii, 2680 Woodlawn Drive, Honolulu, HI 96822, USA*

<sup>5</sup>*MIT Kavli Institute for Astrophysics and Space Research, 77 Massachusetts Avenue, 37-241, Cambridge, MA 02139, USA*

Accepted XXX. Received YYY; in original form ZZZ

## ABSTRACT

Using ASAS-SN data, we find that the bright ( $V \sim 13.5$  mag) variable star MACHO 80.7443.1718 (ASASSN-V J052624.38-684705.6) is the most extreme heartbeat star yet discovered. This massive binary, consisting of at least one early B-type star, has an orbital period of  $P_{\text{orb}} = 32.83 \pm 0.05$  d and is located towards the LH58 OB complex in the LMC. Both the ASAS-SN and TESS light curves show extreme brightness variations of  $\sim 40\%$  at periastron and variations of  $\sim 10\%$  due to tidally excited oscillations outside periastron. We fit an analytical model of the variability caused by the tidal distortions at pericenter to find orbital parameters of  $\omega = 53.5^\circ$ ,  $i = 45.7^\circ$  and  $e = 0.58$ . We also present a frequency analysis to identify the pulsation frequencies corresponding to the tidally excited oscillations.

**Key words:** stars: early-type – stars: oscillations – stars: massive – stars: variables: general – (stars:) binaries: general

## 1 INTRODUCTION

Heartbeat stars are short period ( $P \lesssim 1$  yr), eccentric ( $e \gtrsim 0.3$ ) binaries where oscillations are excited by the tidal forcing at each periastron passage. Heartbeat stars were first discovered in data from the *Kepler* space telescope (Thompson et al. 2012). The prototypical heartbeat star, KOI-54, has been extensively studied and characterized (see for e.g., Welsh et al. 2011; Fuller, & Lai 2012; Burkart et al. 2012 and references therein), and *Kepler* (Kirk et al. 2016) has now identified over 170 heartbeat stars.

The light curves of heartbeat stars are defined by oscillations outside of periastron combined with a brief, high amplitude ellipsoidal variation at periastron that gives rise to a unique “heartbeat” signature resembling the normal sinus rhythm of an electrocardiogram. The light curves of these systems are dominated by the effects of tidal distortion, reflection and Doppler beaming close to periastron (Fuller 2017). Heartbeat stars continue to oscillate throughout their orbit due to tidally excited stellar oscillations. The variabil-

ity amplitude of most heartbeat stars is very small ( $\lesssim 1$  mmag; Kirk et al. 2016; Hambleton et al. 2018).

The tidally excited oscillations (TEOs) occur at exact integer multiples of the orbital frequency (Fuller 2017). TEOs were first discovered in the eccentric binary system HD 174884 (Maceroni et al. 2009) and later confirmed in KOI 54 and several other systems (Shporer et al. 2016). The largest amplitude TEOs are driven by resonances between harmonics of the orbital frequency and the normal mode frequencies of the star. Both the amplitudes and phases of TEOs can be predicted from linear theory (Fuller 2017).

The vast majority of the heartbeat stars that have been discovered are relatively low-mass A and F type stars. However, the heartbeat phenomenon extends to more massive OB stars as well.  $\iota$  Ori is the most massive heartbeat star system yet discovered and it consists of a O9 III primary and a B1 III-IV companion (Pablo et al. 2017). The dearth of massive heartbeat stars is likely an observational bias. Massive stars are rare and *Kepler* observed only a small fraction of the sky, mostly lying off the Galactic plane. Ground-based surveys cover most or all of the sky but find it challenging

\* E-mail: jayasinghearachilage.1@osu.edu

to detect the low variability amplitudes of typical heartbeat stars ( $\Delta L/L \sim 10^{-3}$ ; Fuller 2017).

The All-Sky Automated Survey for SuperNovae (ASAS-SN, Shappee et al. 2014; Kochanek et al. 2017) has been monitoring the entire visible sky for several years to a depth of  $V \lesssim 17$  mag with a cadence of 2–3 days using two units in Chile and Hawaii, each with 4 telescopes. As of the end of 2018, ASAS-SN uses 20 telescopes to observe the entire sky daily, but all current observations are taken with a g-band filter. We have written a series of papers studying variable stars using ASAS-SN data. In Paper I (Jayasinghe et al. 2018a), we reported  $\sim 66,000$  new variables that were discovered during the search for supernovae. In Paper II (Jayasinghe et al. 2018b), we homogeneously analyzed  $\sim 412,000$  known variables from the VSX catalog, and developed a robust variability classifier utilizing the ASAS-SN V-band light curves and data from external catalogues. In Paper III (Jayasinghe et al., in prep), we conducted a variability search towards the Southern Ecliptic pole in order to overlap with the The Transiting Exoplanet Survey Satellite (TESS; Ricker et al. 2015) continuous viewing zone (CVZ). We identified  $\sim 11,700$  variables, of which  $\sim 7,000$  were new discoveries.

TESS is currently conducting science operations by monitoring (eventually) most of the sky with a baseline of at least 27 days. Sources closer to the TESS CVZ will be observed for a substantially longer period, approaching one year at the ecliptic poles. TESS full-frame images (FFIs), sampled at a cadence of 30 min, are made publicly available, allowing for the study of short time scale variability across most of the sky.

Here we discuss the identification of the most extreme amplitude heartbeat star yet discovered, MACHO 80.7443.1718 (ASASSN-V J052624.38-684705.6, TIC 373840312), using both ASAS-SN and TESS photometry. The MACHO survey reported that the source was a variable, but classified it as an eclipsing binary (Alcock et al. 1997). MACHO 80.7443.1718 was first identified as a likely heartbeat star during our ASAS-SN variability search. We discuss archival data and the ASAS-SN and TESS observations in section 2. In section 3, we fit an analytical model for the tidal distortions to estimate several orbital parameters of the binary system. In section 4, we discuss our SED fits to this source and the physical implications of these fits. In section 5, we identify tidally excited oscillations through a periodogram analysis and present a summary of our results in section 6.

## 2 ARCHIVAL, ASAS-SN AND TESS DATA FOR MACHO 80.7443.1718

The source MACHO 80.7443.1718 was first discovered by the MACHO survey (Alcock et al. 1997), who classified it as a generic eclipsing binary. Two values for the orbital period, corresponding to the “red” and “blue” bandpasses were derived using their data:  $P_{\text{red}} = 32.83108$  d,  $P_{\text{blue}} = 32.83397$  d.

MACHO 80.7443.1718 is a blue source with  $U - B = -0.84$  mag,  $B - V = 0.11$  mag with estimated values for the temperature  $\log(T_*/\text{K}) = 4.6$  and bolometric magnitude  $M_{\text{bol}} = -9.1$  (Massey 2002). This source is part of the LH58 OB association in the Large Magellanic Cloud (LMC),

northwest of 30 Doradus. An archival spectrum classified it as a B0.5 Ib/II (Garmany et al. 1994), evolved blue star. Based on this information, this source is likely to have a mass  $M \gtrsim 10M_{\odot}$  (Nieva & Przybilla 2014).

The Gaia DR2 (Gaia Collaboration et al. 2018) counterpart is `source_id=4658489067332871552`. Its nominal DR2 parallax is negative ( $\pi = -0.0586 \pm 0.0238$  mas) and the proper motion is  $\mu_{\alpha} = 1.59 \pm 0.04$  mas yr $^{-1}$ ,  $\mu_{\delta} = 0.66 \pm 0.05$  mas yr $^{-1}$ . There might be evidence of problems with the astrometric solution, as the  $\chi^2$  of the fit is high and the excess astrometric noise is 0.14 mas. On the other hand, the renormalized unit weight error (RUWE; Lindgren et al. 2018) of the source is 0.96 and Lindgren et al. (2018) argue that Gaia DR2 astrometric solutions are accurate if they have a RUWE  $< 1.4$ .

To evaluate the proper motions, we examined 56 Gaia DR2 stars with  $G < 15$  mag within  $5'$  of MACHO 80.7443.1718. These 56 stars had medians ( $1\sigma$  range) of  $-0.024$  mas ( $-0.126 < \pi < 0.020$ ),  $1.670$  mas yr $^{-1}$  ( $0.540 < \mu_{\alpha} < 1.814$ ) and  $0.697$  mas yr $^{-1}$  ( $0.125 < \mu_{\delta} < 0.852$ ) for their parallax and proper motions. Hence the parallax and proper motions of MACHO 80.7443.1718 are typical of the local population of luminous stars. If we use the median proper motions to define a local standard of rest, the relative motion of MACHO 80.7443.1718 is  $0.088$  mas yr $^{-1}$ , or roughly  $21$  km s $^{-1}$  at a distance of 50 kpc. The median motion of the nearby stars relative to this standard of rest is  $0.215$  mas yr $^{-1}$  or roughly  $50$  km s $^{-1}$ .

The ASAS-SN light curve for this source was extracted as described in Kochanek et al. (2017) using aperture photometry with a 2 pixel radius aperture. The AAVSO Photometric All-Sky Survey (APASS; Henden et al. 2015) DR9 catalog was used for absolute photometric calibration. We derived possible periods for this source following the procedure described in Jayasinghe et al. (2018a,b). We find the best period from this analysis as

$$P_{\text{ASAS-SN}} = 32.83 \pm 0.05 \text{ d},$$

which agrees with the period derived by MACHO to within  $\sim 0.01\%$ . The error in the period was estimated using the `Period04` software package (Lenz & Breger 2005).

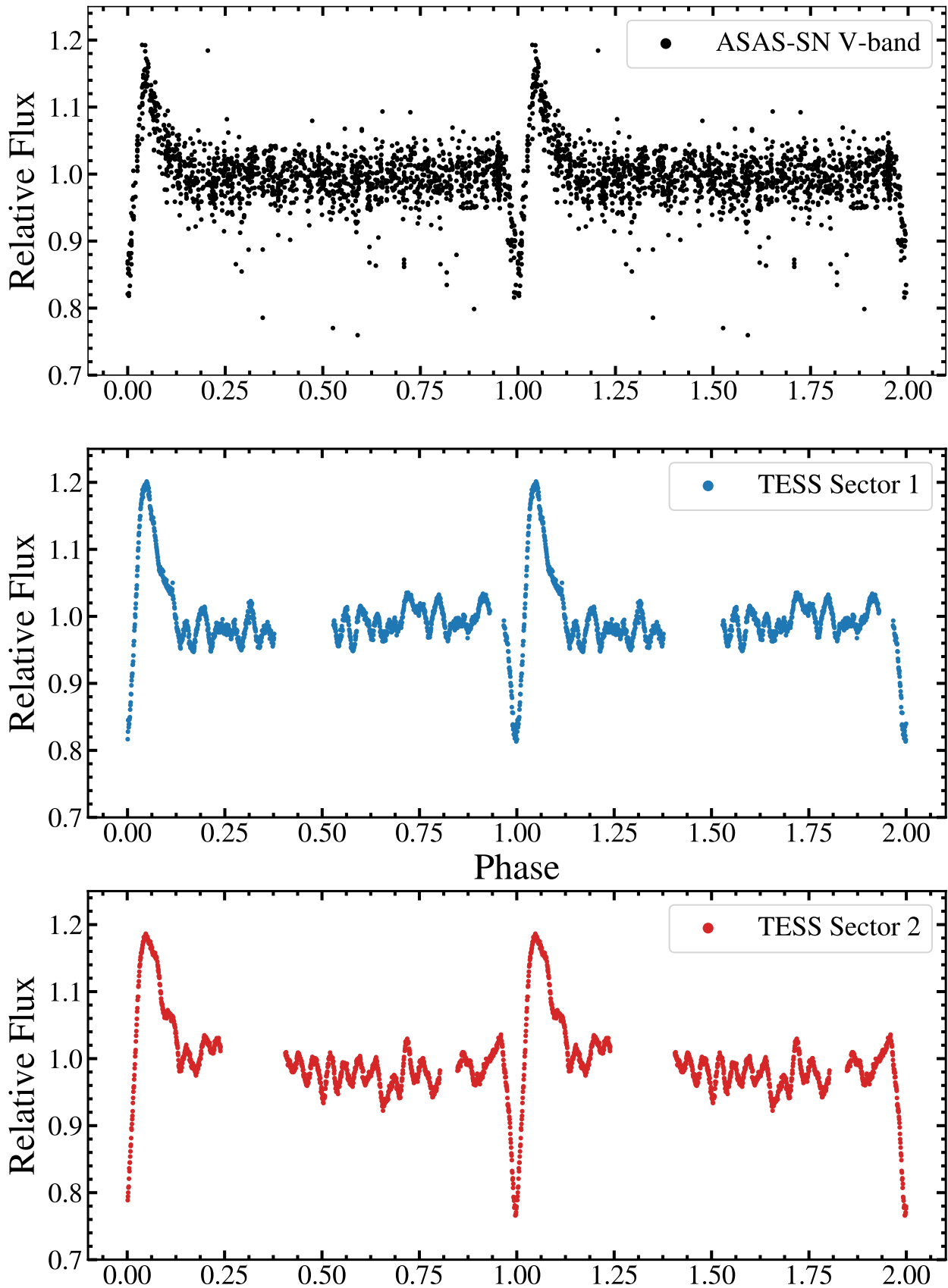
MACHO 80.7443.1718 lies in the Southern TESS CVZ which allowed us to extract TESS light curves for both Sectors 1 and 2. Due to the large pixel size of TESS ( $21''$ ) and the crowded region surrounding MACHO 80.7443.171, we used image subtraction (Alard & Lupton 1998; Alard 2000) on the full frame images (FFIs) from the first TESS data release to produce high fidelity light curves. The 27 day baseline for TESS observations in each sector is insufficient to obtain a full orbit for this source, but the final TESS light curve with data from all the sectors in the south should sample the variability of this source very well. The difference light curve was normalized to match the ASAS-SN V-band light curve.

The ephemeris for the deepest minimum in ASAS-SN is

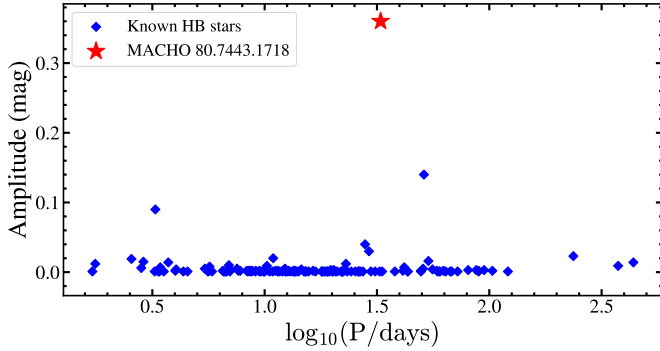
$$\text{EphemI} = \text{BJD } 2458143.698310 + 32.83 \times E, \quad (1)$$

whereas the ephemeris for the deepest minimum in TESS is

$$\text{EphemII} = \text{BJD } 2458373.61518 + 32.83 \times E, \quad (2)$$



**Figure 1.** The phased ASAS-SN (top), TESS sector 1 (middle), and TESS Sector 2 (bottom) light curves for the source MACHO 80.7443.1718.



**Figure 2.** The period-amplitude diagram for the sample of heart-beat stars. Heartbeat stars listed in the VSX database (Watson et al. 2006) are indicated by blue diamonds. MACHO 80.7443.1718 (this work) is shown with a red star.

where the epoch  $E$  is the number of orbits since the time of minimum.

The phased ASAS-SN and TESS Sector 1+2 light curves are shown in Figure 1. The TEOs are clearly visible in the TESS light curves (red and green points), but are less distinguishable in the ASAS-SN light curve (blue points).

The peak-to-peak flux variations at periastron of  $\sim 40\%$  ( $\sim 0.36$  mag) are the largest observed for a heartbeat system. This is illustrated in Figure 2 where we compare the period and amplitude of MACHO 80.7443.1718 to those of the heartbeat stars in the VSX catalog (Watson et al. 2006). The flux variations outside of periastron are also extreme ( $\sim 0.1$  mag). Fuller (2017) notes that very large amplitude TEOs are unlikely to arise from a chance resonance and are more likely to stem from a resonantly locked mode.

### 3 MODELLING THE ECCENTRIC ELLIPSOIDAL VARIATIONS

Kumar et al. (1995) developed an analytical model (their Equation 44) for the flux variations produced by the tidal distortions produced by eccentric binaries at periastron. Thompson et al. (2012) successfully applied this model to fit the light curves of the heartbeat stars observed by *Kepler*. We fit the fractional flux  $\delta F/F$  of the ASAS-SN and TESS light curves following Thompson et al. (2012). The fit contains six parameters: the amplitude scaling factor,  $S$ , a fractional flux offset,  $C$ , the true anomaly,  $\phi(t)$ , the angle of periastron,  $\omega$ , the orbital inclination,  $i$  and the eccentricity,  $e$ ,

$$\frac{\delta F}{F} = S \frac{1 - 3 \sin^2(i) \sin^2(\phi(t) - \omega)}{(R(t)/a)^3} + C, \quad (3)$$

where

$$\frac{R(t)}{a} = 1 - e \cos(E), \quad (4)$$

$$\phi(t) = 2 \arctan \left( \sqrt{\frac{1+e}{1-e}} \tan \left( \frac{E}{2} \right) \right), \quad (5)$$

and the eccentric anomaly ( $E$ ) is derived from solving

**Table 1.** Best fit parameters for MACHO 80.7443.1718

Description		ASAS-SN	TESS
$\omega$	Angle of periastron	$53.5^\circ \pm 0.1^\circ$	$61.1^\circ \pm 0.1^\circ$
$i$	Orbital inclination	$45.7^\circ \pm 0.1^\circ$	$44.9^\circ \pm 0.1^\circ$
$e$	Orbital Eccentricity	$0.576 \pm 0.012$	$0.565 \pm 0.002$

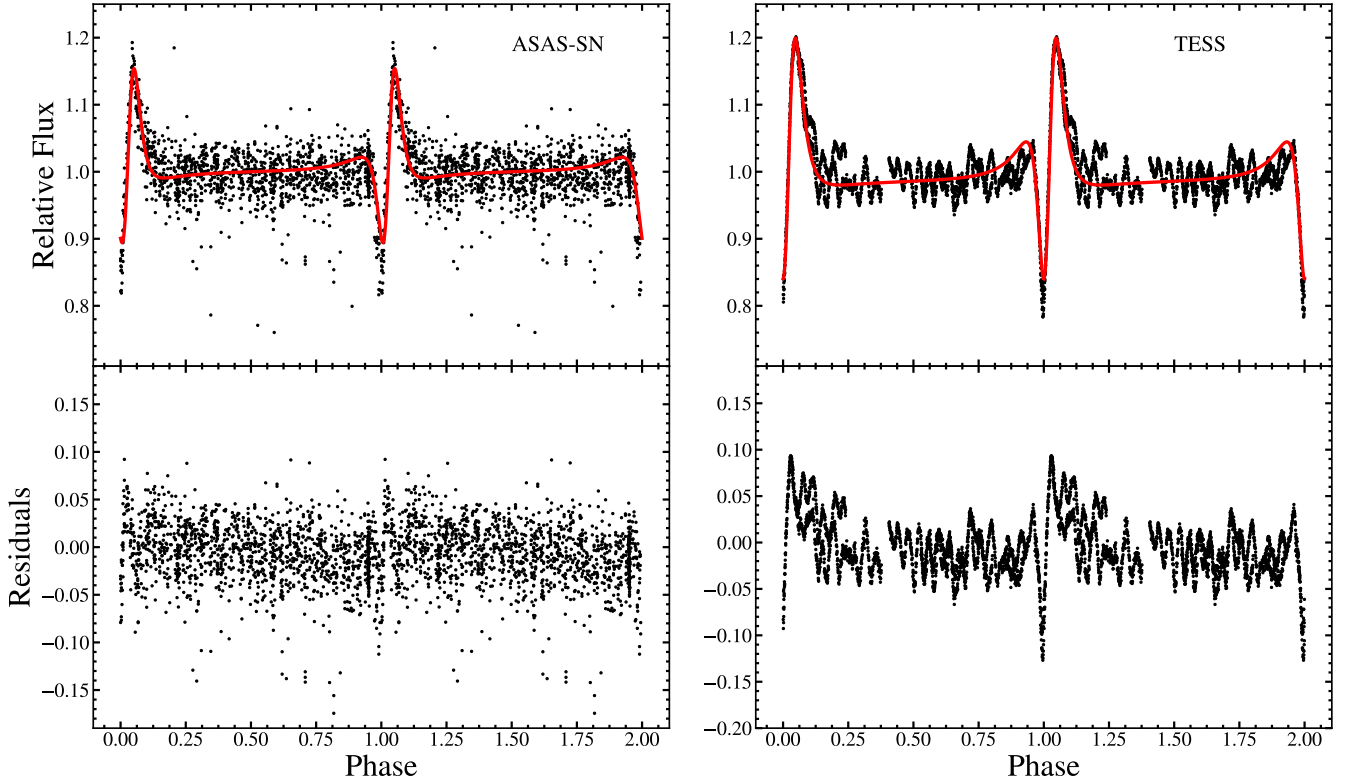
Kepler’s transcendental equation (e.g., Murray & Correia 2010). We performed this fit through the Levenberg-Marquardt chi-square minimization routine in `scikit-learn` (Pedregosa et al. 2012). The errors in the parameters were derived from the covariance matrix.

These fits do not capture the depth of the minimum or the height of the maximum completely, suggesting that this model is an incomplete description of the light curve. The fits also suggest a large systematic error in  $\omega$  when compared to the other parameters ( $i$  and  $e$ ). While this model does not account for effects such as irradiation and Doppler boosting, it is a good approximation of the tidal distortions during the orbit and can be used to estimate the orbital parameters of this system without requiring further knowledge about the properties of the stars in the system. The best-fit models for the ASAS-SN and combined Sector 1+2 TESS data for MACHO 80.7443.1718 are shown in the top panel of Figure 3 with the solid red lines. The best fit parameters are summarized in Table 1.

### 4 SED FITTING

We fit the spectral energy distribution (SED) of MACHO 80.7443.1718 using the 15 photometric measurements spanning  $3.6\mu\text{m}$  through U band given in Table 2 using DUSTY (Ivezic & Elitzur 1997; Elitzur & Ivezic 2001) inside a Markov Chain Monte Carlo wrapper (Adams & Kochanek 2015). We assumed foreground extinction due to  $R_V = 3.1$  dust (Cardelli et al. 1989) and used Castelli & Kurucz (2004) model atmospheres for the star. We assume the source is in the LMC at a distance of  $d_{\text{LMC}} = 50$  kpc (Pietrzyński et al. 2013). Even when assuming minimum luminosity uncertainties of 10% for each band, the fits have  $\chi^2/N_{\text{dof}} \simeq 6$  at fixed  $T_*$ . While this is adequate for determining the luminosity and extinction at fixed temperature, they are not reliable for determining a temperature (especially since they all lie on the Rayleigh-Jeans side of the SED). The spectroscopic type, B0, indicates a temperature of  $T_* \simeq 25,000$  K, and for this temperature  $\log(L_*/L_\odot) = 5.55 \pm 0.02$  with  $E(B - V) \simeq 0.47 \pm 0.02$  mag. Based on their photometry, Massey (2002) suggest a higher temperature of  $T_* \simeq 39,000$  K, which drives the luminosity and extinction up to  $\log(L_*/L_\odot) = 6.09 \pm 0.02$  and  $E(B - V) \simeq 0.55 \pm 0.02$  mag. We view the spectroscopic temperature as being more reliable, but our general conclusions depend weakly on the adopted stellar temperature.

The results of the SED fits confirm that the source lies in the LMC. The estimated Galactic extinction towards the source is only  $E(B - V) \simeq 0.06$  mag (Schlafly & Finkbeiner 2011), while the fits require  $E(B - V) \simeq 0.5$  mag and the LMC is the only likely source of the additional extinction. If we tried to make the star a 25,000 K main sequence star with  $L \simeq 10^{3.5} L_\odot$ , it would lie at a distance of 5 kpc where such young, massive stars should not exist.



**Figure 3.** The phased ASAS-SN and TESS light curves (top) and residuals (bottom) for the source MACHO 80.7443.1718 after fitting with the Kumar et al. (1995) model for eccentric tidal distortions. The best-fit models are shown in red.

**Table 2.** Photometry used in the SED fits

Magnitude	$\sigma$	Filter	Reference
12.411	0.033	[3.6]	Meixner et al. (2006)
12.300	0.030	[4.5]	Meixner et al. (2006)
13.255	0.007	I	Cioni et al. (2000)
12.978	0.023	J	Cioni et al. (2000)
13.56	0.10	V	Massey (2002)
13.67	0.10	B	Massey (2002)
12.83	0.10	U	Massey (2002)
13.43	0.10	R	Massey (2002)
13.020	0.022	J	Cutri et al. (2003)
12.833	0.022	H	Cutri et al. (2003)
12.734	0.030	$K_s$	Cutri et al. (2003)
12.630	0.038	U	Zaritsky et al. (2004)
13.617	0.106	B	Zaritsky et al. (2004)
13.608	0.262	V	Zaritsky et al. (2004)
13.283	0.079	I	Zaritsky et al. (2004)

For the  $T_* = 25,000$  K SED models, the stellar radius is  $R_* \approx 32R_\odot$ . The implied mass is trickier because it depends on the extent to which it is possible to have stripped mass from the star while maintaining a B0 spectral type. In the PARSEC (Tang et al. 2014) models, stars with  $T_* \approx 25,000$  K and  $L_* \approx 10^{5.55}L_\odot$  have  $M_* \sim 30M_\odot$  and are starting to evolve across the Hertzsprung gap. The implied mass increases if we assume the higher temperature of Massey (2002).

If we combine the stellar radius, the orbital period, and

the estimated eccentricity, we can see why the variability amplitudes are so high. The period and Kepler’s third law imply that the orbital semi-major axis is

$$a = 93 \left( \frac{M_* + M_c}{10M_\odot} \right)^{1/2} R_\odot \quad (6)$$

where  $M_* \approx 30M_\odot$  is the mass of the star and  $M_c$  is the mass of the unobserved companion. If we assume  $e = 0.58$  from the fits in section §3 to the ellipsoidal distortions, then the pericentric radius  $R_p = a(1 - e)$  in terms of the stellar radius  $R_* \approx 32R_\odot$  is

$$\frac{R_p}{R_*} \approx 1.2 \left( \frac{M_* + M_c}{10M_\odot} \right)^{1/2}, \quad (7)$$

so having  $R_p = 2R_*$  implies  $M_* + M_c \approx 28M_\odot$ , and to reach  $R_p = 3R_*$  implies  $M_* + M_c \approx 63M_\odot$ . Since the observed luminosity implies that the visible star is massive, it appears that the unobserved secondary must also be a massive object unless the pericentric approach distance is remarkably small.

There is no evidence of accretion (e.g., there seems to be no associated X-ray source in the ROSAT PSPC catalog of X-ray sources in the LMC (Haberl & Pietsch 1999) and we do not find any *Chandra*/*XMM-Newton* data), which probably requires that the pericenter lies outside the Roche limit. This essentially requires that the mass ratio  $q = M_c/M_* < 1$ , since placing the pericenter at the Roche limit for  $q = 1$  implies  $R_p/R_* \approx 2.6$  and  $M_* + M_c > 40M_\odot$ . Assuming the companion is not a black hole, this is consistent with the

absence of evidence for emission from the companion star in the SED fits. If we can use the [Morris \(1985\)](#) estimate for the amplitude of the ellipsoidal variability using the pericentric distance for the orbital radius, it is difficult to get amplitudes above 0.1 – 0.2 mag without the pericenter lying inside the Roche radius. However, this is an extrapolation of the [Morris \(1985\)](#) models for both the amplitude and the orbit, so we simply take this as further qualitative evidence that the pericentric radius is  $R_p \approx 2R_*$ .

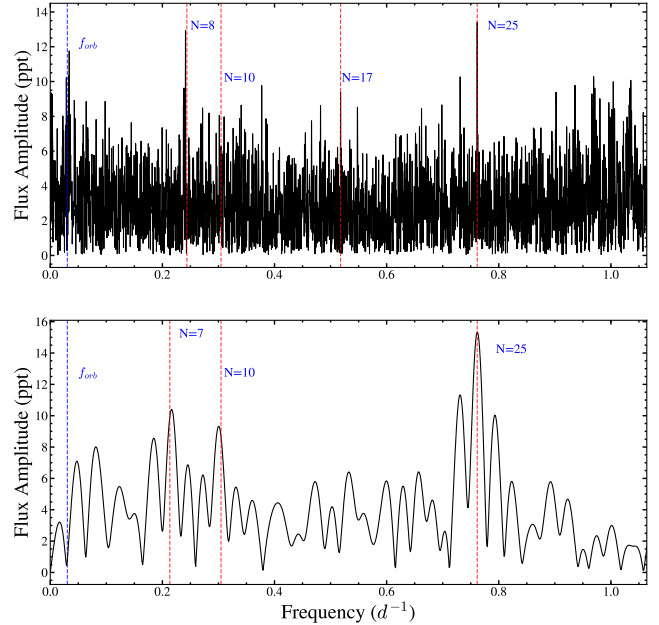
## 5 TIDALLY EXCITED OSCILLATIONS

With an approximate model for the tidal distortions, we can subtract the effect of the impulsive forcing and search for tidally excited oscillations (TEOs). TEOs occur at integer multiples of the orbital frequency, thus we carefully consider the orbital harmonics in the FFT spectrum. We calculated the Fast Fourier Transform (FFT) of the residuals using the `Period04` software package ([Lenz & Breger 2005](#)) and kept only harmonics with signal-to-noise ratios (SNRs)  $> 2$  for further study. The frequencies were optimized to reduce the light curve residuals.

We also repeated this analysis for the TESS residuals. The combined TESS light curve shows significant variations outside of periastron with good SNR when compared to the ASAS-SN light curve. In order to reduce the impact of the tidal distortions on this calculation for both the ASAS-SN and TESS data, we only select the epochs with phases in the range  $[0.25, 0.85]$  (see [Figure 1](#)). Due to the time-sampling properties and the limited baseline of the TESS data, the FWHM of the peaks in the FFT power spectrum differ ([Figure 4](#)), and we chose to simply use the ideal frequencies corresponding to the respective orbital harmonics.

[Figure 4](#) illustrates the FFT power spectrum for the residuals after fitting the best-fit tidal distortion model to the ASAS-SN and TESS data. The significant orbital harmonics are highlighted in red. In the FFT spectrum for the ASAS-SN residuals, we note significant peaks centered at  $f \sim 1 d^{-1}$ . These are likely caused by aliasing and are absent in the TESS spectrum. The TEOs with  $\text{SNR} > 2$  are summarized in [Table 3](#). We calculated the uncertainty in the frequencies, amplitudes and phases, using the Monte Carlo simulation in `Period04`.

The orbital harmonics corresponding to the  $N = 10$  and 25 modes were recovered from both the ASAS-SN and TESS data. The mode corresponding to the  $N = 25$  harmonic ( $P = 1.312$  d) is the dominant TEO in both datasets. We recover a TEO for the  $N = 17$  mode in ASAS-SN data, but this mode does not appear in the TESS data with high significance. Furthermore, we recover a TEO for the  $N = 8$  mode in ASAS-SN data but find a TEO corresponding to the  $N = 7$  mode in TESS. Upon further investigation, we find that the peak ( $\sim 13$  ppt) corresponding to the  $N = 8$  mode in the ASAS-SN FFT spectrum is at  $f \sim 0.241257 d^{-1}$  ( $7.92f_{\text{orb}}$ ). Since this is significantly different from the  $N = 8$  orbital harmonic, we label this as an ambiguous detection. The final multi-sector TESS light curve will provide a significantly better characterization of the TEOs.



**Figure 4.** FFT spectrum of the residuals after subtracting the best-fit tidal distortion model from the ASAS-SN V-band data (top) and TESS data (bottom).

## 6 CONCLUSIONS

We discovered that the variable star MACHO 80.7443.1718 is actually the highest amplitude heartbeat star discovered to date rather than an eclipsing binary. Using both the ASAS-SN and the TESS light curves, we find that MACHO 80.7443.1718 displays extreme flux variations for a variable of its kind, with maximal variations of  $\sim 40\%$  at periastron and variations of  $\sim 10\%$  due to tidally induced pulsations outside periastron. We fit an analytical model to the light curve to account for the variations caused by tidal distortions and estimated the orbital parameters for this system to be  $\omega = 53.5^\circ$ ,  $i = 45.7^\circ$  and  $e = 0.58$ . These fits also suggest a large systematic error in  $\omega$  when compared to the other parameters ( $i$  and  $e$ ). A more complete model of the system incorporating radial velocity information should improve our constraints of the orbital parameters. The star appears to have tidally induced pulsations of the  $N = 7/8, 10, 17$ , and 25 harmonics.

MACHO 80.7443.1718 is quite unlike any other heartbeat system discovered — it is both massive and extremely variable for its type. The identification of this source in ASAS-SN and its further characterization using data from the TESS satellite highlights the excellent synergy between these two projects. ASAS-SN is a long baseline survey and provides all-sky light curves that are well suited to study long term variability, whereas TESS light curves are more precise and sampled at a more rapid cadence even though they have a shorter baseline than ASAS-SN. The combination of data from these two surveys will advance the study of variability across the whole sky.

For a more complete characterization of this fascinating system a radial-velocity follow-up campaign is necessary. These massive heartbeat stars should advance our understanding of the intricacies of stellar evolution and mergers

**Table 3.** Pulsation frequencies for MACHO 80.7443.1718, phased to periastron. The errors in frequency, amplitude and phase are calculated through a Monte Carlo analysis.

Data	Frequency ( $d^{-1}$ )	Orbital Harmonic	Amplitude (ppt)	Phase	SNR
ASAS-SN					
	$0.244 \pm 0.005^*$	8	$3 \pm 3$	$0.010 \pm 0.130$	4.0
	$0.304 \pm 0.008$	10	$6 \pm 2$	$0.177 \pm 0.215$	2.5
	$0.518 \pm 0.001$	17	$9 \pm 2$	$0.078 \pm 0.047$	2.9
	$0.762 \pm 0.096$	25	$14 \pm 5$	$0.395 \pm 0.230$	4.1
TESS					
	$0.213 \pm 0.001^{**}$	7	$9 \pm 1$	$0.343 \pm 0.009$	2.1
	$0.305 \pm 0.001^{**}$	10	$8 \pm 1$	$0.745 \pm 0.009$	2.0
	$0.762 \pm 0.001^{**}$	25	$15 \pm 1$	$0.323 \pm 0.005$	5.1

\*- Ambiguous detection, see discussion in §5.

\*\* - Analytical estimates were used to derive the errors in frequencies

in binary star systems. Furthermore, the tidally induced pulsations in these massive heartbeat systems also probe stellar structure and test theories of dynamical tides.

## ACKNOWLEDGEMENTS

We thank the Las Cumbres Observatory and its staff for its continuing support of the ASAS-SN project. We thank Jim Fuller for useful comments.

ASAS-SN is supported by the Gordon and Betty Moore Foundation through grant GBMF5490 to the Ohio State University and NSF grant AST-1515927. Development of ASAS-SN has been supported by NSF grant AST-0908816, the Mt. Cuba Astronomical Foundation, the Center for Cosmology and AstroParticle Physics at the Ohio State University, the Chinese Academy of Sciences South America Center for Astronomy (CASSACA), the Villum Foundation, and George Skestos. This work is supported in part by Scialog Scholar grant 24215 from the Research Corporation. TAT acknowledges support from a Simons Foundation Fellowship and from an IBM Einstein Fellowship from the Institute for Advanced Study, Princeton.

This paper includes data collected by the TESS mission, which are publicly available from the Mikulski Archive for Space Telescopes (MAST). Funding for the TESS mission is provided by NASA's Science Mission directorate.

This work has made use of data from the European Space Agency (ESA) mission *Gaia* (<https://www.cosmos.esa.int/gaia>), processed by the *Gaia* Data Processing and Analysis Consortium (DPAC, <https://www.cosmos.esa.int/web/gaia/dpac/consortium>). This paper utilizes public domain data obtained by the MACHO Project, and has also made use of the VizieR catalogue access tool, CDS, Strasbourg, France. This research was made possible through the use of the AAVSO Photometric All-Sky Survey (APASS), funded by the Robert Martin Ayers Sciences Fund.

## REFERENCES

- Adams, S. M., & Kochanek, C. S. 2015, MNRAS, 452, 2195
- Alard, C. 2000, A&AS, 144, 363
- Alard, C., & Lupton, R. H. 1998, ApJ, 503, 325
- Alcock, C., Allsman, R. A., Alves, D., et al. 1997, ApJ, 486, 697
- Astropy Collaboration, Robitaille, T. P., Tollerud, E. J., et al. 2013, A&A, 558, A33
- Burkart, J., Quataert, E., Arras, P., et al. 2012, MNRAS, 421, 983.
- Burkart, J., Quataert, E., & Arras, P. 2014, MNRAS, 443, 2957.
- Cardelli, J. A., Clayton, G. C., & Mathis, J. S. 1989, ApJ, 345, 245
- Castelli, F., & Kurucz, R. L. 2004, arXiv:astro-ph/0405087
- Cioni, M.-R. L., van der Marel, R. P., Loup, C., & Habing, H. J. 2000, A&A, 359, 601
- Cutri, R. M., Skrutskie, M. F., van Dyk, S., et al. 2003, VizieR Online Data Catalog, 2246,
- Elitzur, M., & Ivezić, Ž. 2001, MNRAS, 327, 403
- Fuller, J., & Lai, D. 2012, MNRAS, 420, 3126.
- Fuller, J. 2017, MNRAS, 472, 1538.
- Gaia Collaboration, Brown, A. G. A., Vallenari, A., et al. 2018, arXiv:1804.09365
- Garmany, C. D., Massey, P., & Parker, J. W. 1994, AJ, 108, 1256.
- Haberl, F., & Pietsch, W. 1999, A&AS, 139, 277
- Hambleton, K., Fuller, J., Thompson, S., et al. 2018, MNRAS, 473, 5165.
- Henden, A. A., Levine, S., Terrell, D., & Welch, D. L. 2015, American Astronomical Society Meeting Abstracts #225, 225, 336.16
- Ivezic, Z., & Elitzur, M. 1997, MNRAS, 287, 799
- Jayasinghe, T., Kochanek, C. S., Stanek, K. Z., et al. 2018, MNRAS, 477, 3145
- Jayasinghe, T., Stanek, K. Z., Kochanek, C. S., et al. 2018, arXiv:1809.07329
- Kirk, B., Conroy, K., Prša, A., et al. 2016, AJ, 151, 68
- Kochanek, C. S., Shappee, B. J., Stanek, K. Z., et al. 2017, PASP, 129, 104502
- Kumar, P., Ao, C. O., & Quataert, E. J. 1995, ApJ, 449, 294
- Lebzelter, T., Mowlavi, N., Marigo, P., et al. 2018, arXiv:1808.03659
- Lenz, P., & Breger, M. 2005, Communications in Asteroseismology, 146, 53.
- Lindgren, L., Hernández, J., Bombrun, A., et al. 2018, A&A, 616, A2.
- Massey, P. 2002, The Astrophysical Journal Supplement Series, 141, 81.
- Maceroni, C., Montalbán, J., Michel, E., et al. 2009, A&A, 508, 1375.

- Meixner, M., Gordon, K. D., Indebetouw, R., et al. 2006, *AJ*, 132, 2268.
- Morris, S. L. 1985, *ApJ*, 295, 143
- Murray, C. D., & Correia, A. C. M. 2010, *Exoplanets*, 15.
- Nieva, M.-F., & Przybilla, N. 2014, *A&A*, 566, A7.
- Pablo, H., Richardson, N. D., Fuller, J., et al. 2017, *MNRAS*, 467, 2494.
- Pietrzyński, G., Graczyk, D., Gieren, W., et al. 2013, *Nature*, 495, 76
- Pedregosa, F., Varoquaux, G., Gramfort, A., et al. 2012, arXiv:1201.0490
- Ricker, G. R., Winn, J. N., Vanderspek, R., et al. 2015, *Journal of Astronomical Telescopes, Instruments, and Systems*, 1, 014003
- Schlafly, E. F., & Finkbeiner, D. P. 2011, *ApJ*, 737, 103
- Shappee, B. J., Prieto, J. L., Grupe, D., et al. 2014, *ApJ*, 788, 48
- Shporer, A., Fuller, J., Isaacson, H., et al. 2016, *ApJ*, 829, 34.
- Tang, J., Bressan, A., Rosenfield, P., et al. 2014, *MNRAS*, 445, 4287
- Thompson, S. E., Everett, M., Mullally, F., et al. 2012, *ApJ*, 753, 86.
- Watson, C. L., Henden, A. A., & Price, A. 2006, *Society for Astronomical Sciences Annual Symposium*, 25, 47
- Welsh, W. F., Orosz, J. A., Aerts, C., et al. 2011, *The Astrophysical Journal Supplement Series*, 197, 4.
- Wright, E. L., Eisenhardt, P. R. M., Mainzer, A. K., et al. 2010, *AJ*, 140, 1868
- Woźniak, P. R., Vestrand, W. T., Akerlof, C. W., et al. 2004, *AJ*, 127, 2436
- Zechmeister, M., & Kürster, M. 2009, *A&A*, 496, 577
- Zaritsky, D., Harris, J., Thompson, I. B., & Grebel, E. K. 2004, *AJ*, 128, 1606

This paper has been typeset from a  $\text{\TeX}/\text{\LaTeX}$  file prepared by the author.