

# MULTILEVEL CONVERGENCE ANALYSIS OF MULTIGRID-REDUCTION-IN-TIME\*

ANDREAS HESSENTHALER<sup>†</sup>, BEN S. SOUTHWORTH<sup>‡</sup>, DAVID NORDSLETTEN<sup>§</sup>,  
OLIVER RÖHRLE<sup>†</sup>, ROBERT D. FALGOUT<sup>¶</sup>, AND JACOB B. SCHRODER<sup>||</sup>

**Abstract.** This paper presents a multilevel convergence framework for multigrid-reduction-in-time (MGRIT) as a generalization of previous two-grid estimates. The framework provides *a priori* upper bounds on the convergence of MGRIT V- and F-cycles, with different relaxation schemes, by deriving the respective residual and error propagation operators. The residual and error operators are functions of the time stepping operator, analyzed directly and bounded in norm, both numerically and analytically. We present various upper bounds of different computational cost and varying sharpness. These upper bounds are complemented by proposing analytic formulae for the approximate convergence factor of V-cycle algorithms that take the number of fine grid time points, the temporal coarsening factors, and the eigenvalues of the time stepping operator as parameters.

The paper concludes with supporting numerical investigations of parabolic (anisotropic diffusion) and hyperbolic (wave equation) model problems. We assess the sharpness of the bounds and the quality of the approximate convergence factors. Observations from these numerical investigations demonstrate the value of the proposed multilevel convergence framework for estimating MGRIT convergence *a priori* and for the design of a convergent algorithm. We further highlight that observations in the literature are captured by the theory, including that two-level Parareal and multilevel MGRIT with F-relaxation do not yield scalable algorithms and the benefit of a stronger relaxation scheme. An important observation is that with increasing numbers of levels MGRIT convergence deteriorates for the hyperbolic model problem, while constant convergence factors can be achieved for the diffusion equation. The theory also indicates that L-stable Runge-Kutta schemes are more amenable to multilevel parallel-in-time integration with MGRIT than A-stable Runge-Kutta schemes.

**Key words.** multilevel convergence theory, multigrid-reduction-in-time (MGRIT), parallel-in-time, multigrid, analytic upper bounds, *a priori* estimates

**1. Introduction.** Modern computer architectures enable massively parallel computations for systems under numerical investigation. While clock rates of recent high-performance computing architectures have largely become stagnant, increased concurrency continues to reduce the time-to-solution, allowing for increased complexity of computational models and accuracy of computed quantities.

Spatial domain decomposition (DD) methods are a wide-spread class of parallelization techniques to exploit parallelism in numerical simulations. Many DD methods are straightforward to implement and scalable in parallel up to the point that communication tasks become dominant over computation tasks. Thus, spatial parallelism may saturate without exploiting the full potential of the available hardware.

Parallel-in-time methods [37, 15] increase the amount of parallelism that can be exploited by introducing parallelism in the temporal domain. Many such methods exist, including waveform relaxation [35, 47], space-time multigrid [27], parallel implicit time-integrator [10, 11], revisionist integral deferred correction [2], spectral deferred

\*This work performed under the auspices of the U.S. Department of Energy by Lawrence Livermore National Laboratory under Contract DE-AC52-07NA27344, LLNL-JRNL-763460.

<sup>†</sup>Institute for Modelling and Simulation of Biomechanical Systems, University of Stuttgart, Pfaffenwaldring 5a, 70565 Stuttgart, Germany ([hessenthaler@mechbau.uni-stuttgart.de](mailto:hessenthaler@mechbau.uni-stuttgart.de))

<sup>‡</sup>Department of Applied Mathematics, University of Colorado at Boulder, CO, USA

<sup>§</sup>Division of Imaging Sciences and Biomedical Engineering, King's College London, 4th Floor, Lambeth Wing, St. Thomas Hospital, London, SE1 7EH, UK

<sup>¶</sup>Center for Applied Scientific Computing, Lawrence Livermore National Laboratory, P.O. Box 808, L-561, Livermore, CA 94551, USA

<sup>||</sup>Department of Mathematics and Statistics, University of New Mexico, 310 SMLC, Albuquerque, NM 87131, USA

correction (SDC) [46, 6, 24], Parareal [34] and multigrid-reduction-in-time [12, 7]. These methods have been developed for various application areas and with varying degree of intrusiveness, ease of implementation, level of parallelism, and potential for speedup. For an extensive review, see [15].

In this paper, we focus on multigrid-reduction-in-time (MGRIT), a recently developed iterative, multilevel algorithm, which introduces parallelism in the temporal domain by employing a parallel, iterative coarse-grid correction in time based on multigrid reduction. MGRIT has been explored for various application areas, including the numerical solution of parabolic and hyperbolic partial differential equations (PDEs) [12, 9, 28, 25], investigations of power systems [32, 42], solving adjoint and optimization problems [19, 20], and neural network training [41]. Two-level convergence theory for MGRIT was developed in [4] for time integration on a uniform time grid, under the assumption of linear, simultaneously diagonalizable time-stepping operators (see Section 2.2). The derived *a priori* bounds were shown to be quite accurate when compared with convergence observed in practice. Southworth [43] generalized this framework, deriving necessary and sufficient conditions and tight two-level convergence bounds for general two-level MGRIT for linear PDEs on a uniform time grid. Some extensions to the case of non-uniform time grids are also provided in [43, 49]. In a special two-level case, MGRIT and Parareal are equivalent and within this setting, convergence theory was developed for the linear and nonlinear case [18, 16]. However, no work has been done on convergence theory for the general multilevel setting, which is often far superior in practice. The selection of an appropriate cycling strategy and relaxation scheme is fundamental to achieve scalable multilevel performance and, ultimately, for achieving parallel speedup. A theoretical framework for multilevel convergence of MGRIT can help guide these decisions in a rigorous, *a priori* manner.

This paper introduces a framework for multilevel convergence analysis of MGRIT, laying the groundwork for a better understanding of MGRIT in theory and in practice. While the convergence framework is developed for linear PDEs, we note that MGRIT employs full approximation storage (FAS) multigrid (similar to methods like multilevel SDC, e.g., [6, 24]) and is thus applicable to the general nonlinear case. It was shown in [4], however, that the investigation of linear PDEs can illustrate the strengths and weaknesses of two-level MGRIT. Similarly, the new multilevel convergence framework in this work highlights how the use of a stronger relaxation scheme and carefully selected time integration schemes for the diffusion equation can benefit MGRIT convergence significantly. On the other hand, it highlights problematic areas for MGRIT, for example, if A-stable Runge-Kutta schemes are used for the parallel-in-time integration of the second-order wave equation. Thus, we expect the analysis presented here to help guide the development and improvement of MGRIT through ideas such as coarsening in integration order as opposed to step size (*p*-MGRIT; similar to coarsening in collocation order for multilevel SDC [45]). Furthermore, we provide a parallel C++ implementation of all derived bounds and approximate convergence factors in the Supplementary Materials and as open-source software<sup>1</sup> to guide parameter choices for a particular application in an *a priori* manner.

The paper proceeds as follows. In Section 2, notation for a general linear time-stepping problem is introduced, and in Section 2.1, the MGRIT algorithm and operators are reviewed. The important assumption of simultaneously diagonalizable operators is discussed in Section 2.2 and the connection between two-level and multilevel convergence is discussed in Section 2.3. In Section 3 and 4, we first generalize

---

<sup>1</sup>Github repository: [github.com/XBraid/XBraid-convergence-est](https://github.com/XBraid/XBraid-convergence-est)

previous two-level convergence theory of MGRIT to the case with an arbitrary number of relaxation steps, referred to as  $r$ FCF-relaxation. We then extend the convergence framework to the multilevel setting, presenting analytic formulae to approximate the worst-case convergence factor of MGRIT algorithms, for multiple MGRIT cycling strategies and types of relaxation. The upper bounds on residual and error propagation derived here are able to analyze multilevel performance of MGRIT *a priori*, both numerically and analytically, and with varying degree of sharpness and computational cost. Section 5 demonstrates the sharpness of the derived theoretical bounds for model parabolic (including new analysis of the anisotropic diffusion equation) and hyperbolic PDEs, highlighting the benefits of the theory derived in this work.

**2. Multigrid-reduction-in-time (MGRIT).** For linear problems, sequential time stepping based on a single-step integration operator  $\Phi$  can be written as

$$(2.1) \quad \mathbf{u}_n = \Phi_n \mathbf{u}_{n-1} + \mathbf{g}_n, \quad \text{for } n = 1, \dots, N_t - 1,$$

with state vector  $\mathbf{u}_n \in \mathbb{R}^{N_x}$  at time  $t_n \in (0, T]$ , initial condition  $\mathbf{u}_0$  at time  $t_0 = 0$ , and forcing function  $\mathbf{g}_n$ . Here,  $N_x$  refers to the number of degrees of freedom at one point in time, and  $N_t$  refers to the number of time points.<sup>2</sup> For the theoretical analysis, we consider equidistant time points,  $\delta_{t_n} = t_n - t_{n-1} = \delta_t$ , and a time-independent one-step integrator,  $\Phi_n = \Phi$ , for all  $n$ .<sup>3</sup>

In matrix form, (2.1) can be written as,

$$(2.2) \quad A\mathbf{u} = \begin{bmatrix} I & & & \\ -\Phi & I & & \\ & -\Phi & I & \\ & & \ddots & \ddots \end{bmatrix} \begin{bmatrix} \mathbf{u}_0 \\ \mathbf{u}_1 \\ \mathbf{u}_2 \\ \vdots \end{bmatrix} = \mathbf{g},$$

where sequential time-stepping is identified as a block-forward solve of (2.2).

Multigrid-reduction-in-time (MGRIT) [12, 7] solves (2.2) iteratively and, like sequential time-stepping, is an  $O(N_t)$  method, that is, the total number of (block) operations to solution is linear or near-linear with the number of time steps (assuming MGRIT is applicable/convergent). MGRIT introduces a multilevel hierarchy of  $n_\ell$  time grids of varying step size to achieve parallelism in the temporal domain, employing a coarse-grid correction based on multigrid reduction. The fine grid (referred to as level  $\ell = 0$ ) is composed of all time points  $t_n$  ( $n = 0, \dots, N_t - 1$ ) and the coarser grids (referred to as levels  $\ell = 1, \dots, n_\ell - 1$ ) are derived from a uniform coarsening of the fine grid (see Figure 1). The temporal coarsening factors are denoted as  $m_\ell \in \mathbb{N}$  (for  $\ell = 0, \dots, n_\ell - 2$ ),<sup>4</sup> such that the number of time points on each grid level is given by

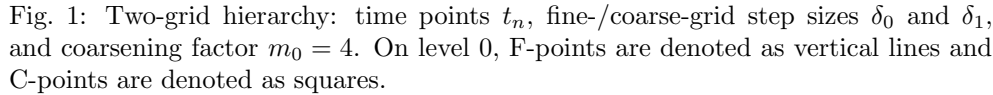
$$(2.3) \quad N_\ell = \frac{N_{\ell-1} - 1}{m_{\ell-1}} + 1, \quad \text{for } \ell = 1, \dots, n_\ell - 1,$$

with corresponding time step size  $\delta_{t,\ell}$ . On each grid level  $\ell$ , time points are partitioned into F-points (black) and C-points (red), and the C-points on level  $\ell$  compose all points on the next coarser grid level,  $\ell + 1$ .

<sup>2</sup>Note that in contrast to [4], we include the initial time point.

<sup>3</sup>Multistep time integration schemes can be addressed in a similar way; see [8].

<sup>4</sup>Note that  $m_\ell = 1$  for some or all  $\ell$  is a valid choice, e.g., for a p-multigrid-like approach.


$$\Phi_\ell \approx \Phi_{\ell-1}^{m_\ell-1}, \quad \text{for } \ell = 1, \dots, n_\ell - 1,$$
$$(2.4) \quad A_\ell = \begin{bmatrix} I & & & \\ -\Phi_\ell & I & & \\ & -\Phi_\ell & I & \\ & & \ddots & \ddots \end{bmatrix} \in \mathbb{R}^{N_x N_\ell \times N_x N_\ell}, \quad \text{for } \ell = 1, \dots, n_\ell - 1.$$
$$(2.5) \quad R_\ell = \begin{bmatrix} I & & & & & \\ & \Phi_\ell^{m_\ell-1} & \Phi_\ell^{m_\ell-2} & \dots & \Phi_\ell & I \\ & & & & & \\ & & & \ddots & & \\ & & & & \Phi_\ell^{m_\ell-1} & \Phi_\ell^{m_\ell-2} & \dots & \Phi_\ell & I \end{bmatrix},$$
$$(2.6) \quad P_\ell = \begin{bmatrix} I & & & & \\ & \Phi_\ell & & & \\ & \vdots & & & \\ & \Phi_\ell^{m_\ell-1} & & & \\ & & I & & \\ & & \Phi_\ell & & \\ & & \vdots & & \\ & & \Phi_\ell^{m_\ell-1} & & \\ & & & \ddots & \\ & & & & I \end{bmatrix}, \quad S_\ell = \begin{bmatrix} 0 & & & & \\ I & & & & \\ & I & & & \\ & & \ddots & & \\ & & & I & \\ & & & 0 & \\ & & & 0 & I \\ & & & & \ddots & \\ & & & & & I \\ & & & & & 0 \end{bmatrix}.$$

4

Note that the interpolation operator is not defined as the transpose of the restriction operator, since in general  $\Phi_\ell \neq \Phi_\ell^T$  (for example, see [25, Equation (28)]), and thus,  $P_\ell \neq R_\ell^T$ . The number of block columns in  $S_\ell$  corresponds to the total number of F-points on level  $\ell$ . If the operator  $S_\ell$  is applied to the right of  $A_\ell$ , the result  $A_\ell S_\ell$  is composed of all block rows in  $A_\ell$ , and all block columns in  $A_\ell$  that correspond to F-points on level  $\ell$  (zeroing out the respective C-point block columns). Thus,  $S_\ell^T A_\ell S_\ell$  is composed of all block rows and block columns in  $A_\ell$  that correspond to F-points.

Using the above definitions, it is straightforward to work out that the multigrid coarse-grid operator,  $R_\ell A_\ell P_\ell$ , is then given by the Schur complement [4] of  $A_\ell$  (2.4),

$$(2.7) \quad R_\ell A_\ell P_\ell = R_{I_\ell} A_\ell P_\ell = \begin{bmatrix} I & & & \\ -\Phi_\ell^{m_\ell} & I & & \\ & -\Phi_\ell^{m_\ell} & I & \\ & & \ddots & \ddots \end{bmatrix},$$

where restriction by injection is given by the operator,

$$(2.8) \quad R_{I_\ell} = \begin{bmatrix} I & & & & \\ & 0 & 0 & \cdots & I \\ & & & \ddots & \\ & & & & 0 & 0 & \cdots & 0 & I \end{bmatrix}, \quad \text{for } \ell = 1, \dots, n_\ell - 2.$$

Here,  $R_{I_\ell} \in \mathbb{R}^{N_x N_{\ell+1} \times N_x N_\ell}$  has a similar block structure as  $R_\ell$ , but with all blocks  $\Phi_\ell^d$  (for  $d = 1, \dots, m_\ell - 1$ ) set to zero. Thus,  $R_{I_\ell}$  restricts the C-points from level  $\ell$  to level  $\ell + 1$ , omitting the respective F-points. The number of block rows corresponds to the total number of C-points on level  $\ell$ , i.e.  $N_{\ell+1}$ . Also note that the inverse of  $A_\ell$  is given analytically by [4]

$$(2.9) \quad A_\ell^{-1} = \begin{bmatrix} I & & & \\ \Phi_\ell & I & & \\ \Phi_\ell^2 & \Phi_\ell & \ddots & \\ \vdots & \vdots & & I \\ \Phi_\ell^{N_\ell-1} & \Phi_\ell^{N_\ell-2} & & \Phi_\ell & I \end{bmatrix} \in \mathbb{R}^{N_x N_\ell \times N_x N_\ell}, \quad \text{for } \ell = 1, \dots, n_\ell - 1.$$

In a typical multigrid fashion, MGRIT uses a complementary relaxation process to reduce error that is not adequately reduced on coarser grids. Because MGRIT is a reduction-based method, coarse-grid correction (should) eliminate error effectively at C-points, so this is coupled with an F-relaxation scheme to eliminate error at F-points. F-relaxation can be seen as a block-Jacobi like method, where in this case each block consists of a set of contiguous F-points in the time domain (that is, F-relaxation updates all F-points based on sequential time integration from the closest (previous) C-point). Algebraically, this is equivalent to an application of the idempotent operator

$$(2.10) \quad F_\ell = P_\ell R_{I_\ell} = I - S_\ell (S_\ell^T A_\ell S_\ell)^{-1} S_\ell^T.$$

When F-relaxation alone is insufficient, a stronger relaxation scheme can be used. Define  $T_\ell = R_{I_\ell}^T$ . Then, C-relaxation updates a C-point based on taking one time step from the previous F-point (equivalent to block Jacobi applied to the C-point block rows of  $A_\ell$ ). Algebraically, this corresponds to an application of

$$(2.11) \quad C_\ell = I - T_\ell (T_\ell^T A_\ell T_\ell)^{-1} T_\ell^T A_\ell,$$

where the zero columns correspond to C-points. Working through the algebra, FCF-relaxation (subsequent F-, C- and F-relaxation steps) can be written as

$$(2.12) \quad F_\ell C_\ell F_\ell = P_\ell (I - R_\ell A_\ell P_\ell) R_{I_\ell}.$$

**2.2. Simultaneous diagonalization of  $\{\Phi_\ell\}$ .** Let  $\Phi_\ell$  denote the time-stepping operator on level  $\ell$ . Primary results in this paper rest on the assumption that  $\{\Phi_\ell\}$  are diagonalizable with the same set of eigenvectors, for all levels  $\ell = 0, \dots, n_\ell - 1$ . This is equivalent to saying that the set  $\{\Phi_\ell\}$  commutes, that is,  $\Phi_i \Phi_j = \Phi_j \Phi_i$  for all  $i, j$ , and that  $\Phi_\ell$  is diagonalizable for all  $\ell$ . The concept of simultaneous diagonalization (albeit, in the Fourier basis) was introduced in [13], and was modified and used as the basis for the improved two-grid convergence bounds developed in [4].

In terms of when such an assumption is valid, let  $\mathcal{L}$  be a time-independent operator (such as a spatial discretization) that is propagated through time by operators  $\{\Phi_\ell\}$ . Note that all rational functions of  $\mathcal{L}$  commute and that if  $\mathcal{L}$  is diagonalizable, so is any rational function of  $\mathcal{L}$ . Indeed, nearly all standard time-integration routines, including all single-step Runge-Kutta-type methods, consist of some rational function of  $\mathcal{L}$ , and all such schemes are simultaneously diagonalizable with the eigenvectors of  $\mathcal{L}$ . To that end, let  $\mathcal{L} = U D U^{-1}$ , where  $D_{kk} = \xi_k$  is a diagonal matrix containing the eigenvalues of  $\mathcal{L}$  and columns of  $U$  are the corresponding eigenvectors. Denote the Butcher tableau of a general  $s$ -stage Runge-Kutta method as

$$\begin{array}{c|c} \mathbf{c} & \mathfrak{A} \\ \hline & \mathbf{b}^T \end{array}.$$

With some algebra, one can show that  $\Phi_\ell$  corresponding to a given Butcher tableau is exactly given by the Runge-Kutta stability function applied to  $\mathcal{L}$  in block form,

$$(2.13) \quad \begin{aligned} \Phi_\ell &= I + \delta_{t,\ell} (\mathbf{b}^T \otimes I) (I - \delta_{t,\ell} \mathfrak{A} \otimes \mathcal{L})^{-1} (\mathbf{1}_s \otimes \mathcal{L}) \\ &= U \left( I + \delta_{t,\ell} (\mathbf{b}^T \otimes I) (I - \delta_{t,\ell} \mathfrak{A} \otimes D)^{-1} (\mathbf{1}_s \otimes D) \right) U^{-1} \\ &= U \Lambda_\ell U^{-1}, \end{aligned}$$

where  $(\Lambda_\ell)_{kk} = \lambda_{\ell,k}$ , for  $k = 1, \dots, N_x$ , are the eigenvalues of  $\Phi_\ell$ , given by

$$(2.14) \quad \lambda_{\ell,k} = 1 + \delta_{t,\ell} \xi_k \mathbf{b}^T (I - \delta_{t,\ell} \xi_k \mathfrak{A})^{-1} \mathbf{1}.$$

Note that Equation (2.14) is exactly the stability function for a Runge-Kutta scheme applied to  $\delta_{t,\ell} \xi_k$ , for time step  $\delta_{t,\ell}$  and spatial eigenvalue  $\{\xi_k\}$  [29, Sec. 2.1, §.4]. This highlights the fact that solving the spatial eigenvalue problem also provides the eigenvalues of all  $\Phi_\ell$  for arbitrary Runge-Kutta schemes and time-step sizes.

Now suppose  $\mathcal{A}$  is some matrix operator, where each entry is a rational function of time-stepping operators in  $\{\Phi_\ell\}$ . In particular, this applies to error and residual propagation operators of MGRIT that are derived in Section 3. Let  $\tilde{U}$  denote a block-diagonal matrix with diagonal blocks given by  $U$ . Then, as in [43],

$$(2.15) \quad \|\mathcal{A}(\Phi_0, \dots, \Phi_{n_\ell-1})\|_{(\tilde{U}\tilde{U}^*)^{-1}} = \sup_k \|\mathcal{A}(\lambda_{0,k}, \dots, \lambda_{n_\ell-1,k})\|_2.$$

Thus, the  $(\tilde{U}\tilde{U}^*)^{-1}$ -norm of  $\mathcal{A}(\Phi_0, \dots, \Phi_{n_\ell-1})$  can be computed by maximizing the  $\ell^2$ -norm of  $\mathcal{A}$  over eigenvalues of  $\{\Phi_\ell\}$ . In the case that  $\{\Phi_\ell\}$  are normal matrices,  $U$  is unitary and the  $(\tilde{U}\tilde{U}^*)^{-1}$ -norm reduces to the standard Euclidean 2-norm. More

generally, we have bounds on the  $\ell^2$ -norm of  $\mathcal{A}(\Phi_0, \dots, \Phi_{n_\ell-1})$ ,

$$(2.16) \quad \begin{aligned} & \frac{1}{\kappa(U)} \left( \sup_k \|\mathcal{A}(\lambda_{0,k}, \dots, \lambda_{n_\ell-1,k})^i\|_2 \right) \\ & \leq \|\mathcal{A}(\Phi_0, \dots, \Phi_{n_\ell-1})^i\|_2 \leq \kappa(U) \left( \sup_k \|\mathcal{A}(\lambda_{0,k}, \dots, \lambda_{n_\ell-1,k})^i\|_2 \right), \end{aligned}$$

for  $i = 1, 2, \dots$  applications of  $\mathcal{A}$ , where  $\kappa(U)$  denotes the matrix condition number of  $U$ .<sup>6</sup>

Here, we are interested in  $\mathcal{A}$  corresponding to the error- and residual-propagation operators of  $n_\ell$ -level MGRIT, denoted as  $\mathcal{E}^{n_\ell}$  and  $\mathcal{R}^{n_\ell}$ , respectively. Convergence of MGRIT requires

$$(2.17) \quad \|\mathcal{E}^{n_\ell}\|^i, \|\mathcal{R}^{n_\ell}\|^i \rightarrow 0,$$

as iteration  $i$  increases. To that end, bounding  $\sup_k \|\mathcal{E}^{n_\ell}(\lambda_{0,k}, \dots, \lambda_{n_\ell-1,k})^i\| < 1$  for all  $k$  provides necessary and sufficient conditions for  $\|\mathcal{E}^{n_\ell}(\Phi_0, \dots, \Phi_{n_\ell-1})^i\| \rightarrow 0$  with  $i$  (eventually), and similarly for  $\mathcal{R}^{n_\ell}(\Phi_0, \dots, \Phi_{n_\ell-1})$ . Here, we have focused on the  $\ell^2$ -norm. It is worth pointing out that, in some cases, people are interested in an  $\ell^\infty$ -norm. However, because  $\|\cdot\|_\infty \leq \|\cdot\|_2$ , conditions developed here apply to the  $\ell^\infty$ -norm as well.

**2.3. Two-level results, and why multilevel is harder.** For multigrid-type algorithms, it is generally the case that two-level convergence rates provide a lower bound on attainable multilevel convergence rates; that is, a multilevel algorithm will typically observe worse convergence than its two-level counterpart. Indeed, more expensive multilevel cycling strategies such as W-cycles or F-cycles are used specifically to solve the coarse-grid operator more accurately, thus better approximating a two-grid method. The non-Galerkin coarse grid used in MGRIT makes this relationship more complicated, and it is not definitive that two-grid convergence provides a lower bound on multilevel in *all* cases. However, in practice, it is consistently the case that two-level convergence is better than multilevel. To that end, a two-level method which converges every iteration is a heuristic necessary condition for multilevel convergence.

Bounds on two-grid convergence obtained in [4, 43] are tight to  $\mathcal{O}(1/N_1)$ . However, these bounds only apply to either (i) error/residual on all points and all iterations *except* the first, or (ii) error/residual for all iterations, but *only on C-points*. In the multilevel setting, it is necessary to consider convergence over *all* points for *one* iteration. To understand why this is, consider a three-level MGRIT V-cycle, with levels 0, 1 and 2. On level 1, a single iteration of two-level MGRIT is applied as an approximate residual correction for level 0. Suppose conditions in [4, 43] are satisfied, ensuring a decrease in C-point error, but a possible increase in F-point error on level 1. If the total error on level 1 has increased, then a correction is interpolated to level 0 that is a *worse approximation* to the desired exact residual correction than no correction at all (corresponding to the zero initial guess used for coarse-grid correction in multigrid). In general, if divergent behavior is observed for iterations in the middle of the hierarchy, it is likely the case that the whole multilevel scheme will diverge.

Extensions to the theory developed in [43] can be derived to place tight bounds on error/residual propagation for all points and one iteration [44]. It turns out that indeed convergence factors can be larger and the region of convergence with respect

---

<sup>6</sup> A similar modified norm also occurs in the case of integrating in time with a mass matrix [4].

to  $\delta_{t,\ell}\xi_k$  smaller compared with bounds on C-point error or later iterations [44]. Here, we do not analyze the two-level setting further and, rather, use this as motivation to consider the multilevel setting in detail. The remainder of this paper derives analytical multilevel error and residual propagation operators and proceeds to develop upper bounds on convergence in the  $\ell^2$ -norm.

**3. Multilevel residual and error propagation.** As noted in [43], residual and error propagation are formally similar, that is,

$$(3.1) \quad \mathcal{R}^{n_\ell} = A_0 \mathcal{E}^{n_\ell} A_0^{-1} = A_0 (I - M^{-1} A_0) A_0^{-1} = I - A_0 M^{-1},$$

where  $M^{-1}$  denotes the MGRIT preconditioner for  $A_0^{-1}$ . Noting that there is a closed form for  $A^{-1}$  (see Equation (2.9)), it follows that if the error propagation operator of a particular MGRIT algorithm is known, the residual propagation operator can be easily found by the relation in (3.1), and vice-versa. In this section, we derive the error propagation operator for generalized two-level MGRIT and multilevel (V-cycle) MGRIT with F- and FCF-relaxation, which are then used to develop analytic *a priori* bounds on MGRIT convergence in Section 4, as well as to construct the error propagation operator and compute its norm directly in numerical tests in Section 5.

In the remainder of this work, we use the following convention for sums and products: for  $b < a$ ,  $\sum_{i=a}^b f_i = 0$  and  $\prod_{i=a}^b f_i = 1$ . We further write  $\mathcal{E}^{n_\ell=2}$  to refer to the two-grid error propagation operator and similarly for other numbers of levels  $n_\ell$ .

**3.1. Two-level MGRIT with  $r$ FCF-relaxation.** Here, we generalize the two-level error propagator, as given in [4], to two-level MGRIT with  $r$ FCF-relaxation.  $r$ FCF-relaxation refers to F-relaxation followed by  $r$  CF-relaxation steps. A similar result can be found in [17], where MGRIT was interpreted as Parareal with overlap in time.

The error propagator for an exact iterative two-grid method with  $r$ FCF-relaxation and  $r \geq 0$  is given as,

$$(3.2) \quad \begin{aligned} 0 &= I - A_0^{-1} A_0 = (I - P_0 (R_0 A_0 P_0)^{-1} R_0 A_0) (F_0 C_0)^r F_0 \\ &= (I - P_0 (R_0 A_0 P_0)^{-1} R_0 A_0) P_0 (I - R_0 A_0 P_0)^r R_{I_0}, \end{aligned}$$

and MGRIT approximates the coarse-grid operator as  $A_1 \approx R_0 A_0 P_0$ .

**LEMMA 3.1.** *The error propagator of two-level MGRIT with  $r$ FCF-relaxation and  $r \geq 0$  is given as,*

$$(3.3) \quad \mathcal{E}_{rFCF}^{n_\ell=2} = (I - P_0 A_1^{-1} R_0 A_0) P_0 (I - R_0 A_0 P_0)^r R_{I_0}.$$

*Proof.* This follows by substituting the coarse-grid operator  $A_1 \approx R_0 A_0 P_0$  in to Equation (3.2).  $\square$

**3.2. Multilevel V-cycles with F-relaxation.** The error propagator of a multilevel V-cycle method with F-relaxation can be derived from the error propagator of the exact two-level method on level  $\ell$ ,

$$(3.4) \quad \begin{aligned} 0 &= I - A_\ell^{-1} A_\ell = (I - P_\ell (R_\ell A_\ell P_\ell)^{-1} R_\ell A_\ell) (I - S_\ell (S_\ell^T A_\ell S_\ell)^{-1} S_\ell^T A_\ell) \\ &= I - (P_\ell (R_\ell A_\ell P_\ell)^{-1} R_\ell + S_\ell (S_\ell^T A_\ell S_\ell)^{-1} S_\ell^T) A_\ell \end{aligned}$$

and the additional relation

$$(3.5) \quad A_\ell^{-1} = P_\ell (R_\ell A_\ell P_\ell)^{-1} R_\ell + S_\ell (S_\ell^T A_\ell S_\ell)^{-1} S_\ell^T.$$



LEMMA 3.2. *The error propagator of a multilevel V-cycle method with F-relaxation is given as,*

$$(3.6) \quad \begin{aligned} \mathcal{E}_F^{n_\ell} = & P_0 R_{I_0} - \left( \prod_{k=0}^{n_\ell-2} P_k \right) A_{n_\ell-1}^{-1} \left( \prod_{k=n_\ell-2}^0 R_k \right) A_0 P_0 R_{I_0} \\ & - \sum_{i=0}^{n_\ell-3} \left( \prod_{k=0}^i P_k \right) S_{i+1} (S_{i+1}^T A_{i+1} S_{i+1})^{-1} S_{i+1}^T \left( \prod_{k=i}^0 R_k \right) A_0 P_0 R_{I_0}, \end{aligned}$$

for  $n_\ell \geq 2$  levels.

*Proof.* For  $n_\ell = 2$ , we have,

$$\mathcal{E}_F^{n_\ell=2} = P_0 R_{I_0} - P_0 A_1^{-1} R_0 A_0 P_0 R_{I_0} = (I - P_0 A_1^{-1} R_0 A_0) P_0 R_{I_0},$$

which is equivalent to (3.3) for  $r = 0$ . Now, assume it is true for  $n_\ell = n$  levels. Substituting an exact two-level method on the coarse grid, that is (3.5), yields,

$$\begin{aligned} \mathcal{E}_F^{n_\ell=n} = & P_0 R_{I_0} - \left( \prod_{k=0}^{n-2} P_k \right) \left[ P_{n-1} (R_{n-1} A_{n-1} P_{n-1})^{-1} R_{n-1} \right. \\ & \left. + S_{n-1} (S_{n-1}^T A_{n-1} S_{n-1})^{-1} S_{n-1}^T \right] \left( \prod_{k=n-2}^0 R_k \right) A_0 P_0 R_{I_0} \\ & - \sum_{i=0}^{n-3} \left( \prod_{k=0}^i P_k \right) S_{i+1} (S_{i+1}^T A_{i+1} S_{i+1})^{-1} S_{i+1}^T \left( \prod_{k=i}^0 R_k \right) A_0 P_0 R_{I_0} \\ = & P_0 R_{I_0} - \left( \prod_{k=0}^{n-1} P_k \right) (R_{n-1} A_{n-1} P_{n-1})^{-1} \left( \prod_{k=n-1}^0 R_k \right) A_0 P_0 R_{I_0} \\ & - \sum_{i=0}^{n-2} \left( \prod_{k=0}^i P_k \right) S_{i+1} (S_{i+1}^T A_{i+1} S_{i+1})^{-1} S_{i+1}^T \left( \prod_{k=i}^0 R_k \right) A_0 P_0 R_{I_0}. \end{aligned}$$

Approximating the exact coarse grid operator on level  $n+1$  by  $A_n \approx R_{n-1} A_{n-1} P_{n-1}$  completes the proof.  $\square$

**3.3. Multilevel V-cycles with FCF-relaxation.** The error propagator of a multilevel V-cycle method with FCF-relaxation can be derived from the error propagator of the exact two-level method on level  $\ell$ ,

$$(3.7) \quad \begin{aligned} 0 = & I - A_\ell^{-1} A_\ell = (I - P_\ell (R_\ell A_\ell P_\ell)^{-1} R_\ell A_\ell) F_\ell C_\ell F_\ell \\ = & I - P_\ell (R_\ell A_\ell P_\ell)^{-1} R_\ell A_\ell - S_\ell (S_\ell^T A_\ell S_\ell)^{-1} S_\ell^T A_\ell - T_\ell (T_\ell^T A_\ell T_\ell)^{-1} T_\ell^T A_\ell \\ & + S_\ell (S_\ell^T A_\ell S_\ell)^{-1} S_\ell^T A_\ell T_\ell (T_\ell^T A_\ell T_\ell)^{-1} T_\ell^T A_\ell \\ & + P_\ell (R_\ell A_\ell P_\ell)^{-1} R_\ell A_\ell T_\ell (T_\ell^T A_\ell T_\ell)^{-1} T_\ell^T A_\ell, \end{aligned}$$

and the additional relation

$$(3.8) \quad \begin{aligned} A_\ell^{-1} = & T_\ell (T_\ell^T A_\ell T_\ell)^{-1} T_\ell^T \\ & + [S_\ell (S_\ell^T A_\ell S_\ell)^{-1} S_\ell^T + P_\ell (R_\ell A_\ell P_\ell)^{-1} R_\ell] [I - A_\ell T_\ell (T_\ell^T A_\ell T_\ell)^{-1} T_\ell^T]. \end{aligned}$$

LEMMA 3.3. *The error propagator of a multilevel V-cycle method with FCF-relaxation is given as,*

$$(3.9) \quad \mathcal{E}_{FCF}^{n_\ell} = P_0(I - (T_0^T A_0 T_0)^{-1} R_{I_0} A_0 P_0) R_{I_0} \\ - \left( \prod_{k=0}^{n_\ell-2} P_k \right) A_{n_\ell-1}^{-1} \left( \prod_{k=n_\ell-2}^0 R_k [I - A_k T_k (T_k^T A_k T_k)^{-1} T_k^T] \right) A_0 P_0 R_{I_0} \\ - \sum_{i=1}^{n_\ell-2} \left( \prod_{k=0}^{i-1} P_k \right) \left[ S_i (S_i^T A_i S_i)^{-1} S_i^T [I - A_i T_i (T_i^T A_i T_i)^{-1} T_i^T] \right. \\ \left. + T_i (T_i^T A_i T_i)^{-1} T_i^T \right] \left( \prod_{k=i-1}^0 R_k [I - A_k T_k (T_k^T A_k T_k)^{-1} T_k^T] \right) A_0 P_0 R_{I_0},$$

with  $n_\ell \geq 2$  levels.

*Proof.* The proof is analogous to the proof of Lemma 3.2.  $\square$

**3.4. Multilevel F-cycles with  $r$ FCF-relaxation.** Similar to the notation used for V-cycle error propagation, let  $\mathcal{F}^{n_\ell}$  denote error propagation of MGRIT F-cycles with  $n_\ell$  levels, with a subscript denoting relaxation scheme. Following [21, pg. 53], error propagation of MGRIT for a multilevel F-cycle with  $r$ FCF-relaxation can be defined recursively,

$$(3.10) \quad \mathcal{F}_{rFCF}^{n_\ell} = M_{rFCF,0}^F, \quad \text{for } n_\ell \geq 2,$$

with

$$M_{rFCF,\ell-1}^F = P_{\ell-1} (I - (I - M_\ell^V M_\ell^F) A_\ell^{-1} R_{\ell-1} A_{\ell-1} P_{\ell-1}) (I - R_{\ell-1} A_{\ell-1} P_{\ell-1})^r R_{I_{\ell-1}}, \\ M_{rFCF,\ell-1}^V = P_{\ell-1} (I - (I - M_\ell^V) A_\ell^{-1} R_{\ell-1} A_{\ell-1} P_{\ell-1}) (I - R_{\ell-1} A_{\ell-1} P_{\ell-1})^r R_{I_{\ell-1}},$$

for  $l = 1, \dots, n_\ell - 2$ , and,

$$M_{rFCF,n_\ell-2}^F = M_{rFCF,n_\ell-2}^V \\ = P_{n_\ell-2} (I - A_{n_\ell-1}^{-1} R_{n_\ell-2} A_{n_\ell-2} P_{n_\ell-2}) (I - R_{n_\ell-2} A_{n_\ell-2} P_{n_\ell-2})^r R_{I_{n_\ell-2}}.$$

It is easy to verify, that for  $n_\ell = 2$ , the recursive formulae result in  $\mathcal{F}_{rFCF}^{n_\ell=2} = \mathcal{E}_{rFCF}^{n_\ell=2}$ . For  $n_\ell = 3$  and  $r = 0$ , we can write,

$$(3.11) \quad \mathcal{F}_F^{n_\ell=3} = \mathcal{E}_F^{n_\ell=2} + P_0 P_1 (I - A_2^{-1} R_1 A_1 P_1)^2 R_{I_1} A_1^{-1} R_0 A_0 P_0 R_{I_0}.$$

However, it is not straightforward to convert the recursive definition in (3.10) into a summation similar to (3.6) or (3.3), for arbitrary  $n_\ell$ . Nevertheless, this formula is still useful for numerically computing bounds of  $\mathcal{F}_{rFCF}^{n_\ell}$  and is, thus, included for completeness.

**4. Bounds for MGRIT residual and error propagation.** Following the work in [4], we assume that operators  $\Phi_\ell$ ,  $\ell = 0, \dots, n_\ell - 1$ , can be diagonalized by the same set of eigenvectors (see Equation (2.13)), with eigenvalues denoted  $\{\lambda_{\ell,k}\}$ , for  $1 \leq k \leq N_x$ . We also assume that  $\Phi_\ell$  are strongly stable time stepping operators, that is,  $\|\Phi_\ell\| < 1$ , which implies  $|\lambda_{\ell,k}| < 1$  for all  $\ell = 0, \dots, n_\ell - 1$  and  $k = 1, \dots, N_x$ .<sup>7</sup> To

<sup>7</sup>Note, it is possible to have a stable time integration scheme with  $\|\Phi_\ell\| > 1$  if  $\|\Phi_\ell^i\| < 1$  for some  $i$  [33, 31, Section 9.5, Equation (9.22)], but we do not consider such schemes.

simplify notation in the following derivations, we use  $\Phi_\ell$  to denote the diagonalized time stepping operator moving forward. Results then follow in a  $(\tilde{U}\tilde{U}^*)^{-1}$ -norm, which (as discussed in Section 2.2) is equivalent to the  $\ell^2$ -norm if  $\Phi_\ell$  is normal (and, thus,  $U$  is unitary).

For ease of presentation and because many of the derivations are fairly involved, but repetitive, a number of steps are moved to the *Supplementary Materials*. We refer the interested reader to SM2.

**4.1. Residual and error on level 0 and level 1.** It is typically difficult or impossible in practical applications to precisely measure the error propagation of an iterative method or the error itself. It is, however, possible to measure the residual, and stopping criteria for iterative methods are often based on a residual tolerance. In the case of MGRIT, there is a nice relation between error and residual propagation. The norm of residual and error propagation operators are equal in the  $(\tilde{U}\tilde{U}^*)^{-1}$ -norm (recall,  $\tilde{U}$  is a block diagonal matrix of eigenvectors,  $U$ ).<sup>8</sup> If  $\{\Phi_\ell\}$  are normal operators, they are diagonalizable by unitary transformation, in which case  $\tilde{U}\tilde{U}^* = I$ , and error and residual propagation are equal in the  $\ell^2$ -norm.

Similar to Section 3, let  $\mathcal{E}_{rFCF}^{n_\ell}$  be the  $n_\ell$ -level error propagator, acting on all points on level 0. We further refer to  $\mathcal{E}_{rFCF}^{n_\ell, \Delta}$  as the error propagator that acts on all points on level 1, i.e. on the error at the C-points on level 0. In the two-grid setting, we also refer to  $\mathcal{E}_{rFCF}^{n_\ell, \Delta}$  as the coarse-grid error propagator.

To quantify how *fast* MGRIT converges in the *worst case*, we can bound the convergence factor of the fine grid residual [4]  $\mathbf{r}_{i+1}$  at iteration  $i+1$ ,  $i \in \mathbb{N}_0$ , by the norm of the error propagator on level 1 (in the unitary case),

$$(4.1) \quad \|\mathbf{r}_{i+1}\|_2 / \|\mathbf{r}_i\|_2 = \|A_1 \mathbf{e}_{i+1}^\Delta\|_2 / \|A_1 \mathbf{e}_i^\Delta\|_2 \leq \|A_1 \mathcal{E}_{rFCF}^{n_\ell, \Delta} A_1^{-1}\|_2 = \|\mathcal{E}_{rFCF}^{n_\ell, \Delta}\|_2,$$

where  $\mathbf{e}_{i+1}^\Delta$  is the error on level 1 or equivalently, error at C-points on level 0. With,

$$(4.2) \quad \begin{aligned} \mathbf{e}_{i+1}^\Delta &= \mathcal{E}_{rFCF}^{n_\ell, \Delta} \mathbf{e}_i^\Delta = \mathcal{E}_{rFCF}^{n_\ell, \Delta} R_{I_0} \mathbf{e}_i, \\ &\Leftrightarrow P_0 \mathbf{e}_{i+1}^\Delta = P_0 \mathcal{E}_{rFCF}^{n_\ell, \Delta} \mathbf{e}_i^\Delta = P_0 \mathcal{E}_{rFCF}^{n_\ell, \Delta} R_{I_0} \mathbf{e}_i, \end{aligned}$$

we can identify,  $\mathcal{E}_{rFCF}^{n_\ell, \Delta} = R_{I_0} \mathcal{E}_{rFCF}^{n_\ell} P_0$ , which is a generalization of the approach in [4], where the operators  $P_0$  and  $R_{I_0}$  are pulled out to the left and right of the error propagator. Thus, in general we analyze the error propagator on level 1 to bound residual propagation on level 0, as given in (4.1).

This raises the question of how the error develops at the F-points on the fine grid. Considering error propagation on level 0 over  $i$  iterations,

$$(4.3) \quad \begin{aligned} \mathbf{e}_{i+1} &= \mathcal{E}_{rFCF}^{n_\ell} \mathbf{e}_i = \dots = (\mathcal{E}_{rFCF}^{n_\ell})^{i+1} \mathbf{e}_0 \\ &= \left( P_0 \mathcal{E}_{rFCF}^{n_\ell, \Delta} R_{I_0} \right)^{i+1} \mathbf{e}_0 = P_0 \left( \mathcal{E}_{rFCF}^{n_\ell, \Delta} \right)^{i+1} R_{I_0} \mathbf{e}_0, \end{aligned}$$

we find that error propagation at the F-points of the fine grid can be bounded by error propagation at the respective C-points times a constant.

**LEMMA 4.1.** *Error propagation on level 0 for an MGRIT V-cycle method can be bounded by error propagation on level 1,*

$$(4.4) \quad \|\mathcal{E}_{rFCF}^{n_\ell}\|_2 \leq \sqrt{m_0} \|\mathcal{E}_{rFCF}^{n_\ell, \Delta}\|_2,$$

<sup>8</sup>Although [43] specifically addresses two-grid bounds, equality of error and residual propagation in the  $(\tilde{U}\tilde{U}^*)^{-1}$ -norm follows if  $\Phi_\ell$  is simultaneously diagonalizable for all levels  $\ell$ .

with temporal coarsening factor  $m_0$  on level 0.

*Proof.* This follows from,

$$\begin{aligned}\|\mathcal{E}_{rFCF}^{n_\ell}\|_2 &= \|P_0 \mathcal{E}_{rFCF}^{n_\ell, \Delta} R_{I_0}\|_2 \leq \|P_0\|_2 \|\mathcal{E}_{rFCF}^{n_\ell, \Delta}\|_2 \|R_{I_0}\|_2 \\ &\leq \sqrt{\|P_0\|_1 \|P_0\|_\infty} \|\mathcal{E}_{rFCF}^{n_\ell, \Delta}\|_2 \sqrt{\|R_{I_0}\|_1 \|R_{I_0}\|_\infty} \leq \sqrt{m_0} \|\mathcal{E}_{rFCF}^{n_\ell, \Delta}\|_2,\end{aligned}$$

with submultiplicativity and the inequality  $\|D\|_2 \leq \sqrt{\|D\|_1 \|D\|_\infty}$  (see [26]).  $\square$

*Remark 4.2.* It is clear from Lemma 4.1, that if the error at C-points on level 0 converges, then the error at F-points on level 0 converges as well. This is the basis for the theory developed in the rest of this work, where convergence is attained by bounding  $\mathcal{E}_{rFCF}^{n_\ell, \Delta}$  in norm.

Lemma 4.1 is intuitive in the sense that the fine grid error propagation is a direct result of the level 1 error propagation; it is simply ideal interpolation applied to the level 1 error; that is, the operator  $P_0$  propagates the error at the C-points on level 0 to the subsequent F-points. A similar result was presented in [43] for two-level convergence of Parareal and MGRIT.

Based on the formulae derived in Section 3, we can construct residual and error propagators numerically and bound the *worst case* convergence factor of MGRIT (*a priori*) from above via

$$(4.5) \quad c_f = \max_i \|\mathbf{r}_{i+1}\|_2 / \|\mathbf{r}_i\|_2 \leq \|\mathcal{E}_{rFCF}^{n_\ell, \Delta}\|_2,$$

which corresponds to the maximum singular value of  $\mathcal{E}_{rFCF}^{n_\ell, \Delta}$ . In practice, the dimension of  $\mathcal{E}_{rFCF}^{n_\ell}$  grows with the problem size in space and time,  $N_x$  and  $N_0$ . Similarly,  $\mathcal{E}_{rFCF}^{n_\ell, \Delta}$  grows with  $N_x$  and  $N_1$ . Depending on the available resources, numerical construction and investigation of these operators may be limited by memory consumption and/or compute time. To that end, it is desirable to derive further *cheaper* upper bounds that enable fast assessment of MGRIT convergence for larger space-time problem sizes. In the following, we present several *a priori* bounds and approximate convergence factors for fine-grid residual propagation and error propagation on level 1.

**4.2. Upper bound using inequality.** One straightforward way to reduce computational cost by roughly one order of magnitude is bounding the  $\ell^2$ -norm of the error propagator on level 1 using the well-known inequality [26],

$$(4.6) \quad \|\mathcal{E}_{rFCF}^{n_\ell, \Delta}\|_2^2 \leq \|\mathcal{E}_{rFCF}^{n_\ell, \Delta}\|_1 \|\mathcal{E}_{rFCF}^{n_\ell, \Delta}\|_\infty.$$

In [4], this was used to develop an upper-bound on two-grid convergence, which was proven to be sharp in [43]. This section extends this approach to three and four grid levels based on analytic formulae. Although the sharpness of (4.6) suffers as the number of levels increases (see Section 5), we show that it is still reasonably sharp and provides a useful tool to analyze MGRIT convergence *a priori*.

**4.2.1. Two-level MGRIT with  $r$ FCF-relaxation.** The coarse-grid error propagator follows from Equation (3.3) with  $n_\ell = 2$  (see SM2.1),

$$(4.7) \quad \mathcal{E}_{rFCF}^{n_\ell=2, \Delta} = \begin{bmatrix} 0 & & & & & & & \\ & \ddots & & & & & & \\ & & 0 & & & & & \\ & & (\Phi_0^{m_0} - \Phi_1) \Phi_0^{rm_0} & & & & & \\ & & \Phi_1 (\Phi_0^{m_0} - \Phi_1) \Phi_0^{rm_0} & & (\Phi_0^{m_0} - \Phi_1) \Phi_0^{rm_0} & & & \\ & & & \ddots & & & & \\ \Phi_1^{N_1-r-2} (\Phi_0^{m_0} - \Phi_1) \Phi_0^{rm_0} & & \Phi_1^{N_1-r-3} (\Phi_0^{m_0} - \Phi_1) \Phi_0^{rm_0} & \dots & (\Phi_0^{m_0} - \Phi_1) \Phi_0^{rm_0} & 0 & \dots & 0 \end{bmatrix},$$

where the first  $r + 1$  rows and last  $r + 1$  columns are zero.

**THEOREM 4.3.** *Let  $\{\lambda_{\ell,k}\}$  be the eigenvalues of  $\{\Phi_\ell\}$ . Then, the worst case convergence factor of the fine-grid residual of two-level MGRIT with  $r$ FCF-relaxation is bounded by*

$$(4.8) \quad c_f \leq \max_{1 \leq k \leq N_x} |\lambda_{0,k}^{m_0} - \lambda_{1,k}| |\lambda_{0,k}|^{rm_0} \frac{1 - |\lambda_{1,k}|^{N_1-1-r}}{1 - |\lambda_{1,k}|}.$$

*Proof.* This follows from Equation (4.7) and inequality (4.6),

$$\begin{aligned} \|\mathcal{E}_{rFCF}^{n_\ell=2,\Delta}\|_2 &\leq \sqrt{\|\mathcal{E}_{rFCF}^{n_\ell=2,\Delta}\|_1 \|\mathcal{E}_{rFCF}^{n_\ell=2,\Delta}\|_\infty} = \|\mathcal{E}_{rFCF}^{n_\ell=2}\|_1 \\ &= \max_{1 \leq k \leq N_x} |\lambda_{0,k}^{m_0} - \lambda_{1,k}| |\lambda_{0,k}|^{rm_0} \frac{1 - |\lambda_{1,k}|^{N_1-1-r}}{1 - |\lambda_{1,k}|}, \end{aligned}$$

where the relationship  $\sum_{i=0}^{N-1} a^i = (1 - a^N)/(1 - a)$  was used.  $\square$

**Remark 4.4.** The cases of F- and FCF-relaxation (i.e.  $r = 0$  and  $r = 1$ ), yield the result in [4],

$$\begin{aligned} \|\mathcal{E}_F^{n_\ell=2,\Delta}\|_2 &\leq \max_{1 \leq k \leq N_x} |\lambda_{0,k}^{m_0} - \lambda_{1,k}| \frac{1 - |\lambda_{1,k}|^{N_1-1}}{1 - |\lambda_{1,k}|}, \\ \|\mathcal{E}_{FCF}^{n_\ell=2,\Delta}\|_2 &\leq \max_{1 \leq k \leq N_x} |\lambda_{0,k}^{m_0} - \lambda_{1,k}| |\lambda_{0,k}|^{m_0} \frac{1 - |\lambda_{1,k}|^{N_1-2}}{1 - |\lambda_{1,k}|}. \end{aligned}$$

In [43], it was shown that the bound in Theorem 4.3 is exact to  $O(1/N_1)$  for F- and FCF-relaxation.

An interesting observation of (4.7) is the fact that the coarse-grid error propagator is nilpotent and that each block can be diagonalized by the same unitary transformation. This implies that we can re-order the rows and columns of the coarse-grid error propagator, yielding a block diagonal form with lower triangular nilpotent blocks.

**LEMMA 4.5.** *Let  $\{\Phi_\ell\}$  be simultaneously diagonalizable by the same unitary transformation, with eigenvalues  $\{\lambda_{\ell,k}\}$ , such that  $|\lambda_{\ell,k}| < 1$ . Then, the  $\ell^2$ -norm of the coarse-grid error propagator of two-level MGRIT with  $r$ FCF-relaxation can be computed as,*

$$(4.9) \quad \|\mathcal{E}_{rFCF}^{n_\ell=2,\Delta}\|_2 = \sup_{1 \leq k \leq N_x} \|\tilde{\mathcal{E}}_{rFCF}^{n_\ell=2,\Delta}(k)\|_2,$$

with the coarse-grid error propagator  $\tilde{\mathcal{E}}_{rFCF}^{n_\ell=2,\Delta}(k)$  for a single spatial mode  $k$  with  $1 \leq k \leq N_x$ .

*Proof.* This follows from the discussion above and the fact that the spectral norm of a block diagonal operator with lower triangular blocks can be computed as the supremum of the spectral norm of all lower triangular blocks. See also [4], Remark 3.1.  $\square$

**Remark 4.6.** Lemma 4.5 implies that computing a bound of the form of (4.5) can be parallelized over the number of spatial modes. Thus, the time complexity of evaluating (4.5) is  $O(N_x N_1^3/p)$  with  $1 \leq p \leq N_x$  parallel processors.

**Remark 4.7.** Lemma 4.5 formalizes and generalizes the discussion for two-level MGRIT with F- and FCF-relaxation in [13, Section 4.2].

*Remark 4.8.* The result in Lemma 4.5 is not limited to  $n_\ell = 2$  and can be applied to all subsequent convergence results.

**4.2.2. Three-level V-cycles with F-relaxation.** Evaluating the error propagator in Equation (3.6) for a three-level V-cycle with F-relaxation on level 1 (see Equation (SM5)) and comparison with the two-level error propagator for F-relaxation in [4] highlights a slight complication: In general, the maximum absolute column sum (and similarly, for the maximum absolute row sum) is no longer given by the first column.<sup>9</sup> Instead, the maximum absolute column sum is given by the maximum of the first  $m_1$  absolute column sums, corresponding to the first CF-interval (first C-point and first  $m_1 - 1$  F-points) on level 1. This structure arises because of the recursive partitioning of time points into F- and C-points on each level.

**THEOREM 4.9.** *Let  $\{\lambda_{\ell,k}\}$  be the eigenvalues of  $\{\Phi_\ell\}$ . Then, the worst case convergence factor of three-level MGRIT with F-relaxation is bounded by*

$$(4.10) \quad c_f \leq \sqrt{\|\mathcal{E}_F^{n_\ell=3,\Delta}\|_1 \|\mathcal{E}_F^{n_\ell=3,\Delta}\|_\infty}.$$

and  $\|\mathcal{E}_F^{n_\ell=3,\Delta}\|_1$  and  $\|\mathcal{E}_F^{n_\ell=3,\Delta}\|_\infty$  are given analytically as,

$$(4.11) \quad \|\mathcal{E}_F^{n_\ell=3,\Delta}\|_1 = \max_{1 \leq k \leq N_x} \begin{cases} |\lambda_{2,k} - \lambda_{0,k}^{m_0} \lambda_{1,k}^{m_1-1}| \left( |\lambda_{2,k}|^{N_2-2} + \frac{1-|\lambda_{2,k}|^{N_2-2}}{1-|\lambda_{2,k}|} \frac{1-|\lambda_{1,k}|^{m_1}}{1-|\lambda_{1,k}|} \right) \\ + |\lambda_{1,k} - \lambda_{0,k}^{m_0}| \frac{1-|\lambda_{1,k}|^{m_1-1}}{1-|\lambda_{1,k}|} \\ \dots \\ |\lambda_{1,k}|^{j-1} |\lambda_{1,k} - \lambda_{0,k}^{m_0}| \left[ |\lambda_{2,k}|^{N_2-2} + \frac{1-|\lambda_{2,k}|^{N_2-2}}{1-|\lambda_{2,k}|} \frac{1-|\lambda_{1,k}|^{m_1}}{1-|\lambda_{1,k}|} \right] \\ + |\lambda_{1,k} - \lambda_{0,k}^{m_0}| \frac{1-|\lambda_{1,k}|^{m_1-2}}{1-|\lambda_{1,k}|} \quad \text{for } j = 1, \dots, m_1 - 1, \end{cases}$$

and

$$(4.12) \quad \|\mathcal{E}_F^{n_\ell=3,\Delta}\|_\infty = \max_{1 \leq k \leq N_x} \begin{cases} |\lambda_{2,k} - \lambda_{0,k}^{m_0} \lambda_{1,k}^{m_1-1}| \frac{1-|\lambda_{2,k}|^{N_2-1}}{1-|\lambda_{2,k}|} \\ + |\lambda_{1,k} - \lambda_{0,k}^{m_0}| \frac{1-|\lambda_{2,k}|^{N_2-1}}{1-|\lambda_{2,k}|} \frac{1-|\lambda_{1,k}|^{m_1-1}}{1-|\lambda_{1,k}|} \\ \dots \\ |\lambda_{1,k} - \lambda_{0,k}^{m_0}| \frac{1-|\lambda_{1,k}|^j}{1-|\lambda_{1,k}|} + |\lambda_{1,k}|^j \frac{1-|\lambda_{2,k}|^{N_2-2}}{1-|\lambda_{2,k}|} |\lambda_{2,k} - \lambda_{0,k}^{m_0} \lambda_{1,k}^{m_1-1}| \\ + |\lambda_{1,k}|^j \frac{1-|\lambda_{2,k}|^{N_2-2}}{1-|\lambda_{2,k}|} |\lambda_{1,k} - \lambda_{0,k}^{m_0}| \frac{1-|\lambda_{1,k}|^{m_1-1}}{1-|\lambda_{1,k}|} \quad \text{for } j = 1, \dots, m_1 - 1. \end{cases}$$

*Proof.* The proof is analogous to Theorem 4.3.  $\square$

The benefit of Theorem 4.9 is that evaluating the  $2m_1$  analytic formulae is significantly cheaper than constructing  $\mathcal{E}_F^{n_\ell=3,\Delta}$  numerically and directly computing  $\|\mathcal{E}_F^{n_\ell=3,\Delta}\|_1$  and  $\|\mathcal{E}_F^{n_\ell=3,\Delta}\|_\infty$ .

**4.2.3. Analytic formulae for other cases.** Analogous to Section 4.2.1 and Section 4.2.2, analytic formulae for a four-level V-cycle with F-relaxation and a three-level V-cycle with FCF-relaxation are derived in Section SM2.2.1 and SM2.2.1.

**4.3. Approximate convergence factor of multilevel V-cycle algorithm.** Section 4.2 presented analytic formulae for the inequality bound (4.6) as the maximum of a certain function over eigenvalues of  $\{\Phi_\ell\}$ . These *a priori* convergence bounds reduce memory consumption and computational cost significantly. It is, however, increasingly difficult to derive such analytic formulae for larger numbers of levels. Here, we propose an analytic approximate convergence factor for multilevel V-cycles with F- and FCF-relaxation, as a function of eigenvalues of the time stepping operators

<sup>9</sup>Note, that additional relaxation steps did not break symmetry of  $\mathcal{E}_{rFCF}^{n_\ell=2,\Delta}$  in Equation (4.7).

$\{\lambda_{\ell,k}\}$ , number of time points  $\{N_\ell\}$ , and temporal coarsening factors for each level,  $\{m_\ell\}$ . This yields approximate *a priori* convergence factors with linear memory and time complexity.<sup>10</sup>

The proposed approximate convergence factors are based on approximating the inequality bound (4.6), and therefore, are expected to be a conservative upper bound in a large number of cases. More specifically, in the case of multilevel V-cycles with F-relaxation the approximate convergence factor is derived by identifying the recursive structure in the analytic formulae for two, three and four levels (see (4.8), (4.10), and (SM10)) and estimating how this recursion continues for  $n_\ell > 4$  levels (and similarly for FCF-relaxation with (4.8) and (SM11)).

First, we present the approximate convergence factor for multilevel V-cycles with F-relaxation.

*Approximation 1.* Let  $\{\lambda_{\ell,k}\}$  be the eigenvalues of  $\{\Phi_\ell\}$ . Then, an approximate worst-case convergence factor of multilevel MGRIT V-cycles with F-relaxation is given by

$$(4.13) \quad \tilde{c}_{f,F} := \max_{1 \leq k \leq N_x} \sqrt{s_0^{\text{row}}(k, n_\ell) s_{N_1-1}^{\text{col}}(k, n_\ell)} \approx \sqrt{\|\mathcal{E}_F^{n_\ell, \Delta}\|_1 \|\mathcal{E}_F^{n_\ell, \Delta}\|_\infty},$$

with approximate maximum absolute column and row sums

$$(4.14) \quad s_0^{\text{col}}(k, n_\ell) \approx \sum_{\ell=1}^{n_\ell-1} \left| \lambda_{\ell,k} - \lambda_{0,k}^{m_0} \left( \prod_{p=1}^{l-1} \lambda_{p,k}^{\tilde{m}_p-1} \right) \right| \left( \prod_{q=1}^l \frac{1 - |\lambda_{q,k}|^{\tilde{m}_q-1}}{1 - |\lambda_{q,k}|} \right) \\ + (n_\ell > 2) \cdot |\lambda_{n_\ell-1,k}|^{\tilde{m}_{n_\ell-1}-1} \left| \lambda_{n_\ell-1,k} - \lambda_{0,k}^{m_0} \left( \prod_{p=1}^{n_\ell-2} \lambda_{p,k}^{\tilde{m}_p-1} \right) \right|,$$

$$(4.15) \quad s_{N_1-1}^{\text{row}}(k, n_\ell) \approx \sum_{\ell=1}^{n_\ell-1} \left| \lambda_{\ell,k} - \lambda_{0,k}^{m_0} \left( \prod_{p=1}^{l-1} \lambda_{p,k}^{\tilde{m}_p-1} \right) \right| \left( \prod_{q=l}^{n_\ell-1} \frac{1 - |\lambda_{q,k}|^{\tilde{m}_q}}{1 - |\lambda_{q,k}|} \right),$$

for  $\tilde{m}_\ell = [m_0, \dots, m_{n_\ell-2}, N_{n_\ell-1} - 1]^T$ . In many cases,  $\|\mathcal{E}_F^{n_\ell, \Delta}\|_2 \leq \tilde{c}_{f,F}$  because  $\tilde{c}_{f,F}$  directly approximate an upper bound on  $\|\mathcal{E}_F^{n_\ell, \Delta}\|_2$  (4.6).

A similar result can be formulated for multilevel V-cycles with FCF-relaxation.

*Approximation 2.* Let  $\{\lambda_{\ell,k}\}$  be the eigenvalues of  $\{\Phi_\ell\}$ . Then, an approximate worst-case convergence factor of multilevel MGRIT V-cycles with FCF-relaxation is given by

$$(4.16) \quad \tilde{c}_{f,FCF} := \max_{1 \leq k \leq N_x} \sqrt{s_0^{\text{row}}(k, n_\ell) s_{N_1-1}^{\text{col}}(k, n_\ell)} \approx \sqrt{\|\mathcal{E}_{FCF}^{n_\ell, \Delta}\|_1 \|\mathcal{E}_{FCF}^{n_\ell, \Delta}\|_\infty},$$

with approximate maximum absolute column and row sum,

$$s_0^{\text{col}}(k, n_\ell) \approx (n_\ell > 2) \cdot |\lambda_{0,k}|^{m_0} |\lambda_{1,k} - \lambda_{0,k}^{m_0}| \frac{1 - |\lambda_{1,k}|^{m_1}}{1 - |\lambda_{1,k}|} \\ + \frac{1}{n_\ell-1} |\lambda_{0,k}|^{m_0} \left[ \sum_{p=2}^{n_\ell-2} \left( \prod_{j=1}^{p-1} |\lambda_{j,k}| \right) \left| \lambda_{p,k} - \lambda_{0,k}^{m_0} \left( \prod_{j=1}^{p-1} \lambda_{j,k}^{m_j-1} \right) \right| \left( \prod_{j=1}^p \frac{1 - |\lambda_{j,k}|^{m_j}}{1 - |\lambda_{j,k}|} \right) \right] \\ + \frac{1}{n_\ell-1} \frac{1 - |\lambda_{n_\ell-1,k}|^{N_{n_\ell-1}-1}}{1 - |\lambda_{n_\ell-1,k}|} |\lambda_{0,k}| \left( \prod_{j=0}^{n_\ell-2} |\lambda_{j,k}|^{m_j-1} \right) \left( \prod_{j=1}^{n_\ell-2} \frac{1 - |\lambda_{j,k}|^{m_j}}{1 - |\lambda_{j,k}|} \right) |\lambda_{1,k} - \lambda_{0,k}^{m_0}|$$

<sup>10</sup>The generalization of Lemma 4.5 implies that time complexity is in fact  $O(N_x/p)$  with  $1 \leq p \leq N_x$  parallel processors.

$$+ \frac{1}{n_\ell - 1} \frac{1 - |\lambda_{n_\ell - 1, k}|^{N_{n_\ell - 1} - 1}}{1 - |\lambda_{n_\ell - 1, k}|} |\lambda_{0, k}|^{m_0} \left( \prod_{j=1}^{n_\ell - 2} |\lambda_{j, k}| \right) \left( \sum_{p=2}^{n_\ell - 1} \left| \lambda_{p, k} - \lambda_{0, k}^{m_0} \left( \prod_{j=1}^{p-1} \lambda_{j, k}^{m_j - 1} \right) \right| \right) \left( \prod_{j=1}^{n_\ell - 2} \frac{1 - |\lambda_{j, k}|^{m_j}}{1 - |\lambda_{j, k}|} \right),$$

$$s_{N_1 - 1}^{\text{row}}(k, n_\ell) \approx |\lambda_{0, k}|^{m_0} \frac{1 - |\lambda_{n_\ell - 1, k}|^{N_{n_\ell - 1} - 1}}{1 - |\lambda_{n_\ell - 1, k}|} \left[ \sum_{p=1}^{n_\ell - 1} \left( \prod_{j=1}^{p-1} |\lambda_{j, k}| \right) \left| \lambda_{p, k} - \lambda_{0, k}^{m_0} \left( \prod_{j=1}^{p-1} \lambda_{j, k}^{m_j - 1} \right) \right| \left( \prod_{j=p}^{n_\ell - 2} \frac{1 - |\lambda_{j, k}|^{m_j}}{1 - |\lambda_{j, k}|} \right) \right].$$

In many cases,  $\|\mathcal{E}_{FCF}^{n_\ell, \Delta}\|_2 \leq \tilde{c}_{f, FCF}$ , because  $\tilde{c}_{f, FCF}$  directly approximates an upper bound on  $\|\mathcal{E}_{FCF}^{n_\ell, \Delta}\|_2$  (4.6).

**5. Numerical results.** All numerical, analytic and approximate bounds on convergence from Section 4 are implemented in MPI/C++,<sup>11</sup> using the open-source library Armadillo [39, 40]. In this section, we evaluate these bounds for various model problems. Analytic formulae, e.g., for the inequality bound (4.6) are employed whenever available: for example, for a two-, three- and four-level V-cycle with F-relaxation, we evaluate the analytic formulae derived in Section 4.2, while for more than four levels, we construct the error propagator numerically and directly compute its 1-/ $\infty$ -norm bounds.

This section assesses how sharp the various upper bounds are and how much sharpness is sacrificed by employing a bound that is cheaper to compute numerically. For all results, we consider Runge-Kutta time-integration schemes [22, 23] of orders 1-4 (Butcher tableaux provided in SM3). In [4], it was noted that in the two-level setting, L-stable schemes seem to be better suited for parallel-in-time integration than A-stable schemes. Here, we review this observation in the multilevel setting. We further investigate the difference between V- and F-cycle convergence, as well as the effect of F- and FCF-relaxation.

For all cases, the number of time grids varies between two and six levels. The fine grid is composed of  $N_0 = 1025$  time points and the temporal coarsening factor is  $m_\ell = 2$  between all levels. The spatial domain is two-dimensional and discretized using 11 nodes in each coordinate direction (grid spacing  $\delta_x$ ). Derived bounds and approximate convergence factors are compared with the maximum observed convergence factor in numerical simulations, in terms of the  $\ell^2$ -norm of the residual (see Equation (4.1)),

$$(5.1) \quad \max_i \|\mathbf{r}_{i+1}\|_2 / \|\mathbf{r}_i\|_2.$$

All test cases are implemented in MPI/C++, using the open-source libraries Armadillo [39, 40] and XBraid [48]. The absolute stopping tolerance for MGRIT is selected as  $\|\mathbf{r}_i\|_2 < 10^{-11}$  and the initial global space-time guess is random.

**5.1. Diffusion equation.** Consider the general time-dependent diffusion equation in two spatial dimensions over domain  $\mathbf{x} \in \Omega = (0, 2\pi) \times (0, 2\pi)$ ,

$$\partial_t u = \nabla \cdot [K \nabla u] \quad \text{for } \mathbf{x} \in \Omega, \quad t \in (0, 2\pi],$$

with homogeneous boundary and discontinuous initial condition (see Figure SM1),

$$u(\mathbf{x}, \cdot) = 0 \quad \text{for } \mathbf{x} \in \partial\Omega,$$

$$u(\cdot, 0) = 1 - \max \left\{ \text{sign} \left( (4 - (x_1 - \pi + 1)^2 - 4(x_2 - \pi)^2)^2 + 1.2(1 + \pi - x_1)^3 - 10 \right), 1 \right\}$$

$$\text{for } \mathbf{x} \in \Omega \cup \partial\Omega,$$

for a scalar solution  $u(\mathbf{x}, t)$  and boundary  $\partial\Omega$ . Here,  $K = \text{diag}(k_1, k_2) = \text{const}$  is the grid-aligned conductivity tensor. If  $k_1 = k_2$ , the problem is isotropic, while if  $k_1 \ll k_2$

<sup>11</sup>Github repository: [github.com/XBraid/XBraid-convergence-est](https://github.com/XBraid/XBraid-convergence-est). For more details, see Supplementary Materials SM1.



or  $k_2 \ll k_1$ , the problem is anisotropic. The spatial problem is discretized using second-order centered finite differences, in which case the time-stepping operators  $\Phi_\ell$  are unitarily diagonalizable.

**5.1.1. Isotropic diffusion.** First, we consider the isotropic case with  $k_1 = k_2 = 10$ . The CFL number on each level,

$$\text{CFL}_\ell = 2\pi/(N_\ell - 1) (k_1/\delta_x^2 + k_2/\delta_x^2) = 4\pi k_1/[\delta_x^2(N_\ell - 1)],$$

ranges between  $\text{CFL}_0 \approx 0.376$  on level 0 and  $\text{CFL}_5 \approx 12.036$  on level 5. Results for F-relaxation are shown in Figure 2 and FCF relaxation in Figure 3 (note the difference in y-axis limits; results for SDIRK3 can be found in Supplementary Figures SM2 and SM3).

In the case of F-relaxation, there is a considerable difference in convergence behavior between the A-stable and L-stable Runge-Kutta schemes. For A-stable schemes, convergence of MGRIT deteriorates with a growing number of time grid levels, which corresponds to a growing CFL number on the coarse grid, and eventually diverges. On the other hand, L-stable schemes show a less dramatic increase in the convergence factor. In fact, the estimated and observed convergence factors plateau for V-cycle algorithms with L-stable time integration. For F-cycle algorithms with F-relaxation and L-stable schemes, observed convergence is flat for all considered time grid hierarchies and only a slight increase can be observed in the upper bound values and approximate convergence factor.

In the case of FCF-relaxation, all observed convergence factors for SDIRK orders 2-4 are constant with respect to number of levels, and only a slight increase in convergence factor occurs for SDIRK1. FCF-relaxation was shown to be a critical ingredient for a scalable multilevel solver in [7]. An important observation for F-cycle convergence is that all upper bounds predict constant convergence factors, suggesting that an MGRIT algorithm with F-cycles and FCF-relaxation yields a robust and scalable multilevel solver for the isotropic diffusion equation.

In general, all upper bounds and approximate convergence factors provide good qualitative a priori estimates of the observed convergence. These estimates become less sharp for larger numbers of time grid levels, but the estimates do appear to be robust across changes in time integration order. Furthermore, note that Approximation 1 and Approximation 2 estimate observed convergence as well or better than more expensive upper bounds, demonstrating their applicability and efficacy. Overall, results in this section demonstrate that theoretical results presented in this work provide a valuable tool for designing robust and scalable multilevel solvers. It further provides guidance to avoid less optimal parameter choices for MGRIT, such as F-relaxation with A-stable RK schemes.

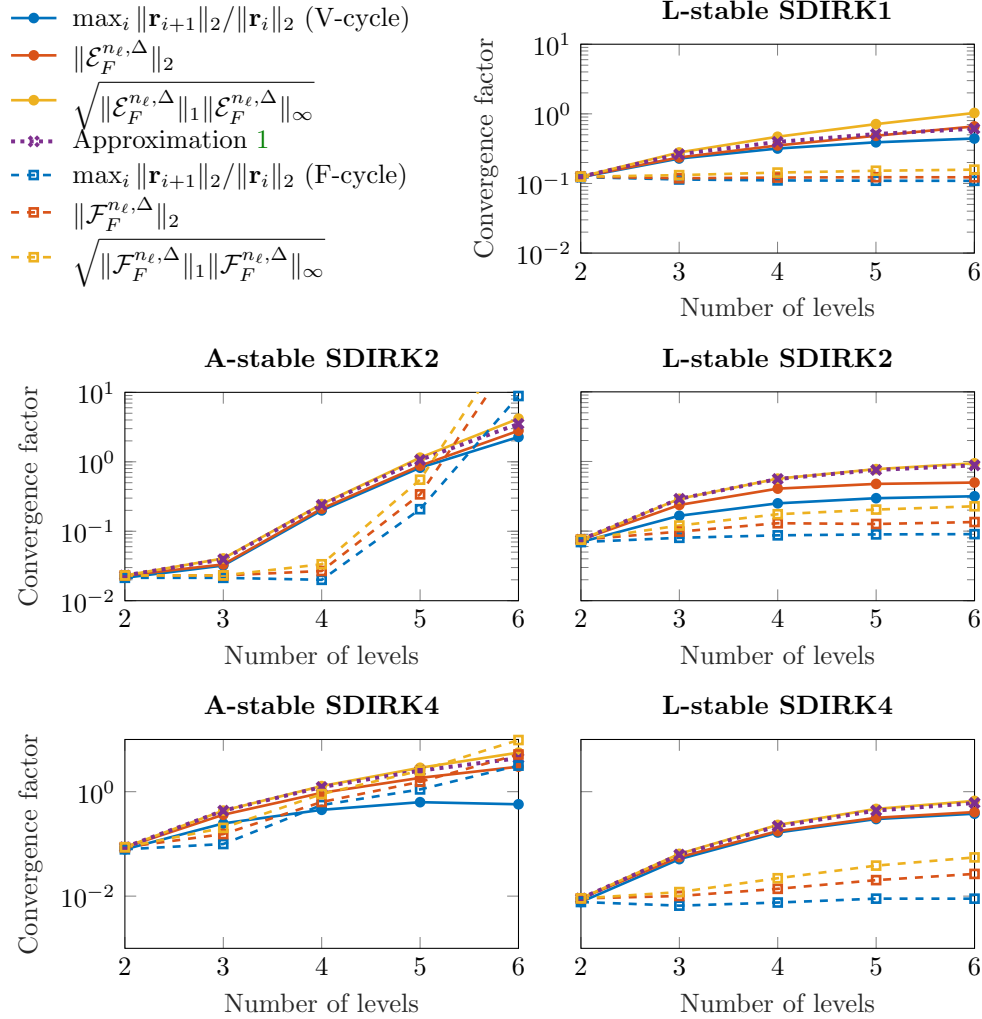


Fig. 2: Isotropic diffusion: Comparison of V- and F-cycle MGRIT with F-relaxation. Convergence of A-stable schemes deteriorates much quicker with a growing number of time grid levels and V-cycle MGRIT than for L-stable schemes and V-cycle MGRIT. The convergence factor for L-stable schemes and F-cycle MGRIT is almost constant.

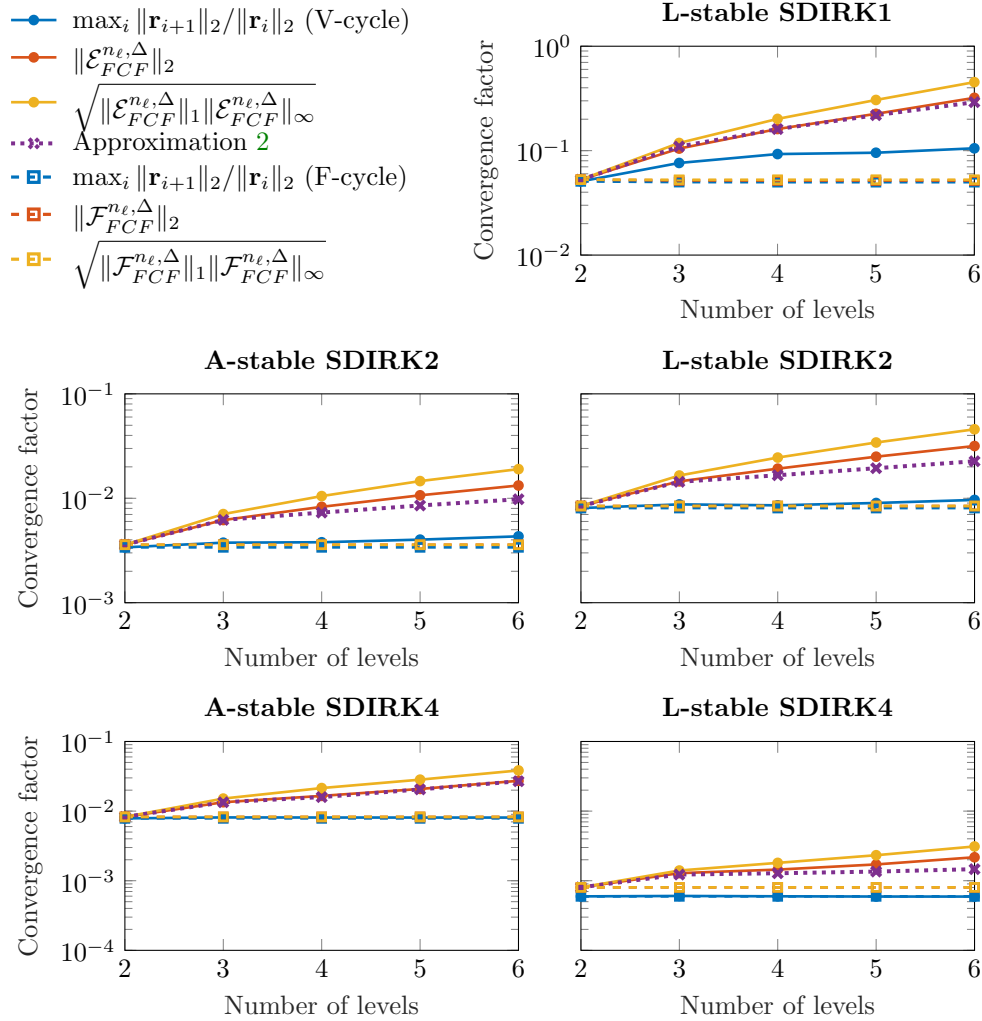


Fig. 3: Isotropic diffusion: Comparison of V- and F-cycle MGRIT with FCF-relaxation. Convergence of A-stable and L-stable schemes deteriorates only slightly for an MGRIT V-cycle algorithm. On the other hand, the convergence factor for an F-cycle MGRIT algorithm is constant for all considered RK schemes and cases.

**5.1.2. Anisotropic diffusion.** In this section, we investigate the anisotropic diffusion case for the L-stable SDIRK1 scheme (backward Euler) to assess how sensitive the estimates are with respect to conductivity parameters. Here, conductivity parameters are given by  $k_1 = 0.5$  and  $k_2 = 0.001$ , and the CFL number on each level,  $\text{CFL}_\ell = 2\pi(k_1 + k_2)/[\delta_x^2(N_\ell - 1)]$ , ranges between  $\text{CFL}_0 \approx 0.009$  on level 0 and  $\text{CFL}_5 \approx 0.302$  on level 5. Results are presented in Supplementary Figure [SM4](#).

For V-cycle algorithms with F- and FCF-relaxation, the estimated and observed convergence factors grow with the number of grid levels, similar to the isotropic case. Again, FCF-relaxation yields a quicker plateauing of the observed convergence factor. On the other hand, for F-cycle algorithms with F- and FCF-relaxation, observed and estimated convergence are effectively constant. This means that, for this problem, an F-cycle solves the coarse-grid problem sufficiently accurately that residual and error reduction is more-or-less equivalent to a two-level method. Conversely, convergence in the case of V-cycles deteriorates due to inexact solves of the coarse-grid problem on each level. However, the fact that solving the coarse-grid problem more accurately (such as, with F-cycles) improves convergence, indicates that the non-Galerkin coarse-grid operator (that is, taking larger time steps on the coarse grid using the same integration scheme) is indeed an effective preconditioner. Note, this is in contrast to using algebraic multigrid to solve anisotropic diffusion discretizations in the spatial setting, where stronger cycles such as F- and W-cycles often do not improve convergence [\[36\]](#).

The approximate bounds on convergence of F-cycles are fairly sharp for F- and FCF-relaxation and all numbers of levels tested. In the case of V-cycles, the bounds and approximate convergence factors lose sharpness as the number of time grid levels increases, similar to Section [5.1.1](#), but still provide reasonable estimates on convergence. Indeed, for V-cycles with F-relaxation, Approximation 1 is quite sharp for all tested number of levels.

**5.2. Wave equation.** Consider the wave equation in two spatial dimensions over domain  $\Omega = (0, 2\pi) \times (0, 2\pi)$ ,

$$(5.2) \quad \partial_{tt}u = c^2 \nabla \cdot \nabla u \quad \text{for } \mathbf{x} \in \Omega, t \in (0, 2\pi],$$

with scalar solution  $u(\mathbf{x}, t)$  and wave speed  $c = \sqrt{10}$ . We transform Equation (5.2) into a system of PDEs that are first-order in time,

$$(5.3) \quad \partial_t u = v, \quad \partial_t v = c^2 \nabla \cdot \nabla u, \quad \text{for } \mathbf{x} \in \Omega, t \in (0, 2\pi],$$

with initial condition (see Figure [SM1](#)) and boundary conditions,

$$(5.4) \quad u(\cdot, 0) = \sin(x)\sin(y), \quad v(\cdot, 0) = 0, \quad \text{for } \mathbf{x} \in \Omega \cup \partial\Omega,$$

$$(5.5) \quad u(\mathbf{x}, \cdot) = v(\mathbf{x}, \cdot) = 0, \quad \text{for } \mathbf{x} \in \partial\Omega.$$

This problem corresponds to a 2D membrane with imposed non-zero initial displacement  $u$  and zero initial velocity  $v$ . The membrane enters an oscillatory motion pattern due to initial stresses in the material. Thus, it is a simplified representative of a hyperbolic model that shares characteristic behavior with PDEs in solid dynamics research, such as linear elasticity [\[25\]](#). Similar to Section [5.1](#), we use second-order centered finite differences to discretize the spatial operator in Equation (5.3). The time stepping operators  $\Phi_\ell$  are then simultaneously diagonalizable and the Courant

number on each level is given by  $C_\ell = 2c\pi/[\delta_x(N_\ell - 1)]$ , ranging between  $C_0 \approx 0.034$  on level 0 and  $C_5 \approx 1.087$  on level 5.<sup>12</sup>

An MGRIT V-cycle algorithm with FCF-relaxation shows quickly increasing convergence factors with a growing number of time grid levels (see Figure 4 and Supplementary Figure SM6). The worst-case convergence factors quickly exceed 1, and thus diverge, which is correctly predicted by all upper bounds and Approximation 2. Similarly, using an F-cycle results in a less dramatic, but still significant increase in observed and predicted convergence factors with respect to the number of levels. For some schemes, particularly L-stable ones, an F-cycle is able to retain convergence up to the six levels in time considered here, but the bounds and approximations developed here do not predict these results.

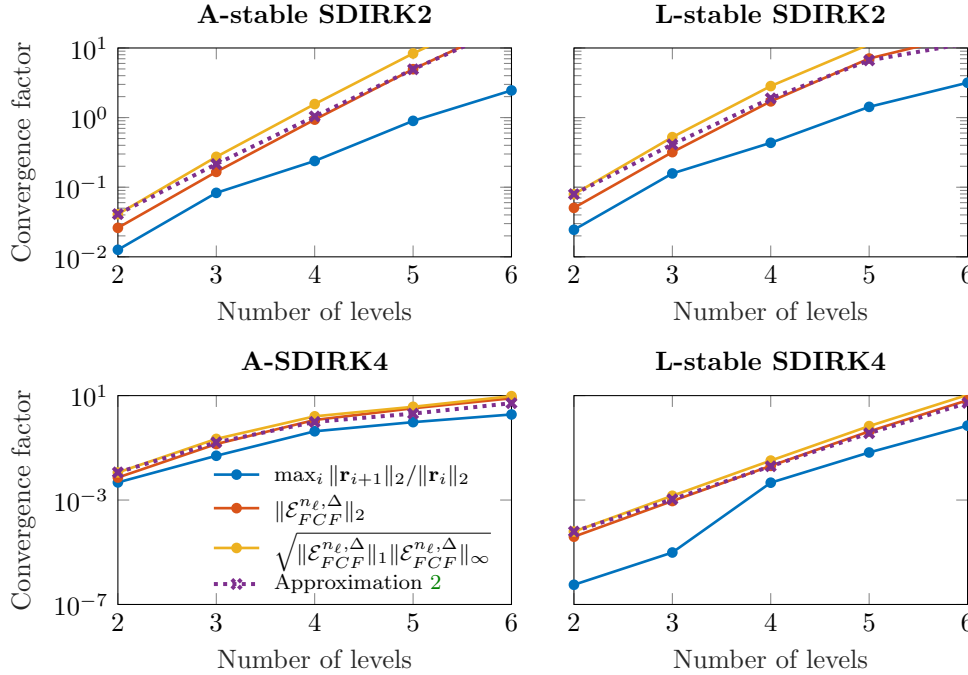


Fig. 4: Wave equation: The convergence factor of MGRIT with V-cycles and FCF-relaxation increases substantially with a growing number of time grid levels and eventually exceeds 1. This means that MGRIT V-cycles will likely yield a divergent algorithm in practice, which is in line with observations for hyperbolic PDEs in the literature [10, 11, 25].

In general, the upper bounds on convergence applied to the wave equation are significantly less sharp compared to the diffusion equation (see Section 5.1), but they are still able to accurately represent trends. For example, convergence factors are initially constant in most cases, then increase almost linearly with the number of levels, such as the case of L-stable SDIRK3 in Supplementary Figure SM8. This highlights the fact that designing robust and convergent parallel-in-time algorithms

<sup>12</sup>Note, that the Courant number is smaller than in Section 5.1.1. This is motivated by selecting a configuration that captures multiple periods of the oscillatory temporal behavior.

for hyperbolic problems is generally perceived as difficult, and emphasizes the benefit of the presented upper bounds for F-cycle algorithms. For example, the convergence factor can be estimated a priori to select a time grid hierarchy that is likely to yield a significant speedup. In combination with performance modeling [14], such a priori estimates can provide valuable guidance.

Note that for the problem considered here, the benefit of FCF-relaxation over F-relaxation observed for the diffusion equation does not seem to apply for the wave equation (compare Supplementary Figures SM5 and SM6, or Supplementary Figures SM7 and SM8). However, in some cases FCF-relaxation increases the maximum number of time grid levels for which convergence can be achieved. Thus, in practice one would prefer F-relaxation over FCF-relaxation to reduce the computational cost of a given algorithm. The fact that FCF-relaxation is not sufficient to design a scalable multilevel solver for the wave equation is a major difference to observations for the diffusion equation.

We further note, that the observed convergence factors and upper bound values are smaller with higher time integration order, especially when L-stable SDIRK schemes are employed. For example, the theory suggests to use five-level MGRIT with F-cycles and L-stable SDIRK4 with an estimated upper bound on the convergence factor of  $O(10^{-3})$ , which is a very fast algorithm for hyperbolic PDEs.

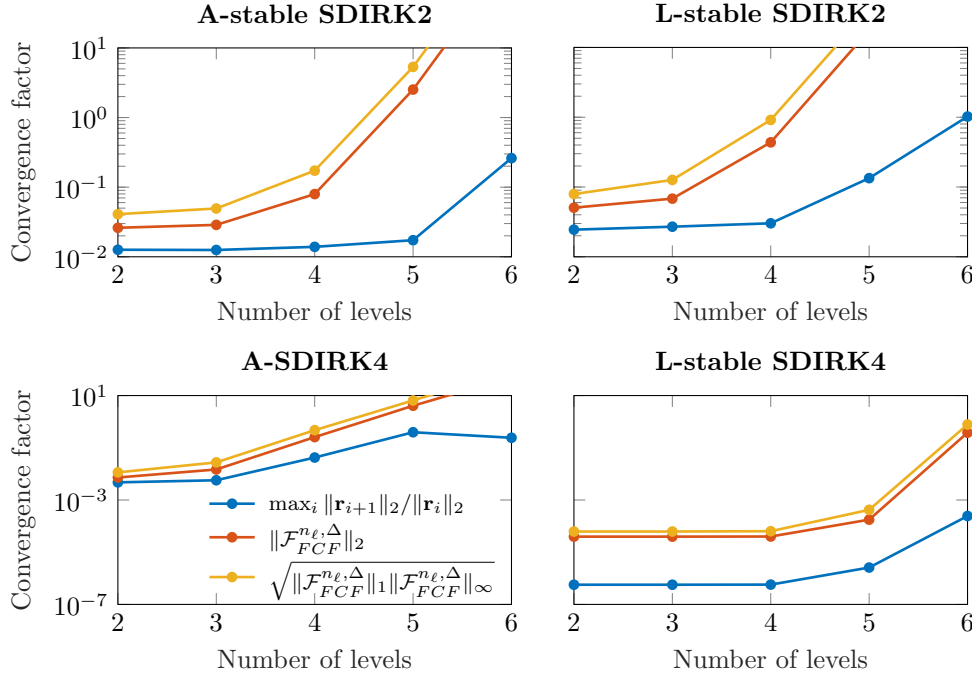


Fig. 5: Wave equation: The convergence of MGRIT with F-cycles and FCF-relaxation deteriorates with a larger number of time grid levels compared to MGRIT with V-cycles, see Figure 4. Generally, convergent algorithms are given for a larger range of time grid levels and observed convergence is better than the predictions from the upper bounds. This shows that the choice of F-cycles over V-cycles is one likely ingredient for future improvements of MGRIT for hyperbolic-type PDEs.

**6. Discussion.** In Section 5, we have compared the *a priori* estimate for various developed bounds and approximate convergence factors with observed *worst-case* convergence in numerical experiments. These investigations were performed for a fixed temporal domain (in particular, a fixed fine grid size) and a fixed choice of the spatial discretization scheme (e.g., the large spatial step size underresolves the discontinuous initial condition in Section 5.1). An interesting future research question is how the convergence framework can help guide the selection of an optimal space-time discretization for the parallel-in-time integration with MGRIT with regards to best convergence and best speedup (e.g., by combining the convergence framework with performance models [14]). Here, important aspects are the dependency of the sharpness of the bounds on material parameters, spatial discretization and resolution, fine grid size of the temporal domain, and others.

The presented upper bounds vary in their respective time complexity and it is demonstrated that, e.g., using the inequality (4.6) reduces the time complexity but still gives good and reasonably sharp upper bounds. Further, the proposed approximate convergence factors for V-cycle algorithms with F- and FCF-relaxation (Approximation 1 and 2) provide analytic formulae to estimate observed convergence *a priori* with effectively constant time complexity (if implemented in parallel). In the investigated cases, the approximate convergence factors yield *a priori* estimates that are at least as good as more expensive bounds. All these observations, however, rest on the assumption that the eigenvalues of the time-stepping operator  $\Phi_\ell$  can be computed, which might result in prohibitive computational cost for large-scale problems. For Runge-Kutta schemes, the number of such operations can be reduced by only computing the eigenvalues of the spatial operator  $\mathcal{L}$  and evaluating the stability function, as opposed to computing the eigenvalues for the family of  $\Phi_\ell$  for all considered Runge-Kutta schemes. While this might not be possible in general, the derivation of Fourier symbols [3] can provide another viable path to reduce the time complexity of computing such bounds. Furthermore, with prior knowledge of  $\mathcal{L}$  (e.g.,  $\mathcal{L}$  is symmetric positive definite or skew symmetric), the need for solving an eigenvalue problem can be avoided. Despite the difficulty of performing multilevel convergence analysis for large-scale problems, there is yet a lot that can be learned from investigating smaller-scale problems.

MGRIT natively supports the parallel-in-time integration of nonlinear problems by using FAS multigrid (similar to other methods, e.g., [24]). The multilevel convergence framework developed in this work is limited to the linear case; however, it is able to illustrate the strengths and weaknesses of the algorithm in this setting (similar to the two-level theory developed in [4]). Future work will investigate how theoretical results for linear (or linearized) problems can guide the application of MGRIT for nonlinear problems. On the other hand, (two-level) convergence theory for Parareal [18] was extended to the nonlinear case [16] and, naturally, a similar extension of MGRIT convergence theory would be desirable.

Numerical studies demonstrate the benefit of using FCF-relaxation for parabolic model problems (see Figure 3), but FCF-relaxation does not significantly affect convergence of MGRIT for the hyperbolic model problem. However, theoretical results do confirm the advantage of using F-cycles over V-cycles for the hyperbolic model problem, a result that also applies to the isotropic diffusion equation, if integrated by L-stable Runge-Kutta schemes. Results here confirm the observation that A-stable schemes are generally less suited for parallel-in-time integration than L-stable schemes [4]. For the diffusion model problem, theory implies that naive multilevel Parareal (i.e. MGRIT V-cycles with F-relaxation) does not yield a scalable algorithm and has

increasing iteration counts with an increasing number of levels for A-stable schemes. However, results here indicate that stronger cycling and relaxation, such as F-cycles and FCF-relaxation, can alleviate this weakness.

**7. Conclusion.** In this work, we develop a framework for multilevel convergence of MGRIT for linear PDEs. This framework provides *a priori* bounds and approximations for the convergence factor of various types of MGRIT configurations, including different cycling strategies (V- and F-cycles) and relaxation schemes ( $r$ FCF-relaxation). The new theoretical results are a generalization of the two-grid theory derived in [4] and based on similar assumptions (for example, simultaneously diagonalizable and stable time-stepping operators). This work also presents a generalization of the two-level bounds derived in [4] to the case of arbitrary numbers of relaxation steps.

In complementary numerical studies, the theoretical results are assessed for two different model problems, the anisotropic diffusion equation and the second-order wave equation. It is found that the *a priori* upper bounds are relatively sharp upper bounds on observed convergence for the diffusion equation, and accurately describe qualitative behavior for the wave equation. Generally, these bounds are sharper for smaller numbers of time grids.

Overall, the theoretical convergence results lay the groundwork for future in-depth examination and understanding of MGRIT. This is especially true for the solution of hyperbolic PDEs; an application area where the design of robust and efficient parallel-in-time algorithms has proven challenging and where *a priori* bounds can avoid (in parts) extensive numerical testing. Thus, future development and improvement of MGRIT (different coarse-grid operators [30], investigation of relation between errors and phase-shifts [38], and others) can be guided by the proposed multilevel convergence framework, where important recommendations can be made, such as the use of higher-order L-stable SDIRK methods and F-cycles with F-relaxation for hyperbolic problems.

**Acknowledgements.** AH would like to acknowledge the Lawrence Livermore National Laboratory, USA, and RDF/JBS for funding and hosting a summer internship during which most of the theoretical results of this manuscript were derived.

## REFERENCES

- [1] L. BONAVENTURA AND A. DELLA ROCCA, *Monotonicity, positivity and strong stability of the TR-BDF2 method and of its SSP extensions*, arXiv preprint arXiv:1510.04303, (2015).
- [2] A. J. CHRISTLIEB, C. B. MACDONALD, AND B. W. ONG, *Parallel high-order integrators*, SIAM Journal on Scientific Computing, 32 (2010), pp. 818–835.
- [3] H. DE STERCK, S. FRIEDHOFF, A. J. M. HOWSE, AND S. P. MACLACHLAN, *Convergence analysis for parallel-in-time solution of hyperbolic systems*, arXiv preprint arXiv:1903.08928, (2019).
- [4] V. A. DOBREV, T. V. KOLEV, N. A. PETERSSON, AND J. B. SCHRODER, *Two-level convergence theory for multigrid reduction in time (MGRIT)*, SIAM Journal on Scientific Computing, 39 (2017), pp. S501–S527.
- [5] M. DUARTE, R. DOBBINS, AND M. SMOOKE, *High order implicit time integration schemes on multiresolution adaptive grids for stiff PDEs*, arXiv preprint arXiv:1604.00355, (2016).
- [6] M. EMMETT AND M. L. MINION, *Toward an Efficient Parallel in Time Method for Partial Differential Equations*, Communications in Applied Mathematics and Computational Science, 7 (2012), pp. 105–132.
- [7] R. D. FALGOUT, S. FRIEDHOFF, T. V. KOLEV, S. P. MACLACHLAN, AND J. B. SCHRODER, *Parallel time integration with multigrid*, SIAM Journal on Scientific Computing, 36 (2014), pp. C635–C661.



- [8] R. D. FALGOUT, M. LECOUEVEZ, AND C. S. WOODWARD, *A parallel-in-time algorithm for variable step multistep methods*, preprint.
- [9] R. D. FALGOUT, T. A. MANTEUFFEL, B. O'NEILL, AND J. B. SCHRODER, *Multigrid reduction in time for nonlinear parabolic problems: A case study*, SIAM Journal on Scientific Computing, 39 (2017), pp. S298–S322.
- [10] C. FARHAT AND M. CHANDESIS, *Time-decomposed parallel time-integrators: theory and feasibility studies for fluid, structure, and fluid-structure applications*, International Journal for Numerical Methods in Engineering, 58 (2003), pp. 1397–1434.
- [11] C. FARHAT, J. CORTIAL, C. DASTILLUNG, AND H. BAVESTRELLO, *Time-parallel implicit integrators for the near-real-time prediction of linear structural dynamic responses*, International Journal for Numerical Methods in Engineering, 67 (2006), pp. 697–724.
- [12] S. FRIEDHOFF, R. D. FALGOUT, T. V. KOLEV, S. MACLACHLAN, AND J. B. SCHRODER, *A multigrid-in-time algorithm for solving evolution equations in parallel*, tech. rep., Lawrence Livermore National Lab.(LLNL), Livermore, CA (United States), 2012.
- [13] S. FRIEDHOFF AND S. MACLACHLAN, *A generalized predictive analysis tool for multigrid methods*, Numerical Linear Algebra with Applications, 22 (2015), pp. 618–647.
- [14] H. GAHVARI, V. A. DOBREV, R. D. FALGOUT, T. V. KOLEV, J. B. SCHRODER, M. SCHULZ, AND U. M. YANG, *A performance model for allocating the parallelism in a multigrid-in-time solver*, in Performance Modeling, Benchmarking and Simulation of High Performance Computer Systems (PMBS), International Workshop on, IEEE, 2016, pp. 22–31.
- [15] M. J. GANDER, *50 Years of Time Parallel Time Integration*, in Multiple Shooting and Time Domain Decomposition, Springer, 2015.
- [16] M. J. GANDER AND E. HAIRER, *Nonlinear convergence analysis for the parareal algorithm*, in Domain Decomposition Methods in Science and Engineering XVII, Springer, 2008, pp. 45–56.
- [17] M. J. GANDER, F. KWOK, AND H. ZHANG, *Multigrid interpretations of the parareal algorithm leading to an overlapping variant and MGRIT*, Computing and Visualization in Science, 19 (2018), pp. 59–74.
- [18] M. J. GANDER AND S. VANDEWALLE, *On the superlinear and linear convergence of the parareal algorithm*, in Domain Decomposition Methods in Science and Engineering XVI, Springer, 2007, pp. 291–298.
- [19] S. GÜNTHER, N. R. GAUGER, AND J. B. SCHRODER, *A non-intrusive parallel-in-time adjoint solver with the XBraid library*, Computing and Visualization in Science, 19 (2018), pp. 85–95.
- [20] ———, *A non-intrusive parallel-in-time approach for simultaneous optimization with unsteady PDEs*, Optimization Methods and Software, (2018), pp. 1–16.
- [21] W. HACKBUSCH AND U. TROTTEBERG, *Multigrid Methods: Proceedings of the Conference Held at Köln-Porz, November 23-27, 1981*, vol. 960, Springer, 1981.
- [22] E. HAIRER, S. P. NØRSETT, AND G. WANNER, *Solving Ordinary Differential Equations I: Non-stiff Problems*, 1993.
- [23] E. HAIRER AND G. WANNER, *Solving Ordinary Differential Equations II: Stiff and Differential-Algebraic Problems*, Springer Series in Computational Mathematics, 14 (1996).
- [24] F. P. HAMON, M. SCHREIBER, AND M. L. MINION, *Multi-level spectral deferred corrections scheme for the shallow water equations on the rotating sphere*, Journal of Computational Physics, 376 (2019), pp. 435–454.
- [25] A. HESSENTHALER, D. NØRDSLETTEN, O. RÖHRLE, J. B. SCHRODER, AND R. D. FALGOUT, *Convergence of the multigrid reduction in time algorithm for the linear elasticity equations*, Numerical Linear Algebra with Applications, 25 (2018), p. e2155. e2155 nla.2155.
- [26] N. J. HIGHAM, *Estimating the matrix p-norm*, Numerische Mathematik, 62 (1992), pp. 539–555.
- [27] G. HORTON AND S. VANDEWALLE, *A Space-Time Multigrid Method for Parabolic Partial Differential Equations*, SIAM Journal on Scientific Computing, 16 (1995), pp. 848–864.
- [28] A. J. HOWSE, H. DE STERCK, R. D. FALGOUT, S. MACLACHLAN, AND J. SCHRODER, *Parallel-in-time multigrid with adaptive spatial coarsening for the linear advection and inviscid Burgers equations*, SIAM Journal on Scientific Computing, 41 (2019), pp. A538–A565.
- [29] J. F. B. M. KRAAIJEVANGER, *Contractivity of Runge-Kutta methods*, BIT Numerical Mathematics, 31 (1991), pp. 482–528.
- [30] O. A. KRZYSIK, H. DE STERCK, S. P. MACLACHLAN, AND S. FRIEDHOFF, *On selecting coarse-grid operators for Parareal and MGRIT applied to linear advection*, arXiv preprint arXiv:1902.07757, (2019).
- [31] P. D. LAX AND R. D. RICHTMYER, *Survey of the Stability of Linear Finite Difference Equations*, Communications on Pure and Applied Mathematics, 9 (1956), pp. 267–293.
- [32] M. LECOUEVEZ, R. D. FALGOUT, C. S. WOODWARD, AND P. TOP, *A Parallel Multigrid Reduc-*

- tion in Time Method for Power Systems*, in Power and Energy Society General Meeting (PESGM), 2016, IEEE, 2016, pp. 1–5.
- [33] R. J. LEVEQUE, *Finite Difference Methods for Ordinary and Partial Differential Equations: Steady-State and Time-Dependent Problems*, vol. 98, SIAM, 2007.
  - [34] J.-L. LIONS, Y. MADAY, AND G. TURINICI, *A "parareal" in time discretization of PDE's*, Comptes Rendus de l'Académie des Sciences - Series I - Mathematics, 332 (2001), pp. 661–668.
  - [35] C. LUBICH AND A. OSTERMANN, *Multi-grid dynamic iteration for parabolic equations*, BIT Numerical Mathematics, 27 (1987), pp. 216–234.
  - [36] T. A. MANTEUFFEL, L. N. OLSON, J. B. SCHRODER, AND B. S. SOUTHWORTH, *A Root-node Based Algebraic Multigrid Method*, SIAM Journal on Scientific Computing, (accepted) (2017).
  - [37] J. NIEVERGELT, *Parallel Methods for Integrating Ordinary Differential Equations*, Commun. ACM, 7 (1964), pp. 731–733.
  - [38] D. RUPRECHT, *Wave propagation characteristics of parareal*, Computing and Visualization in Science, 19 (2018), pp. 1–17.
  - [39] C. SANDERSON AND R. CURTIN, *Armadillo: a template-based C++ library for linear algebra*, Journal of Open Source Software, (2016).
  - [40] ———, *A User-Friendly Hybrid Sparse Matrix Class in C++*, arXiv preprint arXiv:1805.03380, (2018).
  - [41] J. B. SCHRODER, *Parallelizing Over Artificial Neural Network Training Runs with Multigrid*, arXiv preprint arXiv:1708.02276, (2017).
  - [42] J. B. SCHRODER, R. D. FALGOUT, C. S. WOODWARD, P. TOP, AND M. LECOUEZ, *Parallel-in-Time Solution of Power Systems with Scheduled Events*, 2018 Power and Energy Society General Meeting (PESGM), IEEE, (2018).
  - [43] B. S. SOUTHWORTH, *Necessary conditions and tight two-level convergence bounds for parareal and multigrid reduction in time*, SIAM Journal on Matrix Analysis and Applications, 40 (2019), pp. 564–608.
  - [44] B. S. SOUTHWORTH, W. MITCHELL, AND A. HESSENTHALER, *Tight Two-level Convergence of Linear Parareal and MGRIT: Extensions and Implications in Practice*, (in preparation), (2019).
  - [45] R. SPECK, D. RUPRECHT, M. EMMETT, M. MINION, M. BOLTEN, AND R. KRAUSE, *A multi-level spectral deferred correction method*, BIT Numerical Mathematics, 55 (2015), pp. 843–867.
  - [46] R. SPECK, D. RUPRECHT, R. KRAUSE, M. EMMETT, M. L. MINION, M. WINKEL, AND P. GIBBON, *A massively space-time parallel N-body solver*, in Proceedings of the International Conference on High Performance Computing, Networking, Storage and Analysis, SC '12, Los Alamitos, CA, USA, 2012, IEEE Computer Society Press, pp. 92:1–92:11.
  - [47] S. VANDEWALLE AND E. VAN DE VELDE, *Space-time concurrent multigrid waveform relaxation*, Annals of Numerical Mathematics, 1 (1994), pp. 347–360.
  - [48] *XBraid: Parallel multigrid in time*. <http://llnl.gov/casc/xbraid>.
  - [49] X. YUE, S. SHU, X. XU, W. BU, AND K. PAN, *Parallel-in-Time with Fully Finite Element Multigrid for 2-D Space-fractional Diffusion Equations*, arXiv preprint arXiv:1805.06688, (2018).

# SUPPLEMENTARY MATERIALS: MULTILEVEL CONVERGENCE ANALYSIS OF MULTIGRID-REDUCTION-IN-TIME\*

ANDREAS HESSENTHALER<sup>†,\*</sup>, BEN S. SOUTHWORTH<sup>‡</sup>, DAVID NORDSLETTEN<sup>§</sup>,  
OLIVER RÖHRLE<sup>†</sup>, ROBERT D. FALGOUT<sup>¶</sup>, AND JACOB B. SCHRODER<sup>||</sup>

<sup>†</sup>*Institute for Modelling and Simulation of Biomechanical Systems, University of Stuttgart,  
Pfaffenwaldring 5a, 70569 Stuttgart, Germany*

<sup>‡</sup>*Department of Applied Mathematics, University of Colorado at Boulder, CO, USA*

<sup>§</sup>*School of Biomedical Engineering and Imaging Sciences, King's College London, 4th FL Rayne  
Institute, St Thomas Hospital, London, SE1 7EH*

<sup>¶</sup>*Center for Applied Scientific Computing, Lawrence Livermore National Laboratory, P.O. Box  
808, L-561, Livermore, CA 94551, USA*

<sup>||</sup>*Department of Mathematics and Statistics, University of New Mexico, 310 SMLC, Albuquerque,  
NM 87131, USA*

\*This work performed under the auspices of the U.S. Department of Energy by Lawrence Livermore  
National Laboratory under Contract DE-AC52-07NA27344, LLNL-JRNL-763460.

**SM1. Implementation of analytic and numerical bounds.** We provide a parallel C++ implementation of all derived bounds and approximate convergence factors as part of this manuscript and as open-source software.<sup>13</sup> The code takes the (complex or real) eigenvalues of the family of  $\Phi_\ell$  as input along with a definition of the desired MGRIT algorithm (V- or F-cycles, relaxation scheme, number of levels, coarsening factors, etc.) and computes the bound or approximate convergence factor values.

We further implemented functionality for the user to supply the eigenvalues of a spatial operator and to compute the respective eigenvalues of  $\Phi_\ell$  based on the stability function of a given Runge-Kutta time integration scheme and its Butcher tableau.

**SM2. Derivations: Bounds for MGRIT residual and error propagation.** Here, we present derivations and proofs that were omitted in Section 4.

**SM2.1. Two-level MGRIT with  $r$ FCF-relaxation.** The coarse-grid error propagator follows from Equation (3.3) for  $n_\ell = 2$ ,

$$\mathcal{E}_{rFCF}^{n_\ell=2,\Delta} = R_{I_0} \mathcal{E}_{rFCF}^{n_\ell=2} P_0 = (I - A_1^{-1} R_0 A_0 P_0) (I - R_0 A_0 P_0)^r$$

with,

$$(SM1) \quad R_0 A_0 P_0 = \begin{bmatrix} I & & & \\ -\Phi_0^{m_0} & I & & \\ & -\Phi_0^{m_0} & I & \\ & & \ddots & \ddots \end{bmatrix},$$

$$(SM2) \quad I - A_1^{-1} R_0 A_0 P_0 = - \begin{bmatrix} 0 & & & \\ \Phi_1 - \Phi_0^{m_0} & 0 & & \\ \Phi_1 (\Phi_1 - \Phi_0^{m_0}) & \Phi_1 - \Phi_0^{m_0} & 0 & \\ \vdots & & \ddots & \\ \Phi_1^{N_1-2} (\Phi_1 - \Phi_0^{m_0}) & \dots & & 0 \end{bmatrix},$$

---

<sup>13</sup>Github repository: [github.com/XBraid/XBraid-convergence-est](https://github.com/XBraid/XBraid-convergence-est)

and

$$\begin{aligned}
(I - R_0 A_0 P_0)^r &= \begin{bmatrix} 0 & & & \\ \Phi_0^{m_0} & 0 & & \\ & \Phi_0^{m_0} & 0 & \\ & & \ddots & \ddots \end{bmatrix} (I - R_0 A_0 P_0)^{r-1} \\
&= \begin{bmatrix} 0 & & & \\ 0 & & & \\ \Phi_0^{2m_0} & 0 & & \\ & \Phi_0^{2m_0} & 0 & \\ & & \ddots & \ddots \end{bmatrix} (I - R_0 A_0 P_0)^{r-2} \\
&= \dots = \begin{bmatrix} 0 & & & \\ \vdots & & & \\ 0 & & & \\ \Phi_0^{rm_0} & 0 & & \\ & \Phi_0^{rm_0} & 0 & \\ & & \ddots & \ddots \end{bmatrix}.
\end{aligned}$$

**SM2.2. Three-level V-cycles with F-relaxation.** Evaluating the error propagator in Equation (3.6) for a three-level V-cycle with F-relaxation on the coarse-grid yields,

$$\mathcal{E}_F^{n_\ell=3, \Delta} = R_{I_0} \mathcal{E}_F^{n_\ell=3} P_0 = I - [P_1 A_2^{-1} R_1 + S_1 (S_1^T A_1 S_1)^{-1} S_1^T] R_0 A_0 P_0,$$

where,

(SM3)

$$S_1 (S_1^T A_1 S_1)^{-1} S_1^T = \begin{bmatrix} 0 & & & & & & & & & & \\ & I & & & & & & & & & \\ & \Phi_1 & & & & & & & & & \\ & \Phi_1^2 & & I & & & & & & & \\ & \vdots & & \Phi_1 & & I & & & & & \\ & \Phi_1^{m_1-2} & & \Phi_1^{m_1-3} & \dots & \Phi_1 & I & & & & \\ & & & & & & 0 & & & & \\ & & & & & & & I & & & \\ & & & & & & & \Phi_1 & & & \\ & & & & & & & \Phi_1^2 & & & \\ & & & & & & & \vdots & & & \\ & & & & & & & \Phi_1^{m_1-2} & & & \\ & & & & & & & \Phi_1^{m_1-3} & \dots & \Phi_1 & I \\ & & & & & & & & & & 0 \\ & & & & & & & & & & \ddots \\ & & & & & & & & & & 0 \end{bmatrix}$$

and  
(SM4)

$$P_1 A_2^{-1} R_1 = \begin{bmatrix} I & & & & \\ \Phi_1 & & & & \\ \Phi_1^2 & & & & \\ \vdots & & & & \\ \Phi_1^{m_1-1} & & & & \\ \Phi_2 & \Phi_1^{m_1-1} & \Phi_1^{m_1-2} & \dots & I \\ \Phi_1 \Phi_2 & \Phi_1 \Phi_1^{m_1-1} & \Phi_1 \Phi_1^{m_1-2} & \dots & \Phi_1 \\ \vdots & \vdots & \vdots & & \vdots \\ \Phi_1^{m_1-1} \Phi_2 & \Phi_1^{m_1-1} \Phi_1^{m_1-1} & \Phi_1^{m_1-1} \Phi_1^{m_1-2} & \dots & \Phi_1^{m_1-1} \\ \vdots & \vdots & \vdots & & \vdots \\ \vdots & \vdots & \vdots & & \vdots \\ \Phi_2^{N_2-2} & \Phi_2^{N_2-3} \Phi_1^{m_1-1} & \Phi_2^{N_2-3} \Phi_1^{m_1-2} & \dots & \Phi_2^{N_2-3} \\ \Phi_1 \Phi_2^{N_2-2} & \Phi_1 \Phi_2^{N_2-3} \Phi_1^{m_1-1} & \Phi_1 \Phi_2^{N_2-3} \Phi_1^{m_1-2} & \dots & \Phi_1 \Phi_2^{N_2-3} \\ \vdots & \vdots & \vdots & & \vdots \\ \Phi_1^{m_1-1} \Phi_2^{N_2-2} & \Phi_1^{m_1-1} \Phi_2^{N_2-3} \Phi_1^{m_1-1} & \Phi_1^{m_1-1} \Phi_2^{N_2-3} \Phi_1^{m_1-2} & \dots & \Phi_1^{m_1-1} \Phi_2^{N_2-3} \\ \Phi_2^{N_2-1} & \Phi_2^{N_2-2} \Phi_1^{m_1-1} & \Phi_2^{N_2-2} \Phi_1^{m_1-2} & \dots & \Phi_2^{N_2-2} \end{bmatrix}.$$

With (SM1), (SM3) and (SM4) follows the nilpotent operator,  
(SM5)

$$\mathcal{E}_F^{n_\ell=3,\Delta} = \begin{bmatrix} 0 & & & \\ \Phi_0^{m_0} - \Phi_1 & & & \\ \Phi_1(\Phi_0^{m_0} - \Phi_1) & \Phi_0^{m_0} - \Phi_1 & & \\ \Phi_1^2(\Phi_0^{m_0} - \Phi_1) & \Phi_1(\Phi_0^{m_0} - \Phi_1) & \Phi_0^{m_0} - \Phi_1 & \\ \vdots & \vdots & \vdots & \ddots \\ \Phi_1^{m_1-2}(\Phi_0^{m_0} - \Phi_1) & \Phi_1^{m_1-3}(\Phi_0^{m_0} - \Phi_1) & \Phi_1^{m_1-4}(\Phi_0^{m_0} - \Phi_1) & \\ \Phi_1^{m_1-1}\Phi_0^{m_0} - \Phi_2 & \Phi_1^{m_1-2}(\Phi_0^{m_0} - \Phi_1) & \Phi_1^{m_1-3}(\Phi_0^{m_0} - \Phi_1) & \\ \Phi_1(\Phi_1^{m_1-1}\Phi_0^{m_0} - \Phi_2) & \Phi_1\Phi_1^{m_1-2}(\Phi_0^{m_0} - \Phi_1) & \Phi_1\Phi_1^{m_1-3}(\Phi_0^{m_0} - \Phi_1) & \\ \vdots & \vdots & \vdots & \\ \Phi_1^{m_1-1}(\Phi_1^{m_1-1}\Phi_0^{m_0} - \Phi_2) & \Phi_1^{m_1-1}\Phi_1^{m_1-2}(\Phi_0^{m_0} - \Phi_1) & \Phi_1^{m_1-1}\Phi_1^{m_1-3}(\Phi_0^{m_0} - \Phi_1) & \\ \vdots & \vdots & \vdots & \\ \vdots & \vdots & \vdots & \\ \Phi_2^{N_2-3}(\Phi_1^{m_1-1}\Phi_0^{m_0} - \Phi_2) & \Phi_2^{N_2-3}\Phi_1^{m_1-2}(\Phi_0^{m_0} - \Phi_1) & \Phi_2^{N_2-3}\Phi_1^{m_1-3}(\Phi_0^{m_0} - \Phi_1) & \\ \Phi_1\Phi_2^{N_2-3}(\Phi_1^{m_1-1}\Phi_0^{m_0} - \Phi_2) & \Phi_1\Phi_2^{N_2-3}\Phi_1^{m_1-2}(\Phi_0^{m_0} - \Phi_1) & \Phi_1\Phi_2^{N_2-3}\Phi_1^{m_1-3}(\Phi_0^{m_0} - \Phi_1) & \\ \vdots & \vdots & \vdots & \\ \Phi_1^{m_1-1}\Phi_2^{N_2-3}(\Phi_1^{m_1-1}\Phi_0^{m_0} - \Phi_2) & \Phi_1^{m_1-1}\Phi_2^{N_2-3}\Phi_1^{m_1-2}(\Phi_0^{m_0} - \Phi_1) & \Phi_1^{m_1-1}\Phi_2^{N_2-3}\Phi_1^{m_1-3}(\Phi_0^{m_0} - \Phi_1) & \\ \Phi_2^{N_2-2}(\Phi_1^{m_1-1}\Phi_0^{m_0} - \Phi_2) & \Phi_2^{N_2-2}\Phi_1^{m_1-2}(\Phi_0^{m_0} - \Phi_1) & \Phi_2^{N_2-2}\Phi_1^{m_1-3}(\Phi_0^{m_0} - \Phi_1) & \dots \end{bmatrix}.$$

**SM2.2.1. Four-level V-cycles with F-relaxation.** Evaluating the error propagator in Equation (3.6) for a four-level V-cycle with F-relaxation on the coarse-grid yields,

$$\begin{aligned} \mathcal{E}_F^{n_\ell=4,\Delta} &= R_{I_0} \mathcal{E}_F^{n_\ell=4} P_0 \\ &= I - [P_1 P_2 A_3^{-1} R_2 R_1 + S_1 (S_1^T A_1 S_1)^{-1} S_1^T + P_1 S_2 (S_2^T A_2 S_2)^{-1} S_2^T R_1] R_0 A_0 P_0, \end{aligned}$$

where,

$$4 \quad (\text{SM6}) \quad P_1 S_2 (S_2^T A_2 S_2)^{-1} S_2^T R_1 =$$

and,

(SM7)

$$P_1 P_2 A_3^{-1} R_2 R_1 = \begin{bmatrix} I & & & & & \\ \vdots & & & & & \\ \Phi_2 & & & & & \\ \vdots & & & & & \\ \Phi_1^{m_1-1} \Phi_2^{m_2-1} & & & & & \\ \vdots & & & & & \\ \Phi_3 & & & & & \\ \vdots & & & & & \\ \Phi_1^{m_1-1} \Phi_3 & & & & & \\ \vdots & & & & & \\ \Phi_2^{m_2-1} \Phi_3 & & & & & \\ \vdots & & & & & \\ \Phi_1^{m_1-1} \Phi_2^{m_2-1} \Phi_3 & & & & & \\ \vdots & & & & & \\ \Phi_1^{m_1-1} \Phi_3^{N_3-2} & & & & & \\ \vdots & & & & & \\ \Phi_2 \Phi_3^{N_3-2} & & & & & \\ \vdots & & & & & \\ \Phi_1^{m_1-1} \Phi_2 \Phi_3^{N_3-2} & & & & & \\ \vdots & & & & & \\ \Phi_2^{m_2-1} \Phi_3^{N_3-2} & & & & & \\ \vdots & & & & & \\ \Phi_1^{m_1-1} \Phi_2^{m_2-1} \Phi_3^{N_3-2} & & & & & \\ \vdots & & & & & \\ \Phi_3^{N_3-1} & & & & & \end{bmatrix}$$

The sum of (SM3), (SM6) and (SM7) yields,

$$P_1 P_2 A_3^{-1} R_2 R_1 + S_1 (S_1^T A_1 S_1)^{-1} S_1^T + P_1 S_2 (S_2^T A_2 S_2)^{-1} S_2^T R_1$$

$$(SM8) = \begin{bmatrix} I & & & & & \\ \Phi_1 & & & & & \\ \vdots & & & & & \\ \Phi_2 & & & & & \\ \vdots & & & & & \\ \Phi_1^{m_1-1} & & & & & \\ \vdots & & & & & \\ \Phi_3 & & & & & \\ \vdots & & & & & \\ \Phi_1^{m_1-1} \Phi_3 & & & & & \\ \vdots & & & & & \\ \Phi_2^{m_2-1} \Phi_3 & & & & & \\ \vdots & & & & & \\ \Phi_1^{m_1-1} \Phi_2^{m_2-1} \Phi_3 & & & & & \\ \vdots & & & & & \\ \Phi_1^{m_1-1} \Phi_3^{N_3-2} & & & & & \\ \vdots & & & & & \\ \Phi_2 \Phi_3^{N_3-2} & & & & & \\ \vdots & & & & & \\ \Phi_1^{m_1-1} \Phi_2 \Phi_3^{N_3-2} & & & & & \\ \vdots & & & & & \\ \Phi_2^{m_2-1} \Phi_3^{N_3-2} & & & & & \\ \vdots & & & & & \\ \Phi_1^{m_1-1} \Phi_2^{m_2-1} \Phi_3^{N_3-2} & & & & & \\ \vdots & & & & & \\ \Phi_3^{N_3-1} & & & & & \end{bmatrix}$$

where we notice that the sparsity patterns are non-overlapping. Then, the error propagator is given as,





This yields the following result.

**THEOREM SM2.1.** *Let  $\{\Phi_\ell\}$  be simultaneously diagonalizable by the same unitary transformation  $X$ , with eigenvalues  $\{\lambda_{\ell,k}\}$ ,  $|\lambda_{\ell,k}| < 1$ . Then, the worst case convergence factor of four-level MGRIT with  $F$ -relaxation is bounded by,*

$$(SM10) \quad c_f \leq \sqrt{\|\mathcal{E}_F^{n_\ell=4,\Delta}\|_1 \|\mathcal{E}_F^{n_\ell=4,\Delta}\|_\infty},$$

and  $\|\mathcal{E}_F^{n_\ell=4,\Delta}\|_1$  and  $\|\mathcal{E}_F^{n_\ell=4,\Delta}\|_\infty$  are given analytically as,

$$\|\mathcal{E}_F^{n_\ell=4,\Delta}\|_1 = \max_{\substack{1 \leq k \leq N_x \\ 0 \leq d \leq m_1 m_2 - 1}} s_d^{col}(k), \quad \|\mathcal{E}_F^{n_\ell=4,\Delta}\|_\infty = \max_{\substack{1 \leq k \leq N_x \\ 0 \leq d \leq m_1 m_2 - 1}} s_d^{row}(k),$$

where the column and row sums,  $s_d^{col}$  and  $s_d^{row}$  (row and column subscripts  $d$ ), are defined as follows. The absolute column sums of the first CF-interval on level 1 are given as,

$$\begin{aligned} s_0^{col}(k) &= |\lambda_{3,k}|^{N_3-2} |\lambda_{3,k} - \lambda_{0,k}^{m_0} \lambda_{1,k}^{m_1-1} \lambda_{2,k}^{m_2-1}| \\ &+ |\lambda_{3,k} - \lambda_{0,k}^{m_0} \lambda_{1,k}^{m_1-1} \lambda_{2,k}^{m_2-1}| \frac{1 - |\lambda_{3,k}|^{N_3-2}}{1 - |\lambda_{3,k}|} \frac{1 - |\lambda_{2,k}|^{m_2}}{1 - |\lambda_{2,k}|} \frac{1 - |\lambda_{1,k}|^{m_1}}{1 - |\lambda_{1,k}|} \\ &+ |\lambda_{2,k} - \lambda_{0,k}^{m_0} \lambda_{1,k}^{m_1-1}| \frac{1 - |\lambda_{2,k}|^{m_2-1}}{1 - |\lambda_{2,k}|} \frac{1 - |\lambda_{1,k}|^{m_1}}{1 - |\lambda_{1,k}|} + |\lambda_{1,k} - \lambda_{0,k}^{m_0}| \frac{1 - |\lambda_{1,k}|^{m_1-1}}{1 - |\lambda_{1,k}|}, \end{aligned}$$

corresponding to the first C-point on level 1. Next,

$$\begin{aligned} s_{m_1(m_2-j)}^{col}(k) &= |\lambda_{2,k} - \lambda_{0,k}^{m_0} \lambda_{1,k}^{m_1-1}| \left( \sum_{p=0}^{j-2} |\lambda_{2,k}|^p \right) \frac{1 - |\lambda_{1,k}|^{m_1}}{1 - |\lambda_{1,k}|} + |\lambda_{1,k} - \lambda_{0,k}^{m_0}| \frac{1 - |\lambda_{1,k}|^{m_1-1}}{1 - |\lambda_{1,k}|} \\ &+ |\lambda_{2,k}|^{j-1} |\lambda_{2,k} - \lambda_{0,k}^{m_0} \lambda_{1,k}^{m_1-1}| \left[ |\lambda_{3,k}|^{N_3-2} + \frac{1 - |\lambda_{3,k}|^{N_3-2}}{1 - |\lambda_{3,k}|} \frac{1 - |\lambda_{2,k}|^{m_2}}{1 - |\lambda_{2,k}|} \frac{1 - |\lambda_{1,k}|^{m_1-1}}{1 - |\lambda_{1,k}|} \right], \end{aligned}$$

for  $j = 1, \dots, m_2 - 1$ , corresponding to the interior level 2 C-points of the first CF-interval on level 1. Lastly,

$$\begin{aligned} s_{m_1(m_2-j)-r-1}^{col}(k) &= |\lambda_{1,k} - \lambda_{0,k}^{m_0}| \left[ \left( \sum_{q=0}^{m_1-1} |\lambda_{1,k}|^q \right) \left( \sum_{p=0}^{j-1} |\lambda_{2,k}|^p \right) + \left( \sum_{q=0}^{r-1} |\lambda_{1,k}|^q \right) \right] \\ &+ |\lambda_{2,k}|^j |\lambda_{1,k}|^r |\lambda_{1,k} - \lambda_{0,k}^{m_0}| \left[ |\lambda_{3,k}|^{N_3-2} + \frac{1 - |\lambda_{3,k}|^{N_3-2}}{1 - |\lambda_{3,k}|} \frac{1 - |\lambda_{2,k}|^{m_2}}{1 - |\lambda_{2,k}|} \frac{1 - |\lambda_{1,k}|^{m_1}}{1 - |\lambda_{1,k}|} \right], \end{aligned}$$

for  $j = 0, \dots, m_2 - 1$  and  $r = 0, \dots, m_1 - 2$ , corresponding to the level 2 F-points of the first CF-interval on level 1.

The absolute row sums of the last FC-interval on level 1 are given as,

$$\begin{aligned} s_{N_1-1}^{row}(k) &= \frac{1 - |\lambda_{3,k}|^{N_3-1}}{1 - |\lambda_{3,k}|} \left[ |\lambda_{1,k} - \lambda_{0,k}^{m_0}| \frac{1 - |\lambda_{2,k}|^{m_2}}{1 - |\lambda_{2,k}|} \frac{1 - |\lambda_{1,k}|^{m_1-1}}{1 - |\lambda_{1,k}|} \right. \\ &\quad \left. + |\lambda_{2,k} - \lambda_{0,k}^{m_0} \lambda_{1,k}^{m_1-1}| \frac{1 - |\lambda_{2,k}|^{m_2-1}}{1 - |\lambda_{2,k}|} + |\lambda_{3,k} - \lambda_{0,k}^{m_0} \lambda_{1,k}^{m_1-1} \lambda_{2,k}^{m_2-1}| \right], \end{aligned}$$

corresponding to the last C-point on level 1. Next,

$$s_{N_1-1-m_1 m_2+j m_1}^{row}(k) = \frac{1 - |\lambda_{2,k}|^j}{1 - |\lambda_{2,k}|} \left[ |\lambda_{1,k} - \lambda_{0,k}^{m_0}| \frac{1 - |\lambda_{1,k}|^{m_1-1}}{1 - |\lambda_{1,k}|} + |\lambda_{2,k} - \lambda_{0,k}^{m_0} \lambda_{1,k}^{m_1-1}| \right]$$

$$\begin{aligned}
& + |\lambda_{2,k}|^j \frac{1 - |\lambda_{3,k}|^{N_3-2}}{1 - |\lambda_{3,k}|} \left[ |\lambda_{1,k} - \lambda_{0,k}^{m_0}| \frac{1 - |\lambda_{2,k}|^{m_2}}{1 - |\lambda_{2,k}|} \frac{1 - |\lambda_{1,k}|^{m_1-1}}{1 - |\lambda_{1,k}|} \right. \\
& \left. + |\lambda_{2,k} - \lambda_{0,k}^{m_0} \lambda_{1,k}^{m_1-1}| \frac{1 - |\lambda_{2,k}|^{m_2-1}}{1 - |\lambda_{2,k}|} + |\lambda_{3,k} - \lambda_{0,k}^{m_0} \lambda_{1,k}^{m_1-1} \lambda_{2,k}^{m_2-1}| \right],
\end{aligned}$$

for  $j = 1, \dots, m_2 - 1$ , corresponding to the interior  $C$ -points of the last  $FC$ -interval on level 1. Lastly,

$$\begin{aligned}
s_{N_1-1-m_1m_2+r+jm_1}^{row}(k) = & |\lambda_{1,k}|^r |\lambda_{2,k}|^j \frac{1 - |\lambda_{3,k}|^{N_3-2}}{1 - |\lambda_{3,k}|} \left[ |\lambda_{2,k} - \lambda_{0,k}^{m_0} \lambda_{1,k}^{m_1-1}| \frac{1 - |\lambda_{2,k}|^{m_2-1}}{1 - |\lambda_{2,k}|} + |\lambda_{3,k} - \lambda_{0,k}^{m_0} \lambda_{1,k}^{m_1-1} \lambda_{2,k}^{m_2-1}| \right] \\
& + |\lambda_{1,k}|^r \left( \sum_{q=0}^{j-1} |\lambda_{2,k}|^q \right) \left[ |\lambda_{2,k} - \lambda_{0,k}^{m_0} \lambda_{1,k}^{m_1-1}| + |\lambda_{1,k} - \lambda_{0,k}^{m_0}| \frac{1 - |\lambda_{1,k}|^{m_1-1}}{1 - |\lambda_{1,k}|} \right] \\
& + |\lambda_{1,k}|^r |\lambda_{1,k} - \lambda_{0,k}^{m_0}| \frac{1 - |\lambda_{3,k}|^{N_3-2}}{1 - |\lambda_{3,k}|} \frac{1 - |\lambda_{2,k}|^{m_2}}{1 - |\lambda_{2,k}|} \frac{1 - |\lambda_{1,k}|^{m_1-1}}{1 - |\lambda_{1,k}|} + |\lambda_{1,k} - \lambda_{0,k}^{m_0}| \frac{1 - |\lambda_{1,k}|^r}{1 - |\lambda_{1,k}|},
\end{aligned}$$

for  $j = 0, \dots, m_2 - 1$  and  $r = 1, \dots, m_1 - 1$ , corresponding to the  $F$ -points of the last  $FC$ -interval on level 1.

*Proof.* The proof is analogous to Theorem 4.9.  $\square$

**Remark SM2.2.** We note, that evaluating the  $2m_1m_2$  analytic formulae in Theorem SM2.1 significantly reduces the time complexity of evaluating Equation (SM10) compared to constructing  $\mathcal{E}_F^{n_\ell=4,\Delta}$  numerically and computing  $\|\mathcal{E}_F^{n_\ell=4,\Delta}\|_1$  and  $\|\mathcal{E}_F^{n_\ell=4,\Delta}\|_\infty$ .

**SM2.2.2. Three-level V-cycles with FCF-relaxation.** Following the same approach as in the previous sections, we can find the following result for three-level V-cycles with FCF-relaxation.

**THEOREM SM2.3.** *Let  $\{\Phi_\ell\}$  be simultaneously diagonalizable by the same unitary transformation  $X$ , with eigenvalues  $\{\lambda_{\ell,k}\}$ ,  $|\lambda_{\ell,k}| < 1$ . Then, the worst case convergence factor of three-level MGRIT with FCF-relaxation is bounded by,*

$$(SM11) \quad c_f \leq \sqrt{\|\mathcal{E}_{FCF}^{n_\ell=3,\Delta}\|_1 \|\mathcal{E}_{FCF}^{n_\ell=3,\Delta}\|_\infty},$$

and  $\|\mathcal{E}_F^{n_\ell=3,\Delta}\|_1$  and  $\|\mathcal{E}_F^{n_\ell=3,\Delta}\|_\infty$  are given analytically as,

$$\|\mathcal{E}_{FCF}^{n_\ell=3,\Delta}\|_1 = \max_{\substack{1 \leq k \leq N_x \\ 0 \leq d \leq m_1m_2-1}} s_d^{col}(k), \quad \|\mathcal{E}_{FCF}^{n_\ell=3,\Delta}\|_\infty = \max_{\substack{1 \leq k \leq N_x \\ 0 \leq d \leq m_1m_2-1}} s_d^{row}(k).$$

The absolute column sums of the first  $CF$ -interval on level 1 are given as,

$$s_0^{col}(k) = |\lambda_{0,k}|^{m_0} |\lambda_{1,k} - \lambda_{0,k}^{m_0}| \left[ |\lambda_{1,k}|^{m_1-1} \left( |\lambda_{2,k}|^{N_2-3} + \frac{1 - |\lambda_{2,k}|^{N_2-3}}{1 - |\lambda_{2,k}|} \frac{1 - |\lambda_{1,k}|^{m_1}}{1 - |\lambda_{1,k}|} \right) + \frac{1 - |\lambda_{1,k}|^{m_1-1}}{1 - |\lambda_{1,k}|} \right],$$

corresponding to the last  $F$ -point on level 1. Next,

$$\begin{aligned}
s_{m_1-2}^{col}(k) = & |\lambda_{0,k}|^{m_0} \left[ |\lambda_{1,k} - \lambda_{0,k}^{m_0}| \frac{1 - |\lambda_{1,k}|^{m_1}}{1 - |\lambda_{1,k}|} \right. \\
& \left. + |\lambda_{1,k}| |\lambda_{2,k} - \lambda_{0,k}^{m_0} \lambda_{1,k}^{m_1-1}| \left( |\lambda_{2,k}|^{N_2-3} + \frac{1 - |\lambda_{2,k}|^{N_2-3}}{1 - |\lambda_{2,k}|} \frac{1 - |\lambda_{1,k}|^{m_1}}{1 - |\lambda_{1,k}|} \right) \right],
\end{aligned}$$

corresponding to the first  $C$ -point on level 1 if  $m_1 = 2$ , or the penultimate  $F$ -point on level 1 if  $m_1 > 2$ . Lastly, if  $m_1 > 2$ ,

$$s_{m_1-2-j}^{col}(k) = |\lambda_{0,k}|^{m_0} |\lambda_{1,k}|^j |\lambda_{1,k} - \lambda_{0,k}^{m_0}| \left[ |\lambda_{2,k}|^{N_2-2} + \frac{1 - |\lambda_{1,k}|^j}{1 - |\lambda_{1,k}|} + \frac{1 - |\lambda_{2,k}|^{N_2-2}}{1 - |\lambda_{2,k}|} \frac{1 - |\lambda_{1,k}|^{m_1}}{1 - |\lambda_{1,k}|} \right],$$

for  $j = 1, \dots, m_1 - 2$ , corresponding to the first  $C$ -point and the following  $F$ -points on level 1.

The absolute row sums of the last  $FC$ -interval on level 1 are given as,

$$s_{N_1-1}^{row}(k) = |\lambda_{0,k}|^{m_0} |\lambda_{1,k}| |\lambda_{2,k} - \lambda_{0,k}^{m_0} \lambda_{1,k}^{m_1-1}| \frac{1 - |\lambda_{2,k}|^{N_2-2}}{1 - |\lambda_{2,k}|} \\ + |\lambda_{0,k}|^{m_0} \left[ |\lambda_{1,k} - \lambda_{0,k}^{m_0}| \left( 1 + |\lambda_{1,k}| \frac{1 - |\lambda_{2,k}|^{N_2-2}}{1 - |\lambda_{2,k}|} \frac{1 - |\lambda_{1,k}|^{m_1-1}}{1 - |\lambda_{1,k}|} + |\lambda_{1,k}| |\lambda_{2,k}|^{N_2-2} \left( \sum_{q=0}^{m_1-3} |\lambda_{1,k}|^q \right) \right) \right],$$

corresponding to the last  $C$ -point on level 1, and,

$$s_{N_1-m_1+j}^{row}(k) = |\lambda_{0,k}|^{m_0} \left[ |\lambda_{1,k} - \lambda_{0,k}^{m_0}| \frac{1 - |\lambda_{1,k}|^{j+2}}{1 - |\lambda_{1,k}|} \right. \\ \left. + |\lambda_{1,k}|^{j+2} \frac{1 - |\lambda_{2,k}|^{N_2-3}}{1 - |\lambda_{2,k}|} \left( |\lambda_{2,k} - \lambda_{0,k}^{m_0} \lambda_{1,k}^{m_1-1}| + |\lambda_{1,k} - \lambda_{0,k}^{m_0}| \frac{1 - |\lambda_{1,k}|^{m_1-1}}{1 - |\lambda_{1,k}|} \right) \right],$$

for  $j = 0, \dots, m_1 - 2$ , corresponding to the preceding  $F$ -points on level 1.

*Proof.* The proof is analogous to Theorem 4.9.  $\square$

### SM3. Butcher tableaux of SDIRK schemes.

$\begin{array}{c c} 1 & 1 \\ \hline & 1 \end{array}$	$\begin{array}{c cc} 1-\gamma & 1-\gamma & 0 \\ \hline \gamma & 2\gamma-1 & 1-\gamma \\ & 1/2 & 1/2 \end{array}$	$\begin{array}{c ccc} q & q & 0 & 0 \\ \hline s & s-q & q & 0 \\ 1 & r & 1-q-r & q \\ & r & 1-q-r & q \end{array}$
--	--	--

Table 1: Butcher tableau for L-stable SDIRK scheme of orders 1 - 3 with  $\gamma = 1/\sqrt{2}$ ,  $q = 0.4358665215\dots$ ,  $r = 1.2084966491\dots$  and  $s = 0.7179332607\dots$ ; See [4].

$1/4$	$1/4$	$0$	$0$	$0$	$0$
$3/4$	$1/2$	$1/4$	$0$	$0$	$0$
$11/20$	$17/50$	$-1/25$	$1/4$	$0$	$0$
$1/2$	$371/1360$	$-137/2720$	$15/544$	$1/4$	$0$
$1$	$25/24$	$-49/48$	$125/16$	$-85/12$	$1/4$
	$25/24$	$-49/48$	$125/16$	$-85/12$	$1/4$

Table 2: Butcher tableau for L-stable SDIRK scheme of orders 4; See [5], Appendix C.

$\begin{array}{c cc} 1/4 & 1/4 & 0 \\ \hline 3/4 & 1/2 & 1/4 \\ & 1/2 & 1/2 \end{array}$	$\begin{array}{c cc} \gamma & \gamma & 0 \\ \hline 1-\gamma & 1-2\gamma & \gamma \\ & 1/2 & 1/2 \end{array}$	$\begin{array}{c ccc} q & q & 0 & 0 \\ \hline 1/2 & 1/2-q & q & 0 \\ 1-q & 2q & 1-4q & q \\ & r & 1-2r & r \end{array}$
--	--	---

Table 3: Butcher tableau for A-stable SDIRK scheme of orders 2 - 4 with  $\gamma = (3 + \sqrt{3})/6$ ,  $q = \cos(\pi/18)/\sqrt{3} + 1/2$  and  $r = 1/(6(2q - 1)^2)$ ; See [1].

**SM4. Numerical results.**

**SM4.1. Initial condition.**

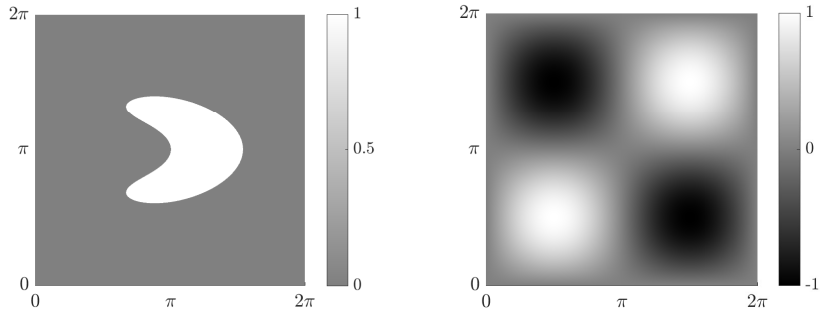


Fig. SM1: Initial condition for 2D wave equation (left) and 2D diffusion equation (right).

**SM4.2. Isotropic diffusion equation.**

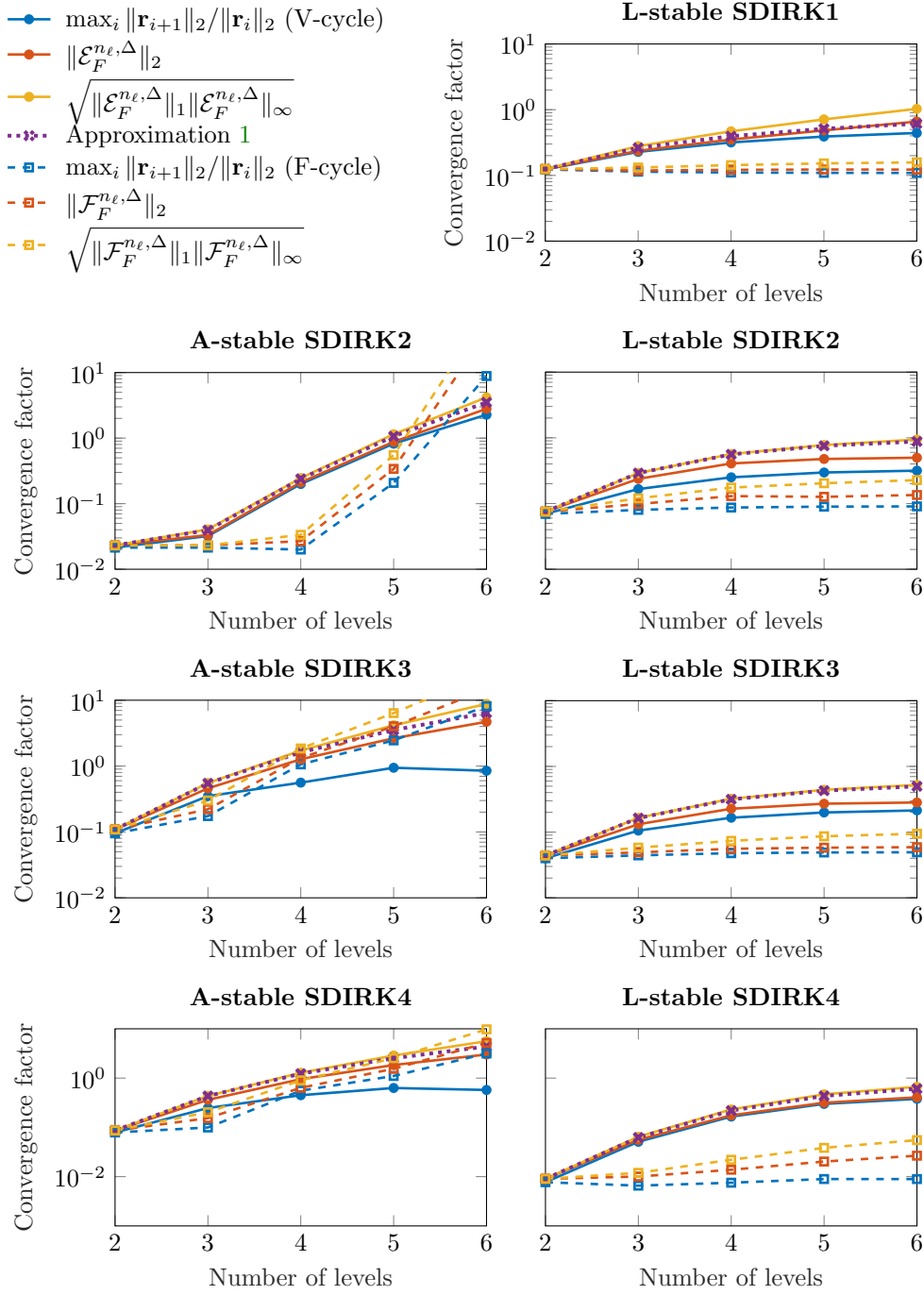


Fig. SM2: Isotropic diffusion: Comparison of V- and F-cycle MGRIT with F-relaxation. Convergence of A-stable schemes deteriorates much quicker with a growing number of time grid levels and V-cycle MGRIT than for L-stable schemes and V-cycle MGRIT. The convergence factor for L-stable schemes and F-cycle MGRIT is almost constant.

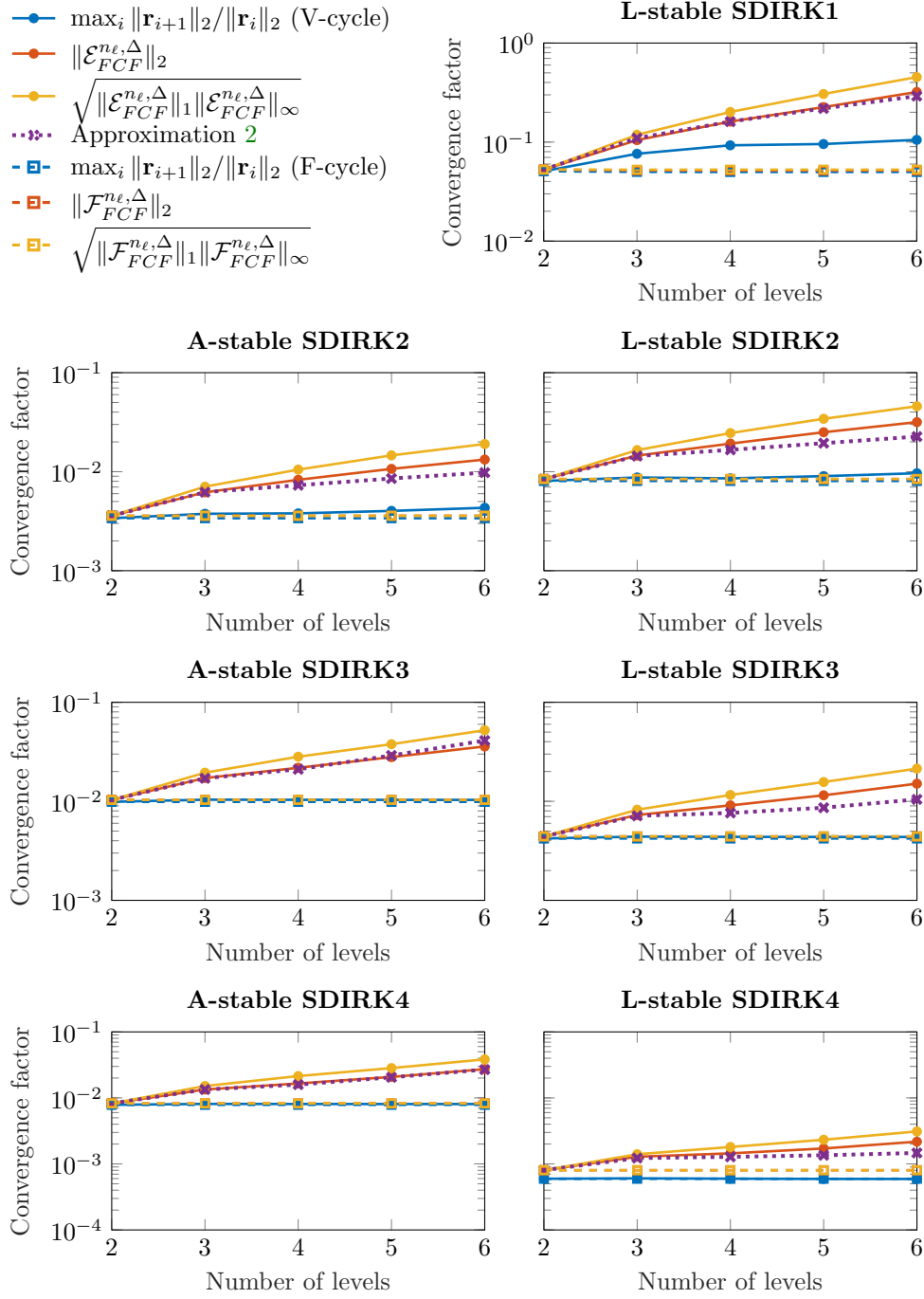


Fig. SM3: Isotropic diffusion: Comparison of V- and F-cycle MGRIT with FCF-relaxation. Convergence of A-stable and L-stable schemes deteriorates only slightly for an MGRIT V-cycle algorithm. On the other hand, the convergence factor for an F-cycle MGRIT algorithm is constant for all considered RK schemes and cases.

### SM4.3. Anisotropic diffusion equation.

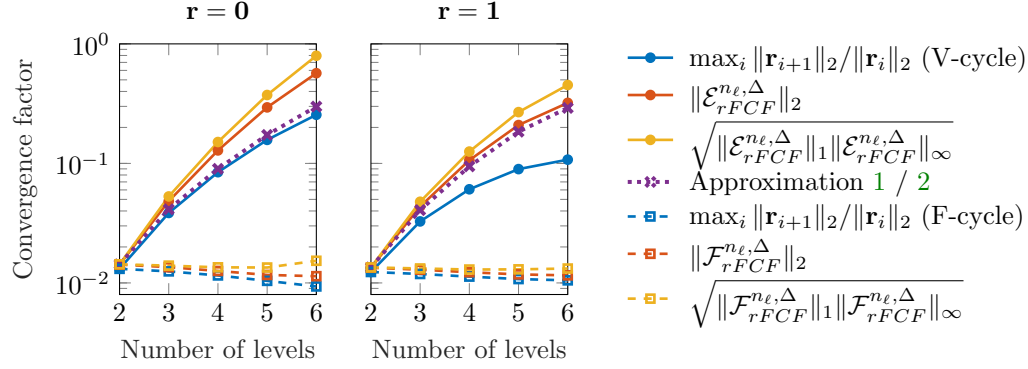


Fig. SM4: Anisotropic diffusion: Comparison of V- and F-cycle MGRIT with F-relaxation ( $r = 0$ ) and FCF-relaxation ( $r = 1$ ). With a growing number of time grids, the convergence factor increases relatively quickly for V-cycle MGRIT. On the other hand, F-cycle MGRIT yields a nearly constant convergence factor, and thus, a more robust algorithm.

### SM4.4. Wave equation.

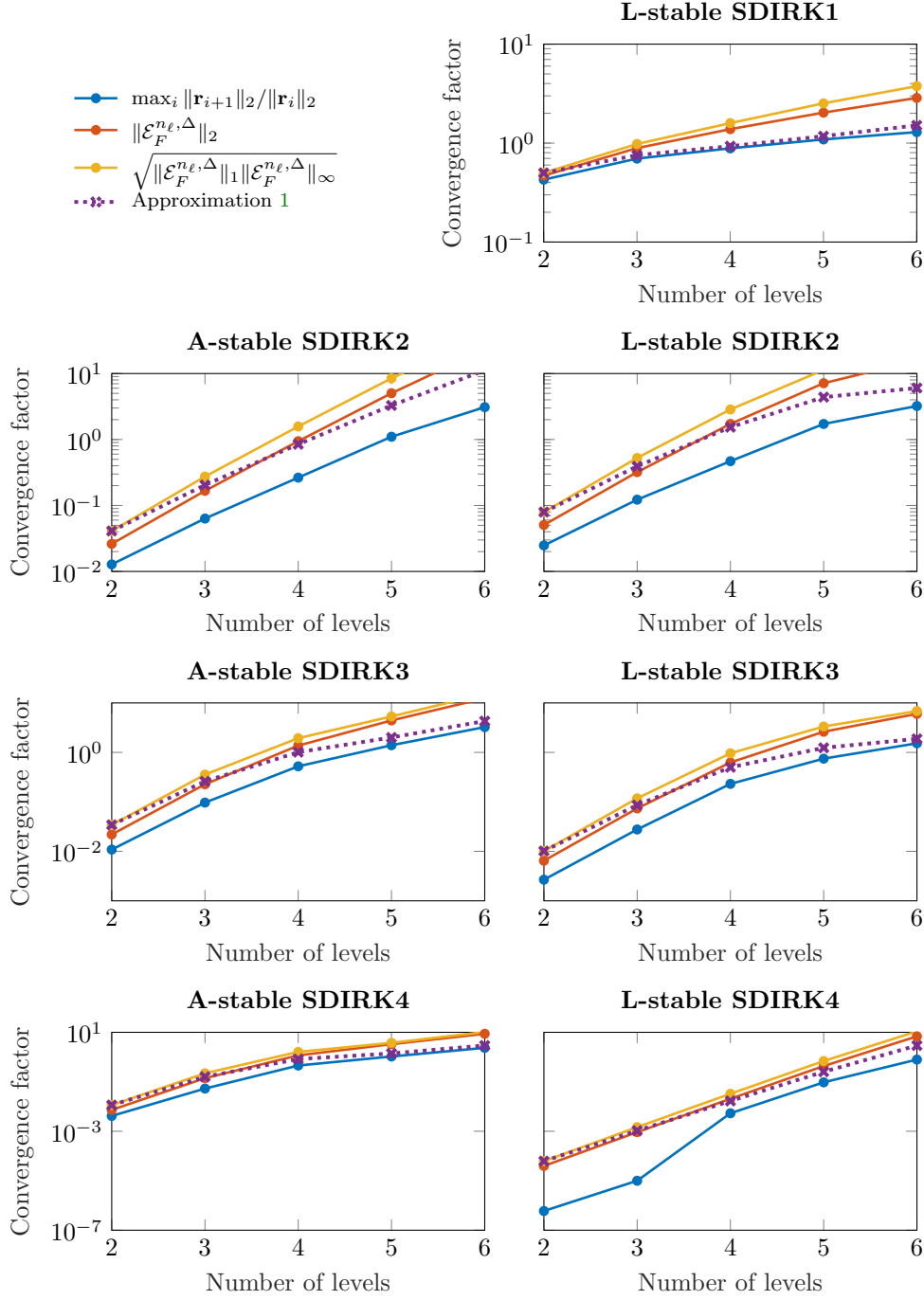


Fig. SM5: Wave equation: Observed convergence and predicted upper bounds on convergence of MGRIT with V-cycles and F-relaxation shows very similar trends as for MGRIT with V-cycles and FCF-relaxation, see Figure SM6. This shows that switching from F-relaxation to FCF-relaxation alone is not sufficient to yield a robust MGRIT algorithm for the wave equation (and likely, other hyperbolic PDEs).



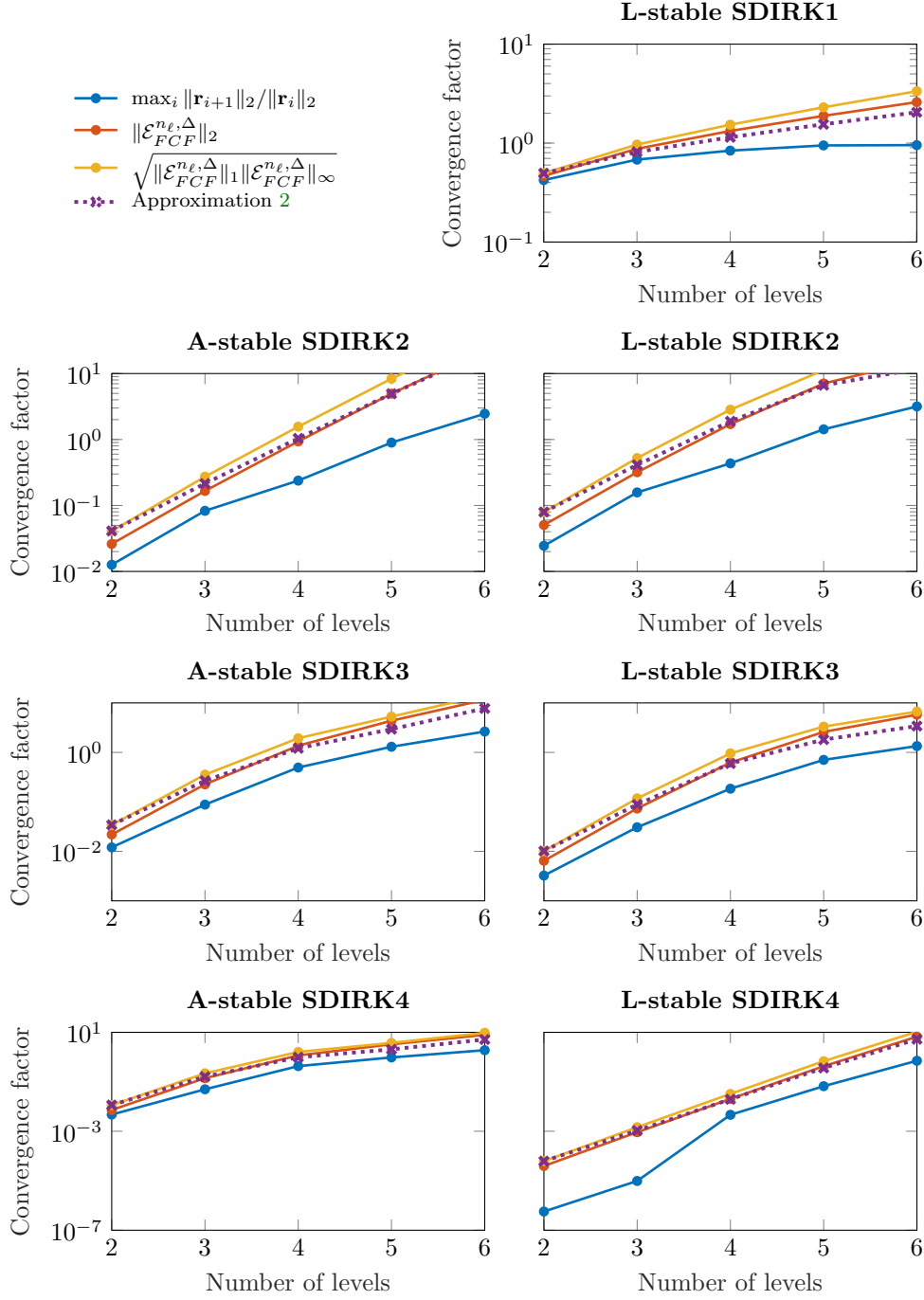


Fig. SM6: Wave equation: The convergence factor of MGRIT with V-cycles and FCF-relaxation increases substantially with a growing number of time grid levels and eventually exceeds 1. This means that in the worst case, MGRIT V-cycles yields a divergent algorithm, which is in line with observations for hyperbolic PDEs in the literature [10, 11, 25].

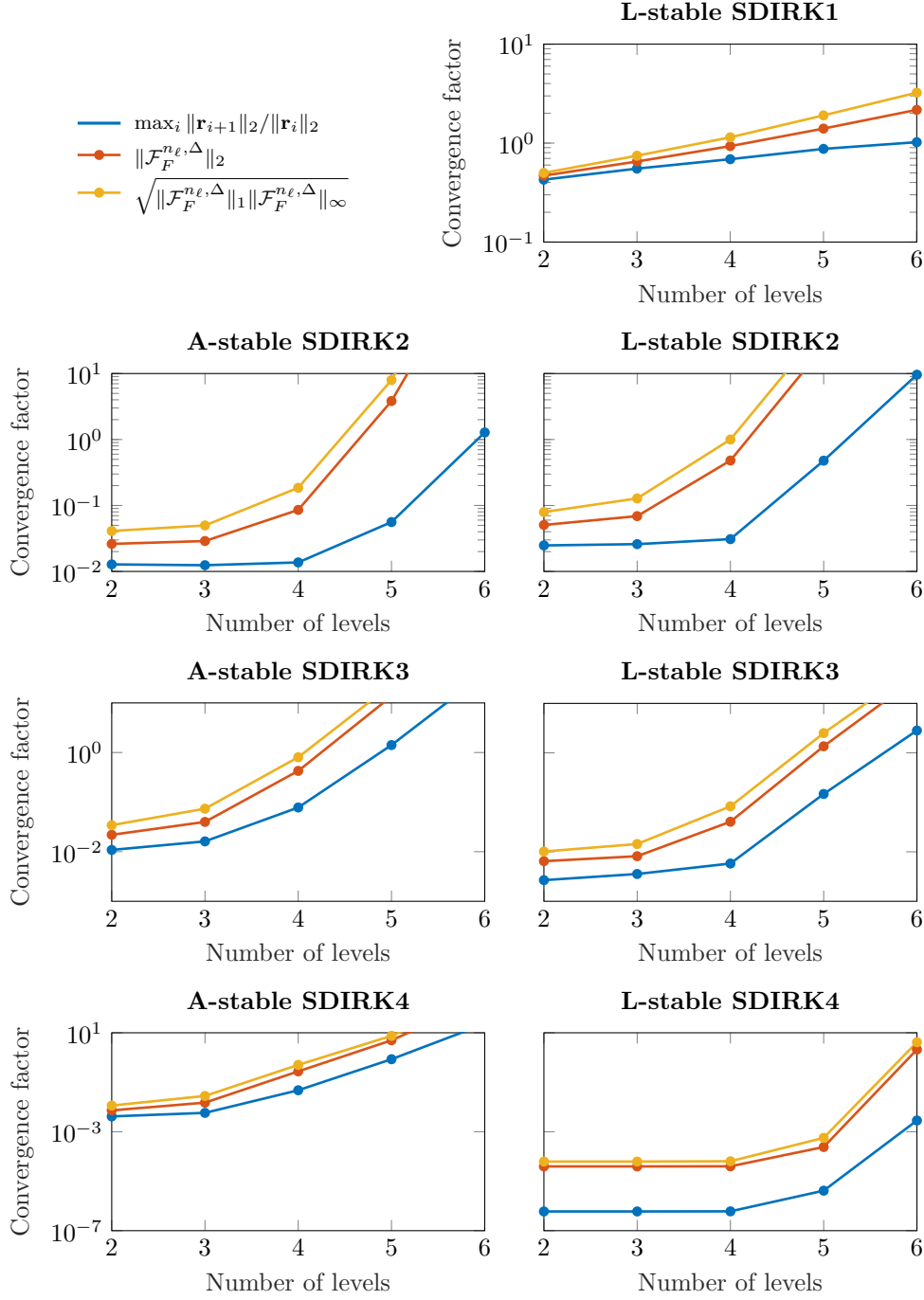


Fig. SM7: Wave equation: Observed convergence and predicted upper bounds on convergence of MGRIT with F-cycles and F-relaxation shows very similar trends as for MGRIT with F-cycles and FCF-relaxation, see Figure SM8. This shows that switching from F-relaxation to FCF-relaxation alone is not sufficient to yield a robust MGRIT algorithm for the wave equation (and likely, other hyperbolic PDEs).

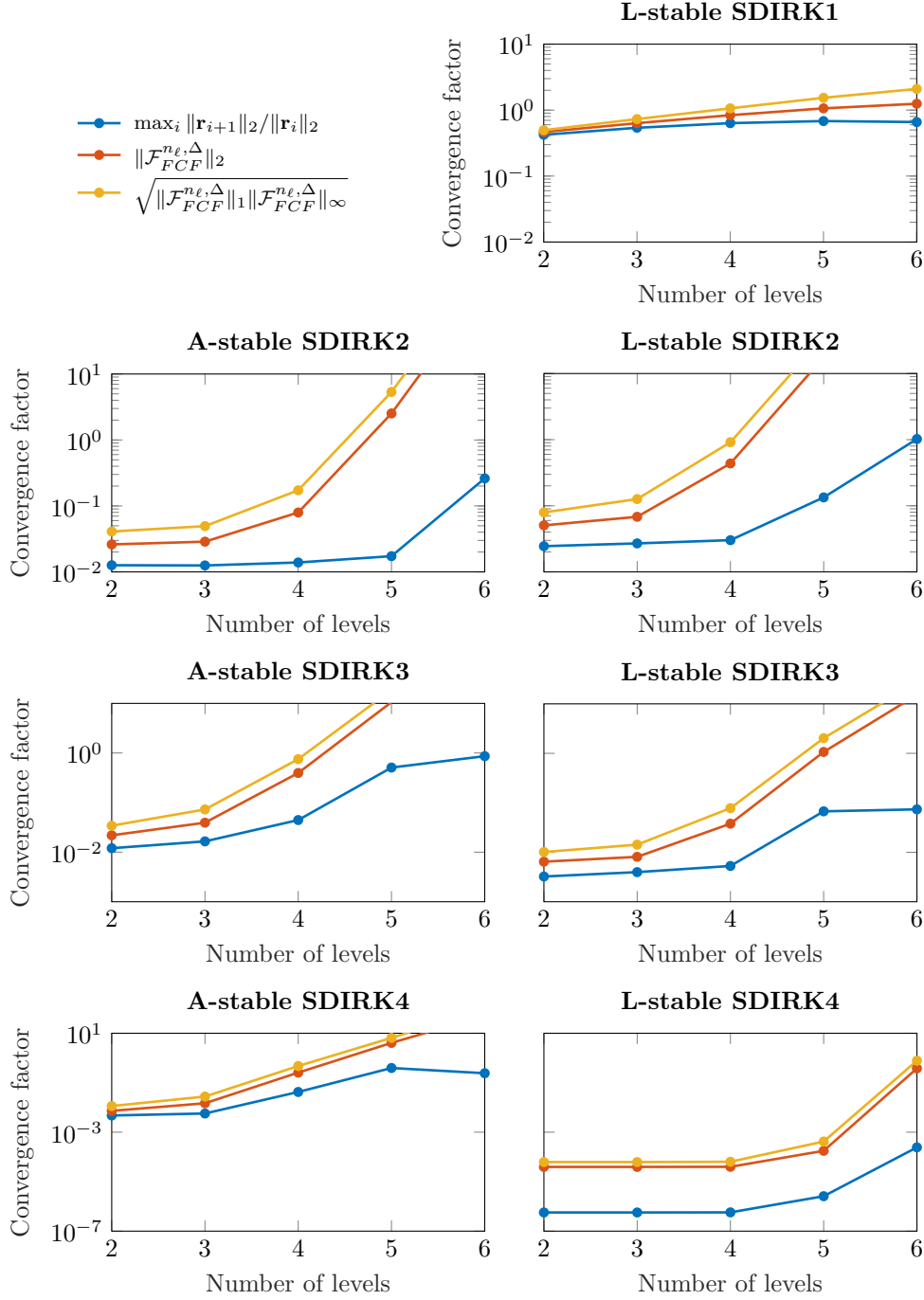


Fig. SM8: Wave equation: The convergence of MGRIT with F-cycles and FCF-relaxation deteriorates with a larger number of time grid levels compared to MGRIT with V-cycles, see Figure SM6. Generally, convergent algorithms are given for a larger range of time grid levels and observed convergence is better than the predictions from the upper bounds. This shows that the choice of F-cycles over V-cycles is one likely ingredient for future improvements of MGRIT for hyperbolic-type PDEs.