

Fully numerical electronic structure calculations on diatomic molecules in weak to strong magnetic fields

Susi Lehtola, Maria Dimitrova, and Dage Sundholm

Department of Chemistry, University of Helsinki, P.O. Box 55 (A. I. Virtasen aukio 1),
FI-00014 University of Helsinki, Finland

ARTICLE HISTORY

Compiled February 20, 2019

Abstract

We present fully numerical electronic structure calculations on diatomic molecules exposed to an external magnetic field at the unrestricted Hartree–Fock limit, using a modified version of a recently developed finite element program, HELFEM. We have performed benchmark calculations on a few low-lying states of H_2 , HeH^+ , LiH , BeH^+ , BH , and CH^+ as a function of the strength of an external magnetic field parallel to the molecular axis. The employed magnetic fields are in the range of $B = [0, 10] B_0$ atomic units, where $B_0 \approx 2.35 \times 10^5$ T. We have compared the results of the fully numerical calculations to ones obtained with the LONDON code using a large uncontracted gauge-including Cartesian Gaussian (GICG) basis set with exponents adopted from the Dunning aug-cc-pVTZ basis set. By comparison to the fully numerical results, we find that the basis set truncation error in the gauge-including Gaussian basis set is of the order of 1 kcal/mol at zero field, that the truncation error grows rapidly when the strength of the magnetic field increases, and that the largest basis set truncation error at $B = 10 B_0$ exceeds 1000 kcal/mol. Studies in larger Gaussian basis sets suggest that reliable results can be obtained in GICG basis sets at fields stronger than $B = B_0$, provided that a sufficient coverage of higher-angular-momentum functions is included in the basis set.

Keywords Magnetic field, finite element, Hartree–Fock, intermediate regime, basis set truncation error.

1. Introduction

Because of the intrinsically weak strength of the magnetic interaction, most molecules exposed to even the strongest static magnetic fields available in laboratory conditions can be studied computationally with excellent accuracy using perturbation theory. For example, the most powerful continuous magnetic field obtained under laboratory conditions is produced by the 45-tesla magnet at the National High Magnetic Field Laboratory in Florida,¹ for which $\mu_B B = 1.1$ meV that is small compared to the thermal energy $k_B T$, except at very small temperatures $T \lesssim 13$ K.

CONTACT: Susi Lehtola, email: susi.lehtola@alumni.helsinki.fi
Maria Dimitrova, email: maria.dimitrova@helsinki.fi
Dage Sundholm, email: dage.sundholm@helsinki.fi

Stronger fields, however, have to be considered explicitly in electronic structure calculations, as the magnetic field ceases to be a small perturbation and becomes of equal or greater importance than the Coulomb interactions between the electrons. The interest in such studies arose when Kemp *et al.* discovered circularly polarised light coming from a white dwarf, and estimated the magnetic field strength to be about 1000 T at the surface.² Zeeman splittings that are consistent with the lines of light atoms and molecules such as H, He, O, CH, and C₂ have also been observed in the atmospheres of magnetic white dwarfs.^{3–8} In addition to these applications in astrophysics, the modeling of matter in extreme magnetic fields can be beneficial also for other purposes, as *e.g.* the behavior of some solid-state systems with a high dielectric constant mimics that of atoms in strong magnetic fields.^{9;10}

However, the computational modeling of the electronic structure of matter in strong magnetic fields is challenging, in general, since the magnetic interaction confines the electrons in directions perpendicular to the field. Furthermore, since the magnetic field couples explicitly to the spin, also the ground-state configuration depends on the field strength, yielding a rich state diagram with several state crossings. But, in extreme conditions such as in the atmospheres of highly magnetized neutron stars a.k.a. magnetars where the field strength can reach billions of tesla,¹¹ electronic structure calculations become again easier, as the magnetic interaction becomes dominant and Coulomb interactions can be treated perturbatively to good accuracy. This is known as the Landau regime in which the orbitals are elongated along the magnetic field axis due to the strong perpendicular confinement, and the energy barrier to two- and three-dimensional molecular structures is so large that only one-dimensional chains can be formed.¹² Several computational studies on the structure of atoms and chains of atoms in the strong-field regime have been reported.^{13–20}

However, the more interesting and computationally challenging situations appear when the Coulomb and the magnetic-field interactions are of similar magnitude; this is called the intermediate regime,²¹ where the choice of the basis set is difficult. The traditional linear combination of atomic orbitals (LCAO) approach, in which the atomic orbitals are by convention isotropic, works well for zero-field calculations. When the magnetic interactions become dominant over Coulomb interactions, Landau orbitals are often employed. However, in the presently investigated intermediate regime, neither the traditional LCAO expansion nor Landau orbitals are expected to yield a fast convergence to the basis set limit.

Gaussian-type orbital (GTO) basis sets are the common choice in calculations at zero field, because the electron interaction integrals can be calculated in a GTO basis set in a straightforward manner. Calculations using GTOs yield good results even at finite magnetic field strengths, provided that a gauge factor is explicitly included in the basis set; that is, if gauge-including atomic orbitals (GIAO) a.k.a. London orbitals are used.^{22–24} Calculations with gauge-including GTOs have shown that significant changes in molecular structure may be observed in the intermediate regime:²⁵ for instance, a new type of *paramagnetic bond* can be created by the interaction of two atoms with high spin multiplicity.²⁶ Lange *et al.* have shown that H₂ exists as a triplet-state molecule when the magnetic field is stronger than 175 000 T, with the molecule strongly preferring an orientation perpendicular to the field.²⁶ This paramagnetic bonding mechanism explains why Xu *et al.* could observe molecular hydrogen in white dwarf atmospheres,²⁷ even though the temperatures therein may reach over 10 000 K.

However, the use of conventional isotropic gauge-including GTOs might lead to large basis set truncation errors at finite fields, as the electronic structure of atoms deforms

continuously from spherical symmetry at zero field to needle-like structures at strong fields, and as the latter shape is not readily expandable in such a basis set. Therefore, finite-field calculations are typically performed only up to about one atomic unit of field strength $B_0 \approx 2.35 \times 10^5$ T in this kind of basis set. Furthermore, uncontracted basis sets are used for a better description of the deformation of the orbitals caused by the magnetic field.^{28–31}

Although the problems encountered with isotropic GTO basis sets in the description of needle-like orbitals can be circumvented by employing anisotropic GTO basis sets,^{32;33} which have been successfully used to study atoms^{34–38} and molecules^{39–41} in strong magnetic fields, they have some shortcomings as well. It is more difficult to optimize their exponents than those of conventional isotropic basis sets.^{42–44} Anisotropic basis sets are also considerably larger than isotropic ones, because the latter consist of N GTOs with the same exponents in the three spatial directions, whereas the former employ a set of N_{\parallel} and N_{\perp} exponents parallel and perpendicular to the field, respectively, yielding $N_{\parallel} \times N_{\perp}$ basis functions. More general approaches, such as using a full 3×3 matrix of exponents in (x, y, z) , are possible as well, which lead to an even larger number of basis functions. Moreover, the use of anisotropic exponents requires dedicated software,^{32–34} because the calculation of one- and two-electron integrals becomes more complicated and cannot be performed with standard molecular integrals codes.

Yet, all the problems inherent in either GTO basis set approaches can be circumvented by switching to the use of a fully numerical basis set. Fully numerical approaches typically allow for adaptively refined basis sets, and a systematical approach to the complete basis set limit. Even highly anisotropic problems can be readily treated with such approaches. Furthermore, if a practically complete basis set is used – as is typically done in numerical approaches – the use of gauge-including basis functions is not necessary for maintaining the gauge invariance of the magnetic field. For instance, fully numerical calculations on atoms and H_2^+ in weak to strong magnetic fields have been reported by Ivanov and Schmelcher,^{45–51} whereas calculations of atoms in magnetar-level magnetic fields have been reported by Schimeczek *et al.*⁵² Static magnetic properties employing linear response at the self-consistent field level of theory have also been recently reported by Jensen *et al.*⁵³

Here, we present a fully numerical approach for electronic structure calculations on diatomic molecules with an explicit, finite magnetic field along the molecular axis. The matrix elements of the magnetic field interaction Hamiltonian have been derived and implemented in the recently published, freely available HELFEM program⁵⁴ for fully numerical calculations on atoms⁵⁵ and diatomic molecules.⁵⁶ HELFEM uses a variational method for solving the self-consistent field equations of Hartree–Fock (HF) or Kohn–Sham⁵⁷ density functional theory (DFT),⁵⁸ and supports hundreds of exchange–correlation functionals via an interface to the LIBXC library.⁵⁹ The present approach is ideal for studies with magnetic fields strengths belonging to the intermediate regime, as Coulomb and magnetic interactions are treated self-consistently on the same footing in HELFEM.

The partial wave expansion originally proposed by McCullough^{60;61} is used in HELFEM for calculations on diatomic molecules, in which the “radial” direction⁶² is further described with one-dimensional finite element shape functions; see ref. 56 and Section 3.1 for more details. Analogous grid-based approaches have also been pursued previously; they have been reviewed in ref. 62. The complete basis set (CBS) limit can be reached systematically in a variational fashion with the HELFEM program, as the results converge smoothly and monotonically when the size of the basis set is increased,^{55;56} thus enabling electronic structure studies even at strong magnetic fields.

The prolate spheroidal coordinate system used in the present work has also been previously used in studies of the H_2^+ ion in a strong magnetic field parallel to the molecular axis.^{63;64}

Numerical calculations on diatomic molecules have a long history of being used for establishing basis set limits and LCAO basis set truncation errors in the absence of electromagnetic fields as well as for finite electric fields, as has been reviewed elsewhere.⁶² In the present work, we study the complete basis set (CBS) limits of the singlet, triplet, and quintet states of H_2 , HeH^+ , LiH , BeH^+ , BH and CH^+ in weak to strong magnetic fields by performing fully numerical calculations with HELFEM. Guided by the CBS limit results obtained with HELFEM, we assess the accuracy of commonly-used gauge-including Cartesian Gaussian (CICG) basis sets, as the question of the reliability of GTO basis sets is an important issue for studies at finite magnetic fields. The Gaussian-basis calculations are done with the LONDON program.

The study is undertaken at the unrestricted HF (UHF) level of theory, which is sufficient for the present purpose of establishing the basis set truncation error in commonly employed basis sets. Although both HELFEM and LONDON also support DFT calculations, the basis set requirements of HF and DFT are known to be close to identical. UHF calculations allow for an unbiased comparison of the fully numerical and GTO approaches.

The organization of the present work is the following. The basic theory is briefly presented in Section 2. The computational approach is presented in Section 3: the numerical approach as implemented in HELFEM is described in Section 3.1, the gauge-including isotropic Cartesian Gaussian basis set methods as implemented in the LONDON code⁶⁵ are presented in Section 3.2, and the details on the calculations are given in Section 3.3. The results are discussed in Section 4, and the main conclusions thereof are summarized in Section 5. Atomic units are employed, if not specified otherwise.

2. Quantum Systems in Finite Magnetic Fields

As is well known from Maxwell’s equations, any magnetic field \mathbf{B} can be defined in terms of a vector potential \mathbf{A} as $\mathbf{B} = \nabla \times \mathbf{A}$. The presence of an electromagnetic field changes the Hamiltonian for an electron as

$$H = H_0 + \mathbf{A} \cdot \mathbf{p} + \frac{1}{2} \mathbf{A}^2, \quad (1)$$

where H_0 is the field-free molecular Hamiltonian and \mathbf{p} is the momentum operator which commutes with \mathbf{A} for a uniform magnetic field. In the rotational-symmetry preserving symmetric gauge, the uniform magnetic field \mathbf{B} is generated by the vector potential

$$\mathbf{A} = \frac{1}{2} \mathbf{B} \times \mathbf{r}. \quad (2)$$

However, the vector potential \mathbf{A} has a gauge degree of freedom $f(\mathbf{r}, t)$: any potential $\mathbf{A}' = \mathbf{A} + \nabla f(\mathbf{r}, t)$ generates the same magnetic field \mathbf{B} as \mathbf{A} . The gauge of \mathbf{A} can be chosen freely for calculations, with some choices being more favorable for computation than others. Typically, the Coulomb gauge

$$\nabla \cdot \mathbf{A} = 0 \quad (3)$$

is used, as it leads to the least number of terms in the equations. This choice still leaves the freedom to choose *e.g.* a *gauge origin* \mathbf{O} , as replacing \mathbf{r} with $\mathbf{r} - \mathbf{O}$ in eq. 2 again generates the same field \mathbf{B} . The inclusion of the gauge origin dependence yields the final expression for the vector potential

$$\mathbf{A}_{\mathbf{O}}(\mathbf{r}) = \frac{1}{2}\mathbf{B} \times (\mathbf{r} - \mathbf{O}) = \frac{1}{2}\mathbf{B} \times \mathbf{r}_{\mathbf{O}}. \quad (4)$$

Including this dependence on the gauge origin of \mathbf{A} in the Hamiltonian, the many-electron Hamiltonian can now be written in terms of the sums of the orbital and spin angular momenta

$$\hat{H} = \hat{H}_0 + \frac{1}{2} \sum_i^N \mathbf{B} \cdot \mathbf{l}_{\mathbf{O},i} + \mathbf{B} \cdot \mathbf{S} + \frac{1}{8} \sum_i^N (B^2 r_{\mathbf{O},i}^2 - (\mathbf{B} \cdot \mathbf{r}_{\mathbf{O},i})^2) \quad (5)$$

where \mathbf{S} is the total spin, $\mathbf{r}_i^{\mathbf{O}} = \mathbf{r}_i - \mathbf{O}$ is the position of the i :th electron with respect to the global gauge origin \mathbf{O} , and $\mathbf{l}_{\mathbf{O},i} = -i\mathbf{r}_{\mathbf{O},i} \times \nabla_i$ is the canonical angular momentum.

Now, choosing $\mathbf{O} = \mathbf{0}$ and the magnetic field to coincide with the z axis as $\mathbf{B} = (0, 0, B)$, eq. 5 simplifies to

$$H = H_0 + \frac{1}{2}BL_z + BS_z + \frac{1}{8}B^2(x^2 + y^2) \quad (6)$$

as then only the z projections of the orbital and spin angular momentum operators L_z and S_z , respectively, remain in the orbital-Zeeman (L_z) and spin-Zeeman (S_z) terms. Next, as the magnetic field direction coincides with the molecular axis, the matrix elements of eq. 6 can be made real. The Hamiltonian then has no explicit dependence on the azimuth angle φ around the molecular axis, and by Noether's theorem the φ -momentum is conserved. This leads to a blocking of the molecular orbitals, which have an azimuth-angular dependence of $\exp(im\varphi)$ with integer values of m , analogously to the field-free cases discussed in refs. 55, 56, and 62.

The terms in eqs. 5 and 6 that are linear in \mathbf{B} describe paramagnetic response, while the \mathbf{B}^2 terms are diamagnetic. The paramagnetic terms can either increase or decrease the energy as the field strength grows, whereas the diamagnetic term is positive, always increasing the energy of all electronic systems. All systems become diamagnetic at strong fields due to the quadratic character of the diamagnetic \mathbf{B}^2 terms.⁶⁶ The diamagnetic term leads to a confinement in the directions perpendicular to the magnetic field, which causes atoms and molecules to become elongated in the parallel direction in strong magnetic fields.

Due to the orbital-Zeeman and spin-Zeeman effects, electron configurations change dramatically with increasing field strength. High-spin states with occupied β -spin (\downarrow) orbitals are favored in strong magnetic fields, and orbitals with large negative angular momentum quantum numbers are stabilized. For instance, for atoms in strong magnetic fields, the f_{-2} orbital can lie energetically much lower than the s orbital of the same electronic shell.²⁸ Here and in the rest of the manuscript, we use the sign convention that the energy of orbitals with $m < 0$ and β spin are lowered by the external magnetic field due to the orbital-Zeeman and spin-Zeeman effects, respectively.

3. Computational Methods

3.1. Numerical calculations

The numerical approach used in HELFEM follows the traditional variational basis set approach of quantum chemistry; that is, the program solves the Roothaan–Hall/Pople–Nesbet equations^{67;68}

$$\mathbf{F}^\sigma \mathbf{C}^\sigma = \mathbf{S} \mathbf{C}^\sigma \boldsymbol{\epsilon}^\sigma, \quad (7)$$

where \mathbf{F}^σ and \mathbf{C}^σ are the Fock matrix and molecular orbital coefficients for spin σ , $\boldsymbol{\epsilon}^\sigma$ are the corresponding orbital energies, and \mathbf{S} is the overlap matrix. However, instead of a basis set composed of atomic orbital basis functions with global support, HELFEM employs a basis set of finite element shape functions, which are local; see ref. 55 for details on the presently employed basis functions. The diatomic approach, in which the “radial” functions are expanded in finite-element functions and the “angular” part is expanded in spherical harmonics, has been described in ref. 56. In the present work, HELFEM has been modified such that the magnetic field interaction terms of eq. 6 are added into the core Hamiltonian and Fock matrices, as is described below. The implementation and calculations otherwise follow the procedures described in refs. 55 and 56, where the computational approach is described in more detail.

Although we consider only molecular calculations in this work, we also describe the implementation of magnetic fields for atomic calculations in HELFEM. In both cases, the z component of the angular momentum is given by

$$L_z = i\partial_\varphi, \quad (8)$$

which is easily recognized by noting that in either case the φ dependence of the orbitals is of the form $\exp(im\varphi)$,^{55;56} where m is the magnetic quantum number.

3.1.1. Atoms

The numerical basis set for atomic calculations is⁵⁵

$$\psi_{nlm}(\mathbf{r}) = r^{-1} B_n(r) Y_l^m(\theta, \varphi) \quad (9)$$

where $B_n(r)$ are the radial shape functions and $Y_l^m(\theta, \varphi)$ are spherical harmonics. The matrix elements of eq. 6 are then obtained as

$$\begin{aligned} \langle i | L_z | j \rangle &= \int B_i(r) Y_{l_i}^{m_i}(\theta, \varphi)^* \left[i \frac{\partial}{\partial \varphi} \right] B_j(r) Y_{l_j}^{m_j}(\theta, \varphi) d\Omega \\ &= -m_j S_{ij} \end{aligned} \quad (10)$$

and

$$\langle i | x^2 + y^2 | j \rangle = \int B_i(r) r^2 B_j(r) dr \int \sin^2 \theta Y_{l_i}^{m_i}(\theta, \varphi)^* Y_{l_j}^{m_j}(\theta, \varphi) d\Omega, \quad (11)$$

as the parabolic confining term is given by

$$x^2 + y^2 = r^2 \sin^2 \theta \quad (12)$$

in spherical polar coordinates. The only contribution that has to be added to the expressions in ref. 55 is the $\sin^2 \theta$ term, which can be handled via Gaunt coefficients with the expansion

$$\sin^2 \theta = \frac{4}{3} \sqrt{\pi} Y_0^0 - \frac{4}{15} \sqrt{5\pi} Y_2^0. \quad (13)$$

For details on the evaluation of the integrals in eqs. 10 and 12, see ref. 55.

3.1.2. Diatomic molecules

For diatomic molecules, the numerical basis set is of the form⁵⁶

$$\chi_{nlm}(\mu, \nu, \varphi) = B_n(\mu) Y_l^m(\nu, \varphi), \quad (14)$$

where (μ, ν, φ) are transformed prolate spheroidal coordinates. While L_z maintains the same form as eq. 10, $\langle i | L_z | j \rangle = -m_j S_{ij}$, the matrix element for the parabolic confining term is obtained as

$$\begin{aligned} \langle i | x^2 + y^2 | j \rangle &= \int B_i(\mu) Y_{l_i}^{m_i}(\nu, \varphi)^* R_h^2 \sinh^2 \mu \sin^2 \nu \\ &\quad \times B_j(\nu) Y_{l_j}^{m_j}(\nu, \varphi) R_h^3 \sinh \mu (\cosh^2 \mu - \cos^2 \nu) d\Omega \\ &= R_h^5 \left(\int \sinh^3 \mu \cosh^2 \mu B_i(\mu) B_j(\mu) d\mu \int \sin^2 \nu Y_{l_i}^{m_i}(\nu, \varphi)^* Y_{l_j}^{m_j}(\nu, \varphi) d\Omega \right. \\ &\quad \left. - \int \sinh^3 \mu B_i(\mu) B_j(\mu) d\mu \int \sin^2 \nu \cos^2 \nu Y_{l_i}^{m_i}(\nu, \varphi)^* Y_{l_j}^{m_j}(\nu, \varphi) d\Omega \right) \end{aligned} \quad (15)$$

which can again be evaluated using eq. 13 and the additional expansion

$$\sin^2 \nu \cos^2 \nu = \frac{4}{15} \sqrt{\pi} Y_0^0 + \frac{4}{105} \sqrt{5\pi} Y_2^0 - \frac{16}{105} \sqrt{\pi} Y_4^0. \quad (16)$$

For details on the evaluation of the integrals in $\langle i | L_z | j \rangle$ and eq. 15, see ref. 56.

3.2. Gaussian basis set calculations

Gauge-independent electronic structure LCAO calculations on atoms and molecules exposed to an external magnetic field can be performed by modifying the basis set to include an explicit gauge transformation factor²²⁻²⁴

$$\psi_{nlm}^{\text{GIAO}}(\mathbf{r}) = \exp \left[\frac{i}{2} \mathbf{B} \times (\mathbf{G} - \mathbf{O}) \cdot \mathbf{r} \right] \psi_{nlm}(\mathbf{r}), \quad (17)$$

resulting in GIAOs, or London orbitals. The complex prefactor in eq. 17 corresponds to a gauge-origin transformation from \mathbf{O} to \mathbf{G} (eq. 4), which makes the wave function invariant to first-order changes in the gauge origin.

The LONDON program employs GIAOs formed of Cartesian GTOs.⁶⁹ A primitive Cartesian GTO centered at (x_a, y_a, z_a) is given by

$$\psi_a(\mathbf{r}) = N_a(x - x_a)^{i_a}(y - y_a)^{j_a}(z - z_a)^{k_a} \exp(-\alpha_a r_a^2) \quad (18)$$

where i_a, j_a, k_a are integers, the sum of which corresponds to the angular character of the shell (*e.g.* $i_a + j_a + k_a = 0, 1, 2, 3$ for s, p, d , and f shells, respectively), α_a is the exponent, N_a is the corresponding normalization factor, and $r_a^2 = (x - x_a)^2 + (y - y_a)^2 + (z - z_a)^2$ is the square of the distance from the center of the basis function, which typically resides at a nucleus.

3.3. Computational details

We have studied the total energy of a few low-lying states of six diatomic molecules as a function of the strength of the external magnetic field. Since the aim of this study is to assess the quality of calculations employing commonly-used Gaussian basis sets, the unrestricted Hartree–Fock level of theory is sufficient, and fixed internuclear distances (R) have been employed. The studied molecules include H_2 ($R = 1.4 a_0$), HeH^+ ($R = 1.5 a_0$), LiH ($R = 3.0 a_0$), BeH^+ ($R = 2.5 a_0$), BH ($R = 2.3 a_0$), and CH^+ ($R = 2.1 a_0$) in their singlet, triplet, and quintet spin states; the internuclear distances (R) were chosen based on the equilibrium bond length of the molecular species for $B = 0$ at the HF/def2-SVP level of theory.⁷⁰ Correlation effects or the fact that the equilibrium bond distances shrink with increasing strength of the magnetic field along the molecular axis have not been considered in this work.

As was already stated in Section 3.2, the GTO calculations were performed with the LONDON program developed by Tellgren *et al.*^{65;69} An uncontracted gauge-including Cartesian basis set was used, with isotropic exponents adopted from the triple- ζ correlation consistent basis set augmented with diffuse functions (aug-cc-pVTZ).^{71;72} This basis set was chosen for the present work, as it has also been used in previous studies.²⁶ A linear dependency threshold of 10^{-8} was used in the canonical basis set orthonormalization procedure. The direct inversion of the iterative subspace (DIIS) method^{73;74} was used for accelerating the convergence of the self-consistent field procedure. An orbital rotation convergence threshold of $10^{-6} E_h$ was used in the LONDON calculations. In problematic cases, the lowest state was obtained by restarting the calculations from converged density matrices for the desired configuration for a different field strength.

The fully numerical calculations were carried out using the HELFEM program, which employs finite-element basis functions, as was detailed above in Section 3.1. The DIIS method was likewise used in the HELFEM calculations, in combination with the ADIIS algorithm.⁷⁵ An orbital rotation convergence threshold of $10^{-7} E_h$ was used in the HELFEM calculations.

For simplicity, the same numerical basis set was used for all molecules. The numerical basis set was determined at zero field by the proxy approach described in ref. 56. Taking the largest basis set parameters for each molecule, it was found that energies beyond microhartree accuracy at zero field are obtained for all molecules with a linear element grid containing three 15-node radial Lobatto elements, with $l_\sigma = 15$ and $l_\pi = 11$. A closer study showed that BH and CH^+ have a Δ ground state for some field strengths. The initial basis set was therefore increased to include δ orbitals with $l_\delta = 7$, which was determined by extrapolating from l_σ and l_π .

Although magnetic flux density is traditionally measured in units of tesla, in computational studies the field strength is instead expressed in atomic units $\beta = B/B_0$. One

atomic unit of magnetic flux density $B_0 = E_h/ea_0c\alpha$ is equal to $B_0 = 2.350\,517\,42(20) \times 10^5$ T, where $E_h = 4.359\,744\,17(75) \times 10^{-18}$ J, $e = 1.602\,176\,53(14) \times 10^{-19}$ C, $c = 299\,792\,458$ m/s and the inverse fine structure constant is $\alpha^{-1} = 4\pi\epsilon_0\hbar c/e^2 = 137.035\,999\,11(46)$.

The investigated magnetic field strengths are in the range of $B = 0 - 10 B_0$ in steps of $0.1 B_0$. The GTO results obtained for magnetic fields larger than $B \gtrsim B_0$ may not be entirely reliable, because the employed basis set is not able to span the orbitals accurately at strong fields. The extreme case $B = 10 B_0$ is certainly beyond the scope of the isotropic GTO approach studied in the present work. Due to the prevalence of state crossings in the calculations with magnetic field, we have explicitly tracked several electronic configurations for the studied molecules by fixing the symmetry of the occupied orbitals in the fully numerical calculations, as described in refs. 55 and 56. The ground state energy has then been extracted by identifying the lowest energy at each value of the magnetic field strength.

In order to study the basis set convergence at finite magnetic field, larger numerical basis sets were formed by increasing the number of partial waves by 4 simultaneously in each m subchannel, whereas five radial elements were used in all calculations. Although the accuracy of the fully numerical calculations was found to decrease monotonically with increasing field strength, the basis set convergence was found to be exponential with the basis set size. While the numerical calculations are fully converged to the basis set limit at $B = 0$, calculations with the largest basis set consisting of five radial elements and $l_\sigma = 31$, $l_\pi = 27$, $l_\delta = 23$ are estimated to have millihartree accuracy at $B = 10 B_0$, which is sufficient for the purpose of the present study.

4. Results

4.1. General results

Total energies as a function of the magnetic field strength calculated using GTO and numerical basis sets are shown in Fig. 1. The obtained ground state configurations are given in table 1 for H_2 , HeH^+ , LiH , in table 2 for BeH^+ , and in table 3 for BH and CH^+ . The GTO basis set truncation errors in Fig. 2 were obtained by comparing the total energies of the GTO calculations with LONDON with the converged fully numerical values from with the HELFEM code.

Although many states have been explicitly considered in the present work, the data in Figs. 1 and 2 correspond only to the lowest energy at each value of the field. Plots of the energies of the individual configurations are shown in the Supporting Information, in addition to detailed data on how the energy ordering of the σ , π , and δ orbitals changes with magnetic field.

The curves in Fig. 2 display oscillations, which can tentatively be attributed to the GTO basis set. As the same basis set is used for all field strengths, the basis set truncation error can be smaller for some B values, for which the GTO expansion is better able to describe the electronic wave function than for other values of B . This basis set artifact can result in the observed oscillatory behavior.

The basis set errors of the GTO calculations at zero field are of the order of 1 kcal/mol (1 eV = 23.06054801(14) kcal/mol) with the employed gauge-including fully uncontracted Cartesian triple- ζ basis set, but the accuracy decays rapidly with increasing field strength. The poor performance of GTO basis sets for absolute energies is well-known, whereas relative energies are usually more accurate due to cancellation

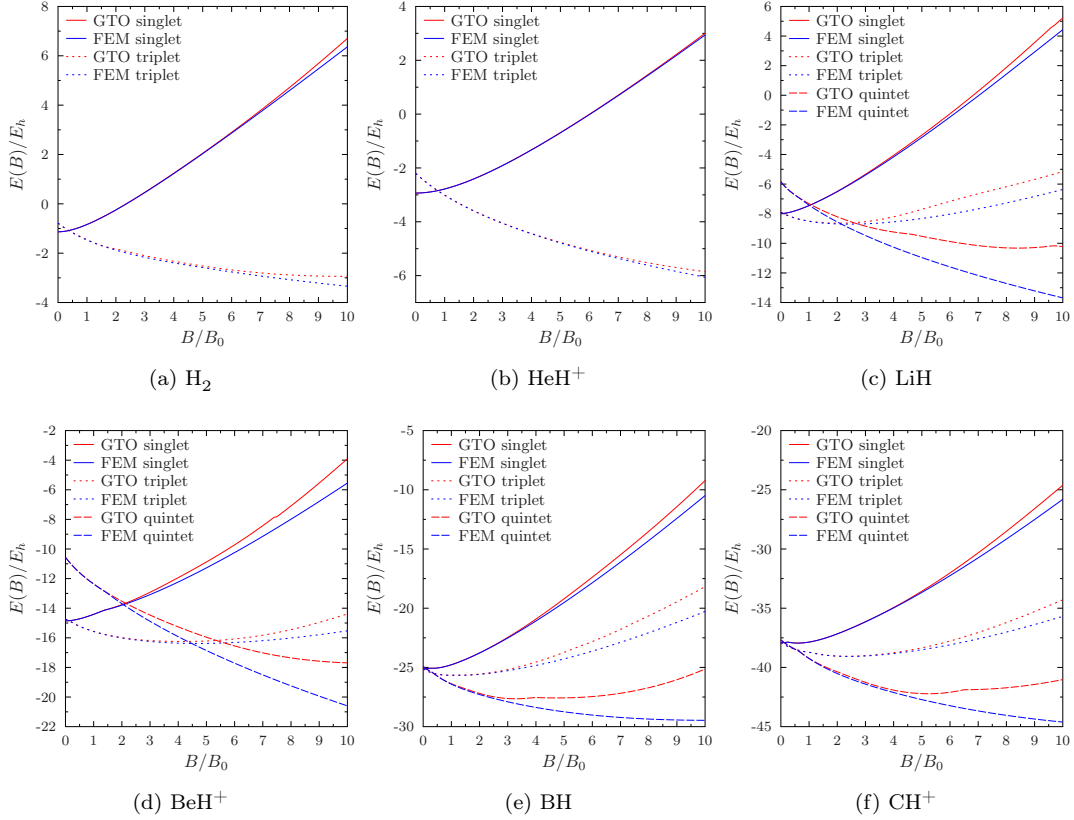


Figure 1.: The total energy of H_2 , HeH^+ , LiH , BeH^+ , BH , and CH^+ as a function of the strength of the magnetic field calculated at the Hartree–Fock level using gauge-including Gaussian-type orbital (GTO) and finite element (FEM) basis sets, respectively.

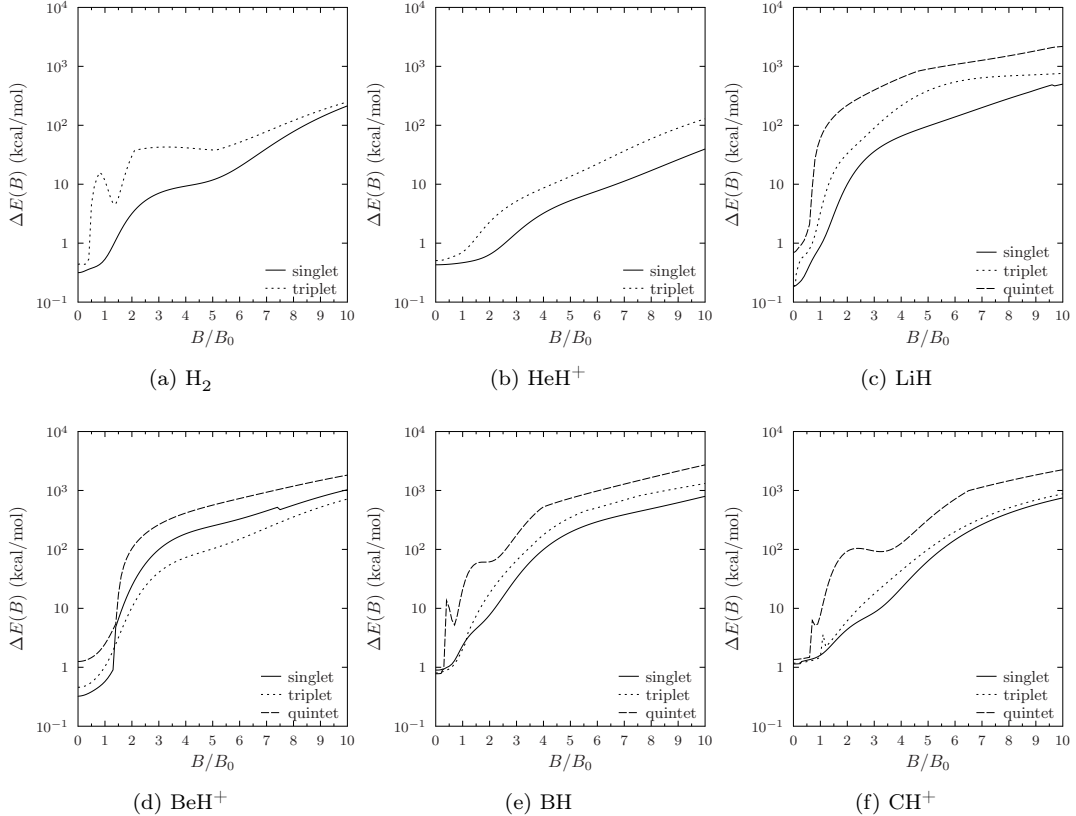


Figure 2.: The basis set truncation errors as a function of the magnetic field strength, which are estimated as the difference in the Hartree–Fock energies obtained in calculations with gauge-including Gaussian-type orbitals (GTO) and finite element (FEM) basis sets, respectively. Note that the error in energy on the y axis has a logarithmic scale.

of errors. However, in the presence of strong magnetic fields, relative energies such as spin-state splittings may also become inaccurate, since the accuracy of the GTO calculations varies strongly with the spin state, as will be seen below.

4.2. Singlet states

The difference of the GTO and the numerical energies is 0.5–2.3 kcal/mol at $B = B_0$ for all studied singlet states. The GTO truncation errors approach 1000 kcal/mol at strong magnetic fields for all but the lightest molecules, H_2 and HeH^+ .

The ground-state orbital occupations of the LONDON and HELFEM calculations agree well for the singlet states. The problematic cases turned out to be LiH and BeH^+ . H_2 and HeH^+ have the $1\sigma_\alpha 1\sigma_\beta$ electron configuration in the investigated magnetic field strength of $[0, 10] B_0$. In the GTO calculations, the energy of the singlet state of LiH has a kink at $B = 9.6 B_0$, because the electron configuration changes from $(1\sigma 1\sigma)_\alpha (1\sigma 1\sigma)_\beta$ to a state where the highest occupied α and β spin-orbitals have neither σ nor π symmetry. In contrast, the HELFEM calculations employ axial symmetry that prevents symmetry breaking. In the fully numerical calculations on LiH, the orbital configuration

Table 1.: Ground-state configurations for H_2 , HeH^+ , LiH , and BeH^+ as a function of the magnetic field strength calculated at the Hartree–Fock level using gauge-including Cartesian forms of the uncontracted aug-cc-pVTZ basis set of Gaussian-type orbitals (GTO), and with the finite element (FEM) basis set. The label X refers to symmetry-broken orbitals. Note that the orbitals are not sorted according to their energies.

Molecule	spin state	basis	configuration	field strength (B_0)
H_2	singlet	FEM	$1\sigma_\alpha 1\sigma_\beta$	$0 \leq B \leq 10$
		GTO	$1\sigma_\alpha 1\sigma_\beta$	$0 \leq B \leq 10$
	triplet	FEM	$(1\sigma 2\sigma)_\beta$	$0 \leq B < 0.5$
			$(1\sigma 1\pi)_\beta$	$0.5 \leq B < 5.2$
			$(1\sigma 2\sigma)_\beta$	$5.2 \leq B \leq 10$
		GTO	$(1\sigma 2\sigma)_\beta$	$0 \leq B < 0.9$
			$(1\sigma 1\pi)_\beta$	$0.9 \leq B < 2.2$
			$(1\sigma 2\sigma)_\beta$	$2.2 \leq B \leq 10$
HeH^+	singlet	FEM	$1\sigma_\alpha 1\sigma_\beta$	$0 \leq B \leq 10$
		GTO	$1\sigma_\alpha 1\sigma_\beta$	$0 \leq B \leq 10$
	triplet	FEM	$(1\sigma 2\sigma)_\beta$	$0 \leq B \leq 10$
		GTO	$(1\sigma 2\sigma)_\beta$	$0 \leq B \leq 10$
LiH	singlet	FEM	$(1\sigma 2\sigma)_\alpha (1\sigma 2\sigma)_\beta$	$0 \leq B < 8.8$
			$(1\sigma 1\pi)_\alpha (1\sigma 1\pi)_\beta$	$8.8 \leq B \leq 10$
		GTO	$(1\sigma 2\sigma)_\alpha (1\sigma 2\sigma)_\beta$	$0 \leq B < 9.6$
			$(1\sigma X)_\alpha (1\sigma X)_\beta$	$9.6 \leq B \leq 10$
	triplet	FEM	$1\sigma_\alpha (1\sigma 2\sigma 3\sigma)_\beta$	$0 \leq B < 0.1$
			$1\sigma_\alpha (1\sigma 2\sigma 1\pi)_\beta$	$0.1 \leq B \leq 10$
		GTO	$1\sigma_\alpha (1\sigma 2\sigma 3\sigma)_\beta$	$0 \leq B < 0.1$
			$1\sigma_\alpha (1\sigma 2\sigma 1\pi)_\beta$	$0.1 \leq B \leq 10$
	quintet	FEM	$(1\sigma 2\sigma 3\sigma 1\pi)_\beta$	$0 \leq B < 0.7$
			$(1\sigma 2\sigma 1\pi 1\delta)_\beta$	$0.7 \leq B \leq 10$
		GTO	$(1\sigma 2\sigma 3\sigma 4\sigma)_\beta$	$0 \leq B < 0.01$
			$(1\sigma 2\sigma 3\sigma 1\pi)_\beta$	$0.01 \leq B < 4.7$
			$(1\sigma 2\sigma 1\pi 2\pi)_\beta$	$4.7 \leq B < 9.7$
			$(1\sigma 2\sigma 3\sigma 1\pi)_\beta$	$9.7 \leq B \leq 10$

Table 2.: Ground-state configurations for BeH^+ as a function of the magnetic field strength calculated at the Hartree–Fock level using gauge-including Cartesian forms of the uncontracted aug-cc-pVTZ basis set of Gaussian-type orbitals (GTO), and with the finite element (FEM) basis set. Note that the orbitals are not sorted according to their energies.

Molecule	spin state	basis	configuration	field strength (B_0)	
BeH^+	singlet	FEM	$(1\sigma 2\sigma)_\alpha(1\sigma 2\sigma)_\beta$	$0 \leq B < 1.4$	
			$(1\sigma 1\pi)_\alpha(1\sigma 1\pi)_\beta$	$1.4 \leq B \leq 10$	
		GTO	$(1\sigma 2\sigma)_\alpha(1\sigma 2\sigma)_\beta$	$0 \leq B < 1.4$	
			$(1\sigma 1\pi)_\alpha(1\sigma 1\pi)_\beta$	$1.4 \leq B \leq 10$	
		triplet	FEM	$1\sigma_\alpha(1\sigma 2\sigma 3\sigma)_\beta$	$0 \leq B < 0.2$
				$1\sigma_\alpha(1\sigma 2\sigma 1\pi)_\beta$	$0.2 \leq B \leq 10$
	GTO		$1\sigma_\alpha(1\sigma 2\sigma 3\sigma)_\beta$	$0 \leq B \leq 0.2$	
			$1\sigma_\alpha(1\sigma 2\sigma 1\pi)_\beta$	$0.2 \leq B \leq 10$	
	quintet	FEM	$(1\sigma 2\sigma 3\sigma 1\pi)_\beta$	$0 \leq B < 1.5$	
			$(1\sigma 2\sigma 1\pi 1\delta)_\beta$	$1.5 \leq B \leq 10$	
			GTO	$(1\sigma 2\sigma 3\sigma 1\pi)_\beta$	$0 \leq B \leq 10$

changes from $(1\sigma 2\sigma)_\alpha(1\sigma 2\sigma)_\beta$ to $(1\sigma 1\pi)_\alpha(1\sigma 1\pi)_\beta$ at $B = 8.8 B_0$. This configuration was not obtained in the LONDON calculations.

Symmetry breaking is a well-known artifact of the Hartree–Fock method that originates from the neglect of electron correlation. A full wave function description includes all configurations which may be spatially dissimilar, the superposition of which, however, has the same symmetry as the system itself. As Hartree–Fock considers only one of these configurations, which does not reflect the full symmetry of the system, it is sometimes advantageous to further break the symmetries that are fulfilled by the exact wave function. Because the character of the symmetry-broken GTO calculation does not match that of the numerical calculations, the data corresponding to symmetry-broken configurations have been excluded from the comparison.

Calculations on the singlet state of BeH^+ yield the same orbital occupation with both methods. The crossing between the $(1\sigma 2\sigma)_\alpha(1\sigma 2\sigma)_\beta$ and the $(1\sigma 1\pi)_\alpha(1\sigma 1\pi)_\beta$ states occurs at $B = 1.4 B_0$ – significantly earlier than for LiH . The GTO calculations yielded a symmetry-broken state at $B = 7.7 B_0$. By tracing the symmetry-broken solution down to weaker fields, it turned out to be lower in energy than the state with the $(1\sigma 2\sigma)_\alpha(1\sigma 1\pi)_\beta$ configuration all the way down to $B = 0.8 B_0$, where it crosses the $(1\sigma 2\sigma)_\alpha(1\sigma 2\sigma)_\beta$ state. As the symmetry-broken state is again a Hartree–Fock artifact, we did not consider it further and excluded it from the graphs.

The singlet state of BH has a $(1\sigma 2\sigma 3\sigma)_\alpha(1\sigma 2\sigma 3\sigma)_\beta$ configuration at weak fields. Both the LONDON and HELFEM calculations predict that a state crossing occurs at $B = 0.3 B_0$, where a π orbital becomes the highest occupied orbital.

The CH^+ cation has a weak-field ground state with occupied orbitals of only σ symmetry. For field strengths $B \geq 0.3 B_0$, the ground-state configuration becomes $(1\sigma 2\sigma 1\pi)_\alpha(1\sigma 2\sigma 1\pi)_\beta$, as for BH . Symmetry analysis of the LONDON calculations

Table 3.: Ground-state configurations for BH and CH⁺ as a function of the magnetic field strength calculated at the Hartree–Fock level using gauge-including Cartesian forms of the uncontracted aug-cc-pVTZ basis set of Gaussian-type orbitals (GTO), and with the finite element (FEM) basis set. π_+ orbitals have a higher energy in the presence of the magnetic field than at zero field. Note that the orbitals are not sorted according to their energies.

Molecule	spin state	basis	configuration	field strength (B_0)	
BH	singlet	FEM	$(1\sigma 2\sigma 3\sigma)_\alpha (1\sigma 2\sigma 3\sigma)_\beta$	$0 \leq B < 0.3$	
			$(1\sigma 2\sigma 1\pi)_\alpha (1\sigma 2\sigma 1\pi)_\beta$	$0.3 \leq B \leq 10$	
		GTO	$(1\sigma 2\sigma 3\sigma)_\alpha (1\sigma 2\sigma 3\sigma)_\beta$	$0 \leq B < 0.3$	
			$(1\sigma 2\sigma 1\pi)_\alpha (1\sigma 2\sigma 1\pi)_\beta$	$0.3 \leq B \leq 10$	
		triplet	FEM	$(1\sigma 2\sigma)_\alpha (1\sigma 2\sigma 3\sigma 1\pi)_\beta$	$0 \leq B < 1.2$
				$(1\sigma 1\pi)_\alpha (1\sigma 2\sigma 3\sigma 1\pi)_\beta$	$1.2 \leq B < 3.6$
	$(1\sigma 1\pi)_\alpha (1\sigma 2\sigma 1\pi 2\pi)_\beta$			$3.6 \leq B \leq 10$	
	GTO		$(1\sigma 2\sigma)_\alpha (1\sigma 2\sigma 3\sigma 1\pi)_\beta$	$0 \leq B < 1.5$	
			$(1\sigma 1\pi)_\alpha (1\sigma 2\sigma 3\sigma 1\pi)_\beta$	$1.5 \leq B \leq 10$	
	quintet	FEM	$1\sigma_\alpha (1\sigma 2\sigma 3\sigma 1\pi 1\pi_+)_\beta$	$0 \leq B < 0.4$	
			$1\sigma_\alpha (1\sigma 2\sigma 3\sigma 1\pi 1\delta)_\beta$	$0.4 \leq B \leq 10$	
		GTO	$1\sigma_\alpha (1\sigma 2\sigma 3\sigma 1\pi 1\pi_+)_\beta$	$0 \leq B < 0.4$	
$1\sigma_\alpha (1\sigma 2\sigma 3\sigma 4\sigma 1\pi)_\beta$			$0.4 \leq B < 0.7$		
$1\sigma_\alpha (1\sigma 2\sigma 3\sigma 1\pi 2\pi)_\beta$			$0.7 \leq B < 1.5$		
$1\sigma_\alpha (1\sigma 2\sigma 3\sigma 1\pi 1\delta)_\beta$			$1.5 \leq B < 4.0$		
		$1\sigma_\alpha (1\sigma 2\sigma 3\sigma 4\sigma 1\pi)_\beta$	$4.0 \leq B \leq 10$		
CH ⁺	singlet	FEM	$(1\sigma 2\sigma 3\sigma)_\alpha (1\sigma 2\sigma 3\sigma)_\beta$	$0 \leq B < 0.3$	
			$(1\sigma 2\sigma 1\pi)_\alpha (1\sigma 2\sigma 1\pi)_\beta$	$0.3 \leq B \leq 10$	
		GTO	$(1\sigma 2\sigma 3\sigma)_\alpha (1\sigma 2\sigma 3\sigma)_\beta$	$0 \leq B < 0.3$	
			$(1\sigma 2\sigma 1\pi)_\alpha (1\sigma 2\sigma 1\pi)_\beta$	$0.3 \leq B \leq 10$	
	triplet	FEM	$(1\sigma 2\sigma)_\alpha (1\sigma 2\sigma 3\sigma 1\pi)_\beta$	$0 \leq B < 1.1$	
			$(1\sigma 1\pi)_\alpha (1\sigma 2\sigma 3\sigma 1\pi)_\beta$	$1.1 \leq B \leq 10$	
		GTO	$(1\sigma 2\sigma)_\alpha (1\sigma 2\sigma 3\sigma 1\pi)_\beta$	$0 \leq B < 1.3$	
			$(1\sigma 1\pi)_\alpha (1\sigma 2\sigma 3\sigma 1\pi)_\beta$	$1.3 \leq B \leq 10$	
	quintet	FEM	$1\sigma_\alpha (1\sigma 2\sigma 3\sigma 1\pi 1\pi_+)_\beta$	$0 \leq B < 0.7$	
			$1\sigma_\alpha (1\sigma 2\sigma 3\sigma 1\pi 1\delta)_\beta$	$0.7 \leq B \leq 10$	
		GTO	$1\sigma_\alpha (1\sigma 2\sigma 3\sigma 1\pi 1\pi_+)_\beta$	$0 \leq B < 1.2$	
			$1\sigma_\alpha (1\sigma 2\sigma 3\sigma 1\pi 1\delta)_\beta$	$1.2 \leq B < 6.5$	
		$1\sigma_\alpha (1\sigma 2\sigma 3\sigma 4\sigma 1\pi)_\beta$	$6.5 \leq B \leq 10$		

showed that the π orbital becomes more stable than the 2σ orbital at fields stronger than B_0 .

4.3. Triplet states

The total energy of the triplet state of the molecules calculated with the two approaches agree well up to about $B = B_0$. When the field strength is increased further, the basis set truncation error increases again and approaches 1000 kcal/mol at $B = 10 B_0$.

The H_2 molecule did not behave well in the GTO calculations, probably due to lack of basis functions needed for an accurate description of the 1π orbital. The basis set truncation error is 11.5 kcal/mol at $B = B_0$. For the other molecules, the basis set truncation errors lie in the range of 0.2 – 3.3 kcal/mol for $0 \leq B \leq B_0$. The monotonically increasing basis set truncation errors reach 30 kcal/mol at $B = 2 B_0$. At strong magnetic fields, the errors reach hundreds of kcal/mol for H_2 and HeH^+ , and 1300 kcal/mol for BH.

State crossings occur for many of the triplet states. In the HELFEM calculations, the triplet state of H_2 exhibits crossings between the $(1\sigma_g 1\sigma_u)_\beta$ and $(1\sigma_g 1\pi_u)_\beta$ configurations at $B = 0.5 B_0$. As was mentioned above, the $(1\sigma 1\pi)$ state is not reproduced accurately by the GTO calculation, which can tentatively be attributed to the insufficient number of p functions in the used basis set for hydrogen. This also leads to a different state-crossing point compared to the numerical calculation.

The calculations show that there is a state crossing at $B = 0.2 B_0$ for the triplet state of BeH^+ and at $B = 0.1 B_0$ for the triplet state of LiH , where the $1\sigma_\alpha(1\sigma 2\sigma 1\pi)_\beta$ configuration becomes the ground state.

The triplet state of BH was found to be challenging. The LONDON calculations yielded an energy of $-25.116456E_h$ at $B = 0$, which is lower than the energy of $-25.115935E_h$ obtained in the fully numerical calculation. Field-free calculations with a development version of Q-CHEM 5.1.1⁷⁷ yielded the same energy as LONDON, whereas the total energy obtained with the ERKALE^{78;79} and PSI4⁸⁰ codes for a symmetry-abiding wave function is higher than the one obtained in the fully numerical calculation. Despite the significant energy difference, the PSI4 and Q-CHEM calculations converged onto true local minima. The different energies that were obtained with the LONDON, ERKALE, PSI4 and Q-CHEM programs suggest that the calculations on the triplet state of BH converged to different solutions, even though the orbital configurations supposedly match. However, once the magnetic field is switched on, the problem with multiple solutions vanishes. The same solutions are obtained with the LONDON and HELFEM codes for $B \geq 0.001 B_0$.

The electron configuration of the triplet state of BH is $(1\sigma 2\sigma)_\alpha(1\sigma 2\sigma 3\sigma 1\pi)_\beta$ in weak fields. The configuration of the α electrons changes from $(1\sigma 2\sigma)_\alpha$ to $(1\sigma 1\pi)_\alpha$ at $B = 1.5 B_0$ according to the LONDON calculations and at $B = 1.2 B_0$ in the HELFEM calculations. The state with the $(1\sigma 1\pi)_\alpha(1\sigma 2\sigma 3\sigma 1\pi)_\beta$ configuration crosses the $(1\sigma 1\pi)_\alpha(1\sigma 2\sigma 1\pi 2\pi)_\beta$ state at $B = 3.3 B_0$ in the fully numerical calculations; this state crossing was not obtained in the GTO calculations.

The triplet state of CH^+ behaves in the same way as the triplet state of BH, except at $B = 0$. The weak field configuration is $(1\sigma 2\sigma)_\alpha(1\sigma 2\sigma 3\sigma 1\pi)_\beta$. In the GTO calculations, a state crossing occurs at $B = 1.3 B_0$, where the state with the $(1\sigma 1\pi)_\alpha(1\sigma 2\sigma 3\sigma 1\pi)_\beta$ becomes the ground state. This state crossing occurs already at $B = 1.1 B_0$ in the fully numerical calculations.

4.4. Quintet states

The quintet states are well described by the GTO calculations in the zero-field case, while the basis set truncation errors increase significantly at finite field. Large oscillations in the basis set truncation error are observed for BH and CH⁺.

In the GTO calculations, the ground-state electron configuration of the quintet state of LiH is $(1\sigma 2\sigma 3\sigma 4\sigma)_\beta$ at fields weaker than $0.01 B_0$; this configuration is an excited state in the fully numerical calculations. The $(1\sigma 2\sigma 3\sigma 1\pi)_\beta$ configuration is the ground state of LiH in the range of $0.01 B_0 \leq B < 4.7 B_0$ in the GTO calculations, whereas a state crossing from the $(1\sigma 2\sigma 3\sigma 1\pi)_\beta$ configuration to $(1\sigma 2\sigma 1\pi 1\delta)_\beta$ occurs already at $B = 0.7 B_0$ in the fully numerical calculations. This state containing a δ orbital was not found in the GTO calculations. Instead, a second state crossing is seen in the GTO calculations at $B = 9.7 B_0$, where the $(1\sigma 2\sigma 3\sigma 1\pi)_\beta$ configuration becomes the ground state again. The second state crossing is unexpected and is probably another artifact due to the incomplete GTO basis set.

The quintet state of BeH⁺ has a $(1\sigma 2\sigma 3\sigma 1\pi)_\beta$ configuration in the whole range of the investigated magnetic field strengths in the GTO calculations. The ground state in the fully numerical calculations, however, changes to $(1\sigma 2\sigma 1\pi 1\delta)_\beta$ at $B = 1.5 B_0$, similarly to the case of LiH.

Many ground-state electron configurations were obtained for BH in the GTO calculations, whereas the numerical calculations yielded only two ground-state configurations. For $0 \leq B < 0.4 B_0$, the highest occupied β orbital (π_+) is a destabilized π_+ orbital, whose orbital energy increases with increasing strength of the magnetic field. The obtained electron configuration at weak magnetic fields is $1\sigma_\alpha(1\sigma 2\sigma 3\sigma 1\pi 1\pi_+)_\beta$ in both the HELFEM and LONDON calculations. For magnetic fields stronger than $B = 0.4 B_0$, the HELFEM calculations yielded a ground-state configuration of $1\sigma_\alpha(1\sigma 2\sigma 3\sigma 1\pi 1\delta)_\beta$. In the GTO calculations, the ground-state configuration in the range of $B = [0.4, 0.7] B_0$ is $1\sigma_\alpha(1\sigma 2\sigma 3\sigma 4\sigma 1\pi)_\beta$, whose π orbital is stabilized when increasing the magnetic field strength. For $0.7 B_0 \leq B < 1.5 B_0$, the obtained configuration is $1\sigma_\alpha(1\sigma 2\sigma 3\sigma 1\pi 2\pi)_\beta$. The two latter states are excited states in the fully numerical calculations. The sharp peak at $B = 0.4 B_0$ in the curve for the quintet state in Fig. 2 appears to originate from variations in the basis set truncation error with respect to the strength of the magnetic field.

For $1.5 B_0 \leq B \leq 4.0 B_0$, a $1\sigma_\alpha(1\sigma 2\sigma 3\sigma 1\pi 1\delta)_\beta$ ground-state configuration is obtained in both the LONDON and HELFEM calculations, whereas at stronger fields the ground-state configuration of the GTO calculations is again $1\sigma_\alpha(1\sigma 2\sigma 3\sigma 4\sigma 1\pi)_\beta$. Due to the orbital-Zeeman term in the Hamiltonian, it is unexpected that a high-angular-momentum orbital with $m = -2$ becomes less stable than a σ orbital with $m = 0$, when increasing the strength of the magnetic field. Thus, the second state crossing in the GTO calculations is most likely an artifact due to the employed GTO basis set.

The ground-state configuration of the quintet state of CH⁺ is $1\sigma_\alpha(1\sigma 2\sigma 3\sigma 1\pi 1\pi_+)_\beta$ at weak fields. The first state crossing to $1\sigma_\alpha(1\sigma 2\sigma 3\sigma 1\pi 1\delta)_\beta$ occurs at $B = 0.7 B_0$ in the HELFEM calculations and at $B = 1.2 B_0$ in the LONDON calculations. The small peak at $B = 0.7 B_0$ in the curve for the quintet state in Fig. 2 appears to be caused by variations in the basis set quality with respect to the strength of the external magnetic field. A second state crossing is obtained in the GTO calculations at $B = 6.5 B_0$, where the $1\sigma_\alpha(1\sigma 2\sigma 3\sigma 4\sigma 1\pi)_\beta$ configuration becomes the lowest one. This is again most likely an artifact due to the employed GTO basis set as in the BH case.

Table 4.: Basis set truncation errors in kcal/mol for BeH^+ in uncontracted, gauge-including Cartesian Gaussian basis sets with primitives adopted from the aug-cc-pVTZ, aug-cc-pVQZ, and aug-cc-pV5Z basis sets without g and h functions.

Spin state	B/B_0	triple- ζ	quadruple- ζ	quintuple- ζ
singlet	1	0.57	0.16	0.03
	2	24.16	4.00	1.77
triplet	1	1.03	0.34	0.14
	2	10.37	2.01	1.00
quintet	1	2.48	0.75	0.24
	2	103.30	29.00	25.04

4.5. Basis set study

Basis set truncation errors were studied by performing calculations on BeH^+ as the representative molecule due to its rich state diagram. Preliminary calculations showed that higher-angular-momentum functions become more important in stronger magnetic fields, and that deviations from the numerical reference energies became much smaller when using larger basis sets.

The influence of higher-angular momentum functions was assessed by performing calculations using uncontracted aug-cc-pVQZ and aug-cc-pV5Z basis sets without g or h functions, in order to make the calculations more tractable. This yields triple-, quadruple- and quintuple- ζ basis sets with the compositions of $6s3p2d$, $7s4p3d2f$, and $9s5p4d3f$ for H, and $12s6p3d2f$, $13s7p4d3f$, and $15s9p5d4f$ for Be, respectively. The results of the calculations in these basis sets are shown in table 4. The basis-set truncation errors are larger for stronger magnetic fields, as expected.

The calculations show that the triple- ζ basis set describes the singlet and triplet states of BeH^+ better than its quintet state. The basis is not large enough for the quintet state, as it fails to reproduce the occupied δ orbital, which is, however, found with the quadruple- and quintuple- ζ basis sets. This manifests as the huge error – over 100 kcal/mol – at $B = 2B_0$. But, the energy difference from the numerical reference value for the same configuration is only 19.09 kcal/mol.

At strong magnetic fields, the ground state might have occupied orbitals with larger $|m|$ quantum numbers. However, states with occupied orbitals that have $|m|$ values larger than 2 (δ orbitals) have not been investigated in the present work. The benchmark study suggests that rather accurate energies can be obtained for molecules in magnetic fields stronger than $B = 1 B_0$, provided that a GTO basis set providing sufficient coverage for the occupied orbitals in its range of exponents is used. For instance, a proper description of the δ orbital in the quintet state of BeH^+ requires a large set of d functions, as well as higher-angular-momentum functions to describe the polarization of the δ orbital.

5. Summary and Conclusion

We have performed fully numerical Hartree–Fock (HF) calculations on diatomic molecules exposed to an external magnetic field along the molecular axis with the

HELFEFEM program. The main aim of the study was to assess the basis set truncation errors in unrestricted HF energies obtained using large gauge-including basis sets of uncontracted Gaussian-type orbitals (GTO). Although calculations at the density functional theory (DFT) level can also be performed with HELFEFEM, for simplicity we chose the HF level for the present study, since HF and DFT calculations have similar basis set requirements.

We performed calculations on a few low-lying states of H_2 , HeH^+ , LiH , BeH^+ , BH , and CH^+ as a function of the magnetic field strength in the range of $B = [0, 10] B_0$, using the recently published HELFEFEM program⁵⁴⁻⁵⁶ that has been extended to calculations on atoms and diatomic molecules in finite magnetic fields in the present work. Due to state crossings, several electronic states were studied as a function of the magnetic field strength. As the aim was to study basis set effects, fixed internuclear distances were employed, even though bond lengths are known to decrease significantly when increasing the strength of the magnetic field.

In the present work, we compared energies calculated using the numerical approach implemented in the HELFEFEM code with values calculated with the LONDON program, employing London- a.k.a. gauge-including atomic orbitals (GIAO) formed from commonly-used primitive Gaussian basis sets. As the HELFEFEM calculations employ local basis sets close to the complete basis set limit, gauge factors such as those used in LONDON are not necessary in the fully numerical approach. The energies obtained in the fully numerical UHF calculations can be used in other studies as reference data.

The calculations show that the Cartesian forms of the uncontracted aug-cc-pVTZ basis sets^{71;72} have basis set truncation errors of the order of 1 kcal/mol in the absence of the external magnetic field, whereas the truncation errors of the gauge-including basis become significantly larger when the strength of the magnetic field is increased. The largest basis set truncation error at $B = 10 B_0$ is more than 1000 kcal/mol. The calculations also show oscillations in the energy as a function of the magnetic field, which can be possibly explained by the basis set truncation error being smaller for some magnetic field strengths, for which the exponents happen to be closer to optimal values than at other field strengths.

Calculations on BeH^+ with larger basis sets showed that the basis set truncation errors can be made significantly smaller by employing basis sets with more high-angular-momentum functions. The problem of determining optimal atomic-orbital basis sets for finite fields could be investigated in future work.

The comparison of the energies calculated using the two approaches revealed lots of technical and formal difficulties. The ground-state electron configurations change when increasing the strength of the external magnetic field. When symmetry restrictions are not employed, optimization algorithms may not always be able to find the lowest-lying configuration, which leads to discontinuities in the energy as a function of the magnetic field strength. The discontinuities can, however, be resolved by tracking the various states by reading in converged orbitals for the wanted configuration at a different value of B .

We also discovered that in some cases the lowest state corresponds to a symmetry-broken solution. Symmetry-broken solutions were a problem only in the GTO calculations, as symmetry restrictions are not supported in the LONDON program, whereas in the fully numerical HELFEFEM program the symmetry of the occupied orbitals were explicitly enforced. HELFEFEM also supports calculations of states with broken symmetry. However, locating symmetry-broken solutions in the extended basis set is not trivial.^{55;56}

Acknowledgment

We thank Trygve Helgaker and Erik Tellgren for a copy of the LONDON code, and Stella Stopkowicz and Florian Hampe for their tool for determining orbital symmetry. This work was supported by The Academy of Finland through projects 311149 and 314821 as well as by the Magnus Ehrnrooth Foundation. The authors acknowledge CSC – the Finnish IT Center for Science as well as the Finnish Grid and Cloud Infrastructure (persistent identifier urn:nbn:fi:research-infras-2016072533) for computer time.

References

- [1] J.R. Miller, IEEE Trans. Appl. Supercond. **13**, 1385–1390 (2003).
- [2] J.C. Kemp, J.B. Swedlund, J.D. Landstreet and J.R.P. Angel, Astrophys. J. **161**, L77–L79 (1970).
- [3] J.R.P. Angel, Astrophys. J. **216**, 1–17 (1977).
- [4] G.D. Schmidt, P. Bergeron and B. Fegley, Astrophys. J. **443**, 274 (1995).
- [5] S. Jordan, P. Schmelcher, W. Becken and W. Schweizer, Astron. Astrophys. **36**, L33–L36 (1998).
- [6] D.T. Wickramasinghe and L. Ferrario, Publ. Astron. Soc. Pacific **112**, 873–924 (2000).
- [7] D.T. Wickramasinghe, G. Schmidt, L. Ferrario and S. Vennes, Mon. Not. R. Astron. Soc. **332**, 29–33 (2002).
- [8] J. Liebert, H.C. Harris, C.C. Dahn, G.D. Schmidt, S.J. Kleinman, A. Nitta, J. Krzesinski, D. Eisenstein, J.A. Smith, P. Szkody, S. Hawley, S.F. Anderson, J. Brinkmann, M.J. Collinge, X. Fan, P.B. Hall, G.R. Knapp, D.Q. Lamb, B. Margon, D.P. Schneider and N. Silvestri, Astron. J. **126**, 2521–2528 (2003).
- [9] R.H. Garstang, Reports Prog. Phys. **40**, 105–154 (1977).
- [10] B.N. Murdin, J. Li, M.L.Y. Pang, E.T. Bowyer, K.L. Litvinenko, S.K. Clowes, H. Engelkamp, C.R. Pidgeon, I. Galbraith, N.V. Abrosimov, H. Riemann, S.G. Pavlov, H.W. Hübers and P.G. Murdin, Nat. Commun. **4**, 1469 (2013).
- [11] R.C. Duncan and C. Thompson, Astrophys. J. **392**, L9–L13 (1992).
- [12] R.C. Duncan, AIP Conf. Proc. **526**, 830–841 (2000).
- [13] D. Neuhauser, S.E. Koonin and K. Langanke, Phys. Rev. A **36**, 4163–4175 (1987).
- [14] E.H. Lieb, J.P. Solovej and J. Yngvason, Phys. Rev. Lett. **69**, 749–752 (1992).
- [15] M. Demeur, P.H. Heenen and M. Godefroid, Phys. Rev. A **49**, 176–183 (1994).
- [16] M.A. Liberman and B. Johansson, Physics-Uspekhi **38**, 117–136 (1995).
- [17] B.M. Relovsky and H. Ruder, Phys. Rev. A **53**, 4068–4074 (1996).
- [18] Z. Medin and D. Lai, Phys. Rev. A **74**, 062507 (2006).
- [19] Z. Medin and D. Lai, Phys. Rev. A **74**, 062508 (2006).
- [20] A. Thirumalai and J.S. Heyl, Phys. Rev. A **89**, 052522 (2014).
- [21] D. Lai, Rev. Mod. Phys. **73**, 629–662 (2001).
- [22] F. London, J. Phys. le Radium **8**, 397–409 (1937).
- [23] R. Ditchfield, Mol. Phys. **27**, 789–807 (1974).
- [24] K. Wolinski, J.F. Hinton and P. Pulay, J. Am. Chem. Soc. **112**, 8251–8260 (1990).
- [25] P. Schmelcher, Science **337**, 302–303 (2012).
- [26] K.K. Lange, E.I. Tellgren, M.R. Hoffmann and T. Helgaker, Science **337**, 327–331 (2012).
- [27] S. Xu, M. Jura, D. Koester, B. Klein and B. Zuckerman, Astrophys. J. **766**, L18 (2013).

- [28] S. Stopkowicz, J. Gauss, K.K. Lange, E.I. Tellgren and T. Helgaker, *J. Chem. Phys.* **143**, 074110 (2015).
- [29] R.D. Reynolds and T. Shiozaki, *Phys. Chem. Chem. Phys.* **17**, 14280–14283 (2015).
- [30] F. Hampe and S. Stopkowicz, *J. Chem. Phys.* **146**, 154105 (2017).
- [31] S. Stopkowicz, *Int. J. Quantum Chem.* **118**, e25391 (2018).
- [32] C. Aldrich and R.L. Greene, *Phys. Status Solidi* **93**, 343–350 (1979).
- [33] P. Schmelcher and L.S. Cederbaum, *Phys. Rev. A* **37**, 672–681 (1988).
- [34] W. Becken, P. Schmelcher and F.K. Diakonov, *J. Phys. B At. Mol. Opt. Phys.* **32**, 1557–1584 (1999).
- [35] W. Becken and P. Schmelcher, *J. Phys. B At. Mol. Opt. Phys.* **33**, 545–568 (2000).
- [36] W. Becken and P. Schmelcher, *Phys. Rev. A* **63**, 053412 (2001).
- [37] O.A. Al-Hujaj and P. Schmelcher, *Phys. Rev. A* **70**, 023411 (2004).
- [38] O.A. Al-Hujaj and P. Schmelcher, *Phys. Rev. A* **70**, 033411 (2004).
- [39] T. Detmer, P. Schmelcher, F.K. Diakonov and L.S. Cederbaum, *Phys. Rev. A* **56**, 1825–1838 (1997).
- [40] T. Detmer, P. Schmelcher and L.S. Cederbaum, *J. Chem. Phys.* **109**, 9694–9700 (1998).
- [41] T. Detmer, P. Schmelcher and L.S. Cederbaum, *Phys. Rev. A* **57**, 1767–1777 (1998).
- [42] A. Kubo, *J. Phys. Chem. A* **111**, 5572–5581 (2007).
- [43] W. Zhu, L. Zhang and S.B. Trickey, *Phys. Rev. A* **90**, 022504 (2014).
- [44] W. Zhu and S.B. Trickey, *J. Chem. Phys.* **147**, 244108 (2017).
- [45] M.V. Ivanov, *J. Phys. B At. Mol. Opt. Phys.* **27**, 4513–4521 (1994).
- [46] M.V. Ivanov and P. Schmelcher, *Phys. Rev. A* **57**, 3793–3800 (1998).
- [47] M.V. Ivanov and P. Schmelcher, *Phys. Rev. A* **60**, 3558–3568 (1999).
- [48] M.V. Ivanov and P. Schmelcher, *Phys. Rev. A* **61**, 022505 (2000).
- [49] M.V. Ivanov and P. Schmelcher, *Eur. Phys. J. D* **14**, 279–288 (2001).
- [50] M.V. Ivanov and P. Schmelcher, *J. Phys. B At. Mol. Opt. Phys.* **34**, 2031–2044 (2001).
- [51] M.V. Ivanov and P. Schmelcher, *Adv. Quantum Chem.* **40**, 361–379 (2001).
- [52] C. Schimeczek, D. Engel and G. Wunner, *Comput. Phys. Commun.* **185**, 1498–1499 (2014).
- [53] S.R. Jensen, T. Flå, D. Jonsson, R.S. Monstad, K. Ruud and L. Frediani, *Phys. Chem. Chem. Phys.* **18**, 21145–21161 (2016).
- [54] S. Lehtola, *HelFEM – Finite element methods for electronic structure calculations on small systems* Helsinki, Finland, 2018. <<http://github.com/susilehtola/HelFEM>>.
- [55] S. Lehtola, arXiv p. 1810.11651 (2018).
- [56] S. Lehtola, arXiv p. 1810.11653 (2018).
- [57] W. Kohn and L.J. Sham, *Phys. Rev.* **140**, A1133–A1138 (1965).
- [58] P. Hohenberg and W. Kohn, *Phys. Rev.* **136**, B864–B871 (1964).
- [59] S. Lehtola, C. Steigemann, M.J. Oliveira and M.A. Marques, *SoftwareX* **7**, 1–5 (2018).
- [60] E.A. McCullough, *J. Chem. Phys.* **62**, 3991–3999 (1975).
- [61] E.A. McCullough, *Comput. Phys. Reports* **4**, 265–312 (1986).
- [62] S. Lehtola, arXiv p. 1902.01431 (2019).
- [63] Y.P. Kravchenko and M.A. Liberman, *Phys. Rev. A* **55**, 2701–2710 (1997).
- [64] M. Vincke and D. Baye, *J. Phys. B At. Mol. Opt. Phys.* **39**, 2605–2618 (2006).
- [65] LONDON, a quantum-chemistry program for plane-wave/GTO hybrid basis sets

- and finite magnetic field calculations. By E. Tellgren (primary author), T. Helgaker, A. Soncini, K. K. Lange, A. M. Teale, U. Ekström, S. Stopkowicz, J. H. Austad, and S. Sen .
- [66] E.I. Tellgren, T. Helgaker and A. Soncini, *Phys. Chem. Chem. Phys.* **11**, 5489–5498 (2009).
 - [67] C. Roothaan, *Rev. Mod. Phys.* **23**, 69–89 (1951).
 - [68] J.A. Pople and R.K. Nesbet, *J. Chem. Phys.* **22**, 571 (1954).
 - [69] E.I. Tellgren, A. Soncini and T. Helgaker, *J. Chem. Phys.* **129**, 154114 (2008).
 - [70] F. Weigend and R. Ahlrichs, *Phys. Chem. Chem. Phys.* **7**, 3297–305 (2005).
 - [71] T.H. Dunning, *J. Chem. Phys.* **90**, 1007 (1989).
 - [72] D.E. Woon and T.H. Dunning, *J. Chem. Phys.* **103**, 4572 (1995).
 - [73] P. Pulay, *Chem. Phys. Lett.* **73**, 393–398 (1980).
 - [74] P. Pulay, *J. Comput. Chem.* **3**, 556–560 (1982).
 - [75] X. Hu and W. Yang, *J. Chem. Phys.* **132**, 054109 (2010).
 - [76] The reference data is freely available at https://github.com/susilehtola/diatomic_reference.
 - [77] Y. Shao, Z. Gan, E. Epifanovsky *et al.*, *Mol. Phys.* **113**, 184–215 (2015).
 - [78] S. Lehtola, ERKALE – HF/DFT from Hel 2018. <<https://github.com/susilehtola/erkale>>.
 - [79] J. Lehtola, M. Hakala, A. Sakko and K. Hämäläinen, *J. Comput. Chem.* **33**, 1572–1585 (2012).
 - [80] R.M. Parrish, L.A. Burns, D.G.A. Smith, A.C. Simmonett, A.E. DePrince, E.G. Hohenstein, U. Bozkaya, A.Y. Sokolov, R. Di Remigio, R.M. Richard, J.F. Gonthier, A.M. James, H.R. McAlexander, A. Kumar, M. Saitow, X. Wang, B.P. Pritchard, P. Verma, H.F. Schaefer, K. Patkowski, R.A. King, E.F. Valeev, F.A. Evangelista, J.M. Turney, T.D. Crawford and C.D. Sherrill, *J. Chem. Theory Comput.* **13**, 3185–3197 (2017).

Supporting Information

The total energy as a function of the magnetic field strength for all states obtained in the calculations with the finite-element (FEM) calculations with HELFEM, and the gauge-including Gaussian-type orbital (GTO) calculations with LONDON are shown in Figs. S1 to S2 for H_2 , in Figs. S3 to S4 for HeH^+ , in Figs. S5 to S7 for LiH , in Figs. S8 to S10 for BeH^+ , in Figs. S11 to S13 for BH , and in Figs. S14 to S16 for CH^+ . The resulting ground-state configurations in the FEM and GTO calculations have been identified in table S1 for H_2 , HeH^+ , and LiH , and in tables S2, S3 and S4 for BeH^+ , BH and CH^+ , respectively.

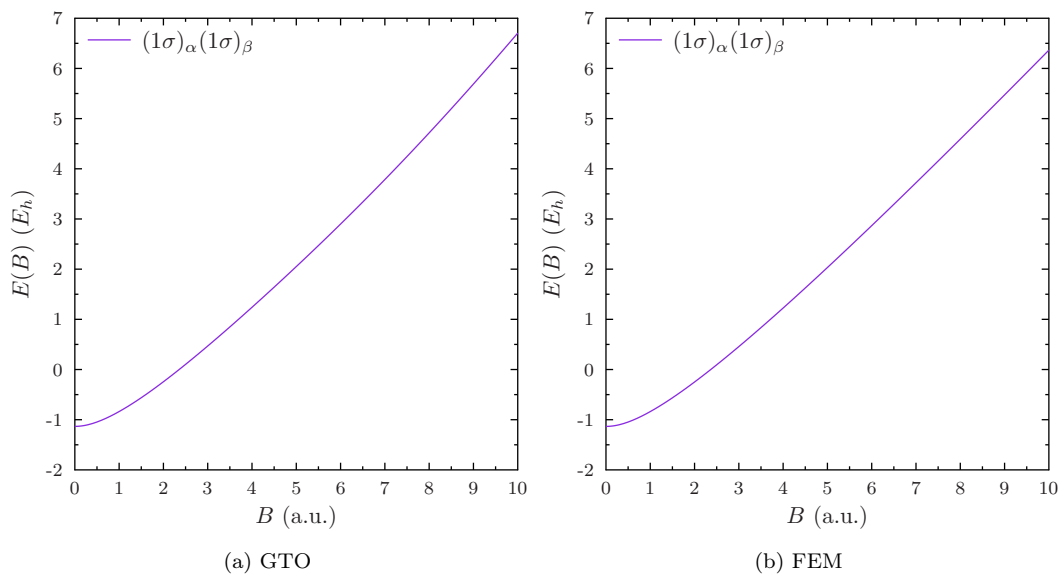


Figure S1.: H_2 singlet.

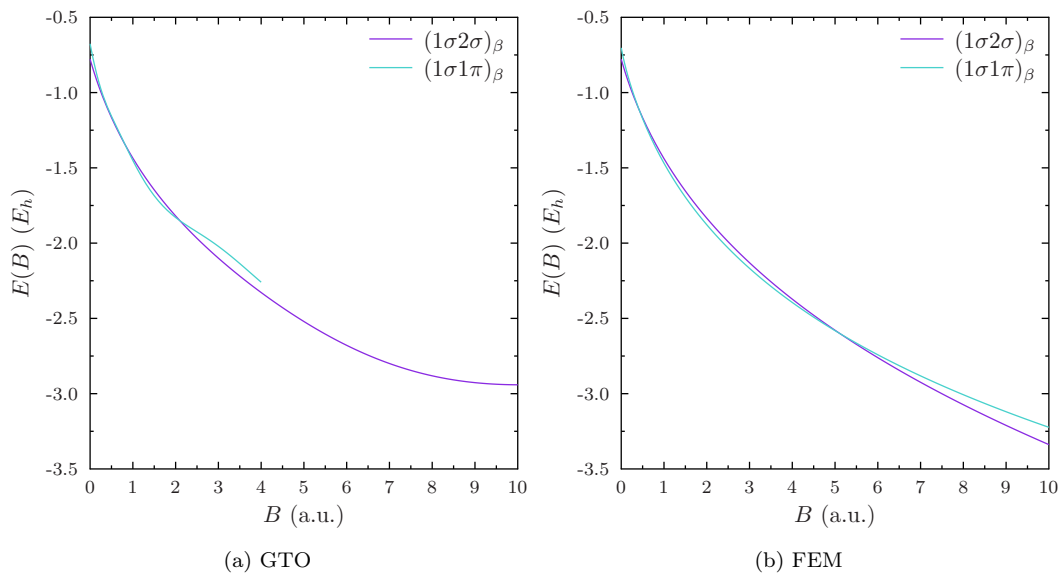


Figure S2.: H_2 triplet.

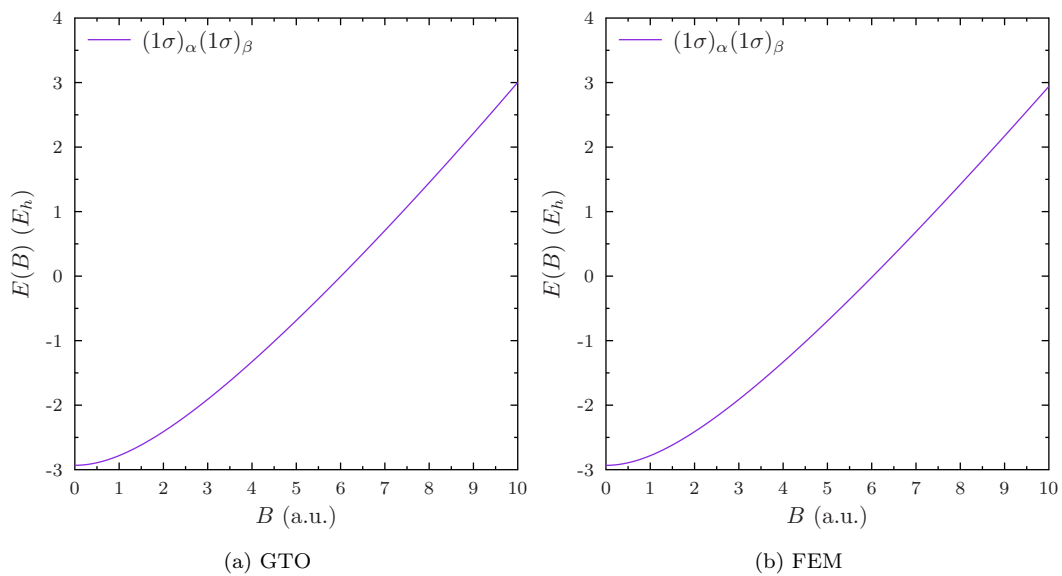


Figure S3.: HeH⁺ singlet.

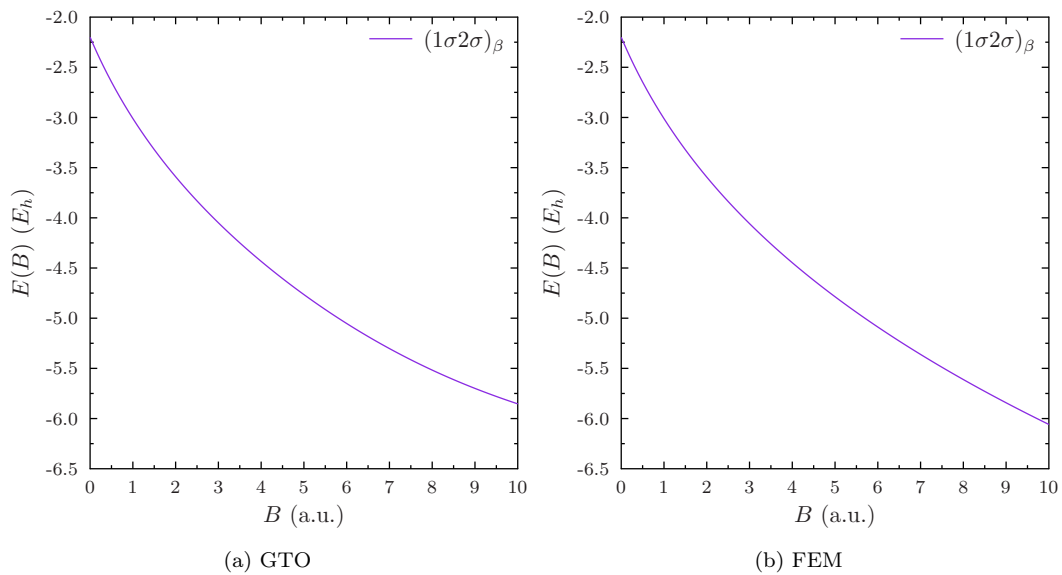


Figure S4.: HeH⁺ triplet.

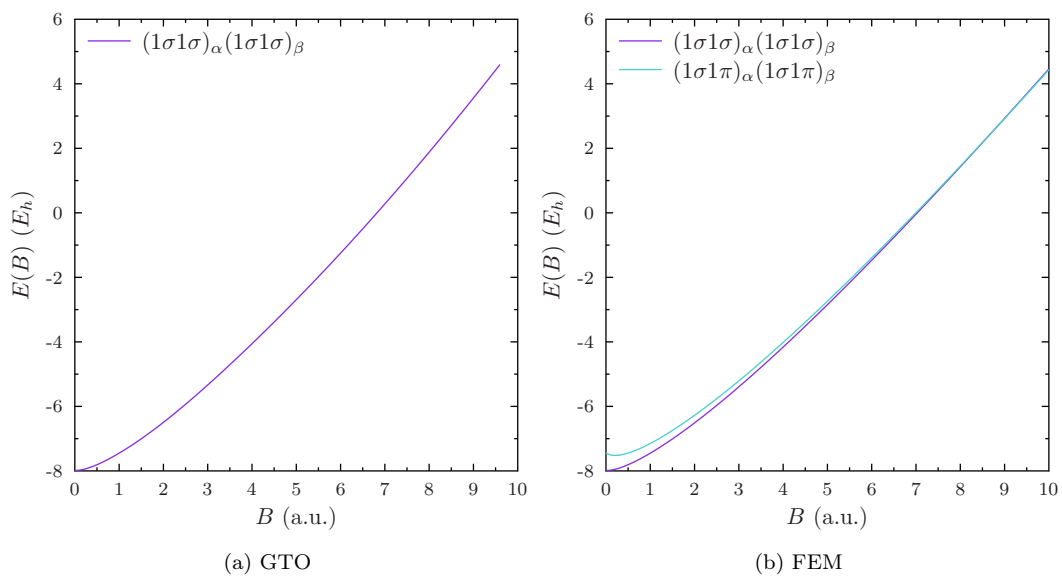
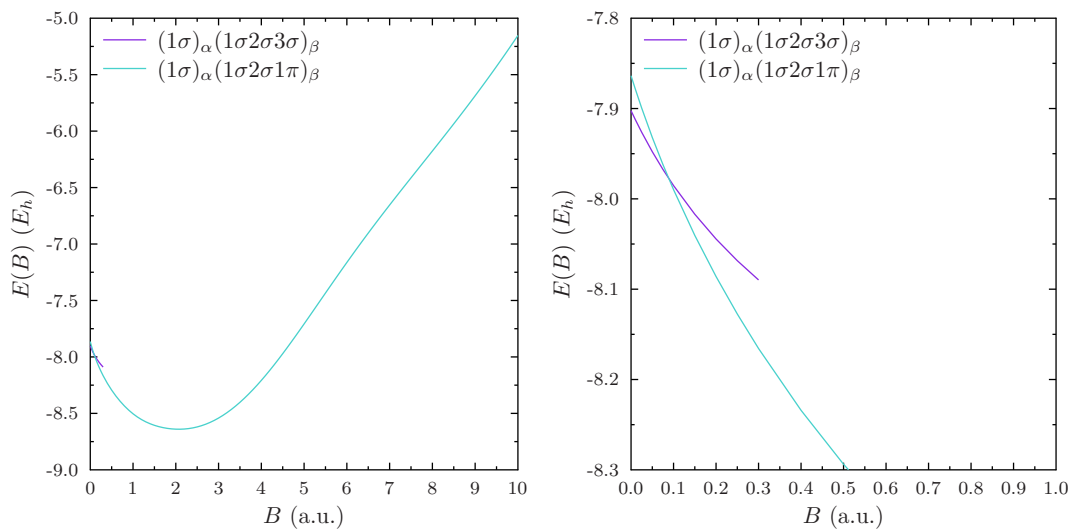
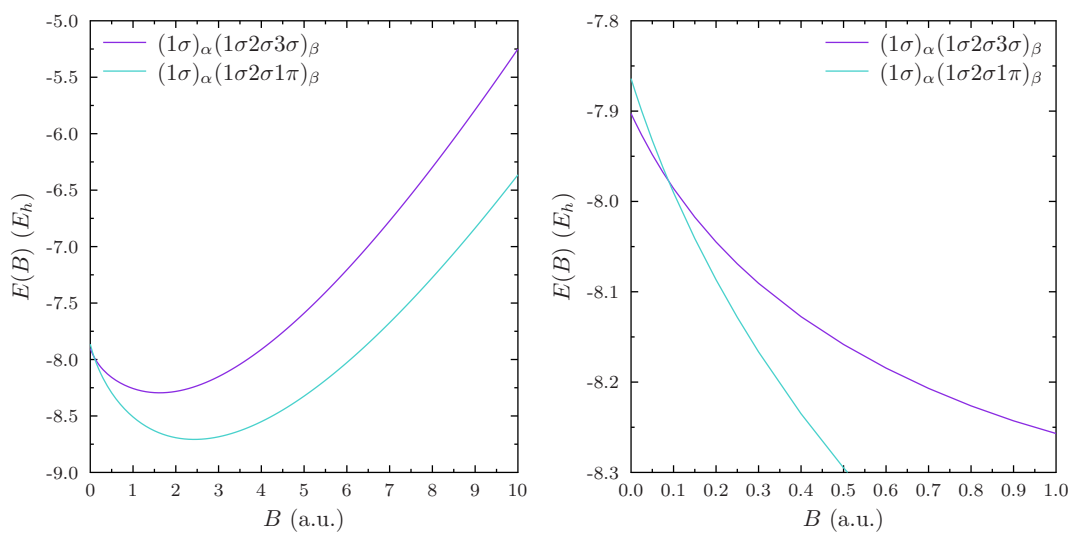


Figure S5.: LiH singlet.



(a) GTO



(b) FEM

Figure S6.: LiH triplet.

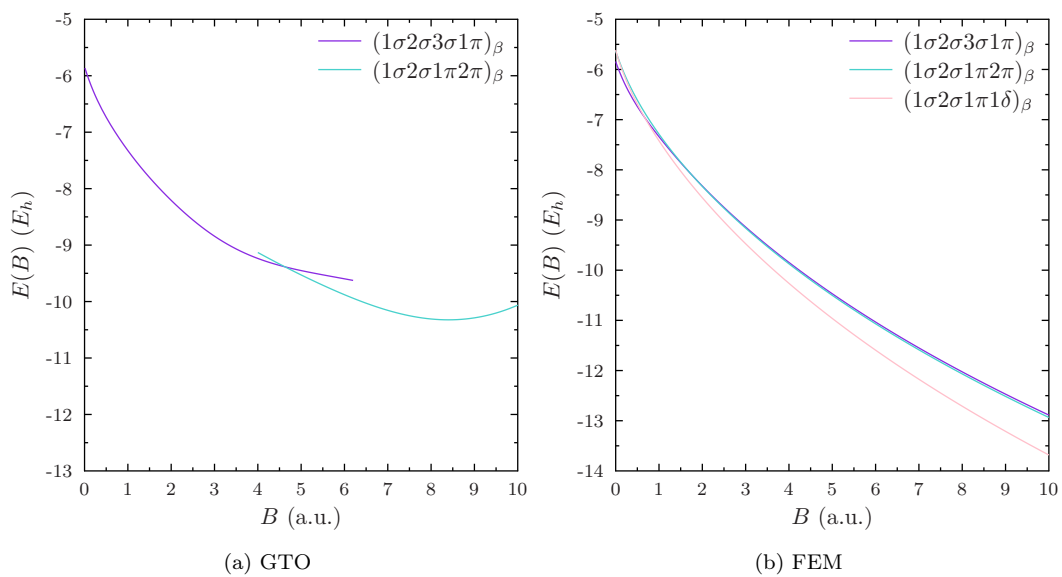
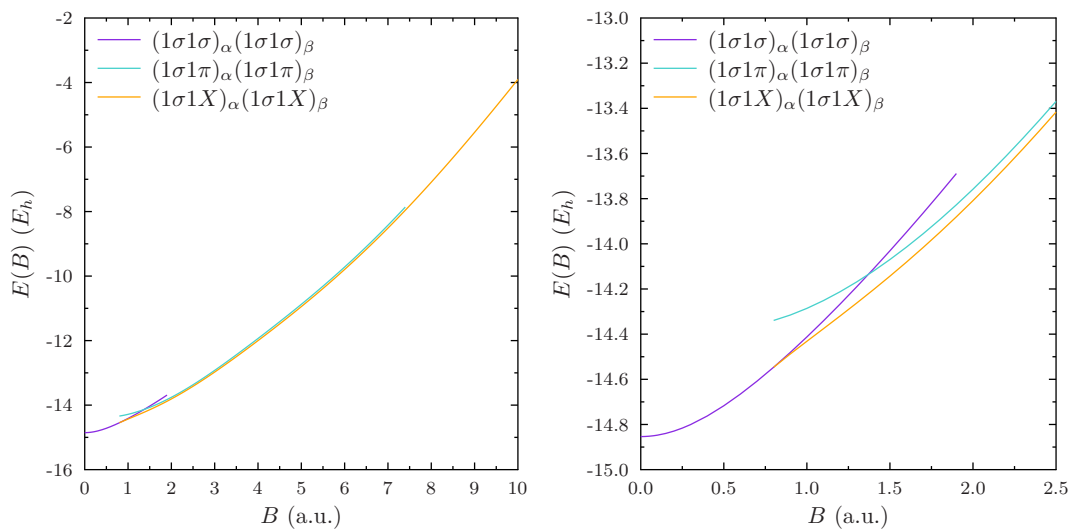
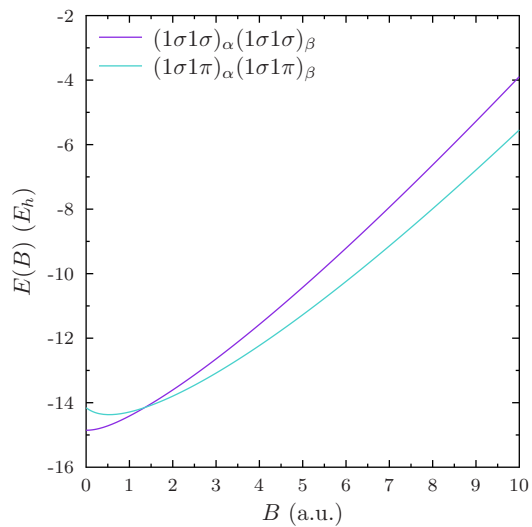


Figure S7.: LiH quintet.

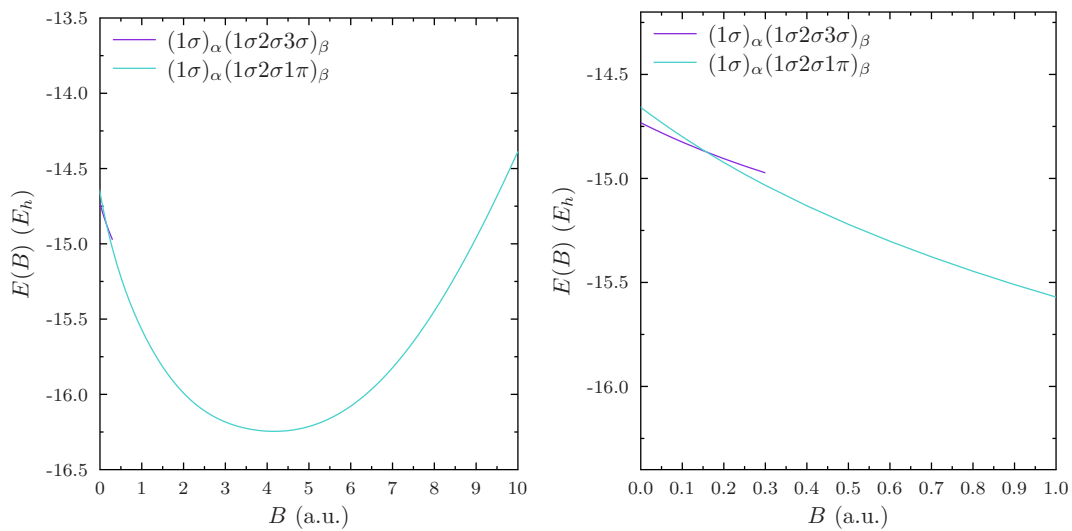


(a) GTO

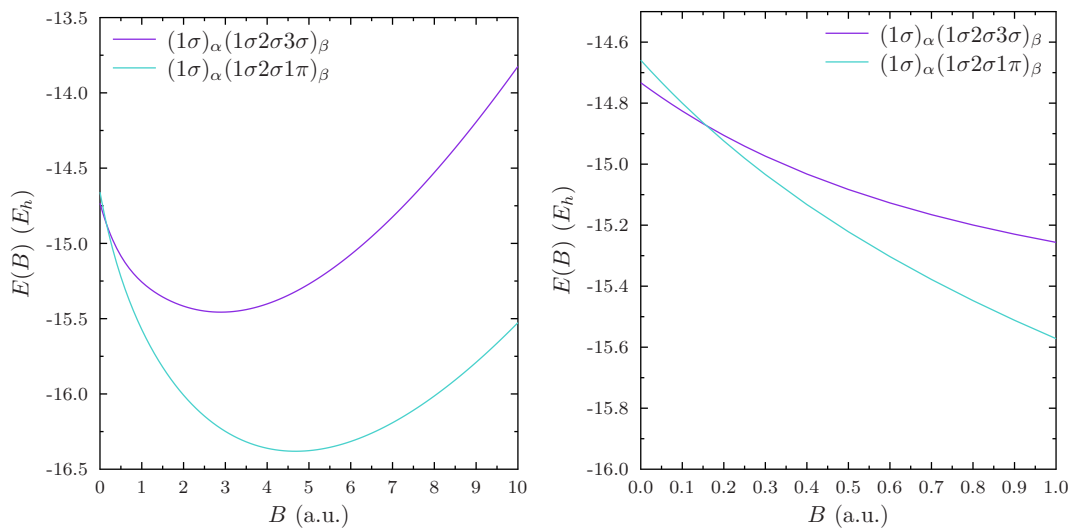


(b) FEM

Figure S8.: BeH^+ singlet.



(a) GTO



(b) FEM

Figure S9.: BeH^+ triplet.

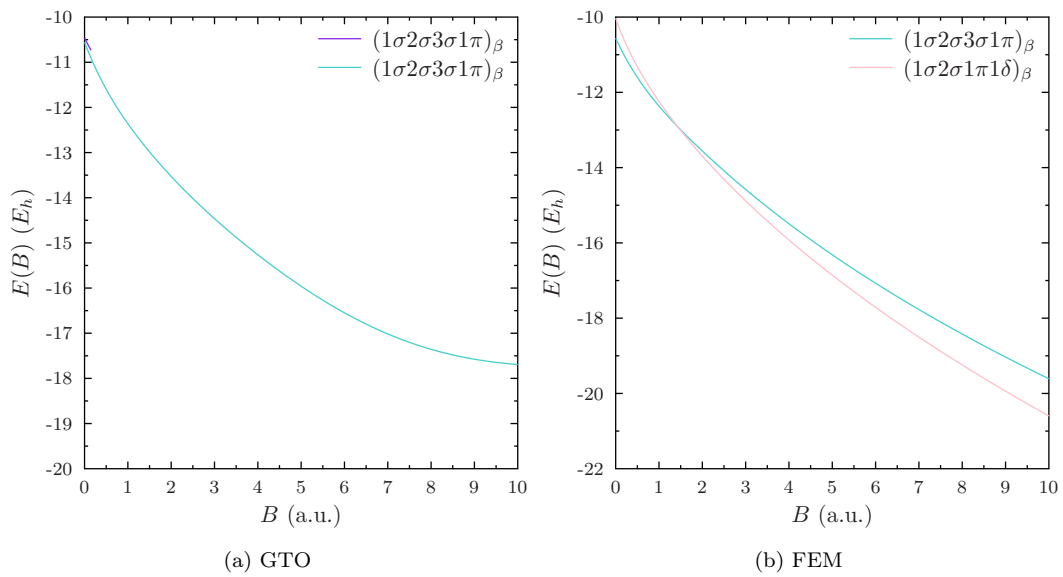
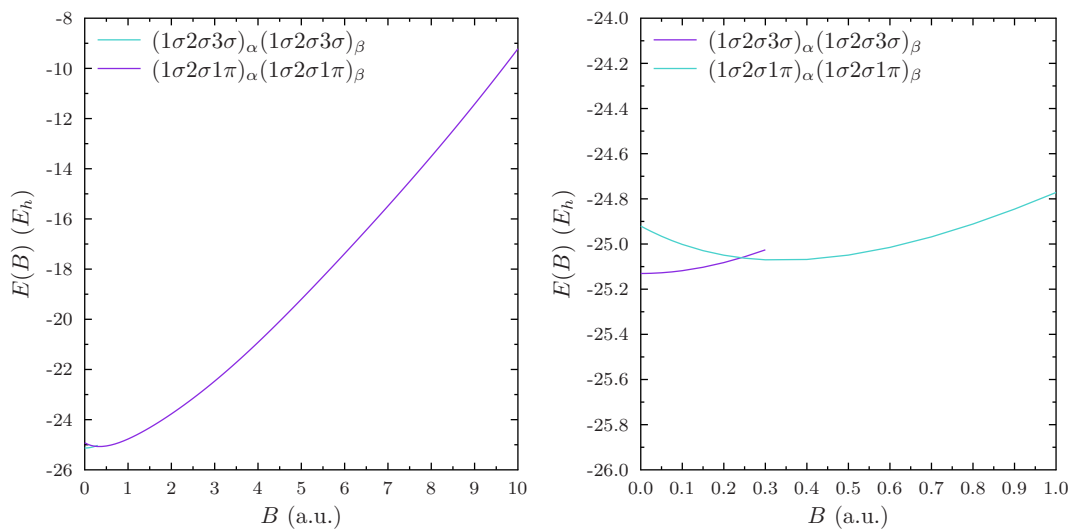
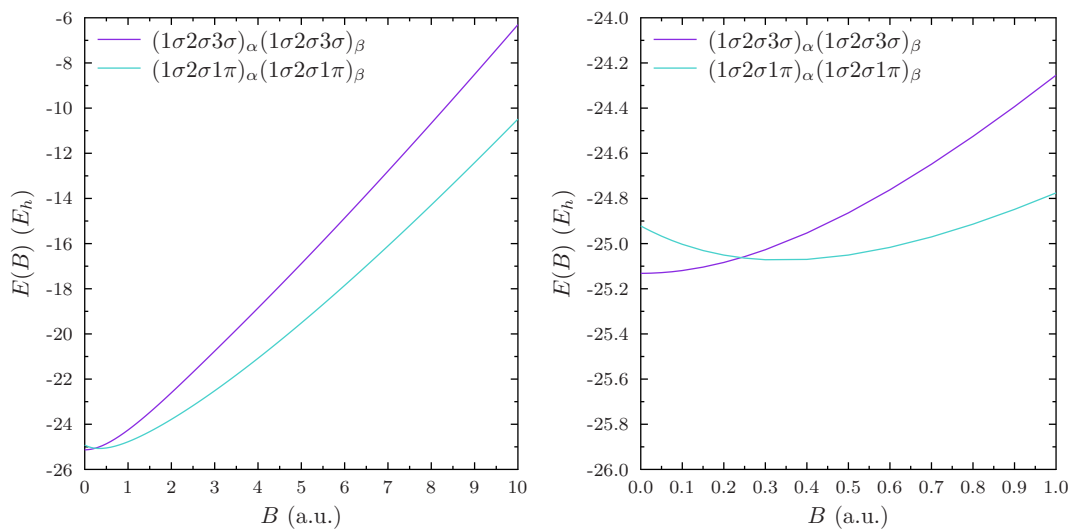


Figure S10.: BeH^+ quintet.



(a) GTO



(b) FEM

Figure S11.: BH singlet.

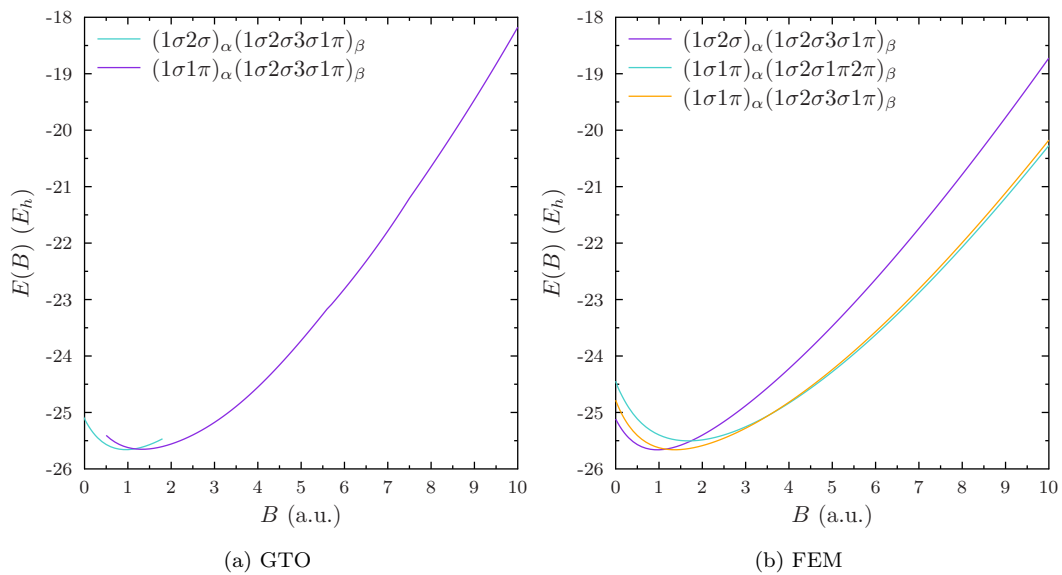
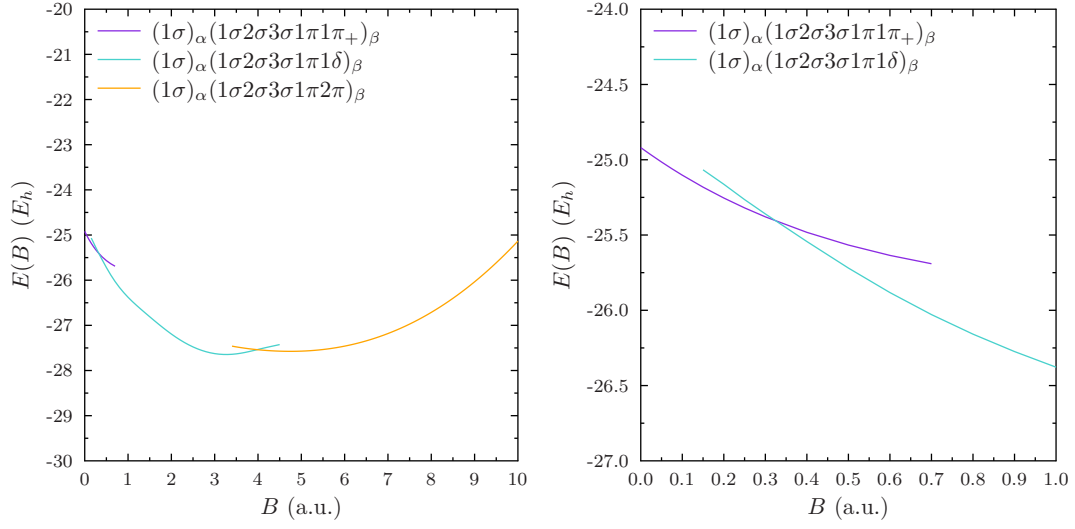
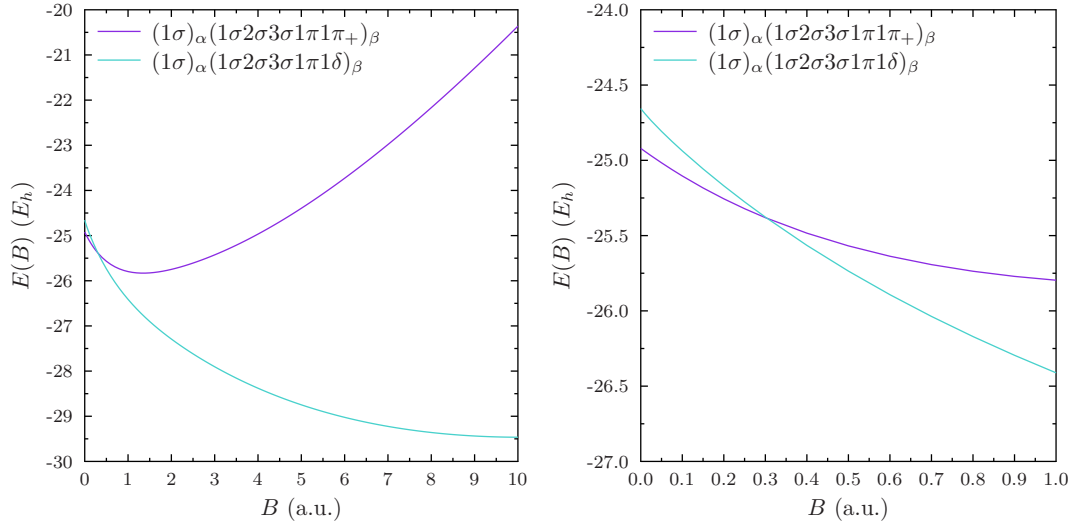


Figure S12.: BH triplet.

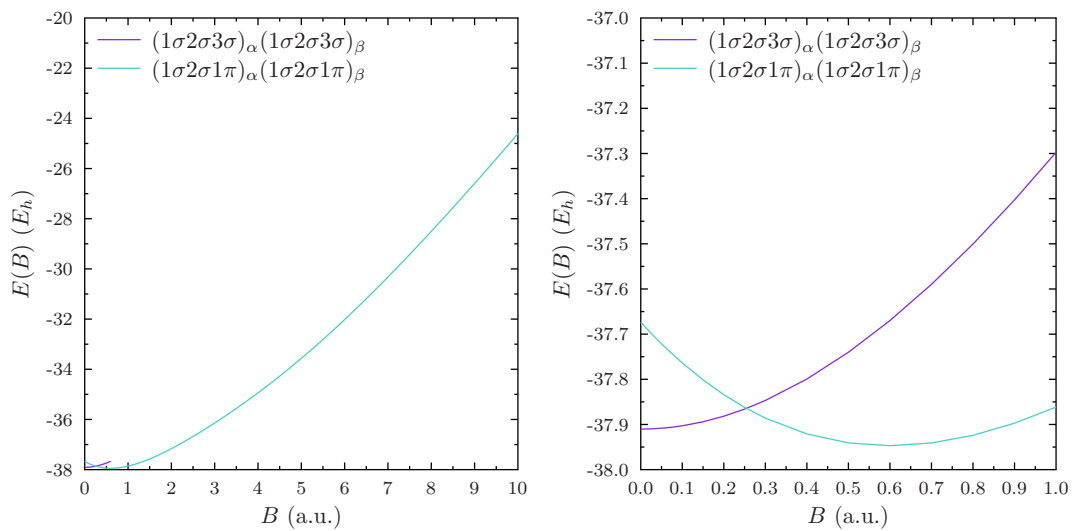


(a) GTO

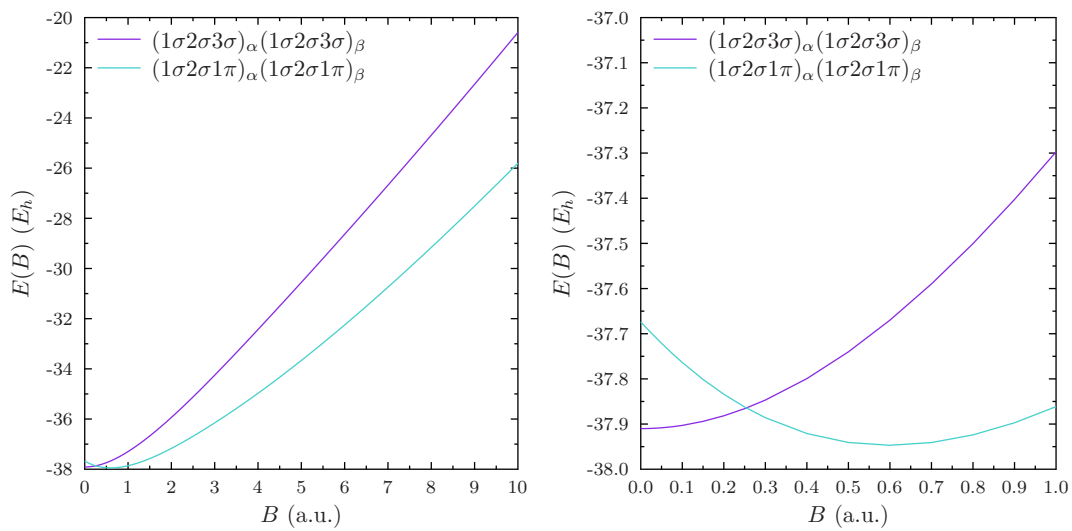


(b) FEM

Figure S13.: BH quintet.



(a) GTO



(b) FEM

Figure S14.: CH^+ singlet.

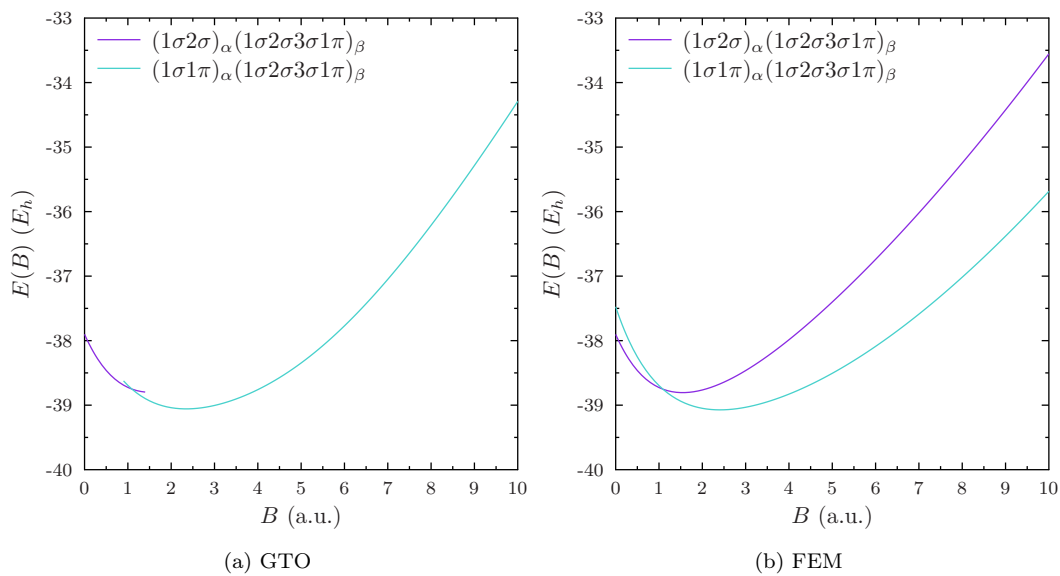


Figure S15.: CH⁺ triplet.

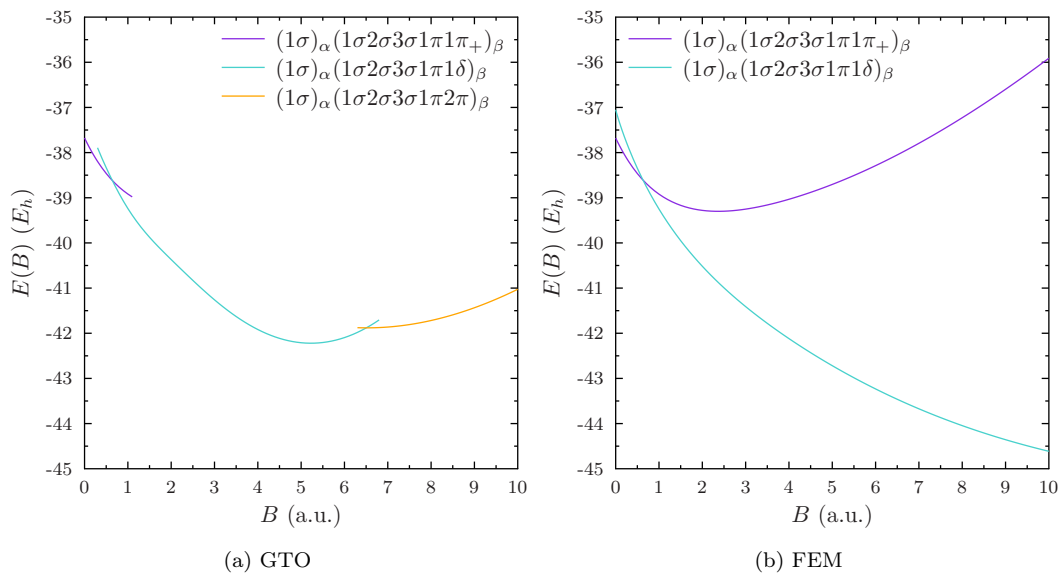


Figure S16.: CH⁺ quintet.

Table S1.: Ground-state configurations for H_2 , HeH^+ , LiH , and BeH^+ as a function of the magnetic field strength calculated at the Hartree–Fock level using gauge-including Gaussian-type orbitals (GTO) and finite element (FEM) basis sets. The label X refers to symmetry-broken orbitals. Note that the orbitals are not sorted according to their energies.

Molecule	spin state	basis	configuration	field strength (B_0)
H_2	singlet	FEM	$1\sigma_\alpha 1\sigma_\beta$	$0 \leq B \leq 10$
		GTO	$1\sigma_\alpha 1\sigma_\beta$	$0 \leq B \leq 10$
	triplet	FEM	$(1\sigma 2\sigma)_\beta$	$0 \leq B < 0.5$
			$(1\sigma 1\pi)_\beta$	$0.5 \leq B < 5.2$
			$(1\sigma 2\sigma)_\beta$	$5.2 \leq B \leq 10$
		GTO	$(1\sigma 2\sigma)_\beta$	$0 \leq B < 0.9$
			$(1\sigma 1\pi)_\beta$	$0.9 \leq B < 2.2$
$(1\sigma 2\sigma)_\beta$	$2.2 \leq B \leq 10$			
HeH^+	singlet	FEM	$1\sigma_\alpha 1\sigma_\beta$	$0 \leq B \leq 10$
		GTO	$1\sigma_\alpha 1\sigma_\beta$	$0 \leq B \leq 10$
	triplet	FEM	$(1\sigma 2\sigma)_\beta$	$0 \leq B \leq 10$
		GTO	$(1\sigma 2\sigma)_\beta$	$0 \leq B \leq 10$
LiH	singlet	FEM	$(1\sigma 2\sigma)_\alpha (1\sigma 2\sigma)_\beta$	$0 \leq B < 8.8$
			$(1\sigma 1\pi)_\alpha (1\sigma 1\pi)_\beta$	$8.8 \leq B \leq 10$
		GTO	$(1\sigma 2\sigma)_\alpha (1\sigma 2\sigma)_\beta$	$0 \leq B < 9.6$
			$(1\sigma X)_\alpha (1\sigma X)_\beta$	$9.6 \leq B \leq 10$
	triplet	FEM	$1\sigma_\alpha (1\sigma 2\sigma 3\sigma)_\beta$	$0 \leq B < 0.1$
			$1\sigma_\alpha (1\sigma 2\sigma 3\sigma)_\beta$	$0.1 \leq B \leq 10$
		GTO	$1\sigma_\alpha (1\sigma 2\sigma 3\sigma)_\beta$	$0 \leq B < 0.1$
			$1\sigma_\alpha (1\sigma 2\sigma 1\pi)_\beta$	$0.1 \leq B \leq 10$
	quintet	FEM	$(1\sigma 2\sigma 3\sigma 1\pi)_\beta$	$0 \leq B < 0.1$
			$(1\sigma 2\sigma 1\pi 3\sigma)_\beta$	$0.1 \leq B < 0.7$
			$(1\sigma 2\sigma 1\pi 1\delta)_\beta$	$0.7 \leq B < 2.0$
		GTO	$(1\sigma 1\pi 2\sigma 1\delta)_\beta$	$2.0 \leq B \leq 10$
			$(1\sigma 2\sigma 3\sigma 4\sigma)_\beta$	$0 \leq B < 0.01$
			$(1\sigma 2\sigma 3\sigma 1\pi)_\beta$	$0.01 \leq B < 4.7$
$(1\sigma 2\sigma 1\pi 2\pi)_\beta$	$4.7 \leq B < 9.7$			
$(1\sigma 2\sigma 3\sigma 1\pi)_\beta$	$9.7 \leq B \leq 10$			

Table S2.: Ground-state configurations for BeH^+ as a function of the magnetic field strength calculated at the Hartree–Fock level using gauge-including Gaussian-type orbitals (GTO) and finite element (FEM) basis sets.

Spin state	basis	configuration	field strength (B_0)
singlet	FEM	$(1\sigma 2\sigma)_\alpha(1\sigma 2\sigma)_\beta$	$0 \leq B < 1.4$
		$(1\sigma 1\pi)_\alpha(1\sigma 1\pi)_\beta$	$1.4 \leq B < 10$
	GTO	$(1\sigma 2\sigma)_\alpha(1\sigma 2\sigma)_\beta$	$0 \leq B < 1.4$
		$(1\sigma 1\pi)_\alpha(1\sigma 1\pi)_\beta$	$1.4 \leq B \leq 10$
triplet	FEM	$1\sigma_\alpha(1\sigma 2\sigma 3\sigma)_\beta$	$0 \leq B < 0.2$
		$1\sigma_\alpha(1\sigma 2\sigma 1\pi)_\beta$	$0.2 \leq B < 2.0$
		$1\sigma_\alpha(1\sigma 1\pi 2\sigma)_\beta$	$2.0 \leq B < 10$
	GTO	$1\sigma_\alpha(1\sigma 2\sigma 3\sigma)_\beta$	$0 < B < 0.2$
		$1\sigma_\alpha(1\sigma 2\sigma 1\pi)_\beta$	$0.2 \leq B < 2.1$
		$1\sigma_\alpha(1\sigma 1\pi 2\sigma)_\beta$	$2.1 \leq B \leq 10$
quintet	FEM	$(1\sigma 2\sigma 3\sigma 1\pi)_\beta$	$0 \leq B \leq 0.1$
		$(1\sigma 2\sigma 1\pi 3\sigma)_\beta$	$0.1 < B < 1.3$
		$(1\sigma 1\pi 2\sigma 3\sigma)_\beta$	$1.3 \leq B < 1.5$
		$(1\sigma 1\pi 2\sigma 1\delta)_\beta$	$1.5 \leq B < 5.8$
		$(1\sigma 1\pi 1\delta 2\sigma)_\beta$	$5.8 \leq B \leq 10$
	GTO	$(1\sigma 2\sigma 3\sigma 1\pi)_\beta$	$0 \leq B < 0.2$
		$(1\sigma 2\sigma 1\pi 3\sigma)_\beta$	$0.2 \leq B < 1.3$
		$(1\sigma 1\pi 2\sigma 3\sigma)_\beta$	$1.3 \leq B \leq 10$

Table S3.: Ground-state configurations for BH as a function of the magnetic field strength calculated at the Hartree–Fock level using gauge-including Gaussian-type orbitals (GTO) and finite element (FEM) basis sets. π_+ orbitals have a higher energy in the presence of the magnetic field than at zero field.

Spin state	basis	configuration	field strength (B_0)
singlet	FEM	$(1\sigma 2\sigma 3\sigma)_\alpha (1\sigma 2\sigma 3\sigma)_\beta$	$0 \leq B < 0.3$
		$(1\sigma 2\sigma 1\pi)_\alpha (1\sigma 2\sigma 1\pi)_\beta$	$0.3 \leq B < 0.9$
		$(1\sigma 1\pi 2\sigma)_\alpha (1\sigma 1\pi 2\sigma)_\beta$	$0.9 \leq B \leq 10$
	GTO	$(1\sigma 2\sigma 3\sigma)_\alpha (1\sigma 2\sigma 3\sigma)_\beta$	$0 \leq B < 0.3$
		$(1\sigma 2\sigma 1\pi)_\alpha (1\sigma 2\sigma 1\pi)_\beta$	$0.3 \leq B < 0.7$
		$(1\sigma 1\pi 2\sigma)_\alpha (1\sigma 1\pi 2\sigma)_\beta$	$0.7 \leq B \leq 10$
triplet	FEM	$(1\sigma 2\sigma)_\alpha (1\sigma 2\sigma 3\sigma 1\pi)_\beta$	$0 \leq B < 0.3$
		$(1\sigma 2\sigma)_\alpha (1\sigma 2\sigma 1\pi 3\sigma)_\beta$	$0.3 \leq B < 0.9$
		$(1\sigma 2\sigma)_\alpha (1\sigma 1\pi 2\sigma 3\sigma)_\beta$	$0.9 \leq B < 1.2$
		$(1\sigma 1\pi)_\alpha (1\sigma 2\sigma 1\pi 3\sigma)_\beta$	$1.2 \leq B < 2.7$
		$(1\sigma 1\pi)_\alpha (1\sigma 1\pi 2\sigma 3\sigma)_\beta$	$2.7 \leq B < 3.6$
		$(1\sigma 1\pi)_\alpha (1\sigma 1\pi 2\sigma 2\pi)_\beta$	$3.6 \leq B \leq 10$
		$(1\sigma 1\pi)_\alpha (1\sigma 1\pi 2\sigma 3\sigma)_\beta$	$3.6 \leq B \leq 10$
	GTO	$(1\sigma 2\sigma)_\alpha (1\sigma 2\sigma 3\sigma 1\pi)_\beta$	$0 \leq B < 0.3$
		$(1\sigma 2\sigma)_\alpha (1\sigma 2\sigma 1\pi 3\sigma)_\beta$	$0.3 \leq B < 0.9$
		$(1\sigma 2\sigma)_\alpha (1\sigma 1\pi 2\sigma 3\sigma)_\beta$	$0.9 \leq B < 1.5$
		$(1\sigma 1\pi)_\alpha (1\sigma 2\sigma 1\pi 3\sigma)_\beta$	$1.5 \leq B < 3.3$
		$(1\sigma 1\pi)_\alpha (1\sigma 1\pi 2\sigma 3\sigma)_\beta$	$3.3 \leq B \leq 10$
		$(1\sigma 1\pi)_\alpha (1\sigma 1\pi 2\sigma 2\pi)_\beta$	$3.6 \leq B \leq 10$
		$(1\sigma 1\pi)_\alpha (1\sigma 1\pi 2\sigma 3\sigma)_\beta$	$3.6 \leq B \leq 10$
quintet	FEM	$1\sigma_\alpha (1\sigma 2\sigma 3\sigma 1\pi 1\pi_+)_\beta$	$0 \leq B < 0.3$
		$1\sigma_\alpha (1\sigma 2\sigma 1\pi 3\sigma 1\pi_+)_\beta$	$B = 0.3$
		$1\sigma_\alpha (1\sigma 2\sigma 1\pi 3\sigma 1\delta)_\beta$	$0.4 \leq B < 1.5$
		$1\sigma_\alpha (1\sigma 1\pi 2\sigma 3\sigma 1\delta)_\beta$	$1.5 \leq B < 1.8$
		$1\sigma_\alpha (1\sigma 1\pi 2\sigma 1\delta 3\sigma)_\beta$	$1.8 \leq B \leq 10$
	GTO	$1\sigma_\alpha (1\sigma 2\sigma 3\sigma 1\pi 1\pi_+)_\beta$	$0 \leq B < 0.4$
		$1\sigma_\alpha (1\sigma 2\sigma 3\sigma 4\sigma 1\pi)_\beta$	$0.4 \leq B < 0.7$
		$1\sigma_\alpha (1\sigma 2\sigma 3\sigma 1\pi 2\pi)_\beta$	$0.7 \leq B < 1.5$
		$1\sigma_\alpha (1\sigma 1\pi 2\sigma 3\sigma 1\delta)_\beta$	$1.5 \leq B < 2.0$
		$1\sigma_\alpha (1\sigma 1\pi 2\sigma 1\delta 3\sigma)_\beta$	$2.0 \leq B < 3.3$
		$1\sigma_\alpha (1\sigma 1\pi 2\sigma 3\sigma 1\delta)_\beta$	$3.3 \leq B < 4.0$
		$1\sigma_\alpha (1\sigma 1\pi 2\sigma 3\sigma 1\delta)_\beta$	$3.3 \leq B < 4.0$
		$1\sigma_\alpha (1\sigma 2\sigma 3\sigma 4\sigma 1\pi)_\beta$	$4.0 \leq B \leq 10$
		$1\sigma_\alpha (1\sigma 2\sigma 3\sigma 4\sigma 1\pi)_\beta$	$4.0 \leq B \leq 10$

Table S4.: Ground-state configurations for CH^+ as a function of the magnetic field strength calculated at the Hartree–Fock level using gauge-including Gaussian-type orbitals (GTO) and finite element (FEM) basis sets. π_+ orbitals have a higher energy in the presence of the magnetic field than at zero field.

Spin state	basis	configuration	field strength (B_0)
singlet	FEM	$(1\sigma 2\sigma 3\sigma)_\alpha (1\sigma 2\sigma 3\sigma)_\beta$	$0 \leq B < 0.3$
		$(1\sigma 2\sigma 1\pi)_\alpha (1\sigma 2\sigma 1\pi)_\beta$	$0.3 \leq B < 1.0$
		$(1\sigma 1\pi 2\sigma)_\alpha (1\sigma 1\pi 2\sigma)_\beta$	$1.0 \leq B \leq 10$
	GTO	$(1\sigma 2\sigma 3\sigma)_\alpha (1\sigma 2\sigma 3\sigma)_\beta$	$0 \leq B < 0.3$
		$(1\sigma 2\sigma 1\pi)_\alpha (1\sigma 2\sigma 1\pi)_\beta$	$0.3 \leq B < 1.0$
		$(1\sigma 1\pi 2\sigma)_\alpha (1\sigma 1\pi 2\sigma)_\beta$	$1.0 \leq B \leq 10$
triplet	FEM	$(1\sigma 2\sigma)_\alpha (1\sigma 2\sigma 3\sigma 1\pi)_\beta$	$0 \leq B < 0.3$
		$(1\sigma 2\sigma)_\alpha (1\sigma 2\sigma 1\pi 3\sigma)_\beta$	$0.3 \leq B < 1.0$
		$(1\sigma 2\sigma)_\alpha (1\sigma 1\pi 2\sigma 3\sigma)_\beta$	$B = 1.0$
		$(1\sigma 1\pi)_\alpha (1\sigma 2\sigma 1\pi 3\sigma)_\beta$	$1.1 \leq B < 1.5$
		$(1\sigma 1\pi)_\alpha (1\sigma 1\pi 2\sigma 3\sigma)_\beta$	$1.5 \leq B \leq 10$
		$(1\sigma 1\pi)_\alpha (1\sigma 1\pi 2\sigma 3\sigma)_\beta$	$1.5 \leq B \leq 10$
	GTO	$(1\sigma 2\sigma)_\alpha (1\sigma 2\sigma 3\sigma 1\pi)_\beta$	$0 \leq B < 0.3$
		$(1\sigma 2\sigma)_\alpha (1\sigma 2\sigma 1\pi 3\sigma)_\beta$	$0.3 \leq B < 1.0$
		$(1\sigma 2\sigma)_\alpha (1\sigma 1\pi 2\sigma 3\sigma)_\beta$	$1.0 \leq B < 1.3$
		$(1\sigma 1\pi)_\alpha (1\sigma 2\sigma 1\pi 3\sigma)_\beta$	$1.3 \leq B < 1.5$
		$(1\sigma 1\pi)_\alpha (1\sigma 1\pi 2\sigma 3\sigma)_\beta$	$1.5 \leq B \leq 10$
		$(1\sigma 1\pi)_\alpha (1\sigma 1\pi 2\sigma 3\sigma)_\beta$	$1.5 \leq B \leq 10$
quintet	FEM	$1\sigma_\alpha (1\sigma 2\sigma 3\sigma 1\pi 1\pi_+)_\beta$	$0 \leq B < 0.3$
		$1\sigma_\alpha (1\sigma 2\sigma 1\pi 3\sigma 1\pi_+)_\beta$	$0.3 \leq B < 0.7$
		$1\sigma_\alpha (1\sigma 2\sigma 1\pi 3\sigma 1\delta)_\beta$	$0.7 \leq B < 1.2$
		$1\sigma_\alpha (1\sigma 1\pi 2\sigma 3\sigma 1\delta)_\beta$	$1.2 \leq B < 3.0$
		$1\sigma_\alpha (1\sigma 1\pi 2\sigma 1\delta 3\sigma)_\beta$	$3.0 \leq B < 6.6$
		$1\sigma_\alpha (1\sigma 1\pi 1\delta 2\sigma 3\sigma)_\beta$	$6.6 \leq B \leq 10$
		$1\sigma_\alpha (1\sigma 2\sigma 3\sigma 1\pi 1\pi_+)_\beta$	$0 \leq B < 0.3$
		$1\sigma_\alpha (1\sigma 2\sigma 1\pi 3\sigma 1\pi_+)_\beta$	$0.3 \leq B < 0.7$
	GTO	$1\sigma_\alpha (1\sigma 2\sigma 1\pi 3\sigma 1\delta)_\beta$	$0.7 \leq B < 1.2$
		$1\sigma_\alpha (1\sigma 1\pi 2\sigma 3\sigma 1\delta)_\beta$	$1.2 \leq B < 3.4$
		$1\sigma_\alpha (1\sigma 1\pi 2\sigma 1\delta 3\sigma)_\beta$	$3.4 \leq B < 6.5$
		$1\sigma_\alpha (1\sigma 2\sigma 3\sigma 4\sigma 1\pi)_\beta$	$6.5 \leq B \leq 10$
		$1\sigma_\alpha (1\sigma 2\sigma 3\sigma 1\pi 1\pi_+)_\beta$	$0 \leq B < 0.3$
		$1\sigma_\alpha (1\sigma 2\sigma 1\pi 3\sigma 1\pi_+)_\beta$	$0.3 \leq B < 0.7$