

Observation of $\psi(3686) \rightarrow p\bar{p}\eta'$ and improved measurement of $J/\psi \rightarrow p\bar{p}\eta'$

M. Ablikim¹, M. N. Achasov^{10,d}, S. Ahmed¹⁵, M. Albrecht⁴, M. Alekseev^{55A,55C}, A. Amoroso^{55A,55C}, F. F. An¹, Q. An^{52,42}, J. Z. Bai¹, Y. Bai⁴¹, O. Bakina²⁷, R. Baldini Ferrolì^{23A}, Y. Ban³⁵, K. Begzsuren²⁵, D. W. Bennett²², J. V. Bennett⁵, N. Berger²⁶, M. Bertani^{23A}, D. Bettoni^{24A}, F. Bianchi^{55A,55C}, E. Boger^{27,b}, I. Boyko²⁷, R. A. Briere⁵, H. Cai⁵⁷, X. Cai^{1,42}, O. Cakir^{45A}, A. Calcaterra^{23A}, G. F. Cao^{1,46}, S. A. Cetin^{45B}, J. Chai^{55C}, J. F. Chang^{1,42}, G. Chelkov^{27,b,c}, G. Chen¹, H. S. Chen^{1,46}, J. C. Chen¹, M. L. Chen^{1,42}, P. L. Chen⁵³, S. J. Chen³³, X. R. Chen³⁰, Y. B. Chen^{1,42}, W. Cheng^{55C}, X. K. Chu³⁵, G. Cibinetto^{24A}, F. Cossio^{55C}, H. L. Dai^{1,42}, J. P. Dai^{37,h}, A. Dbeyssi¹⁵, D. Dedovich²⁷, Z. Y. Deng¹, A. Denig²⁶, I. Denysenko²⁷, M. Destefanis^{55A,55C}, F. De Mori^{55A,55C}, Y. Ding³¹, C. Dong³⁴, J. Dong^{1,42}, L. Y. Dong^{1,46}, M. Y. Dong^{1,42,46}, Z. L. Dou³³, S. X. Du⁶⁰, P. F. Duan¹, J. Fang^{1,42}, S. S. Fang^{1,46}, Y. Fang¹, R. Farinelli^{24A,24B}, L. Fava^{55B,55C}, S. Fegan²⁶, F. Feldbauer⁴, G. Felici^{23A}, C. Q. Feng^{52,42}, E. Fioravanti^{24A}, M. Fritsch⁴, C. D. Fu¹, Q. Gao¹, X. L. Gao^{52,42}, Y. Gao⁴⁴, Y. G. Gao⁶, Z. Gao^{52,42}, B. Garillon²⁶, I. Garzia^{24A}, A. Gilman⁴⁹, K. Goetzen¹¹, L. Gong³⁴, W. X. Gong^{1,42}, W. Gradl²⁶, M. Greco^{55A,55C}, L. M. Gu³³, M. H. Gu^{1,42}, Y. T. Gu¹³, A. Q. Guo¹, L. B. Guo³², R. P. Guo^{1,46}, Y. P. Guo²⁶, A. Guskov²⁷, Z. Haddadi²⁹, S. Han⁵⁷, X. Q. Hao¹⁶, F. A. Harris⁴⁷, K. L. He^{1,46}, X. Q. He⁵¹, F. H. Heinsius⁴, T. Held⁴, Y. K. Heng^{1,42,46}, Z. L. Hou¹, H. M. Hu^{1,46}, J. F. Hu^{37,h}, T. Hu^{1,42,46}, Y. Hu¹, G. S. Huang^{52,42}, J. S. Huang¹⁶, X. T. Huang³⁶, X. Z. Huang³³, Z. L. Huang³¹, T. Hussain⁵⁴, W. Ikegami Andersson⁵⁶, M. Irshad^{52,42}, Q. Ji¹, Q. P. Ji¹⁶, X. B. Ji^{1,46}, X. L. Ji^{1,42}, X. S. Jiang^{1,42,46}, X. Y. Jiang³⁴, J. B. Jiao³⁶, Z. Jiao¹⁸, D. P. Jin^{1,42,46}, S. Jin^{1,46}, Y. Jin⁴⁸, T. Johansson⁵⁶, A. Julin⁴⁹, N. Kalantar-Nayestanaki²⁹, X. S. Kang³⁴, M. Kavatsyuk²⁹, B. C. Ke¹, I. K. Keshk⁴, T. Khan^{52,42}, A. Khokkaz⁵⁰, P. Kiese²⁶, R. Kiuchi¹, R. Kliemt¹¹, L. Koch²⁸, O. B. Kolcu^{45B,f}, B. Kopf⁴, M. Kornicer⁴⁷, M. Kuemmel⁴, M. Kuessner⁴, A. Kupsc⁵⁶, M. Kurth¹, W. Kühn²⁸, J. S. Lange²⁸, P. Larin¹⁵, L. Lavezzi^{55C}, S. Leiber⁴, H. Leithoff²⁶, C. Li⁵⁶, Cheng Li^{52,42}, D. M. Li⁶⁰, F. Li^{1,42}, F. Y. Li³⁵, G. Li¹, H. B. Li^{1,46}, H. J. Li^{1,46}, J. C. Li¹, J. W. Li⁴⁰, K. J. Li⁴³, Kang Li¹⁴, Ke Li¹, Lei Li³, P. L. Li^{52,42}, P. R. Li^{46,7}, Q. Y. Li³⁶, T. Li³⁶, W. D. Li^{1,46}, W. G. Li¹, X. L. Li³⁶, X. N. Li^{1,42}, X. Q. Li³⁴, Z. B. Li⁴³, H. Liang^{52,42}, Y. F. Liang³⁹, Y. T. Liang²⁸, G. R. Liao¹², L. Z. Liao^{1,46}, J. Libby²¹, C. X. Lin⁴³, D. X. Lin¹⁵, B. Liu^{37,h}, B. J. Liu¹, C. X. Liu¹, D. Liu^{52,42}, D. Y. Liu^{37,h}, F. H. Liu³⁸, Fang Liu¹, Feng Liu⁶, H. B. Liu⁴¹, H. L. Liu⁴¹, H. M. Liu^{1,46}, Huanhuan Liu¹, Huihui Liu¹⁷, J. B. Liu^{52,42}, J. Y. Liu^{1,46}, K. Liu⁴⁴, K. Y. Liu³¹, Ke Liu⁶, L. D. Liu³⁵, Q. Liu⁴⁶, S. B. Liu^{52,42}, X. Liu³⁰, Y. B. Liu³⁴, Z. A. Liu^{1,42,46}, Zhiqing Liu²⁶, Y. F. Long³⁵, X. C. Lou^{1,42,46}, H. J. Lu¹⁸, J. G. Lu^{1,42}, Y. Lu¹, Y. P. Lu^{1,42}, C. L. Luo³², M. X. Luo⁵⁹, T. Luo^{9,j}, X. L. Luo^{1,42}, S. Lusso^{55C}, X. R. Lyu⁴⁶, F. C. Ma³¹, H. L. Ma¹, L. L. Ma³⁶, M. M. Ma^{1,46}, Q. M. Ma¹, T. Ma¹, X. N. Ma³⁴, X. Y. Ma^{1,42}, Y. M. Ma³⁶, F. E. Maas¹⁵, M. Maggiora^{55A,55C}, S. Maldaner²⁶, Q. A. Malik⁵⁴, A. Mangoni^{23B}, Y. J. Mao³⁵, Z. P. Mao¹, S. Marcello^{55A,55C}, Z. X. Meng⁴⁸, J. G. Messchendorp²⁹, G. Mezzadri^{24B}, J. Min^{1,42}, T. J. Min³³, R. E. Mitchell²², X. H. Mo^{1,42,46}, Y. J. Mo⁶, C. Morales Morales¹⁵, N. Yu. Muchnoi^{10,d}, H. Muramatsu⁴⁹, A. Mustafa⁴, Y. Nefedov²⁷, F. Nerling¹¹, I. B. Nikolaev^{10,d}, Z. Ning^{1,42}, S. Nisar⁸, S. L. Niu^{1,42}, X. Y. Niu^{1,46}, S. L. Olsen⁴⁶, Q. Ouyang^{1,42,46}, S. Pacetti^{23B}, Y. Pan^{52,42}, M. Papenbrock⁵⁶, P. Patteri^{23A}, M. Pelizaeus⁴, J. Pellegrino^{55A,55C}, H. P. Peng^{52,42}, Z. Y. Peng¹³, K. Peters^{11,g}, J. Pettersson⁵⁶, J. L. Ping³², R. G. Ping^{1,46}, A. Pitka⁴⁹, R. Poling⁴⁹, V. Prasad^{52,42}, H. R. Qi², M. Qi³³, T. Y. Qi², S. Qian^{1,42}, C. F. Qiao⁴⁶, N. Qin⁵⁷, X. S. Qin⁴, Z. H. Qin^{1,42}, J. F. Qiu¹, S. Q. Qu³⁴, K. H. Rashid^{54,i}, C. F. Redmer²⁶, M. Richter⁴, M. Ripka²⁶, A. Rivetti^{55C}, M. Rolo^{55C}, G. Rong^{1,46}, Ch. Rosner¹⁵, A. Sarantsev^{27,e}, M. Savrie^{24B}, K. Schoenning⁵⁶, W. Shan¹⁹, X. Y. Shan^{52,42}, M. Shao^{52,42}, C. P. Shen², P. X. Shen³⁴, X. Y. Shen^{1,46}, H. Y. Sheng¹, X. Shi^{1,42}, J. J. Song³⁶, W. M. Song³⁶, X. Y. Song¹, S. Sosio^{55A,55C}, C. Sowa⁴, S. Spataro^{55A,55C}, G. X. Sun¹, J. F. Sun¹⁶, L. Sun⁵⁷, S. S. Sun^{1,46}, X. H. Sun¹, Y. J. Sun^{52,42}, Y. K. Sun^{52,42}, Y. Z. Sun¹, Z. J. Sun^{1,42}, Z. T. Sun¹, Y. T. Tan^{52,42}, C. J. Tang³⁹, G. Y. Tang¹, X. Tang¹, I. Tapan^{45C}, M. Tiemens²⁹, B. Tsednee²⁵, I. Uman^{45D}, B. Wang¹, B. L. Wang⁴⁶, C. W. Wang³³, D. Wang³⁵, D. Y. Wang³⁵, Dan Wang⁴⁶, K. Wang^{1,42}, L. L. Wang¹, L. S. Wang¹, M. Wang³⁶, Meng Wang^{1,46}, P. Wang¹, P. L. Wang¹, W. P. Wang^{52,42}, X. F. Wang⁴⁴, Y. Wang^{52,42}, Y. F. Wang^{1,42,46}, Z. Wang^{1,42}, Z. G. Wang^{1,42}, Z. Y. Wang¹, Zongyuan Wang^{1,46}, T. Weber⁴, D. H. Wei¹², P. Weidenkaff²⁶, S. P. Wen¹, U. Wiedner⁴, M. Wolke⁵⁶, L. H. Wu¹, L. J. Wu^{1,46}, Z. Wu^{1,42}, L. Xia^{52,42}, X. Xia³⁶, Y. Xia²⁰, D. Xiao¹, Y. J. Xiao^{1,46}, Z. J. Xiao³², Y. G. Xie^{1,42}, Y. H. Xie⁶, X. A. Xiong^{1,46}, Q. L. Xiu^{1,42}, G. F. Xu¹, J. J. Xu^{1,46}, L. Xu¹, Q. J. Xu¹⁴, Q. N. Xu⁴⁶, X. P. Xu⁴⁰, F. Yan⁵³, L. Yan^{55A,55C}, W. B. Yan^{52,42}, W. C. Yan², Y. H. Yan²⁰, H. J. Yang^{37,h}, H. X. Yang¹, L. Yang⁵⁷, R. X. Yang^{52,42}, Y. H. Yang³³, Y. X. Yang¹², Yifan Yang^{1,46}, Z. Q. Yang²⁰, M. Ye^{1,42}, M. H. Ye⁷, J. H. Yin¹, Z. Y. You⁴³, B. X. Yu^{1,42,46}, C. X. Yu³⁴, J. S. Yu³⁰, J. S. Yu²⁰, C. Z. Yuan^{1,46}, Y. Yuan¹, A. Yuncu^{45B,a}, A. A. Zafar⁵⁴, Y. Zeng²⁰, B. X. Zhang¹, B. Y. Zhang^{1,42}, C. C. Zhang¹, D. H. Zhang¹, H. H. Zhang⁴³, H. Y. Zhang^{1,42}, J. Zhang^{1,46}, J. L. Zhang⁵⁸, J. Q. Zhang⁴, J. W. Zhang^{1,42,46}, J. Y. Zhang¹, J. Z. Zhang^{1,46}, K. Zhang^{1,46}, L. Zhang⁴⁴, S. F. Zhang³³, T. J. Zhang^{37,h}, X. Y. Zhang³⁶, Y. Zhang^{52,42}, Y. H. Zhang^{1,42}, Y. T. Zhang^{52,42}, Yang Zhang¹, Yao Zhang¹, Yu Zhang⁴⁶, Z. H. Zhang⁶, Z. P. Zhang⁵², Z. Y. Zhang⁵⁷, G. Zhao¹, J. W. Zhao^{1,42}, J. Y. Zhao^{1,46}, J. Z. Zhao^{1,42}, Lei Zhao^{52,42}, Ling Zhao¹, M. G. Zhao³⁴, Q. Zhao¹, S. J. Zhao⁶⁰, T. C. Zhao¹, Y. B. Zhao^{1,42}, Z. G. Zhao^{52,42}, A. Zhemchugov^{27,b}, B. Zheng⁵³, J. P. Zheng^{1,42}, W. J. Zheng³⁶, Y. H. Zheng⁴⁶, B. Zhong³², L. Zhou^{1,42}, Q. Zhou^{1,46}, X. Zhou⁵⁷, X. K. Zhou^{52,42}, X. R. Zhou^{52,42}, X. Y. Zhou¹, Xiaoyu Zhou²⁰, Xu Zhou²⁰, A. N. Zhu^{1,46}, J. Zhu³⁴, J. Zhu⁴³, K. Zhu¹, K. J. Zhu^{1,42,46}, S. Zhu¹, S. H. Zhu⁵¹, X. L. Zhu⁴⁴, Y. C. Zhu^{52,42}, Y. S. Zhu^{1,46}, Z. A. Zhu^{1,46}, J. Zhuang^{1,42}, B. S. Zou¹, J. H. Zou¹

(BESIII Collaboration)

¹ Institute of High Energy Physics, Beijing 100049, People's Republic of China

² Beihang University, Beijing 100191, People's Republic of China

³ Beijing Institute of Petrochemical Technology, Beijing 102617, People's Republic of China

⁴ Bochum Ruhr-University, D-44780 Bochum, Germany

⁵ Carnegie Mellon University, Pittsburgh, Pennsylvania 15213, USA

⁶ Central China Normal University, Wuhan 430079, People's Republic of China

⁷ China Center of Advanced Science and Technology, Beijing 100190, People's Republic of China

⁸ COMSATS Institute of Information Technology, Lahore, Defence Road, Off Raiwind Road, 54000 Lahore, Pakistan

⁹ Fudan University, Shanghai 200443, People's Republic of China

¹⁰ G.I. Budker Institute of Nuclear Physics SB RAS (BINP), Novosibirsk 630090, Russia

¹¹ GSI Helmholtzcentre for Heavy Ion Research GmbH, D-64291 Darmstadt, Germany

- ¹² Guangxi Normal University, Guilin 541004, People's Republic of China
¹³ Guangxi University, Nanning 530004, People's Republic of China
¹⁴ Hangzhou Normal University, Hangzhou 310036, People's Republic of China
¹⁵ Helmholtz Institute Mainz, Johann-Joachim-Becher-Weg 45, D-55099 Mainz, Germany
¹⁶ Henan Normal University, Xinxiang 453007, People's Republic of China
¹⁷ Henan University of Science and Technology, Luoyang 471003, People's Republic of China
¹⁸ Huangshan College, Huangshan 245000, People's Republic of China
¹⁹ Hunan Normal University, Changsha 410081, People's Republic of China
²⁰ Hunan University, Changsha 410082, People's Republic of China
²¹ Indian Institute of Technology Madras, Chennai 600036, India
²² Indiana University, Bloomington, Indiana 47405, USA
²³ (A)INFN Laboratori Nazionali di Frascati, I-00044, Frascati, Italy; (B)INFN and University of Perugia, I-06100, Perugia, Italy
²⁴ (A)INFN Sezione di Ferrara, I-44122, Ferrara, Italy; (B)University of Ferrara, I-44122, Ferrara, Italy
²⁵ Institute of Physics and Technology, Peace Ave. 54B, Ulaanbaatar 13330, Mongolia
²⁶ Johannes Gutenberg University of Mainz, Johann-Joachim-Becher-Weg 45, D-55099 Mainz, Germany
²⁷ Joint Institute for Nuclear Research, 141980 Dubna, Moscow region, Russia
²⁸ Justus-Liebig-Universität Giessen, II. Physikalisches Institut, Heinrich-Buff-Ring 16, D-35392 Giessen, Germany
²⁹ KVI-CART, University of Groningen, NL-9747 AA Groningen, The Netherlands
³⁰ Lanzhou University, Lanzhou 730000, People's Republic of China
³¹ Liaoning University, Shenyang 110036, People's Republic of China
³² Nanjing Normal University, Nanjing 210023, People's Republic of China
³³ Nanjing University, Nanjing 210093, People's Republic of China
³⁴ Nankai University, Tianjin 300071, People's Republic of China
³⁵ Peking University, Beijing 100871, People's Republic of China
³⁶ Shandong University, Jinan 250100, People's Republic of China
³⁷ Shanghai Jiao Tong University, Shanghai 200240, People's Republic of China
³⁸ Shanxi University, Taiyuan 030006, People's Republic of China
³⁹ Sichuan University, Chengdu 610064, People's Republic of China
⁴⁰ Soochow University, Suzhou 215006, People's Republic of China
⁴¹ Southeast University, Nanjing 211100, People's Republic of China
⁴² State Key Laboratory of Particle Detection and Electronics, Beijing 100049, Hefei 230026, People's Republic of China
⁴³ Sun Yat-Sen University, Guangzhou 510275, People's Republic of China
⁴⁴ Tsinghua University, Beijing 100084, People's Republic of China
⁴⁵ (A)Ankara University, 06100 Tandogan, Ankara, Turkey; (B)Istanbul Bilgi University, 34060 Eyup, Istanbul, Turkey; (C)Uludağ University, 16059 Bursa, Turkey; (D)Near East University, Nicosia, North Cyprus, Mersin 10, Turkey
⁴⁶ University of Chinese Academy of Sciences, Beijing 100049, People's Republic of China
⁴⁷ University of Hawaii, Honolulu, Hawaii 96822, USA
⁴⁸ University of Jinan, Jinan 250022, People's Republic of China
⁴⁹ University of Minnesota, Minneapolis, Minnesota 55455, USA
⁵⁰ University of Münster, Wilhelm-Klemm-Str. 9, 48149 Münster, Germany
⁵¹ University of Science and Technology Liaoning, Anshan 114051, People's Republic of China
⁵² University of Science and Technology of China, Hefei 230026, People's Republic of China
⁵³ University of South China, Hengyang 421001, People's Republic of China
⁵⁴ University of the Punjab, Lahore-54590, Pakistan
⁵⁵ (A)University of Turin, I-10125, Turin, Italy; (B)University of Eastern Piedmont, I-15121, Alessandria, Italy; (C)INFN, I-10125, Turin, Italy
⁵⁶ Uppsala University, Box 516, SE-75120 Uppsala, Sweden
⁵⁷ Wuhan University, Wuhan 430072, People's Republic of China
⁵⁸ Xinyang Normal University, Xinyang 464000, People's Republic of China
⁵⁹ Zhejiang University, Hangzhou 310027, People's Republic of China
⁶⁰ Zhengzhou University, Zhengzhou 450001, People's Republic of China
^a Also at Bogazici University, 34342 Istanbul, Turkey
^b Also at the Moscow Institute of Physics and Technology, Moscow 141700, Russia
^c Also at the Functional Electronics Laboratory, Tomsk State University, Tomsk, 634050, Russia
^d Also at the Novosibirsk State University, Novosibirsk, 630090, Russia
^e Also at the NRC "Kurchatov Institute", PNPI, 188300, Gatchina, Russia
^f Also at Istanbul Arel University, 34295 Istanbul, Turkey
^g Also at Goethe University Frankfurt, 60323 Frankfurt am Main, Germany
^h Also at Key Laboratory for Particle Physics, Astrophysics and Cosmology, Ministry of Education; Shanghai Key Laboratory for Particle Physics and Cosmology; Institute of Nuclear and Particle Physics, Shanghai 200240, People's Republic of China
ⁱ Government College Women University, Sialkot - 51310, Punjab, Pakistan.
^j Key Laboratory of Nuclear Physics and Ion-beam Application (MOE) and Institute of Modern Physics, Fudan University, Shanghai 200443, People's Republic of China

(Dated: April 7, 2024)

We observe the process $\psi(3686) \rightarrow p\bar{p}\eta'$ for the first time, with a statistical significance higher than 10σ , and measure the branching fraction of $J/\psi \rightarrow p\bar{p}\eta'$ with an improved accuracy compared to earlier studies. The measurements are based on 4.48×10^8 $\psi(3686)$ and 1.31×10^9 J/ψ events collected by the BESIII detector operating at the BEPCII. The branching fractions are determined to be $\mathcal{B}(\psi(3686) \rightarrow p\bar{p}\eta') = (1.10 \pm 0.10 \pm 0.08) \times 10^{-5}$ and $\mathcal{B}(J/\psi \rightarrow p\bar{p}\eta') = (1.26 \pm 0.02 \pm 0.07) \times 10^{-4}$, where the first uncertainties are statistical and the second ones systematic. Additionally, the $\eta - \eta'$ mixing angle is determined to be $-24^\circ \pm 11^\circ$ based on $\psi(3686) \rightarrow p\bar{p}\eta'$, and $-24^\circ \pm 9^\circ$ based on $J/\psi \rightarrow p\bar{p}\eta'$, respectively.

PACS numbers: 13.25.Gv, 12.38.Qk, 14.40.Pq, 14.40.Be

I. INTRODUCTION

Quantum Chromodynamics (QCD), the theory describing the strong interaction, has been tested thoroughly at high energy. However, in the medium energy region, theoretical calculations based on first principles are still unreliable since the non-perturbative contribution is significant and calculations have to rely on models. Experimental measurements in this energy region are helpful to validate or falsify models, constrain parameters, and inspire new calculations. Charmonium states are on the boundary between perturbative and non-perturbative regimes in QCD, therefore, their decays, especially the hadronic decays, provide ideal inputs to study the QCD. The availability of very large samples of vector charmonia, produced via electron-positron annihilation, such as J/ψ and $\psi(3686)$, makes experimental studies of rare processes and decay channels with complicated intermediate structures possible.

Among these hadronic decays, scenarios of ψ (in the following, ψ denotes either J/ψ or $\psi(3686)$) decaying into baryon pairs have been understood via $c\bar{c}$ annihilation into three gluons or a virtual photon [1]. But its natural extension, the three-body decays, $\psi \rightarrow p\bar{p}P$, where P represents a pseudoscalar meson such as π^0 , η , or η' , still need more studies since intermediate states contribute significantly here. Specific models based on nucleon and N^* pole diagrams have been proposed to deal with these problems [2–4]. However, recent studies have focused on the final states $p\bar{p}\pi^0$ and $p\bar{p}\eta$, and not so much on $p\bar{p}\eta'$, partially due to the limited experimental measurements.

The study of the process $\psi \rightarrow p\bar{p}\eta'$, as well as the branching fraction of $\psi \rightarrow p\bar{p}\eta$, can also be used to determine the $\eta - \eta'$ mixing angle $\theta_{\eta-\eta'}$. The $\eta - \eta'$ mixing angle, which was proposed in quark model SU(3) flavor symmetry [2], is expected to be $-(10^\circ \sim 17^\circ)$ based on a QCD inspired calculation [2] or $-(13^\circ \sim 16^\circ) \pm 6^\circ$ based on the quark-line rule (QLR) [5].

In addition, using the process $\psi \rightarrow p\bar{p}\eta'$, we are able to test the “12% rule”. The ratio Q of the branching fractions of J/ψ and $\psi(3686)$ can be written in terms of their total and leptonic widths under the assumption that the charmonium systems are non-relativistic and decay to hadrons predominantly via point-like annihilation into three gluons [6, 7]: $Q = \frac{\mathcal{B}(\psi(3686) \rightarrow ggg)}{\mathcal{B}(J/\psi \rightarrow ggg)} = \frac{\Gamma(\psi(3686) \rightarrow e^+e^-) \cdot \Gamma(J/\psi)}{\Gamma(J/\psi \rightarrow e^+e^-) \cdot \Gamma(\psi(3686))} = (12.2 \pm 2.4)\%$ [8]. This relation was extended to exclusive processes later, ignoring other factors associated with each

exclusive mode such as multiplicity and phase space factors. Although the “12% rule” has been confirmed experimentally for many decay modes, severe violation has been found in several channels [8]. Many theoretical explanations [9] have been proposed to explain the violation of the “12% rule”, but none is satisfactory.

The baryonic three-body decay $J/\psi \rightarrow p\bar{p}\eta'$ was first observed by MARKI with branching fraction $(1.8 \pm 0.6) \times 10^{-3}$ in 1978 [10] and confirmed by MARKII with branching fraction $(0.68 \pm 0.23 \pm 0.17) \times 10^{-3}$ in 1984 [11]. Later, using 5.80×10^7 J/ψ events, BESII performed a further measurement of the branching fraction of $J/\psi \rightarrow p\bar{p}\eta'$ with $(2.00 \pm 0.23 \pm 0.28) \times 10^{-4}$ [12]. The process $\psi(3686) \rightarrow p\bar{p}\eta'$ has not been observed so far.

At present, two large samples of 4.48×10^8 $\psi(3686)$ events [13] and 1.31×10^9 J/ψ events [14] have been collected with the BESIII detector. Using these large data sets, we present the first observation of $\psi(3686) \rightarrow p\bar{p}\eta'$ and an improved measurement of the branching fraction of $J/\psi \rightarrow p\bar{p}\eta'$. In this analysis, the η' candidates are reconstructed via their decays $\eta' \rightarrow \gamma\pi^+\pi^-$ and $\eta' \rightarrow \pi^+\pi^-\eta$, $\eta \rightarrow \gamma\gamma$.

II. BESIII DETECTOR AND DATA SAMPLES

The BESIII detector, described in detail in Ref. [15], has a geometrical acceptance of 93% of 4π solid angle. It can be subdivided into four main sub-detectors. A helium-based multi-layer drift chamber (MDC) determines the momentum of charged particles, traveling through a 1 T (for J/ψ sample 0.9 T in 2012) magnetic field, with a resolution 0.5% at 1 GeV/c, as well as the ionization energy loss (dE/dx) with a resolution better than 6.0% for electrons from Bhabha scattering. A time-of-flight system (TOF) made of plastic scintillators with a time resolution of 80 ps (110 ps) in the barrel (end caps) is used for particle identification (PID). An electromagnetic calorimeter (EMC) consisting of 6240 CsI(Tl) crystals measures the energies of photons with a resolution of 2.5% (5.0%) in the barrel (end caps) at 1 GeV, and their positions with a resolution of 6 mm (9 mm) in the barrel (end caps). A muon counter (MUC) based on resistive plate chambers with 2 cm position resolution provides information for muon identification.

A GEANT4-based [16, 17] detector simulation package is used to model the detector response. Inclusive Monte Carlo (MC) samples, including 5.06×10^8 $\psi(3686)$ and 1.23×10^9 J/ψ events, are used for background studies. The

production of the $\psi(3686)$ and J/ψ resonances is simulated using the event generator KKMC [18, 19], and their decays are simulated by EVTGEN [20] for those with a known branching fraction obtained from the Particle Data Group (PDG) [21] and by the LUNDCHARM model [22] for unmeasured ones. Signal MC samples are generated to determine the detection efficiency and to optimize selection criteria. The $\psi(3686) \rightarrow p\bar{p}\eta'$, $J/\psi \rightarrow p\bar{p}\eta'$, $\eta' \rightarrow \eta\pi^+\pi^-$ and $\eta \rightarrow \gamma\gamma$ are generated according to phase space (PHSP) distributions, while $\eta' \rightarrow \gamma\pi^+\pi^-$ according to the model-dependent amplitudes determined in Ref. [23]. Data samples taken at center-of-mass energies $\sqrt{s} = 3.080$ and 3.650 GeV with integrated luminosities of 31 pb^{-1} and 44 pb^{-1} , respectively, are used to estimate continuum backgrounds.

III. EVENT SELECTIONS AND BACKGROUND ANALYSIS

Charged tracks are reconstructed from hits in the MDC. For each track, the polar angle must satisfy $|\cos\theta| < 0.93$ and the point of closest approach to the interaction point must be within ± 1 cm in the plane perpendicular to the beam and ± 10 cm along the beam direction. The TOF and dE/dx information is combined to calculate PID likelihoods for the pion and proton hypotheses, and the PID hypothesis with the largest likelihood is assigned to the track.

Photons are reconstructed from isolated electromagnetic showers in the EMC. The angle between the directions of any cluster and its nearest charged track must be larger than 10 or 30 degrees to pion or (anti-)proton tracks, respectively. The efficiency and energy resolution are improved by including the energy deposited in nearby TOF counters. A photon candidate must deposit at least 25 MeV (50 MeV) in the barrel (end caps) region, corresponding to an angular coverage of $|\cos\theta| < 0.80$ ($0.86 < |\cos\theta| < 0.92$). The timing information obtained from the EMC is required to be $0 \leq t_{\text{EMC}} \leq 700$ ns to suppress electronic noise and beam backgrounds unrelated to the event.

Signal candidates must have four charged tracks identified as p , \bar{p} , π^+ and π^- , as well as at least one (two) photon(s) for the $\eta' \rightarrow \gamma\pi^+\pi^-$ ($\eta' \rightarrow \eta\pi^+\pi^-$) mode. The events with $920 < M_{\gamma\pi^+\pi^-}(\eta\pi^+\pi^-) < 1000 \text{ MeV}/c^2$ are accepted for further analysis, where $M_{\gamma\pi^+\pi^-}(\eta\pi^+\pi^-)$ is the invariant mass of $\gamma\pi^+\pi^-$ or $\eta\pi^+\pi^-$, respectively. To improve the resolution and to suppress backgrounds, a kinematic fit to all final state particles with a constraint on the initial e^+e^- four-momentum is performed. In addition, for the $\eta' \rightarrow \pi^+\pi^-\eta$ mode, the invariant mass of the two photons is constrained to the nominal mass of η . The χ^2 of the kinematic fit for each decay mode is required to be less than an optimized value obtained by maximizing the figure of merit $S/\sqrt{S+B}$, where S is the number of signal events from a signal MC sample normalized to the preliminary measurements and B is the number of background events in the η' signal region obtained from inclusive MC samples. When there are more photon candidates than required in an event, we loop over all possible combinations and keep the one with

the smallest kinematic fit χ^2 . After the kinematic fit, the η' signal region is defined as $948.2 < M_{\gamma\pi^+\pi^-}(\eta\pi^+\pi^-) < 967.4 \text{ MeV}/c^2$, while the sideband regions are defined as $932.4 < M_{\gamma\pi^+\pi^-}(\eta\pi^+\pi^-) < 942.0 \text{ MeV}/c^2$ and $974.0 < M_{\gamma\pi^+\pi^-}(\eta\pi^+\pi^-) < 983.6 \text{ MeV}/c^2$.

To remove background events, we apply the following requirements:

- For $\psi(3686) \rightarrow p\bar{p}\eta'$ with $\eta' \rightarrow \gamma\pi^+\pi^-$, we veto $\psi(3686) \rightarrow \gamma\chi_{cJ}, \chi_{cJ} \rightarrow p\bar{p}\pi^+\pi^-$ ($J = 0, 1, 2$) decays by requiring $|M_{\gamma}^{\text{rec}} - m_{\chi_{c0}}| > 40 \text{ MeV}/c^2$, $|M_{\gamma}^{\text{rec}} - m_{\chi_{c1}}| > 14 \text{ MeV}/c^2$ and $|M_{\gamma}^{\text{rec}} - m_{\chi_{c2}}| > 15 \text{ MeV}/c^2$, and veto $\psi(3686) \rightarrow \pi^+\pi^-J/\psi, J/\psi \rightarrow \gamma p\bar{p}$ decays by requiring $|M_{\pi^+\pi^-}^{\text{rec}} - m_{J/\psi}| > 8 \text{ MeV}/c^2$.
- For $\psi(3686) \rightarrow p\bar{p}\eta'$ with $\eta' \rightarrow \eta\pi^+\pi^-$, we veto $\psi(3686) \rightarrow \eta J/\psi, \eta \rightarrow \gamma\gamma, J/\psi \rightarrow p\bar{p}\pi^+\pi^-$ decays by requiring $|M_{\gamma\gamma}^{\text{rec}} - m_{J/\psi}| > 8 \text{ MeV}/c^2$, and veto $\psi(3686) \rightarrow \pi^+\pi^-J/\psi, J/\psi \rightarrow \eta p\bar{p}$ decays by requiring $|M_{\pi^+\pi^-}^{\text{rec}} - m_{J/\psi}| > 8 \text{ MeV}/c^2$.

Here, M_{γ}^{rec} , $M_{\pi^+\pi^-}^{\text{rec}}$, and $M_{\gamma\gamma}^{\text{rec}}$ are the recoil mass of γ , $\pi^+\pi^-$, and $\gamma\gamma$, while $m_{\chi_{cJ}}$ and $m_{J/\psi}$ are the nominal χ_{cJ} and J/ψ masses [21], respectively. The mass window for each requirement is determined based on the exclusive MC simulation.

The backgrounds from $\psi(3686)$ and J/ψ decays are studied with inclusive MC samples. For $\psi(3686) \rightarrow p\bar{p}\eta'$ with $\eta' \rightarrow \gamma\pi^+\pi^-$, even after the χ_{cJ} mass window requirements, the main remaining background is the decay $\psi(3686) \rightarrow \gamma\chi_{cJ}$ with $\chi_{cJ} \rightarrow p\bar{p}\pi^+\pi^-$, which has the same final state as the signal process. A study of MC simulated events shows that the $M_{\gamma\pi^+\pi^-}$ distribution from $\psi(3686) \rightarrow \gamma\chi_{cJ} \rightarrow \gamma p\bar{p}\pi^+\pi^-$ is smooth. Therefore, its contribution can be easily determined in a fit. For the other three decay modes, $\psi(3686) \rightarrow p\bar{p}\eta'$ with $\eta' \rightarrow \eta\pi^+\pi^-$, $J/\psi \rightarrow p\bar{p}\eta'$ with $\eta' \rightarrow \gamma\pi^+\pi^-$ and $\eta' \rightarrow \eta\pi^+\pi^-$, there are no dominant background processes, but many decay channels with a small contribution each. The backgrounds from the continuum process $e^+e^- \rightarrow q\bar{q}$ are studied with data samples taken at $\sqrt{s} = 3.080$ and 3.650 GeV. The background level is found to be very low, and the background events do not peak in the signal region.

The $M_{\gamma\pi^+\pi^-}$ and $M_{\eta\pi^+\pi^-}$ distributions of the events that pass all selection criteria are shown in Fig. 1. Peaks originating from η' decays are observed. Figure 2 shows the Dalitz plots of the events in the η' signal region, and Figs. 3 and 4 show the invariant mass projections, where the side band backgrounds have been subtracted. Based on these plots, no obvious intermediate structures in invariant mass of $p\eta'$, $\bar{p}\eta'$, or $p\bar{p}$ are observed.

IV. SIGNAL YIELDS AND BRANCHING FRACTIONS

To determine the branching fractions, simultaneous unbinned maximum likelihood fits to the $\gamma\pi^+\pi^-$ and $\eta\pi^+\pi^-$ invariant mass spectra are performed for the $\psi(3686)$ data and

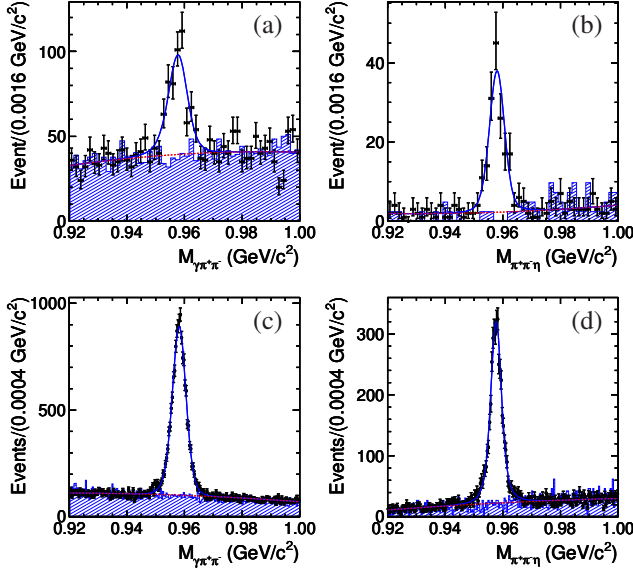


FIG. 1. Invariant mass spectra of the η' candidates in $\psi(3686) \rightarrow p\bar{p}\eta'$ with $\eta' \rightarrow \gamma\pi^+\pi^-$ (a), $\psi(3686) \rightarrow p\bar{p}\eta'$ with $\eta' \rightarrow \eta\pi^+\pi^-$ (b), $J/\psi \rightarrow p\bar{p}\eta'$ with $\eta' \rightarrow \gamma\pi^+\pi^-$ (c), and $J/\psi \rightarrow p\bar{p}\eta'$ with $\eta' \rightarrow \eta\pi^+\pi^-$ (d). The dots with error bars are data, the shaded histograms are the backgrounds from inclusive MC samples, the blue solid curves are the fit results, and the red dashed curves are the backgrounds from fit.

for the J/ψ data. The signal shape is represented by the MC-simulated η' mass distribution, convolved with a Gaussian function with free mean and width to account for the mass and resolution difference between data and MC simulation. The background is parameterized as a second-order Chebyshev polynomial with free parameters. In the simultaneous fit, the ratio of the number of $\eta' \rightarrow \gamma\pi^+\pi^-$ events to that of $\eta' \rightarrow \eta\pi^+\pi^-$ events is fixed to $\frac{B(\eta' \rightarrow \gamma\pi^+\pi^-) \cdot \epsilon_{\eta' \rightarrow \gamma\pi^+\pi^-}}{B(\eta' \rightarrow \eta\pi^+\pi^-) \cdot \epsilon_{\eta' \rightarrow \eta\pi^+\pi^-}}$, where $\epsilon_{\eta' \rightarrow \gamma\pi^+\pi^-}$ and $\epsilon_{\eta' \rightarrow \eta\pi^+\pi^-}$ are the global efficiencies for each η' decay mode. Due to differences in tracking and PID efficiencies between data and MC simulation for protons and anti-protons, the MC-determined global efficiencies are corrected by multiplying factors 1.030 (1.038) and 0.980 (0.984) for tracking and PID, respectively, for $\psi(3686) \rightarrow p\bar{p}\eta'$ ($J/\psi \rightarrow p\bar{p}\eta'$). These correction factors are ratios of efficiencies between data and MC simulation obtained by studying the control samples $\psi \rightarrow p\bar{p}\pi^+\pi^-$, where the efficiencies are weighted according to the distributions of transverse momentum (for tracking) or momentum (for PID) of protons and anti-protons.

The results of the fits are listed in Table I and shown in Fig. 1. The goodness of the fit is $\chi^2/\text{ndf} = 51.50/44 = 1.17$ for $\psi(3686) \rightarrow p\bar{p}\eta'$ with $\eta' \rightarrow \gamma\pi^+\pi^-$, $37.85/44 = 0.86$ for $\psi(3686) \rightarrow p\bar{p}\eta'$ with $\eta' \rightarrow \eta\pi^+\pi^-$, $234.75/194 = 1.21$ for $J/\psi \rightarrow p\bar{p}\eta'$ with $\eta' \rightarrow \gamma\pi^+\pi^-$, and $205.66/194 = 1.06$ for $J/\psi \rightarrow p\bar{p}\eta'$ with $\eta' \rightarrow \eta\pi^+\pi^-$. The resolution difference between data and MC simulation is 1 MeV in each

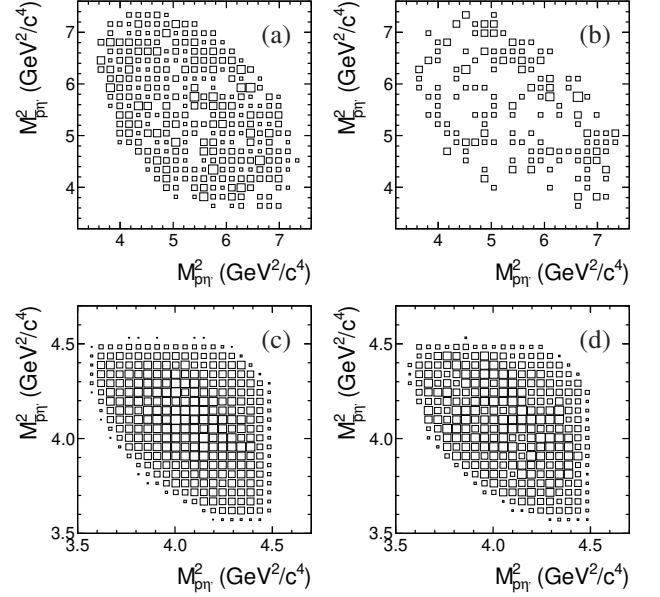


FIG. 2. Dalitz plots of $\psi(3686) \rightarrow p\bar{p}\eta'$ with $\eta' \rightarrow \gamma\pi^+\pi^-$ (a), $\psi(3686) \rightarrow p\bar{p}\eta'$ with $\eta' \rightarrow \eta\pi^+\pi^-$ (b), $J/\psi \rightarrow p\bar{p}\eta'$ with $\eta' \rightarrow \gamma\pi^+\pi^-$ (c), and $J/\psi \rightarrow p\bar{p}\eta'$ with $\eta' \rightarrow \eta\pi^+\pi^-$ (d).

decay mode. The branching fractions are determined to be

$$\begin{aligned} \mathcal{B}(\psi(3686) \rightarrow p\bar{p}\eta') &= (1.10 \pm 0.10 \pm 0.08) \times 10^{-5}, \\ \mathcal{B}(J/\psi \rightarrow p\bar{p}\eta') &= (1.26 \pm 0.02 \pm 0.07) \times 10^{-4}. \end{aligned}$$

Here the first uncertainties are statistical and the second ones systematic, as discussed in Sec. V. As a cross check, we also fit these channels separately, and Table I lists the signal yields, the selection efficiencies, and the branching fractions obtained for each decay mode. The branching fractions obtained from the simultaneous and separate fits are consistent with each other.

V. SYSTEMATIC UNCERTAINTIES

The systematic uncertainties mainly come from the MDC tracking, photon and η reconstruction, PID, kinematic fit, mass windows, branching fractions of the decay modes used to reconstruct the η' , the number of ψ decays, fitting procedure, and the physics model used to determine the efficiency. All the contributions are given in Table II. The overall systematic uncertainties are obtained by adding all systematic uncertainties, taking the correlations into account.

The uncertainty in the MDC tracking efficiency for each pion is estimated with the control sample $\psi(3686) \rightarrow \pi^+\pi^- J/\psi$, and a 1.0% systematic uncertainty per pion is obtained [24]. This gives a total of 2.0% for each decay mode. The tracking efficiencies of protons and anti-protons are studied with the control sample $\psi \rightarrow p\bar{p}\pi^+\pi^-$. The MC efficiencies for the signal processes are corrected using the results from the control samples, and the uncertainties

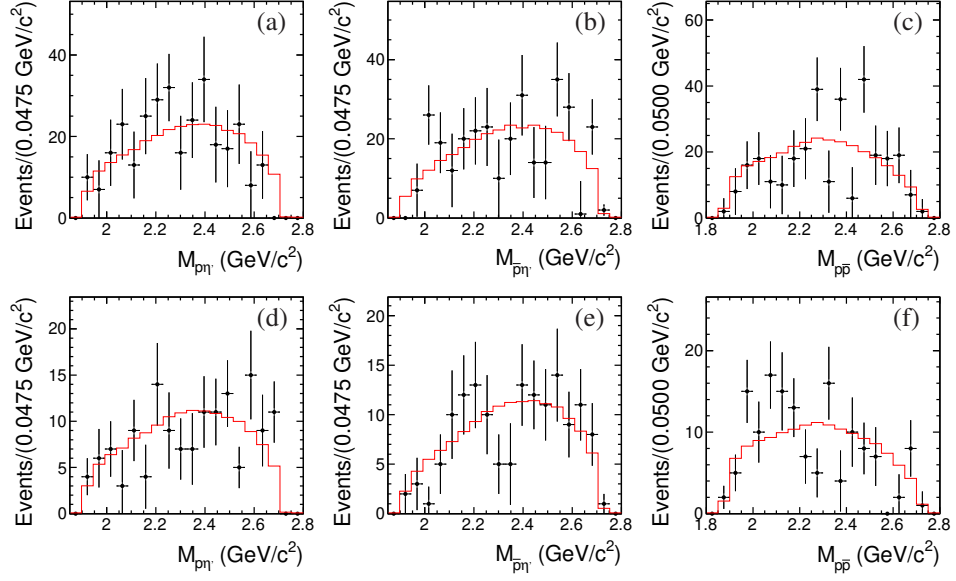


FIG. 3. Invariant mass distributions of $p\eta'$ (a), $\bar{p}\eta'$ (b), and $p\bar{p}$ (c) for $\psi(3686) \rightarrow p\bar{p}\eta'$ with $\eta' \rightarrow \gamma\pi^+\pi^-$, and those of $p\eta'$ (d), $\bar{p}\eta'$ (e), and $p\bar{p}$ (f) for $\psi(3686) \rightarrow p\bar{p}\eta'$ with $\eta' \rightarrow \pi^+\pi^-\eta$. The dots with error bars are data with background subtracted, and the red lines are the corresponding signal MC.

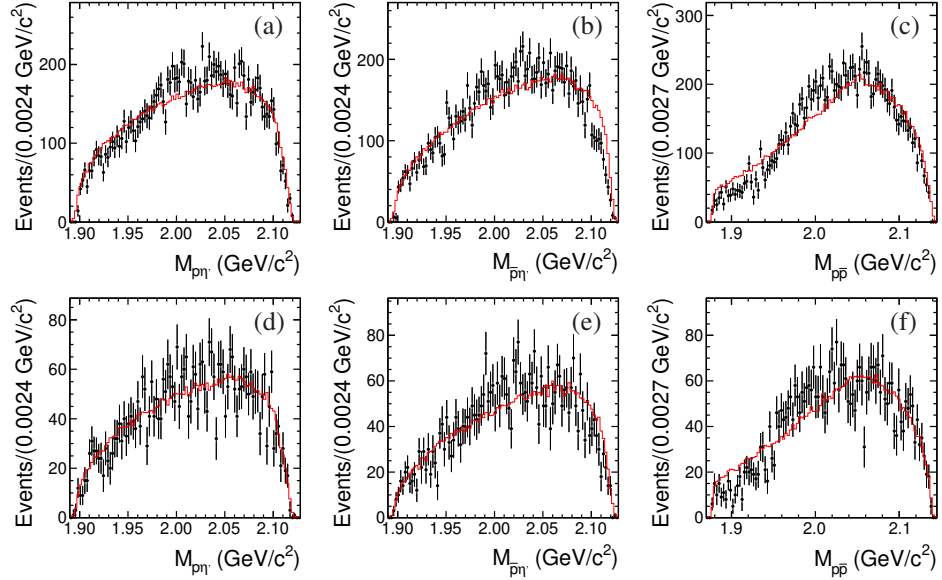


FIG. 4. Invariant mass distributions of $p\eta'$ (a), $\bar{p}\eta'$ (b), and $p\bar{p}$ (c) for $J/\psi \rightarrow p\bar{p}\eta'$ with $\eta' \rightarrow \gamma\pi^+\pi^-$, and those of $p\eta'$ (d), $\bar{p}\eta'$ (e), and $p\bar{p}$ (f) for $J/\psi \rightarrow p\bar{p}\eta'$ with $\eta' \rightarrow \pi^+\pi^-\eta$. The dots with error bars show background subtracted data, and the red lines are the corresponding distributions from signal MC.

TABLE I. Results from separate and simultaneous fits for each decay, N_{sig} is the number of signal events, ϵ is the selection efficiency, and \mathcal{B} is the branching fraction of $\psi(3686) \rightarrow p\bar{p}\eta'$ or $J/\psi \rightarrow p\bar{p}\eta'$.

	$\psi(3686) \rightarrow p\bar{p}\eta'$			$J/\psi \rightarrow p\bar{p}\eta'$		
Category	N_{sig}	ϵ (%)	\mathcal{B} (10^{-5})	N_{sig}	ϵ (%)	\mathcal{B} (10^{-4})
$\eta' \rightarrow \gamma\pi^+\pi^-$	337 ± 29	22.6	$1.12 \pm 0.10 \pm 0.10$	12390 ± 138	25.5	$1.27 \pm 0.02 \pm 0.08$
$\eta' \rightarrow \eta\pi^+\pi^-$	154 ± 14	18.7	$1.07 \pm 0.10 \pm 0.08$	3931 ± 74	14.3	$1.24 \pm 0.03 \pm 0.10$
Simultaneous fit	—	—	$1.10 \pm 0.10 \pm 0.08$	—	—	$1.26 \pm 0.02 \pm 0.07$

of the tracking differences between data and MC simulation are taken as the systematic uncertainties, which are 0.7% (1.0%) per proton (anti-proton) for the $\psi(3686)$ decays, and 0.9% (1.0%) per proton (anti-proton) for the J/ψ decays. Assuming the uncertainties of proton and anti-proton are totally correlated, the tracking uncertainty of a proton–anti-proton pair is 1.7% (1.9%) for the $\psi(3686)$ (J/ψ) data sample. The tracking efficiencies of pion and proton are independent, and the total tracking uncertainty is determined to be 2.7% (2.8%) for the $\psi(3686)$ (J/ψ) samples.

The uncertainty in the photon reconstruction is studied by using the control sample $J/\psi \rightarrow \rho^0 \pi^0$, and a 1.0% systematic uncertainty is estimated for each photon [25]. The uncertainty of the η reconstruction from $\gamma\gamma$ final state is 1.0% per η , as determined from a high purity control sample of $J/\psi \rightarrow p\bar{p}\eta$ [26].

The uncertainty in the PID efficiency for pions is estimated to be 1.0% per pion [27], and the total PID uncertainty for two pions is 2.0% for each decay mode. The efficiencies of the proton and the anti-proton identification are studied with the control samples $\psi \rightarrow p\bar{p}\pi^+\pi^-$. The MC efficiencies for the signal processes are corrected using the results from the control samples, and the uncertainties of the corrections are taken as the systematic uncertainties, which are 0.5% (0.6%) per proton (anti-proton) for the $\psi(3686)$, and 0.6% (0.8%) per proton (anti-proton) for the J/ψ samples. Assuming the uncertainties of proton and anti-proton are totally correlated, the PID uncertainty of a proton and anti-proton pair is calculated to be 1.1% (1.4%) for the $\psi(3686)$ (J/ψ) data samples. The PID efficiencies of pion and proton are independent, and the total PID uncertainty is determined to be 2.3% (2.5%) for the $\psi(3686)$ (J/ψ) samples.

The uncertainty associated with the kinematic fit is estimated by comparing the efficiencies with or without a helix parameter correction applied to simulated data [28]. Control samples $J/\psi \rightarrow p\bar{K}^-\bar{\Lambda} + c.c.$ and $\psi(3686) \rightarrow K^+K^-\pi^+\pi^-$ [29] are used to obtain the correction to the track helix parameters. The uncertainties due to the kinematic fit are determined to be 1.9%, 2.4%, 1.7%, and 2.3%, for $\psi(3686) \rightarrow p\bar{p}\eta'$ with $\eta' \rightarrow \gamma\pi^+\pi^-$, and $\psi(3686) \rightarrow p\bar{p}\eta'$ with $\eta' \rightarrow \eta\pi^+\pi^-$, $J/\psi \rightarrow p\bar{p}\eta'$ with $\eta' \rightarrow \gamma\pi^+\pi^-$, and $J/\psi \rightarrow p\bar{p}\eta'$ with $\eta' \rightarrow \eta\pi^+\pi^-$, respectively.

The uncertainty due to the mass windows used to veto background events originates from the differences in the mass resolutions between data and MC simulation. We repeat the analysis by enlarging or reducing the mass window. The largest difference is used as an estimate of the corresponding systematic uncertainty. The η' signal region and sideband regions are not used to veto the background events, so they have no effect on the branching fraction determination. The uncertainties due to different mass windows are considered to be independent, so we add them in quadrature. For the decay $\psi(3686) \rightarrow p\bar{p}\eta'$ with $\eta' \rightarrow \gamma\pi^+\pi^-$ ($\eta' \rightarrow \eta\pi^+\pi^-$), the uncertainty is 4.9% (1.8%). The uncertainty for the mass-window selection for $J/\psi \rightarrow p\bar{p}\eta'$ is found negligible.

The systematic uncertainties due to the branching fractions of the subsequent η' and η decays are 1.7% for decays $\eta' \rightarrow \gamma\pi^+\pi^-$ and $\eta' \rightarrow \eta\pi^+\pi^- \rightarrow \gamma\gamma\pi^+\pi^-$ [21]. The numbers

of $\psi(3686)$ and J/ψ events have been estimated via inclusive hadronic events with relative uncertainties of 0.7% [13] and 0.6% [14], respectively.

The fit range, signal shape, and background shape are considered as the sources of the systematic uncertainty related with the fit procedure. In the nominal fit, the mass range is $[0.90, 1.04]$ GeV/ c^2 , and we repeat the fit by changing the range by ± 10 MeV/ c^2 . The largest change in the final result is taken as the uncertainty due to the fit range, which is 1.4% and 0.6% for $\psi(3686) \rightarrow p\bar{p}\eta'$ and $J/\psi \rightarrow p\bar{p}\eta'$, respectively. For the signal shape, we change the nominal shape to a double-Gaussian or a Breit-Wigner function convolved with a Gaussian function, and the largest difference from the nominal result is taken as the uncertainty of the signal shape, which is 3.9% and 1.2% for $\psi(3686) \rightarrow p\bar{p}\eta'$ and $J/\psi \rightarrow p\bar{p}\eta'$, respectively. We replace the background shape with a first-order Chebyshev or second-order polynomial function, the largest differences from the nominal result, 2.7% and 1.3% for $\psi(3686) \rightarrow p\bar{p}\eta'$ and $J/\psi \rightarrow p\bar{p}\eta'$, respectively, are taken as systematic uncertainties.

The signal MC sample is generated assuming pure phase space distribution, in which possible intermediate states and non-flat angular distributions are ignored. Although no strong structure is visible in the Dalitz plots shown in Fig. 2, the phase space MC does not provide a very good description of the data, as shown in Fig. 3 and Fig. 4, which results in a large systematic uncertainty, especially for the J/ψ decay modes. For $\psi(3686) \rightarrow p\bar{p}\eta'$, since the statistics are limited, we weight each MC-generated phase space event by the $M_{p\bar{p}}$ distribution, and a difference of 1.5% in the efficiency between the nominal and weighted MC samples is taken as the uncertainty. For $J/\psi \rightarrow p\bar{p}\eta'$, we re-generate signal MC events based on BODY3 [30], a data-driven MC generator, and a difference of 3.4% in the efficiencies is taken as the uncertainty.

VI. SUMMARY AND DISCUSSION

Based on 4.48×10^8 $\psi(3686)$ decays, we observe for the first time $\psi(3686) \rightarrow p\bar{p}\eta'$, and measure its branching fraction to be $(1.10 \pm 0.10 \pm 0.08) \times 10^{-5}$. Based on 1.31×10^9 J/ψ decays, we obtain the most accurate measurement so far of $\mathcal{B}(J/\psi \rightarrow p\bar{p}\eta') = (1.26 \pm 0.02 \pm 0.07) \times 10^{-4}$.

With the measurement of $J/\psi \rightarrow p\bar{p}$ [21], we determine the ratio of decay widths $\frac{\Gamma(J/\psi \rightarrow p\bar{p}\eta')}{\Gamma(J/\psi \rightarrow p\bar{p})} = (5.94 \pm 0.35)\%$. It is larger than the nucleon pole contribution by two orders of magnitude according to Ref. [3]. This implies the validity of the N^* pole hypothesis. However, from the invariant mass distributions of $p\eta'$ and $\bar{p}\eta'$ in Fig. 4, no distinctive structure is observed, which indicates that very broad intermediate N^* states or other decay mechanisms are needed to explain the large ratio. Similarly, using the results in Ref. [31], we determine the ratio $\frac{\Gamma(\psi(3686) \rightarrow p\bar{p}\eta')}{\Gamma(\psi(3686) \rightarrow p\bar{p})} = (3.61 \pm 0.41)\%$, where common uncertainties have been cancelled. This ratio will be helpful for future studies of the nucleon and N^* pole contributions in $\psi(3686)$ baryonic decays.

TABLE II. Summary of relative systematic uncertainties (in %) in the branching fractions. The total systematic uncertainty is obtained by summing all the contributions from each source taking the correlations into account. Here I (II) is $\psi(3686)$ decay channel with $\eta' \rightarrow \gamma\pi^+\pi^-$ ($\eta' \rightarrow \eta\pi^+\pi^-$), and III (IV) is J/ψ decay channel with $\eta' \rightarrow \gamma\pi^+\pi^-$ ($\eta' \rightarrow \eta\pi^+\pi^-$).

Source	I	II	III	IV
Tracking	2.7	2.7	2.8	2.8
Photon	1.0	2.0	1.0	2.0
η reconstruction	—	1.0	—	1.0
PID	2.3	2.3	2.5	2.5
Kinematic fit	1.9	2.4	1.7	2.3
Mass window	4.9	1.8	—	—
Branching fraction	1.7	1.7	1.7	1.7
Number of ψ events		0.7		0.6
Fit range		1.4		0.6
Signal shape		3.9		1.2
Background shape		2.7		1.3
Physics model		1.5		3.4
Sum		7.2		5.4

Combining our result with the branching fractions of $\psi \rightarrow p\bar{p}\eta$ reported in Ref. [21] and following the procedure described in Ref. [2], we determine an $\eta - \eta'$ mixing angle of $-24^\circ \pm 11^\circ$ for the $\psi(3686)$ decays and $-24^\circ \pm 9^\circ$ for the J/ψ decays. We observe that the two values are very similar, even though the uncertainties are in both cases very large. This might indicate a universal behavior of the $\eta - \eta'$ mixing angle as expected. These results are consistent with the QCD-inspired calculations $\theta_{\eta-\eta'} = -(17^\circ \sim 10^\circ)$ [2], and $-(16^\circ \sim 13^\circ) \pm 6^\circ$ based on the quark-line rule [5].

TABLE III. The various ratios between $\psi(3686)$ and J/ψ decays. $\mathcal{B}_{p\bar{p}\eta'}$ and $\mathcal{B}_{p\bar{p}\eta}$ are the branching fractions, $\Omega_{p\bar{p}\eta'}$ and $\Omega_{p\bar{p}\eta}$ are the three-body phase space factors [21], $\mathcal{M}_{p\bar{p}\eta'}$ and $\mathcal{M}_{p\bar{p}\eta}$ are the accordingly determined matrix elements. The $|\mathcal{M}_{p\bar{p}\eta'}/\mathcal{M}_{p\bar{p}\eta}|$ is calculated by $\sqrt{\frac{\mathcal{B}_{p\bar{p}\eta'}}{\mathcal{B}_{p\bar{p}\eta}} \cdot \frac{\Omega_{p\bar{p}\eta}}{\Omega_{p\bar{p}\eta'}}}$.

Ratio	$\psi(3686)$	J/ψ
$\mathcal{B}_{p\bar{p}\eta'}/\mathcal{B}_{p\bar{p}\eta}$ (%)	18.3 ± 2.5	6.3 ± 0.6
$\Omega_{p\bar{p}\eta'}/\Omega_{p\bar{p}\eta}$	0.5	0.2
$ \mathcal{M}_{p\bar{p}\eta'}/\mathcal{M}_{p\bar{p}\eta} $	0.61 ± 0.04	0.56 ± 0.03

Table III shows the details for the ratios of branching fractions, three-body phase space factors, and determined

matrix elements. The ratios of the matrix elements are consistent with the theoretical prediction that falls within the range [0.5, 0.9] according to Ref. [2].

Our results for the branching fractions of $\psi(3686) \rightarrow p\bar{p}\eta'$ and $J/\psi \rightarrow p\bar{p}\eta'$ result in the ratio $\frac{\mathcal{B}(\psi(3686) \rightarrow p\bar{p}\eta')}{\mathcal{B}(J/\psi \rightarrow p\bar{p}\eta')} = (8.7 \pm 1.0)\%$, where the common uncertainties have been canceled. Even though the ratio is in reasonable agreement with 12%, we note that the kinematics of the two processes are very different, and the “12% rule” may be too naive in this case. The phase space ratio is $\Omega_{\psi(3686) \rightarrow p\bar{p}\eta'}/\Omega_{J/\psi \rightarrow p\bar{p}\eta'} = 8.13$, if any possible intermediate structure is ignored. Furthermore, the Dalitz plots of J/ψ and $\psi(3686)$ decays, shown in Fig. 2, indicate that many events in $\psi(3686)$ decays, possibly via $N^*\bar{N} + c.c.$ intermediate states with $p\eta'$ or $\bar{p}\eta'$ mass greater than $2.13 \text{ GeV}/c^2$, are not kinematically possible in J/ψ decays. Taken these factors into account, the Q value is suppressed a lot, implying that the “12% rule” is violated significantly.

VII. ACKNOWLEDGEMENTS

The BESIII collaboration thanks the staff of BEPCII and the IHEP computing center for their strong support. This work is supported in part by National Key Basic Research Program of China under Contract No. 2015CB856700; National Natural Science Foundation of China (NSFC) under Contracts Nos. 11335008, 11425524, 11625523, 11635010, 11735014; the Chinese Academy of Sciences (CAS) Large-Scale Scientific Facility Program; the CAS Center for Excellence in Particle Physics (CCEPP); Joint Large-Scale Scientific Facility Funds of the NSFC and CAS under Contracts Nos. U1532257, U1532258, U1732263; CAS Key Research Program of Frontier Sciences under Contracts Nos. QYZDJ-SSW-SLH003, QYZDJ-SSW-SLH040; 100 Talents Program of CAS; INPAC and Shanghai Key Laboratory for Particle Physics and Cosmology; German Research Foundation DFG under Contracts Nos. Collaborative Research Center CRC 1044, FOR 2359; Istituto Nazionale di Fisica Nucleare, Italy; Koninklijke Nederlandse Akademie van Wetenschappen (KNAW) under Contract No. 530-4CDP03; Ministry of Development of Turkey under Contract No. DPT2006K-120470; National Science and Technology fund; The Swedish Research Council; U. S. Department of Energy under Contracts Nos. DE-FG02-05ER41374, DE-SC-0010118, DE-SC-0010504, DE-SC-0012069; University of Groningen (RuG) and the Helmholtzzentrum fuer Schwerionenforschung GmbH (GSI), Darmstadt.

[1] K. Zhu, X. H. Mo and C. Z. Yuan, *Int. J. Mod. Phys. A* **30**, 1550148 (2015).
[2] R. Sinha and S. Okubo, *Phys. Rev. D* **30**, 2333 (1984).
[3] W. H. Liang, P. N. Shen, B. S. Zou and A. Faessler, *Eur. Phys. J. A* **21**, 487 (2004).

[4] X. Cao and J. J. Xie, *Chin. Phys. C* **40**, 083103 (2016).
[5] S. Okubo, *Prog. Theor. Phys. Suppl.* **63**, 1 (1978).
[6] T. Appelquist and H. D. Politzer, *Phys. Rev. Lett.* **34**, 43 (1975).
[7] J. E. Augustin *et al.* [SLAC-SP-017 Collaboration], *Phys. Rev. Lett.* **33**, 1406 (1974).

- [8] M. E. B. Franklin *et al.*, Phys. Rev. Lett. **51**, 963 (1983).
- [9] X. H. Mo, C. Z. Yuan and P. Wang, HEP & NP **31**, 686 (2007).
- [10] I. Peruzzi *et al.*, Phys. Rev. D **17**, 2901 (1978).
- [11] M. W. Eaton *et al.*, Phys. Rev. D **29**, 804 (1984).
- [12] M. Ablikim *et al.* [BES Collaboration], Phys. Lett. B **676**, 25 (2009).
- [13] M. Ablikim *et al.* [BESIII Collaboration], Chin. Phys. C **42**, 023001 (2018).
- [14] M. Ablikim *et al.* [BESIII Collaboration], Chin. Phys. C **41**, 013001 (2017).
- [15] M. Ablikim *et al.* [BESIII Collaboration], Nucl. Instrum. Meth. A **614**, 345 (2010).
- [16] S. Agostinelli *et al.* [GEANT4 Collaboration], Nucl. Instrum. Meth. A **506**, 250 (2003).
- [17] J. Allison *et al.*, IEEE Trans. Nucl. Sci. **53**, 270 (2006).
- [18] S. Jadach, B. F. L. Ward and Z. Was, Comput. Phys. Commun. **130**, 260 (2000).
- [19] S. Jadach, B. F. L. Ward and Z. Was, Phys. Rev. D **63**, 113009 (2001).
- [20] R. G. Ping, Chin. Phys. C **32**, 599 (2008).
- [21] M. Tanabashi *et al.* [Particle Data Group], Phys. Rev. D **98**, 030001 (2018).
- [22] J. C. Chen, G. S. Huang, X. R. Qi, D. H. Zhang and Y. S. Zhu, Phys. Rev. D **62**, 034003 (2000).
- [23] M. Ablikim *et al.* [BESIII Collaboration], Phys. Rev. Lett. **120**, 242003 (2018).
- [24] M. Ablikim *et al.* [BESIII Collaboration], Phys. Rev. Lett. **105**, 261801 (2010).
- [25] M. Ablikim *et al.* [BESIII Collaboration], Phys. Rev. D **81**, 052005 (2010).
- [26] M. Ablikim *et al.* [BESIII Collaboration], Phys. Rev. Lett. **105**, 261801 (2010).
- [27] M. Ablikim *et al.* [BESIII Collaboration], Phys. Rev. D **86**, 092009 (2012).
- [28] M. Ablikim *et al.* [BESIII Collaboration], Phys. Rev. D **87**, 012002 (2013).
- [29] M. Ablikim *et al.* [BESIII Collaboration], Phys. Rev. D **87**, 012003 (2013).
- [30] M. Ablikim *et al.* [BESIII Collaboration], Phys. Rev. D **89**, 112006 (2014).
- [31] M. Ablikim *et al.* [BESIII Collaboration], arXiv:1803.02039 [hep-ex].