

Topological Gapless Matters in Three-dimensional Ultracold Atomic Gases

Yong Xu*

Center for Quantum Information, IIIS, Tsinghua University, Beijing 100084, PR China

Three-dimensional topological gapless matters with gapless degeneracies protected by a topological invariant defined over a closed manifold in momentum space have attracted considerable interest in various fields ranging from condensed matter materials to ultracold atomic gases. As a highly controllable and disorder free system, ultracold atomic gases provide a versatile platform to simulate topological gapless matters. Here, the current progress in studies of topological gapless phenomena in three-dimensional cold atom systems is summarized in the review. It is mainly focused on Weyl points, structured (type-II) Weyl points, Dirac points, nodal rings and Weyl exceptional rings in cold atoms. Since interactions in cold atoms can be controlled via Feshbach resonances, the progress in both superfluids for attractive interactions and non-interacting cold atom gases is reviewed.

CONTENTS

I. Introduction	1
II. Gapless points and rings	3
A. Weyl points	3
B. Dirac points	5
C. Nodal rings	6
D. Weyl exceptional rings	7
III. Gapless points and rings in superfluids	9
A. Weyl points and structured Weyl points	9
1. Spin-orbit coupled superfluids	9
2. dipolar superfluids	12
B. Nodal rings	12
1. Spin-orbit coupled superfluids	12
IV. Gapless points and rings in non-interacting ultracold atomic gases	13
A. Weyl points	13
1. Weyl spin-orbit coupling	13
2. Weyl semimetals with laser-assisted tunneling	14
3. Weyl points, structured (type-II) Weyl points and Weyl spin-orbit coupling in optical lattices	15
B. Nodal rings and experimental realization	17
C. Weyl exceptional rings	17
V. Other topological gapless matters in cold atoms	18
VI. Summary and perspectives	18
Acknowledgments	19
References	19

I. INTRODUCTION

In 1928, P. Dirac proposed the Dirac equation to describe particles with Lorentz invariance¹. Shortly afterward, H. Weyl found that, for massless particles, the

equation can be written as two separate equations corresponding to the left or right chirality or handedness². The fermions described by these two equations are called Weyl fermions. Initially, neutrinos were thought to be Weyl fermions, but they were found to have masses and thus not Weyl fermions. So far, there are no other elementary particles in particle physics that are Weyl fermions.

In condensed matter systems including cold atoms, particles do not necessarily endorse the law dictated by the Dirac equation due to their low energy compared with their static masses. However, the existence of band structures due to crystalline symmetries or atom laser interactions can dress the particles, leading to their dynamics governed by the Weyl equation. This indeed occurs when a band structure exhibits a doubly degenerate point with linear dispersions along all three dimensions in the vicinity of the point. Around such a point (called Weyl node or Weyl point), the dynamics is dictated by the Weyl Hamiltonian. One celebrated example in two dimensions (2D) is graphene where a doubly degenerate point appears^{3,4}. In fact, as early as in 1937, such a degeneracy with linear dispersions was predicted in electric band structures in a three-dimensional (3D) solid-state material⁵.

Half a century later, Volovik predicted that the Weyl point can appear in quasiparticle spectra of the ³He A superfluid phase^{6,7}. It was not until in 2011 that Wan and coworkers discovered the topological consequence of materials with Weyl points: Fermi arcs that consist of surface states connecting two Weyl points with opposite chirality⁸. The appearance of Fermi arcs is due to the topological property of Weyl points: Weyl points can be viewed as the monopole of Berry curvatures in momentum space so that the first Chern number defined as the integral of Berry curvatures over a closed surface in momentum space enclosing the point is quantized. From this perspective, the closed surface can be regarded as a Chern insulator, leading to chiral surface states in an open geometry; these surface states give rise to a Fermi arc connecting two Weyl points. So far, studies of Weyl points have seen a rapid advance in various fields, such as solid-state materials^{8–16}, cold atoms^{17–38}, optical sys-

tems³⁹, acoustic systems⁴⁰ and mechanical systems⁴¹. Remarkably, Weyl points have recently been experimentally observed in solid-state materials^{42,43} and optical crystals^{44–46}.

In contrast to particle physics where the Lorentz invariance is required, in condensed matter systems, this symmetry is not necessarily respected. As a result, new fermions can appear. In 2014, Xu and coworkers found a new topological superfluid termed gapless topological Fulde-Ferrell superfluids; these superfluids possess gapless structures besides a touching point²⁰. Shortly afterward, Xu and coworkers proposed an effective model to characterize it and named the new Weyl point structured Weyl points²⁶. Such Weyl points were also found in solid-state materials and named type-II Weyl points^{47,48}. For a traditional Weyl point (also called type-I Weyl point), the Fermi surface is a point with zero density of states when it lies at the point. However, for a structured (type-II) Weyl point, the Fermi surface incorporates two open or closed surfaces touching at the point, leading to finite density of states. Because of the sharp change of the topology of the Fermi surface, the transition from the traditional (type-I) Weyl point to the structured (type-II) Weyl point corresponds to the Lifshitz transition. Besides, a number of other different properties of structured (type-II) Weyl points were anticipated, such as anisotropic chiral anomaly^{47,49,50}, unusual magneto-response^{49,50}, novel quantum oscillation due to the momentum space Klein tunneling⁵¹, and novel anomalous Hall effects^{26,52}. Such new Weyl points have recently been experimentally observed in solid-state materials^{53–61} and optical crystals^{62,63}.

In addition to the point, 3D band structures can exhibit nodal lines (or rings) with degeneracies forming a line (or a ring)⁶⁴ (see also review⁶⁵ and references therein). For instance, a nodal line (or ring) can be developed from Dirac points in graphene by generalizing them to 3D. Such a gapless structure is protected by the winding number for a system with chiral symmetry⁶⁴ or the quantized Berry phase for a system with PT symmetry⁶⁶. Moreover, other nodal lines, such as a nodal line acting as a vortex ring with a maximal topological anomalous Hall effect⁶⁷, nodal-link and nodal-knot gapless structures^{68–71}, are proposed in band structures of different models.

Topological gapless matters can not only appear in closed systems described by a Hermitian Hamiltonian, but can also emerge in open systems with particle gain and loss described by a non-Hermitian Hamiltonian. Recently, the technology advance^{72–85} has instigated intensive studies of topological phases in non-Hermitian systems ranging from 1D to 3D systems^{86–110}. In the context of 3D gapless matters with particle gain and loss, Xu and coworkers introduce a non-Hermitian term in a Weyl Hamiltonian and found that a Weyl point morphs into a Weyl exceptional ring consisting of exceptional points⁹³. In contrast to the nodal ring with a quantized Berry phase and a zero Chern number, the Weyl excep-

tional ring possesses both a quantized Berry phase and a quantized (nonzero) Chern number. Remarkably, the Weyl exceptional ring has recently been experimentally observed in an optical waveguide array⁸⁵. Additionally, when a non-Hermitian term is introduced in a nodal-line semimetal, a nodal ring develops into two exceptional rings characterized by the Berry phase^{108,109}. Moreover, exceptional links and twisted Fermi ribbons were also found in non-Hermitian systems¹⁰³.

Compared with solid-state materials, cold atoms provide a clean and highly controllable platform to simulate Hamiltonians. In the context of topology, there has been remarkable progress made in cold atoms in both topological insulators and topological gapless matters^{111,112}. For topological insulators, the Zak phase was observed in a 1D dimerized optical lattice¹¹³, and the Haldane model, the Chern band and the Harper Hamiltonian were experimentally realized in cold atoms^{114–120}. Long-sought after Thouless pump and the 4D quantum Hall effect were also experimentally observed with cold atoms^{121–123}. For topological gapless phenomena, the honeycomb lattices were engineered using laser beams and the Dirac cone was observed by Landau-Zener tunneling^{124,125}. The 2D Dirac point was also realized in the Harper Hamiltonian with the flux per plaquette being $1/2$ using laser-assisted tunneling^{114,115}. Such a point was also implemented in the hyperfine level space of atoms as the 2D spin-orbit coupling^{119,126–128}. Furthermore, the second Chern number of the Yang monopole has recently been observed in cold atoms¹²⁹.

For topological gapless matters in 3D cold atom systems, remarkable experimental and theoretical progress has been made. In particular, the Weyl nodal line has recently been implemented in the ¹⁷³Yb Fermi gas¹³⁰. In theory, there has been a number of systems discovered to host topological gapless bands. Specifically, in superfluids, the Weyl points were found to exist in the quasiparticle energy spectrum of spin-orbit coupled BCS and Fulde-Ferrell superfluids^{17,20,26,131} owing to the effective p-wave pairing similar to the ³He A phase. The gapless topological Fulde-Ferrell superfluids with structured Weyl points^{20,26,131} were also found. Since the dominant pairing is the $p_x + ip_y$ pairing for the attractive dipole-dipole interacted atoms, the Weyl points can also emerge in the quasiparticle energy spectrum of such superfluids²². When the one-dimensional (1D) spin-orbit coupling is considered, Weyl nodal rings¹³² and structured Weyl (type-II) nodal rings²⁶ were found in the Fermi superfluids. Recent experimental realization of 1D and 2D spin-orbit coupling in cold atoms^{119,120,126,127,130,133–145} (see review^{146–148}) has laid the foundation for the experimental observation of Weyl points and nodal rings in superfluids. Furthermore, Weyl fermion quasiparticles were shown to emerge in a 3D system of polar particles in magnetic fields³⁰ and in a topological density wave phase in cold atomic Rydberg-dressed atomic fermions²⁴. Similar to the fermionic excitations, Weyl points and nodal rings were also shown to emerge in Bogoliubov excita-

tions of bosonic superfluid and Mott insulator phases when bosonic atoms are loaded into a Weyl semimetal or nodal ring optical lattice^{149–151}.

Since non-interacting systems are easy to understand and control, another direction in cold atoms is to investigate the experimental scheme for realizing topological gapless bands in non-interacting systems. This is achievable as interactions can be readily tuned by Feshbach resonances in cold atoms¹⁵². One can also study the effects of interactions on gapless bands when the attractive or repulsive interactions are turned on. To date, there have been a number of proposals for realizing Weyl points and nodal rings. In 2012, Anderson and coworkers reported an experimental scheme to realize the 3D Weyl spin-orbit coupling by coupling four hyperfine levels of atoms with Raman laser beams¹⁵³. This scheme can actually achieve a single Weyl point in the continuous space without lattices. In 2015, based on their experimental realization of a Dirac point in a 2D Harper Hamiltonian, Dubček and coworkers found an experimental scheme to realize a Weyl semimetal in a sublattice pseudospin space with laser-assisted tunnelling¹⁵⁴. A year later, based on an experimental realization of the Chern band¹¹⁹, Xu and Duan proposed an experimental setup for realizing a Weyl metal²⁹. In this scheme, both traditional (type-I) and structured (type-II) Weyl points can be realized and their transition can be readily tuned by controlling a two-photon detuning. Since the Weyl point is achieved in the hyperfine level space, the scheme also realizes the 3D Weyl spin-orbit coupling. Very recently, an experimental scheme to realize a 3D Dirac semimetal in cold atoms has been proposed³⁸. There are also experimental schemes for achieving the Dirac and Weyl nodal ring semimetal with cold atoms^{155,156}. Other approaches for constructing Weyl semimetals with cold atoms include stacking 2D lattice layers with checkerboard-patterned staggered fluxes¹⁸, stacking one-dimensional Aubry-Andre-Harper models²³, and shaking a face-centered-cubic optical lattice³⁴.

As a highly controllable system, cold atoms allows us to achieve the manipulation of the location and number of Weyl points. Such a manipulation changes the anomalous Hall response accordingly. Despite the existence of an inevitable non-adiabatic process when a Hamiltonian parameter is slowly modified, the equilibrated Hall response can be achieved by applying a suitable electric field initially in a coherent dynamics³⁸. In addition, cold atoms can be utilized to realize the dynamical Weyl points and dynamical 4D Weyl nodal rings where one parameter is taken as time³⁶. Such dynamical gapless phenomena lead to continuous tunable Thouless pumping in higher dimensions.

There are many excellent reviews^{157–176} on the topic mainly related to topological gapless matters in solid-state materials. A review mainly focused on topological insulators in cold atoms¹¹² has appeared recently. In this review, we summarize the basic concepts of Weyl points, Dirac points, nodal rings and Weyl exceptional rings, and

their presence in quasiparticle spectra of Fermi superfluids and in single particle spectra of non-interacting Fermi gases. Specifically, in Sec. 2, we introduce the concepts of Weyl points, Dirac points, nodal rings and Weyl exceptional rings. In Sec. 3, we describe Weyl points and nodal rings in Fermi superfluids. In Sec. 4, we summarize theoretical proposals for realizing these topological gapless matters in Fermi gases. In Sec. 5, we briefly summarize other topological gapless phenomena in cold atoms. Finally, a conclusion and perspective is given.

II. GAPLESS POINTS AND RINGS

In this section, we review several typical topological gapless matters in 3D including Weyl points, structured (type-II) Weyl points, Dirac points, type-II Dirac points, nodal rings, structured (type-II) nodal rings, and Weyl exceptional rings.

A. Weyl points

In a C^2 space, let us consider the following Hamiltonian in momentum space

$$H_W = \epsilon_0(\mathbf{k})\sigma_0 + v\mathbf{k} \cdot \boldsymbol{\sigma} \quad (1)$$

with the Pauli matrices σ_ν ($\nu = x, y, z$), the 2×2 identity matrix σ_0 , the momentum k_ν and the real parameter v and $\epsilon_0(\mathbf{k})$, which may be a function of momentum \mathbf{k} . The eigenenergy is $E_\pm(\mathbf{k}) = \epsilon_0(\mathbf{k}) \pm vk$ with $k = \sqrt{k_x^2 + k_y^2 + k_z^2}$, showing that a double degeneracy occurs at $\mathbf{k} = 0$. In particle physics, $\epsilon_0(\mathbf{k})$ vanishes and $v = c$ where c is the light velocity in vacuum, required by the Lorentz symmetry. Apparently, the degenerate point is stable against any perturbation because all 2×2 matrices can be generated by $\sigma_0, \sigma_x, \sigma_y$ and σ_z and adding any one can at most change the location of the degenerate point instead of gapping it. The dispersion is linear around all directions and the slope indicates the group velocity. The Weyl fermions are chiral massless Dirac fermions whose velocities are parallel or anti-parallel to their spins. In addition, the Weyl point can be regarded as a monopole of Berry curvatures [see Fig. 1] in momentum space given by

$$\boldsymbol{\Omega}_\pm(\mathbf{k}) = \mp \frac{\mathbf{k}}{2k^3}, \quad (2)$$

where

$$\boldsymbol{\Omega}_\pm(\mathbf{k}) = i\langle \nabla u_\pm(\mathbf{k}) | \times | \nabla u_\pm(\mathbf{k}) \rangle \quad (3)$$

is the Berry curvature with $|u_\pm(\mathbf{k})\rangle$ being the upper and lower eigenstate of the Weyl Hamiltonian so that $H_W|u_\pm(\mathbf{k})\rangle = E_\pm(\mathbf{k})|u_\pm(\mathbf{k})\rangle$. The topology of the Weyl point is characterized by the integral of the Berry curvature over a closed surface S in momentum space enclosing

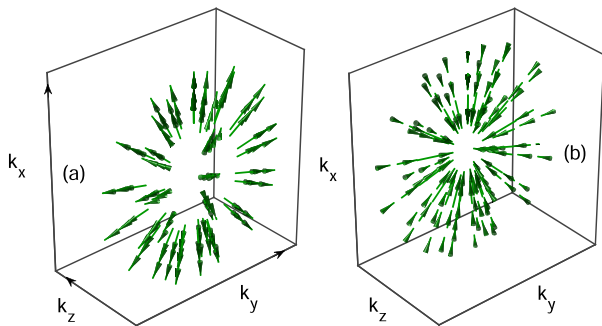


FIG. 1. (Color online) Schematics of the Berry curvature $\Omega_{\mp}(\mathbf{k})$ in (a) and (b), respectively. The arrows on the axes show their orientation.

the point, i.e.,

$$C_{\pm} = \frac{1}{2\pi} \oint_S d\mathbf{S} \cdot \Omega_{\pm}(\mathbf{k}), \quad (4)$$

where the Chern number C_{\pm} is defined and hence $C_{\pm} = \mp 1$, implying that the system is a topological insulator on this closed surface.

In a continuous space without lattices, a single Weyl point can appear in band structures. This may occur in cold atom systems, where optical lattices are naturally absent. In fact, Anderson and coworkers proposed an experimental scheme in ultracold atomic gases to realize a single Weyl point¹⁵³. Since the C^2 space corresponds to the hyperfine level space, the Weyl point also corresponds to the 3D Weyl spin-orbit coupling. In contrast, in the presence of lattices, which is generally the case in solid materials, Weyl points have to appear in pairs so that their total Chern number vanishes. Otherwise, let us choose a closed surface wrapping all Weyl points (the Chern number on this surface is nonzero) and continuously enlarge the surface so that it shrinks to a small sphere as the surface travels across Brillouin boundaries. On the infinitesimally small sphere, the Berry curvature does not diverge as the system on the sphere is always gapped and the gap does not vanish when the sphere becomes smaller. In this case, the integral of Berry curvatures on the sphere vanishes. However, this cannot happen, since the system on the surface is always gapped due to the absence of other gapless points and the Chern number on this surface should remain unchanged.

Alternatively, we may regard a Weyl point as the phase transition point between a Chern insulator and a topologically trivial insulator in momentum space in terms of a parameter, say k_z . In the parameter region for k_z where the insulator is topological, there are chiral edge states in the presence of edges along other directions perpendicular to the z axis. Because these edge states appear only in topological insulator region for k_z , but does not in the topologically trivial insulator region, we obtain the Fermi surface consisting of chiral edge modes, which connects a pair of Weyl points with opposite charges, if the Fermi surface is located at the Weyl point; these surface states

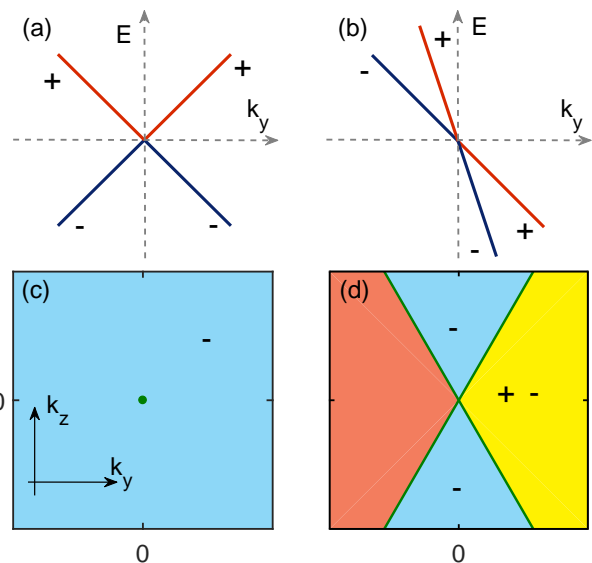


FIG. 2. (Color online) Energy bands with respect to k_y ($k_x = k_z = 0$) for a traditional (type-I) Weyl point (a) and a structured (type-II) Weyl point (b). Profiles of band occupation in the $k_x = 0$ plane for a traditional (type-I) Weyl point (c) with a point Fermi surface (denoted by a green circle) and a structured (type-II) Weyl point (d) with an open Fermi surface (denoted by two green lines). In (a-b), \pm label the eigenvalues of $\sum_i k_i \sigma_i / k$, i.e., the helicity. In (c-d), \pm represent the occupied band with the corresponding helicities. In the red region, no bands are occupied. Adapted from Ref. [26].

form the Fermi arc, which is not closed on a surface. In superfluids or superconductors, the surface states correspond to the chiral Majorana modes¹⁷⁷.

In general, the existence of Weyl points does not require any symmetry. But materials usually have some symmetries which may have some constraints on Weyl semimetals. For instance, if a system possesses both time-reversal \mathcal{T} (i.e., $\mathcal{T}H(\mathbf{k})\mathcal{T}^{-1} = H(-\mathbf{k})$) and inversion symmetry \mathcal{P} (i.e., $\mathcal{P}H(\mathbf{k})\mathcal{P}^{-1} = H(-\mathbf{k})$) or the PT symmetry $\Theta_{PT} = \mathcal{P}\mathcal{T}$ (i.e., $\Theta_{PT}H(\mathbf{k})\Theta_{PT}^{-1} = H(\mathbf{k})$), the band is guaranteed to be doubly degenerate when $\Theta_{PT}^2 = -1$. This arises from the fact that if $|u(\mathbf{k})\rangle$ is an eigenstate with energy being $E_{\mathbf{k}}$, $\Theta_{PT}|u(\mathbf{k})\rangle$ is the other distinct eigenstate with the same energy, since if they correspond to the identical state, i.e., $\Theta_{PT}|u(\mathbf{k})\rangle = e^{i\lambda}|u(\mathbf{k})\rangle$, then $(\Theta_{PT})^2|u(\mathbf{k})\rangle = |u(\mathbf{k})\rangle = (-1)|u(\mathbf{k})\rangle$, which is impossible. In this case, a touching point, if exists, has to be a fourfold degenerate point, which, as will be shown later, is a Dirac point with a vanishing Chern number rather than a Weyl point with a nonzero Chern number. On the other hand, a band is generally not degenerate if $\Theta_{PT}^2 = 1$. Yet, in this case, we have $\Omega_n(\mathbf{k}) = 0$ if both time-reversal and inversion symmetries are preserved. Overall, to achieve a Weyl point in band structures, one has to break either time-reversal or inversion symmetry or both. With only time-reversal symmetry,

we have $\Omega_n(-\mathbf{k}) = -\Omega_n(\mathbf{k})$ and hence if there is a Weyl point at $\mathbf{k} = \mathbf{k}_W$ with the Chern number being C on a closed surface enclosing it, there must exist another Weyl point at $\mathbf{k} = -\mathbf{k}_W$ with the same Chern number C ¹⁷⁸. This indicates that there must be at least two pairs of Weyl points in a time-reversal Weyl semimetal. With only inversion symmetry, we have $\Omega_n(-\mathbf{k}) = \Omega_n(\mathbf{k})$ and then if there exist a Weyl point at $\mathbf{k} = \mathbf{k}_W$, there must exist another one at $\mathbf{k} = -\mathbf{k}_W$ with the opposite Chern number^{8,10}. In this case, we can have a pair of Weyl points in the system. When a system has neither time-reversal and inversion symmetry nor PT symmetry, a pair of Weyl points can also appear. Many cold atom systems belong to this category, such as in the spin-orbit coupled superfluids^{17,20,26}.

In particle physics, $\epsilon_0(\mathbf{k})$ cannot appear due to the Lorentz symmetry. However, in condensed matter systems including ultracold atomic gases, the symmetry is not necessarily respected as the energy of a particle is much smaller than their static masses. As a consequence, this term can emerge. If this term is momentum dependent, e.g.,

$$H_{SWP} = -\alpha k_y \sigma_0 + \mathbf{k} \cdot \boldsymbol{\sigma}, \quad (5)$$

with the eigenenergy being $E = -\alpha k_y \pm k$. Clearly, the Weyl cone is tilted when $0 < |\alpha| < 1$. This tilt has also been studied in the graphene¹⁷⁹. More interestingly, when $|\alpha| > 1$, the Fermi surface becomes open (as shown in Fig. 2(b)) and the density of states is finite instead of zero for the traditional Weyl point^{26,47}. This new phenomenon was initially discovered in the quasiparticle spectrum of the gapless topological Fulde-Ferrell superfluids in spin-orbit coupled gases with attractive interactions²⁰. Later, the effective Hamiltonian was proposed to describe it, and the new Weyl point was coined structured Weyl points²⁶. In superfluids, since a structured Weyl point is located at zero energy, the other has to be at the same energy due to the intrinsic particle-hole symmetry. These new fermions were also predicted in band structures of solid-state materials, which are normally located at distinct energies, and were named type-II Weyl points⁴⁷. Despite the presence of the tilt term, the topology of systems with structured (type-II) Weyl points is still fully determined by the latter terms, leading to the same Fermi arc connecting two Weyl points.

Above we mainly focus on the Weyl point with the Chern number $C = \pm 1$. In fact, it can be readily generalized to a degenerate point with higher Chern numbers¹², which is described by the following Hamiltonian

$$H_{MW} = \begin{pmatrix} k_z & k_{\perp}^n e^{-in\phi} \\ c.c. & -k_z \end{pmatrix} \quad (6)$$

with n being a positive integer, $k_{\perp} = \sqrt{k_x^2 + k_y^2}$, $k_x = k_{\perp} \cos(\phi)$ and $k_y = k_{\perp} \sin(\phi)$. The eigenenergy is $E_{\pm} = \pm \sqrt{k_z^2 + k_{\perp}^{2n}}$. The Berry curvatures corresponding to the two bands are $\Omega_{\pm}(\mathbf{k}) = \mp \frac{nk_{\perp}^{2n-1}}{2E_{\pm}^3} (\mathbf{e}_{\perp} + \frac{nk_z}{k_{\perp}} \mathbf{e}_z)$ and their

integral over a closed surface wrapping the degenerate point gives the Chern number $\mp n$. Additionally, the dispersion is no longer linear along k_x and k_y directions when $n > 1$. For instance, when $n = 2$, the dispersions along these directions are quadratic. These degenerate points are called multiple Weyl points and, specifically, double Weyl points when $n = 2$ ¹². Multiple Weyl points with topological charges being 2 and 3 have recently been experimentally observed in photonic crystals⁴⁵. For double Weyl points, tight-binding Hamiltonians in a 3D cubic optical lattice was constructed^{32,33} and an experimental scheme based on the laser-assisted tunneling with cold atoms was put forward³³.

B. Dirac points

A Dirac point in 3D refers to a fourfold degeneracy with the zero Chern number, i.e., a Dirac point consists of two Weyl points with the opposite topological charges located at the same momentum. It is described by the Hamiltonian

$$H_D = v\tau_z \mathbf{k} \cdot \boldsymbol{\sigma}, \quad (7)$$

where τ_z is also a Pauli matrix. $\boldsymbol{\tau}$ and $\boldsymbol{\sigma}$ may refer to the orbital and spin degrees of freedom. Since the Dirac point corresponds to a massless Dirac fermion dictated by the Dirac equation, it is fundamentally important.

In comparison with the Weyl point that is stable against any small perturbations, a Dirac point is unstable against perturbations. The reason is that a Dirac point is depicted by a 4×4 Hamiltonian, which to be totally determined requires 16 matrices. Since only three matrices are used here, other matrices, e.g., τ_x , may open a gap if exist. Therefore, in solid materials, symmetries are required to exclude these additional terms that can open a gap. For a system with both time-reversal and inversion symmetry so that $\Theta_{PT}^2 = -1$, both valence and conduction bands are doubly degenerate and $\Omega_{n_1}(\mathbf{k}) = -\Omega_{n_2}(\mathbf{k})$ corresponding to two degenerate bands labeled by n_1 and n_2 . When these bands have a degeneracy with linear dispersions along all three directions, it must be a Dirac point with vanishing Chern numbers. However, even with these symmetries, the Dirac points are still not guaranteed to exist. They can either appear accidentally, for example, as a critical point through the normal insulator to Z_2 topological insulator, or appear due to space symmetries, such as additional uniaxial rotational symmetry¹⁸⁰.

In cold atom systems, the philosophy is different. Here, a Hamiltonian is simulated by exquisitely controlling laser beams. From this perspective, to implement a Dirac point, one needs to conceive a concrete continuous Hamiltonian and analyze the symmetry of the Hamiltonian to see whether a Dirac point can appear or not, instead of writing down a Hamiltonian through analyzing a system's symmetry. Xu and Hu recently proposed a Hamil-

tonian³⁸

$$H_C = \frac{\mathbf{p}^2}{2m} - \sum_{\nu=x,y,z} V_\nu \cos^2(r_\nu \pi/a) + m_z \sigma_z + V_{\text{SO}}, \quad (8)$$

with the mass of atoms m , the momentum operator \mathbf{p} , $V_{\text{SO}} = M_y \sigma_x - M_x \sigma_y$ depicting the nondiagonal optical lattices with $M_x = \Omega_{\text{SO}} \sin(r_x \pi/a) \cos(r_y \pi/a) \cos(r_z \pi/a)$ and $M_y = \Omega_{\text{SO}} \sin(r_y \pi/a) \cos(r_x \pi/a) \cos(r_z \pi/a)$. An experimental realization setup in cold atoms is also proposed. When $m_z = 0$, this Hamiltonian respects both time-reversal and inversion symmetry, the energy band is doubly degenerate. Interestingly, the band structure exhibits two Dirac points at $(k_x, k_y, k_z) = (0, \pi, \pm\pi/2)$. With nonzero m_z , the time-reversal symmetry is broken and each Dirac point will split into two Weyl points.

A Dirac point can also become type-II. Its type-II counterpart has two forms: both points (as a Dirac point can be viewed as consisting of two Weyl points) are type-II, and one is type-I and the other type-II. The former happens when we add a term $-\alpha k_y \sigma_0$ with $|\alpha| > 1$ into the Hamiltonian. The latter hybridized structure appears when we include a term

$$\begin{pmatrix} -\alpha k_y \sigma_0 & 0 \\ 0 & 0 \end{pmatrix} \text{ or } \begin{pmatrix} 0 & 0 \\ 0 & -\alpha k_y \sigma_0 \end{pmatrix} \quad (9)$$

with $|\alpha| > 1$. Type II Dirac points have been theoretically predicted and experimentally observed in solid materials^{181–186}.

C. Nodal rings

Before we elaborate on the Nodal ring in 3D, let us first discuss the Dirac point in 2D. It is important to note that for the Dirac equation in 2D, since the γ matrices are 2×2 , there are no Weyl fermions. Similar to Weyl points in 3D, a Dirac point in 2D also exhibits the linear dispersion along all two directions and can be described by

$$H_{2D} = \epsilon_0(\mathbf{k}) + k_x \sigma_x + k_y \sigma_y. \quad (10)$$

A celebrated system hosting Dirac points is the graphene with a honeycomb lattice structure^{3,4}. In contrast to the Weyl point which is stable against perturbations, the 2D Dirac point is unstable. For example, the presence of a small $m\sigma_z$ term can open a gap. Therefore, similar to the 3D Dirac point, a symmetry is required to protect it. One may consider two types of symmetries protecting a 2D Dirac point: chiral symmetry and PT symmetry. For the former, one can define the Z topological invariant: the winding number to characterize the degenerate point. For instance, for the Hamiltonian (10) with the chiral symmetry, i.e., $\sigma_z H(\mathbf{k}) \sigma_z = -H(\mathbf{k})$, both σ_z and ϵ_0 term are not allowed in the Hamiltonian (10) so that the gap cannot be opened. There, the winding number

W can be defined as the number of times that (k_x, k_y) wraps around the origin while it varies along a path enclosing the degenerate point in momentum space. Note that the corresponding Berry phase (or Zak phase along the path) is $\gamma(C) = W\pi$. However, the chiral symmetry is generally not an exact symmetry of band structures. In addition, breaking the chiral symmetry may not gap the point inevitably. For example, in the Hamiltonian (10), while $\epsilon_0(k)$ breaks the chiral symmetry, it cannot open a gap. With $\epsilon_0(k)$, while the winding number is not well defined, the Berry phase is still well defined and quantized. In fact, we can consider another symmetry, that is, the PT symmetry^{66,187} with $\Theta_{PT}^2 = 1$. Under this symmetry, we can define a Z_2 topological invariant (instead of Z)^{66,187} $\omega(C) = e^{i\gamma(C)} = \pm 1$ corresponding to a quantized Berry phase along a closed path in momentum space. Here, the PT symmetry ensures that $\omega(C) = \pm 1$. For the Hamiltonian (10), $\Theta_{PT} = \sigma_x \mathcal{K}$ such that $\Theta_{PT}^{-1} H(\mathbf{k}) \Theta_{PT} = H(\mathbf{k})$. It is easily seen that ϵ_0 is allowed while σ_z is forbidden, preventing the gap from being opened.

Let us extend the Dirac point in 2D to 3D such that the degenerate point develops into a line or a closed ring. Specifically, let us consider a simple toy model described by the Hamiltonian,

$$H_{WN} = \epsilon_0(\mathbf{k}) + k_x \sigma_x + (k^2 - m^2) \sigma_y, \quad (11)$$

where $k^2 = k_x^2 + k_y^2 + k_z^2$ and m denotes a nonzero mass term. The eigenenergy is $E_{\mathbf{k}} = \epsilon_0(\mathbf{k}) \pm \sqrt{k_x^2 + (k^2 - m^2)^2}$, leading to a degenerate ring appearing at $k_x = 0$ and $k_y^2 + k_z^2 = m^2$. Although the degenerate ring cannot be described by the Dirac equation or Weyl equation in 3D, we may follow the convention to call it Weyl nodal ring given that it is doubly degenerate. To see the connection of the Weyl nodal ring to the Dirac point in 2D, let us fix $|k_z| < |m|$ and obtain two gapless points located at $k_{Dx} = 0$ and $k_{Dy} = \pm m_0$ with $m_0 = \sqrt{m^2 - k_z^2}$. In the vicinity of these points, the Hamiltonian is given by $H = \epsilon_0(\mathbf{k}) + k_x \sigma_x \pm 2m_0 \delta k_y \sigma_y$ to the first order, where δk_y is measured with respect to $k_y = \pm m_0$; evidently, this Hamiltonian depicts the 2D Dirac points.

Analogous to the 2D Dirac point, the Weyl nodal ring is unstable and a small perturbation of σ_z can open a gap for the degeneracy. Hence symmetry is required to protect them, ensuring the absence of σ_z in the Hamiltonian (11). Likewise, let us consider two symmetries: chiral symmetry and PT symmetry. The chiral symmetry excludes ϵ_0 and σ_z terms and the winding number can be defined over a closed trajectory enclosing the ring. As we have noted, the chiral symmetry is generally not an exact symmetry because ϵ_0 is generally nonzero. In this case, we may consider the PT symmetry, which ensures that σ_z cannot exist while ϵ_0 can. In this case, a Z_2 topological invariant $\omega(C) = e^{i\gamma(C)} = \pm 1$ can be defined over a closed path enclosing the ring to characterize it⁶⁶.

To see whether surface states appear on the boundaries in the Weyl nodal system, let us consider a semi-infinite

system located at $x > 0$ and the open boundary is imposed at $x = 0$. The system can be described by the effective Hamiltonian in the real space along the x direction

$$H = -i\partial_x\sigma_x + (-\partial_x^2 + M)\sigma_y. \quad (12)$$

Solving the time independent Schrödinger equation gives us a zero energy solution $\psi = \phi(x)|\uparrow\rangle$ with $\phi(x) \sim e^{-\lambda_+x} - e^{-\lambda_-x}$ with $\lambda_{\pm} = \frac{1}{2}(1 \pm \sqrt{1 + 4M})$ and $M < 0$; the solution is locally localized around $x = 0$ and thus corresponds to the surface state¹⁸⁸. For the Hamiltonian (11), $M = k_y^2 + k_z^2 - m_0^2$ and, hence, there appear zero energy surface states, when $k_y^2 + k_z^2 < m_0^2$. Since these surface states have zero energy, they provide another platform to study strongly correlated physics, such as high-temperature superconductivity¹⁸⁹. In the presence of $\epsilon_0(k_y, k_z)$, the energy dispersions of these surface states become $\epsilon_0(k_y, k_z)$, showing that the flat band obtains dispersion and becomes drumhead structure. In superfluids or superconductors, the surface states are Majorana zero modes.

The degenerate ring may be fourfold degenerate, which is described by the Hamiltonian

$$H_{DN} = k_x\sigma_x + (k^2 - m^2)\tau_z\sigma_y. \quad (13)$$

This Hamiltonian possesses both τ_z (i.e., $\tau_z H \tau_z = H$) and chiral symmetries (i.e., $\sigma_z H \sigma_z = -H$). Hence the ring can be characterized by a pair of winding numbers (W_+, W_-) defined in the subspaces corresponding to $\tau_z = \pm 1$ over a closed path enclosing the gapless points on the ring. For the Hamiltonian (13), the pair of winding numbers is $(1, -1)$. Similar to a 3D Dirac point with a pair of Chern numbers being $\pm(1, -1)$, the nodal ring is called Dirac nodal ring.

In solid-state materials, the energy spectrum is generally very complicated and a nodal ring is generally not located at the same energy. In cold atom systems, Xu and Zhang proposed a Hamiltonian with its experimental realization scheme¹⁵⁵, illustrating the presence of Weyl and Dirac nodal rings that almost lie at the same energy. This Hamiltonian in the real space is

$$H_{CN} = \frac{\mathbf{p}^2}{2m} - \sum_{\nu=x,y,z} V_{\nu} \cos^2(r_{\nu}\pi/a_{\nu}) + h_z\sigma_z - V_{SO}\sigma_y, \quad (14)$$

with $V_{SO} = \Omega_{SO} \sin(r_x\pi/a_x) \cos(r_y\pi/a_y) \cos(r_z\pi/a_z)$ and V_{ν} and Ω_{SO} characterizing the strength of optical lattices. The Hamiltonian in momentum space of its tight-binding counterpart is given as

$$H_{CN}(\mathbf{k}) = -h_t\tau_x + h_z\sigma_z + d_x\tau_y\sigma_y, \quad (15)$$

where $h_t = 2\sum_{\nu} t_{\nu} \cos(k_{\nu}a)$ and $d_x = 2t_{SO} \sin(k_x a_x)$ with t_{ν} and t_{SO} denoting the tunneling strength. It is easily seen that there is a Dirac nodal ring when $h_z = 0$, which splits into two Weyl nodal rings when $h_z \neq 0$.

In the presence of $\epsilon_0(\mathbf{k})$ that is momentum dependent, for instance, $\epsilon_0(\mathbf{k}) = -\alpha k_x \sigma_0$, the Hamiltonian (11) leads to a structured nodal ring²⁶ (also called type-II nodal ring) when $|\alpha| > 1$. Such a ring can occur in both quasi-particle spectra of superfluids²⁶ and band structures of solid materials^{190,191}; it has recently been experimentally realized¹⁹².

D. Weyl exceptional rings

When particle gain and loss, which are generally present in natural systems, are introduced, a system can be described by a non-Hermitian Hamiltonian^{193–196}. Such a Hamiltonian generically exhibits complex eigenvalues unless the \mathcal{PT} symmetry¹⁹⁷ holds, and the imaginary part of such complex eigenvalues is associated with either decay or growth. In non-Hermitian systems, there exist a special “degenerate” point, called exceptional point, where two eigenstates coalesce and the Hamiltonian becomes defective.

Xu and coworkers introduced a non-Hermitian term in the Weyl Hamiltonian, which is described by the toy model

$$H_{\text{WER}} = i\gamma\sigma_z + \mathbf{k} \cdot \sigma, \quad (16)$$

with $i\gamma\sigma_z$ denoting the non-Hermitian term⁹³. Here, only the simplest $i\gamma\sigma_z$ is included. One may also incorporate other terms such as $i\gamma_x\sigma_x$ and $i\gamma_y\sigma_y$, but the Hamiltonian can always be transformed into the form of the Hamiltonian (16).

The eigenvalues of the Hamiltonian are $E_{\theta}(\mathbf{k}) = \sqrt{k^2 - \gamma^2 + 2ik_z\gamma} = \sqrt{A(\mathbf{k})}e^{i\theta/2}$, where $A(\mathbf{k}) = \sqrt{(k^2 - \gamma^2)^2 + 4k_z^2\gamma^2}$ with $k^2 = k_x^2 + k_y^2 + k_z^2$, and θ is defined by $\cos\theta = (k^2 - \gamma^2)/A(\mathbf{k})$ and $\sin\theta = 2k_z\gamma/A(\mathbf{k})$. Since $e^{i\theta/2}$ obtains a minus sign upon $\theta \rightarrow \theta + 2\pi$, θ can be used to denote two energy bands. Without γ , there is a Weyl point at $\mathbf{k} = 0$ and θ can take only two nonequivalent discrete values: 0 and 2π , corresponding to the two bands. With γ , the single touching point develops into a ring in the $k_z = 0$ plane characterized by $k = |\gamma|$; on this ring consisting of exceptional points where two eigenstates coalesce into a single one, both real and imaginary parts of energy vanish [see Fig. 3]. In this case, θ can take continuous values from 0 to 4π and a state in one band ends up with another state in the other band if θ travels 2π across branch points that the exceptional ring plays the role of.

To characterize the topology of the Weyl exceptional ring, we need to find a closed surface in momentum space enclosing the ring; on the surface, a topological invariant can be defined by states $|u_n(\mathbf{k})\rangle$, where n and \mathbf{k} denote the band index and momentum. However, for the Weyl exceptional ring, the energy is multi-valued and we need to make sure that the energy is continuous on the closed surface. In complex analysis, we can use the Riemann surface, a two-dimensional manifold which wraps around

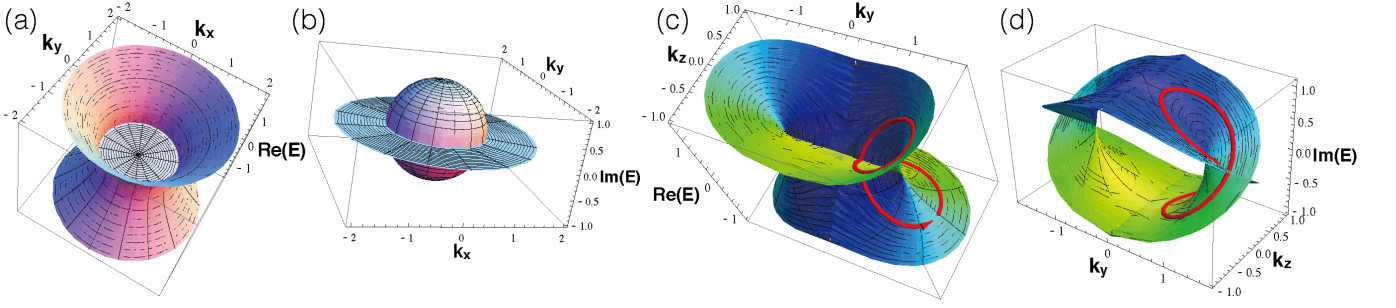


FIG. 3. (Color online) Real (a) and imaginary parts (b) of energy spectra in the (k_x, k_y) plane for $k_z = 0$. Real (c) and imaginary parts (d) of the Riemann surface with respect to k_y and k_z for $k_x = 0$. The color indicates the strength of $\theta \bmod 4\pi$. Reproduced from Ref. [93].

the complex plane infinite (noncompact) or finite (compact) number of times, to describe a multi-valued function [see Fig. 3(c) and (d) for the Riemann surface of E_θ for $k_x = 0$, on which the energy is single-valued and the surface connects the different bands]. We, therefore, define the states on the closed surface living on the Riemann surface, which connects different bands. For instance, consider a state at \mathbf{k}_0 with θ_0 , we can obtain any other states on the surface \mathcal{S} by starting from this state and travelling on momentum space surface \mathcal{S} while keeping $E_\theta(\mathbf{k})$ on the Riemann surface.

The topology of a Weyl exceptional ring can be characterized by both the Chern number and Berry phase. For the former, there are two approaches to define the Chern number. One is based on the integral of spin vector fields¹⁹⁸, that is,

$$N_3 = \frac{1}{4\pi} \oint_{\mathcal{S}} \mathbf{d}\theta \cdot \left(\frac{\partial \mathbf{d}\theta}{\partial u_1} \times \frac{\partial \mathbf{d}\theta}{\partial u_2} \right) du_1 du_2. \quad (17)$$

N_3 describes the number of times that the spin field $\mathbf{d}\theta = -\sum_{\nu=x,y,z} \langle \sigma_\nu \rangle \mathbf{e}_\nu$ wraps around a closed surface \mathcal{S} parametrized by (u_1, u_2) in momentum space as defined above. Here, $\langle \sigma_\nu \rangle \equiv \langle u_\theta(\mathbf{k}) | \sigma_\nu | u_\theta(\mathbf{k}) \rangle$ with $|u_\theta(\mathbf{k})\rangle$ being the normalized right eigenstate of $H(\mathbf{k})$ [i.e., $H(\mathbf{k})|u_\theta(\mathbf{k})\rangle = E_\theta(\mathbf{k})|u_\theta(\mathbf{k})\rangle$ and $\langle u_\theta(\mathbf{k}) | u_\theta(\mathbf{k}) \rangle = 1$], and \mathbf{e}_ν is the unit vector along the ν direction.

Another approach to define the first Chern number is based on the Berry curvature that is,

$$C_2^{RR} = \frac{1}{2\pi} \oint_{\mathcal{S}} \boldsymbol{\Omega}_\theta^{RR}(\mathbf{k}) \cdot d\mathcal{S}, \quad (18)$$

$$C_2^{LR} = \frac{1}{2\pi} \oint_{\mathcal{S}} \boldsymbol{\Omega}_\theta^{LR}(\mathbf{k}) \cdot d\mathcal{S}. \quad (19)$$

Here we consider two types of the Berry curvature defined by the right eigenstate and the left and right ones. For the former, $\boldsymbol{\Omega}_\theta^{RR}(\mathbf{k}) = i \langle \nabla_{\mathbf{k}} u_\theta(\mathbf{k}) | \times | \nabla_{\mathbf{k}} u_\theta(\mathbf{k}) \rangle$. For the latter, $\boldsymbol{\Omega}_\theta^{LR}(\mathbf{k}) = i \langle \nabla_{\mathbf{k}} \tilde{u}_\theta(\mathbf{k}) | \times | \nabla_{\mathbf{k}} u_\theta(\mathbf{k}) \rangle = -\frac{\tilde{\mathbf{k}}}{2E_\theta^3(\mathbf{k})}$ with $\tilde{\mathbf{k}} = k_x \mathbf{e}_x + k_y \mathbf{e}_y + (k_z + i\gamma) \mathbf{e}_z$ where $\langle \tilde{u}_\theta(\mathbf{k}) |$ is the normalized left eigenstate of H [i.e., $\langle \tilde{u}_\theta(\mathbf{k}) | H(\mathbf{k}) = \langle \tilde{u}_\theta(\mathbf{k}) | E_\theta(\mathbf{k})$ and $\langle \tilde{u}_\theta(\mathbf{k}) | u_\theta(\mathbf{k}) \rangle = 1$]. While the local Berry curvatures are distinct for these two definitions,

the Chern number obtained by their integral is equal, that is, $N_3 = C_2^{RR} = C_2^{LR} = \pm 1$ when the surface \mathcal{S} wraps the Weyl exceptional ring and $C_2^{RR} = C_2^{LR} = 0$ otherwise.

To understand the physical meaning underlying the Berry curvature, let us consider a wave packet described by the center coordinate \mathbf{r}_c and \mathbf{k}_c in the real space and momentum space, respectively. The dynamics of the wave packet under an external gradient force \mathbf{F} is governed by the following the semiclassical equation (see the supplemental material in Ref. [93] for derivation),

$$\dot{\mathbf{r}}_c = \partial_{\mathbf{k}_c} \bar{E}(\mathbf{k}_c) - \dot{\mathbf{k}}_c \times \boldsymbol{\Omega}_\theta(\mathbf{k}_c), \quad (20)$$

$$\hbar \dot{\mathbf{k}}_c = \mathbf{F}, \quad (21)$$

where $\bar{E}(\mathbf{k}_c) = \text{Re}[E_\theta(\mathbf{k}_c)] + \bar{\mathbf{A}}_\theta(\mathbf{k}_c) \cdot \dot{\mathbf{k}}_c$, $\bar{\mathbf{A}}_\theta(\mathbf{k}_c) \equiv \text{Re}[\mathbf{A}_\theta(\mathbf{k}_c) - \tilde{\mathbf{A}}_\theta(\mathbf{k}_c)]$ with the Berry connection defined as $\mathbf{A}_\theta(\mathbf{k}) = i \langle u_\theta(\mathbf{k}) | \partial_{\mathbf{k}} u_\theta(\mathbf{k}) \rangle$ and $\tilde{\mathbf{A}}_\theta(\mathbf{k}) = i \langle \tilde{u}_\theta(\mathbf{k}) | \partial_{\mathbf{k}} u_\theta(\mathbf{k}) \rangle$. Here we suppose that the dynamics of a system is determined by the right state. It is easily seen that the Berry curvature contributes a transverse anomalous velocity, which plays the same role as in the conventional semiclassical equation in a closed system¹⁹⁹. Different from the closed system, the gradient field modifies the energy spectrum due to the difference between left and right eigenstates in a non-Hermitian system. Inside the Weyl exceptional ring in the $k_z = 0$ plane, the real part of dispersion vanishes, leading to a zero group velocity of a wave packet if \mathbf{F} is absent.

Besides the Chern number on a closed surface, we can characterize the Weyl exceptional ring by the Berry phase, defined by

$$C_1 = \oint_{2\mathcal{L}} i \langle \tilde{u}_\theta(\mathbf{k}) | \partial_{\mathbf{k}} u_\theta(\mathbf{k}) \rangle \cdot d\mathbf{k}. \quad (22)$$

Compared to the Berry phase defined in the nodal ring system, where a state can return by travelling across the ring once^{29,64,156}, in the Weyl exceptional ring, one needs the trajectory $2\mathcal{L}$ to travel across the ring twice along the Riemann surface so that the state ends up with the original state after the entire path [see Fig. 3(c) and (d)]. This definition gives the quantized Berry phase $C_1 =$

$\pm\pi$, which is in agreement with the result for a single exceptional point¹⁹³.

The Weyl exceptional ring possesses both a nonzero quantized Chern number and a nonzero quantized Berry phase. This is in stark contrast to the Weyl nodal line, which exhibits a quantized Berry phase but a zero Chern number. When the non-Hermitian term is included in the multiple Weyl point Hamiltonian (6), a more complex structure was found¹⁰². To realize a Weyl exceptional ring, there are proposals with cold atoms⁹³ and with photonic systems¹⁰². It was also shown that such an exceptional ring may exist in a disordered type-II Weyl semimetal⁹⁷. Recently, a Weyl exceptional ring has been engineered and observed in an optical waveguide array⁸⁵.

III. GAPLESS POINTS AND RINGS IN SUPERFLUIDS

In 1987, Volovik predicted that Weyl points can exist in quasiparticle spectra of He³ A superfluid phase. Compared with the strongly correlated system, cold atom systems provide a flexible and controllable platform with simple and weak interactions. In this section, we review the Weyl points, structured Weyl points, nodal rings, and structured nodal rings in quasiparticle spectra of spin-orbit coupled superfluids and dipolar superfluids in cold atoms.

A. Weyl points and structured Weyl points

1. Spin-orbit coupled superfluids

In cold atoms, both 1D and 2D spin-orbit coupling has been experimentally realized using Raman laser beams (see review for details¹⁴⁶⁻¹⁴⁸). Let us first consider the Fermi gases with 2D Rashba-type spin-orbit coupling and an attractive *s*-wave contact interaction, where the Weyl points were found¹⁷. The system is described by the following many-body Hamiltonian

$$H_S = \int d\mathbf{r} \hat{\Psi}^\dagger(\mathbf{r}) H_s(\hat{\mathbf{p}}) \hat{\Psi}(\mathbf{r}) - U \int d\mathbf{r} \hat{\Psi}_\uparrow^\dagger(\mathbf{r}) \hat{\Psi}_\downarrow^\dagger(\mathbf{r}) \hat{\Psi}_\downarrow(\mathbf{r}) \hat{\Psi}_\uparrow(\mathbf{r}). \quad (23)$$

Here $H_s(\hat{\mathbf{p}}) = \varepsilon_{\hat{\mathbf{p}}} - \mu + \alpha(\boldsymbol{\sigma} \times \hat{\mathbf{p}}) \cdot \hat{z}/\hbar$ is the single particle Hamiltonian with $\varepsilon_{\hat{\mathbf{p}}} = \frac{\hat{\mathbf{p}}^2}{2m}$, m being the atom mass, μ being the chemical potential and α characterizing the spin-orbit coupling strength; U describes the strength of attractive interactions; $\hat{\Psi}(\mathbf{r}) = [\hat{\Psi}_\uparrow(\mathbf{r}), \hat{\Psi}_\downarrow(\mathbf{r})]^T$ with $\hat{\Psi}_\nu^\dagger(\mathbf{r})$ [$\hat{\Psi}_\nu(\mathbf{r})$] being the fermionic atom creation (annihilation) operator. Using the mean field approximation, we obtain the 4×4 Bogoliubov-de Gennes (BdG) Hamiltonian

$$H_{BdG1} = H_s(\hat{\mathbf{p}} \rightarrow \mathbf{k})\tau_z + \Delta_0\tau_x + h_z\sigma_z, \quad (24)$$

where σ_ν and τ_ν ($\nu = x, y, z$) are the Pauli matrices, acting on the spin and Nambu spaces, respectively, $\Delta_0 = -U\langle\hat{\Psi}_\downarrow(\mathbf{r})\hat{\Psi}_\uparrow(\mathbf{r})\rangle$ is the order parameter arising from the pairing instability because of attractive interactions, and h_z denotes the strength of the out-of-plane Zeeman field. The system possesses an intrinsic particle-hole symmetry, i.e., $\Xi^{-1}H_{BdG1}(\mathbf{k})\Xi = -H_{BdG1}(-\mathbf{k})$ with $\Xi = \sigma_y\tau_yK$ and K being the complex conjugation ($\Xi^2 = 1$), implying that if there exist an eigenstate $|u_n(\mathbf{k})\rangle$ with energy being $E_n(\mathbf{k})$, there exist another eigenstate $\Xi|u_n(\mathbf{k})\rangle$ whose energy is $-E_n(\mathbf{k})$.

The quasiparticle spectrum is given by

$$E_\pm^\lambda(\mathbf{k}) = \lambda\sqrt{\Lambda_{\mathbf{k}}^2 + \alpha^2k_\perp^2 + h_z^2 \pm 2\sqrt{h_z^2\Lambda_{\mathbf{k}}^2 + \alpha^2k_\perp^2}\xi_{\mathbf{k}}}, \quad (25)$$

with $\Lambda_{\mathbf{k}}^2 = \xi_{\mathbf{k}}^2 + |\Delta_0|^2$, $\xi_{\mathbf{k}} = \varepsilon_{\mathbf{k}} - \mu$, $k_\perp = \sqrt{k_x^2 + k_y^2}$, and $\lambda = \pm$ indicating the particle (+) and hole branches (-) respectively. Clearly, without the spin-orbit coupling and the Zeeman field ($\alpha = h_z = 0$), $E_{\mathbf{k},\pm}^\lambda = \lambda|\Lambda_{\mathbf{k}}|$, which is the quasiparticle spectrum of a typical BCS superfluid. To see whether a gap closing point appears, let us compute the product of the two branches of energies, which gives

$$(E_+^+(\mathbf{k})E_-^+(\mathbf{k}))^2 = (h_z^2 + \alpha^2k_\perp^2 - \Lambda_{\mathbf{k}}^2)^2 + 4\alpha^2k_\perp^2|\Delta_0|^2. \quad (26)$$

Evidently, when $k_x = k_y = 0$ and $\xi_{\mathbf{k}}^2 + |\Delta_0|^2 = h_z^2$, the gap closes. This occurs when $h_z \geq |\Delta_0|$ for $\mu > 0$. If $|\Delta_0| < h_z < \sqrt{\mu^2 + |\Delta_0|^2}$, there are four gapless points at $k_z = k_c = \pm\sqrt{\frac{2m}{\hbar^2}(\mu + \sqrt{h_z^2 - |\Delta_0|^2})}$ and $k_z = k_c = \pm\sqrt{\frac{2m}{\hbar^2}(\mu - \sqrt{h_z^2 - |\Delta_0|^2})}$; if $h_z > \sqrt{\mu^2 + |\Delta_0|^2}$, there are two points at $k_z = k_c = \pm\sqrt{\frac{2m}{\hbar^2}(\mu + \sqrt{h_z^2 - |\Delta_0|^2})}$ ^{17,21}.

Near the zero energy point $\mathbf{k} = \mathbf{k}_W$ with $\mathbf{k}_W = (0, 0, k_c)$, the energy can be expanded with respect to δk_x , δk_y and δk_z to the first order,

$$E_\pm^\pm = \pm(v_x|\delta k_x| + v_y|\delta k_y| + v_z|\delta k_z|) + O(\delta\mathbf{k}^2), \quad (27)$$

where δk_x , δk_y and δk_z are measured with respect to $\mathbf{k} = \mathbf{k}_W$, and $v_x = v_y = \frac{\alpha\Delta_0}{h_z}$ and $v_z = \frac{\hbar^2|\xi_{\mathbf{k}_W}k_c|}{m\sqrt{\Delta_0^2 + \xi_{\mathbf{k}_W}^2}}$. The spectrum is linear along all three directions, indicating that these gapless points are Weyl points. The anisotropy of the parameters $v_x = v_y$ and v_z appears because the spin-orbit coupling only exist in the (x, y) plane. We note that the linear part of the dispersion along the z direction vanishes at the transition point where $k_c = 0$ or $\xi_{\mathbf{k}_W} = 0$, suggesting the absence of Dirac points that feature the linear dispersion.

In the presence of an in-plane Zeeman field $h_x\sigma_x$, the Cooper pairs pick up a finite center-of-mass momentum^{200,201} since the Zeeman field makes the Fermi surface asymmetric along the y direction²⁰², i.e., the order parameter takes the form of $\Delta(\mathbf{r}) = \Delta_0 e^{iQ_y y}$ with $\hbar Q_y$ de-

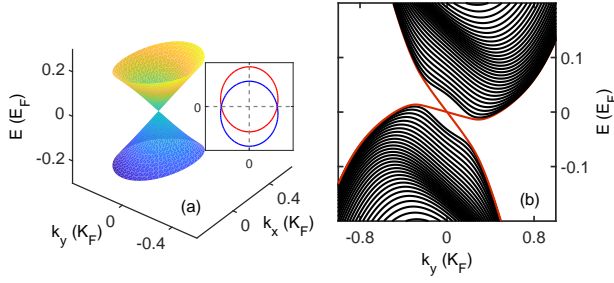


FIG. 4. (Color online) (a) Quasiparticle energy spectra near a Weyl point for a fixed k_z . The inset plots the energy contours for $E = 0.1E_F$ (red line) and $E = -0.1E_F$ (blue line). (b) Quasiparticle energy spectra in the gapless topological Fulde-Ferrell phase with respect to k_y for a fixed k_z under an open boundary in the x direction. Black and red lines correspond to the bulk and surface states, respectively. Here, E_F and K_F refer to the Fermi energy and Fermi vector, respectively. Reproduced from Ref. [20].

noting the finite momentum of a Cooper pair (such superfluids with a finite center-of-mass momentum of Cooper pairs is called Fulde-Ferrell superfluids^{203,204}). In this case, the BdG Hamiltonian becomes

$$H_{BdG2} = [\varepsilon_{\mathbf{k}} - \bar{\mu} + \alpha(\boldsymbol{\sigma} \times \mathbf{k}) \cdot \hat{z}] \tau_z + \Delta_0 \tau_x + \bar{h}_x \sigma_x + h_z \sigma_z + \hbar^2 k_y Q_y / 2m, \quad (28)$$

with $\bar{\mu} = \mu - Q_y^2 \hbar^2 / 8m$ and $\bar{h}_x = h_x + \alpha Q_y / 2$.

Let us analyze the symmetry of the system. It possesses a combined symmetry $\Pi_y = \Xi \Theta \mathcal{M}_y = i\sigma_y \tau_y$, i.e., $\Pi_y^{-1} H_{BdG2} \Pi_y = -H_{BdG2}(-k_y)$, where $\Theta = \sigma_y K$ denotes the time-reversal operator, and $\mathcal{M}_\nu = -i\sigma_\nu$, $\nu = x, y$ denote the mirror symmetries, both of which are broken in the presence of Zeeman fields. At $k_y = 0$, $\Pi_y^{-1} H_{BdG2} \Pi_y = -H_{BdG2}$, indicating that the gapless points in this plane, if exist, have to be doubly degenerate. Numerical calculation further shows that the degenerate gapless points occur on the line $k_x = k_y = 0$. As a result, Weyl points appear when

$$\bar{h}_x^2 + h_z^2 = (\hbar^2 k_z^2 / 2m - \bar{\mu})^2 + \Delta_0^2. \quad (29)$$

From this equation, we obtain the location \mathbf{k}_W of Weyl points. Similar to the system with pure h_z , when $h_z^2 > \bar{\mu}^2 + \Delta_0^2 - \bar{h}_x^2$, there are two gapless points and when $\Delta_0^2 - \bar{h}_x^2 < h_z^2 < \bar{\mu}^2 + \Delta_0^2 - \bar{h}_x^2$ and $\bar{\mu} > 0$, there are four zero excitations. The presence of h_x decreases both critical values for h_z and when $h_x = \pm \Delta_0 - \alpha Q_y / 2$, there are two gapless points at $h_z = 0$. This shows that the location and number of Weyl points can be controlled by tuning the Zeeman fields. The linear dispersion along the k_x and k_y is shown in Fig. 4 and it is anisotropic along all three dimensions due to the presence of h_x .

In the absence of h_x (thus $Q_y = 0$), the system has an extra symmetry $\mathcal{M} = \Theta \mathcal{M}_x$, $\mathcal{M}^{-1} H_{BdG2} \mathcal{M} = H_{BdG2}(-k_y, \pm k_z)$ in light of the intrinsic symmetry $H_{BdG2} = H_{BdG2}(-k_z)$. We have $(\Pi_y \mathcal{M})^{-1} H_{BdG2} \Pi_y \mathcal{M} = -H_{BdG2}(k_y, \pm k_z)$ (similar to

the chiral symmetry), which guarantees the double degeneracy for the zero energy states if exist. However, with h_x , the \mathcal{M} symmetry is broken, and the non-degenerate gapless points can appear when $k_y \neq 0$ (in the $k_y = 0$ plane, the Π_y symmetry can still ensure the double degeneracy). This makes it possible to realize the structured Weyl point, where there exist gapless points which are not degenerate. Indeed, when h_x is sufficiently large, a Weyl point develops into a structured Weyl point²⁶ characterized by

$$H_{SWP} = -\alpha k_y \sigma_0 + (k_y + \gamma k_y^3) \sigma_y + k_x \sigma_x + k_z \sigma_z. \quad (30)$$

Compared to the toy model in (5), there appears a higher order term γk_y^3 . Its appearance is due to the finite region in momentum space that the spin-orbit coupling takes effect in. This means that the quasiparticle spectrum for large k_\perp in the continuous system without lattices is almost identical to that without spin-orbit coupling with two hole bands being occupied, which is impossible without including the nonlinear term. With this term, the Fermi surface of the toy model is consistent with that of the quasiparticle spectrum of the Fulde-Ferrell superfluids [see Fig. 5]. Fig. 5 also illustrated a very rich phase diagram of the superfluids.

The structured Weyl point can still be characterized by the first Chern number defined over a closed surface with finite energy gap enclosing the structure. However, it is possible that such a gapped surface does not exist [see Fig. 5(d) for example]. In this case, we can define the Chern number over the hole band regardless of whether it is occupied or not. Actually, we can always define the Chern number following this method and see that the Fermi arc appears connecting two doubly degenerate point of structured Weyl points^{26,47} [see Fig. 6].

As discussed in the preceding section, a Weyl point can still be regarded as the topological phase transition point between topologically nontrivial and trivial insulators in momentum space. In the spin-orbit coupled superfluid, the Hamiltonian (28) can be regarded as stacking of 2D layers in terms of the parameter k_z . Each layer corresponds to a Chern insulator with the Chern number defined by

$$C(k_z) = \frac{1}{2\pi} \sum_n \int dk_x dk_y \Omega^n(k_x, k_y), \quad (31)$$

where n is the index for hole branches, and the Berry curvature in the z direction can be written as²⁰⁵

$$\Omega^n = i \sum_{n' \neq n} \left[\frac{\langle n | \partial_{k_x} H | n' \rangle \langle n' | \partial_{k_y} H | n \rangle - (k_x \leftrightarrow k_y)}{(E_{n\mathbf{k}} - E_{n'\mathbf{k}})^2} \right] \quad (32)$$

with n' , which is not equal to n , running over the eigenstates of H . As shown in Fig. 6(a), when $-k_c < k_z < k_c$ (two Weyl points are located at $\pm k_c$), $C = 1$, implying a topologically nontrivial phase, and otherwise, $C = 0$, implying a topologically trivial one. The presence of the Chern number gives rise to the chiral Majorana edge

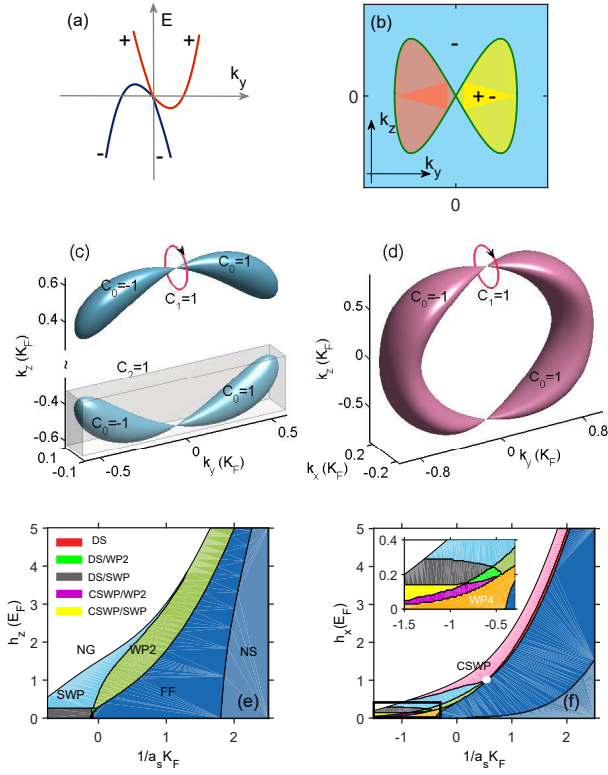


FIG. 5. (Color online) (a) The energy spectrum along k_y of a structured Weyl point described by the Hamiltonian (30) for $k_x = k_z = 0$. (b) Profiles of band occupation in the $k_x = 0$ plane. Fermi surfaces (the zero-energy contours) for a pair of structured Weyl points in (c) and for a connected structured Weyl point in (d). Phase diagrams across the BCS-BEC crossover for a fixed h_x in (e) and for a fixed h_z in (f). The inset is the zoomed-in view of the black rectangular area. WP2: two Weyl points; WP4: four Weyl points; SWP: structured Weyl point; CSWP: connected structured Weyl points; DS: disconnected spheres; NS: normal superfluids; NG: normal gases. The phase name with two parts is used to show the gapless structure for the inner and outer touching points, respectively, for the superfluids with four touching points. Adapted from Ref. [26].

bands, which leads to the flat Majorana arc at zero energy connecting two Weyl points as shown in Fig. 6(b).

When the Weyl point develops into a structured Weyl point, the definition in Eq. (31) yields a crossover of the Chern number from 0 to 1, taking nonquantized values. The Chern number is not quantized because only the contribution from the occupied bands is integrated, i.e., the integral surface is not closed due to the gapless structure of a structured Weyl point [see Fig. 5(b)]. In 2D, this effect can manifest as the anomalous Hall effect in a non-interacting system and as the thermal Hall effect in superfluids. In an open geometry, chiral edge states appear. Remarkably, the group velocities are along the same direction on the opposite surfaces, in contrast to the conventional case with opposite direction [see Fig. 4(b)]. Such a topological gapless phenomenon was

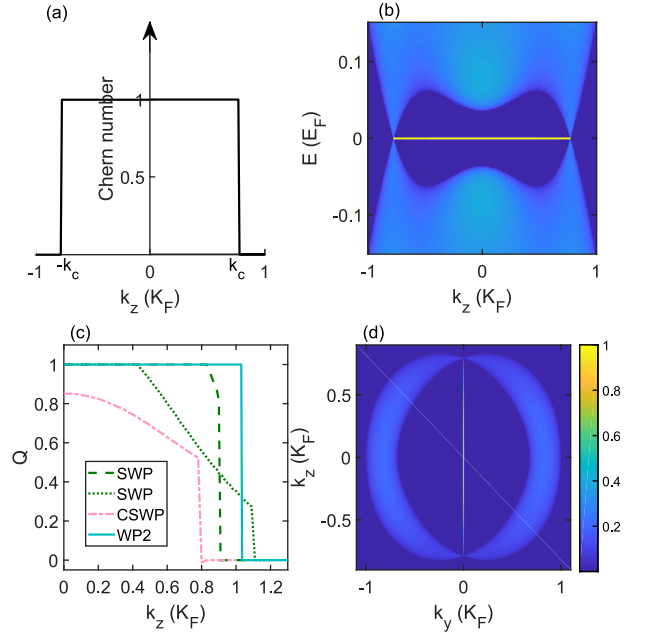


FIG. 6. (Color online) (a) The Chern number in the (k_x, k_y) plane for a fixed k_z . (b) The density of states with respect to k_z and energy E for $k_y = 0$ with a confinement along the x direction. The yellow line shows the Fermi arc while the light blue region represents the bulk states. (c) Integral of Berry curvatures for the occupied bands in the (k_x, k_y) plane for a fixed k_z . Viewing k_z as a parameter, such an integral shows the thermal Hall effect in 2D superfluids and the anomalous Hall effects in 2D non-interacting systems. (d) The density of states in the (k_y, k_z) plane for $k_x = 0$ at zero energy for a connected structured Weyl point, two connected structured Weyl points. (a-b) are reproduced from Ref. [20]; (c-d) are adapted from the arXiv version of Ref. [26].

further studied in the 2D spin-orbit coupled Fulde-Ferrell superfluids^{206–208}. Recently, this 2D topological gapless phenomenon (termed topological metal) was also found in a Fulde-Ferrell $p+ip$ superconductor and the nonquantized thermal Hall effects were predicted²⁰⁹.

As we have mentioned, the edge states emerge even though the system becomes gapless. In this case, we can define the Chern number by the hole bands instead of using the occupied bands. From this definition, we have quantized Chern numbers for the tilted hole and particle bands and chiral edge mode appears inside their gap. These surface states lead to the Fermi arc (Majorana zero modes in superfluids) connecting two degenerate points even though they have developed into two structured Weyl points connected together [see Fig. 6(d)].

Such gapless topological Fulde-Ferrell superfluids with structured Weyl fermions can also exist in the attractive Fermi gases with the Weyl spin-orbit coupling¹³¹. Since there is no distinction between in-plane and out-of-plane Zeeman fields, the gapless topological Fulde-Ferrell phase appears with only one Zeeman field. Furthermore, spiral Majorana zero modes forwarding on the surfaces

were found in optical lattices with the Weyl spin-orbit coupling, where the Weyl points are located at different energies²¹⁰.

2. dipolar superfluids

In addition to the spin-orbit coupled superfluids, a 3D single-component dipolar Fermi gas was proposed to exhibit Weyl points in the quasiparticle spectrum²². Such a superfluid may be realized in magnetic dipolar atoms such as ¹⁶⁷Er and ¹⁶¹Dy or polar molecules. By applying an external fast rotating magnetic field, all dipoles are aligned along the magnetic field direction with the effective dipole-dipole interactions taking the following form

$$V(\mathbf{r}) = \frac{d^2(3\cos^2\phi - 1)}{2r^3}(1 - 3\cos^2\theta), \quad (33)$$

with the magnetic dipole moment d , the distance r between two dipoles, the relative angle θ between \mathbf{r} and the z direction, ϕ is the angle between the magnetic field and the z direction. When ϕ is controlled such that $V(\mathbf{r}) < 0$, the interaction becomes attractive and the pairing instability occurs.

This system can be described by the following many-body Hamiltonian,

$$H_{DD} = \int d\mathbf{r} \hat{\Psi}^\dagger(\mathbf{r}) \left(-\frac{\hbar^2 \nabla^2}{2m} - \mu \right) \hat{\Psi}(\mathbf{r}) - \frac{1}{2} \int d\mathbf{r} \int d\mathbf{r}' \hat{\Psi}^\dagger(\mathbf{r}) \hat{\Psi}^\dagger(\mathbf{r}') V(\mathbf{r} - \mathbf{r}') \hat{\Psi}(\mathbf{r}') \hat{\Psi}(\mathbf{r}) \quad (34)$$

Let us define the mean-field order parameter $\Delta(\mathbf{r} - \mathbf{r}') = \langle V(\mathbf{r} - \mathbf{r}') \hat{\Psi}(\mathbf{r}') \hat{\Psi}(\mathbf{r}) \rangle$. Since the dominant contribution of the pairing comes from the pairing with orbital angular momentum being 1, let us consider the $p_x + ip_y$ pairing (which is more stable than p_x or p_y phase²²) and the order parameter in momentum space takes the form $\Delta_{\mathbf{k}} = \Delta(k_\rho, k_z) e^{i\phi_{\mathbf{k}}}$ with $k_\rho = \sqrt{k_x^2 + k_y^2}$ and $\phi_{\mathbf{k}}$ being the polar angle of the momentum \mathbf{k} in the (k_x, k_y) plane. Here $\Delta_{k_\rho, k_z} = -\Delta_{-k_\rho, k_z}$, thus $\Delta_{k_\rho=0, k_z} = 0$. In the momentum space, the BdG Hamiltonian can be written as

$$H_{DD}(\mathbf{k}) = \frac{1}{2} \begin{pmatrix} \xi(\mathbf{k}) & \Delta(\mathbf{k}) \\ \Delta(\mathbf{k})^* & -\xi(\mathbf{k}) \end{pmatrix}, \quad (35)$$

where $\xi(\mathbf{k}) = \frac{\hbar^2 k^2}{2m} - \mu$ if we do not consider the Hartree-Fock self-energy, which will not change the physics qualitatively. At $k_\rho = 0$, $\Delta = 0$, a degenerate point appears at $k_z = \pm \sqrt{2m\mu/\hbar^2}$. If we simply write $\Delta_{\mathbf{k}} = \Delta_0(k_x + ik_y)$, the linear dispersion is easily seen. Hence, a Weyl point is achieved in the quasiparticle spectrum of a dipolar superfluid.

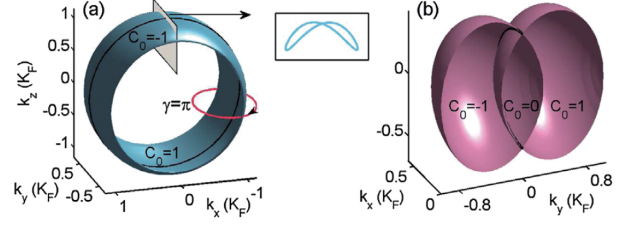


FIG. 7. (Color online) (a) The Fermi surface (zero-energy contour) of a structured Weyl ring. The inset plots the cross section of a structured Weyl ring. (b) The Fermi surface of a closed structured Weyl ring for $k_x > 0$. Reproduced from Ref. [26].

B. Nodal rings

1. Spin-orbit coupled superfluids

Seo and coworkers found that nodal rings can emerge in quasiparticle spectra of Fermi superfluids with equal Rashba and Dressshauls spin-orbit coupling¹³². Considering this type of spin-orbit coupling, we have the following BdG Hamiltonian

$$H_{BdG} = [\varepsilon_{\mathbf{k}} - \bar{\mu} + \alpha k_y \sigma_x] \tau_z + \Delta_0 \tau_x + \bar{h}_x \sigma_x + h_z \sigma_z + \hbar^2 k_y Q_y / 2m, \quad (36)$$

Similar to the Hamiltonian (28) for the Rashba spin-orbit coupling, without h_x ($Q_y = 0$ when $h_x = 0$), the system has both the Π_y and \mathcal{M} symmetry so that $(\Pi_y \mathcal{M})^{-1} H_{BdG} \Pi_y \mathcal{M} = -H_{BdG}$. This chiral symmetry ensures that a gapless point, if exists, is at least doubly degenerate. Specifically, the quasiparticle spectrum is

$$E_{\pm}^{\lambda}(\mathbf{k}) = \lambda \sqrt{\Lambda_{\mathbf{k}}^2 + \alpha^2 k_y^2 + h_z^2 \pm 2\sqrt{h_z^2 \Lambda_{\mathbf{k}}^2 + \alpha^2 k_y^2} \xi_{\mathbf{k}}^2}, \quad (37)$$

leading to

$$(E_{+}^{\lambda}(\mathbf{k}) E_{-}^{\lambda}(\mathbf{k}))^2 = (h_z^2 + \alpha^2 k_y^2 - \Lambda_{\mathbf{k}}^2)^2 + 4\alpha^2 k_y^2 |\Delta_0|^2. \quad (38)$$

Apparently, the nodal rings emerge in the $k_y = 0$ plane described by $\xi_{\mathbf{k}}^2 + |\Delta_0|^2 = h_z^2$ (i.e., $k_x^2 + k_z^2 = \frac{2m}{\hbar^2}(\mu \pm \sqrt{h_z^2 - |\Delta_0|^2})$), showing that there is one ring when $h_z^2 > \mu^2 + |\Delta_0|^2$, and two rings when $|\Delta_0|^2 < h_z^2 < \mu^2 + |\Delta_0|^2$ and $\mu > 0$.

With the in-plane Zeeman field $h_x \sigma_x$, the 3D superfluids become Fulde-Ferrell type with nonzero Q_y ²⁶. This term breaks the \mathcal{M} symmetry, so that the gapless point does not have to be doubly degenerate. However, the system still respects the Π_y symmetry, meaning that in the $k_y = 0$ plane any zero energy states are still at least doubly degenerate. Furthermore, because of the rotational symmetry with respect to k_y [$H_{BdG} = H_{BdG}(k_x^2 + k_z^2, k_y)$], a degenerate ring can appear in the $k_y = 0$ plane. Additionally, it is possible for the non-degenerate gapless points to appear away from

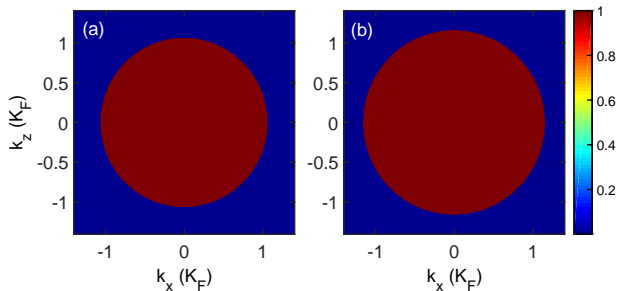


FIG. 8. (Color online) The density of states of the superfluids with a Weyl nodal ring in (a) and a structured Weyl nodal ring in (b) under an open boundary along the y direction. Adapted from the arXiv version of Ref. [26].

the $k_y = 0$ plane. Indeed, the structured Weyl ring was found, which is described by the effective Hamiltonian²⁶

$$H_{SWR} = -\alpha k_y \sigma_0 + (k_y + \gamma k_y^3) \sigma_y + (\mathbf{k}^2 - m^2) \sigma_z \quad (39)$$

with nonzero m . See Fig. 7 for the gapless structure. The ring is protected by the PT symmetry [$\Theta_{PT} = \sigma_z \mathcal{K}$ for the model (39) and $\Theta_{PT} = \mathcal{K}$ for the BdG Hamiltonian (36)] and the Berry phase for a hole band enclosing the ring has to be 0 or π .

In an open geometry, Majorana flat bands occur not only in the case with $h_x = 0$ for traditional nodal rings, but also in the case with $h_x \neq 0$ for structured nodal rings (see Fig. 8), as the topology is fully determined by the hole band irrelevant of its occupation. Moreover, more than two nodal rings were found in the quasiparticle spectrum of Fermi superfluids, when attractive atoms were loaded into an optical lattice with Weyl nodal rings in the single particle spectrum¹⁵⁵

IV. GAPLESS POINTS AND RINGS IN NON-INTERACTING ULTRACOLD ATOMIC GASES

Compared with a superfluid, a non-interacting system is easier to control and probe in cold atom systems. Hence, similar to searching for specific solid-state materials with topological gapless band structures, in cold atoms, there has been considerable interest in looking for experimental schemes to realize these topological gapless bands in non-interacting cold atom systems. Since the interaction can be readily tuned by Feshbach resonances in cold atoms¹⁵², non-interacting systems can be achieved there. Further, the effects of interactions can be studied in the gapless system, when interactions are turned on. In this section, we summarize a number of experimental proposals in cold atoms for realization of Weyl points, structured (type-II) Weyl points, nodal rings and Weyl exceptional rings.

A. Weyl points

1. Weyl spin-orbit coupling

Spin-orbit coupling, the interaction between spin and orbital degree of freedom, plays a key role in many topological phenomena, such as topological insulators^{211,212}, anomalous and spin Hall effect²⁰⁵, and Majorana zero modes²¹³, *etc.* In solid-state materials, electrons naturally experience the spin-orbit coupling as an electron moves in an internal electric field arising from the atomic potential and the crystal field. For cold atoms, they are neutral and do not experience any electric and magnetic fields. However, since atoms can interact with laser beams, one can engineer these gauge fields including the spin-orbit coupling using laser beams. To date, both 1D and 2D spin-orbit coupling has been engineered in cold atoms^{119,120,126,127,130,133-145}.

Besides the 1D and 2D spin-orbit coupling, an experimental proposal to implement the 3D Weyl spin-orbit coupling was reported¹⁵³, which is described by the effective Hamiltonian

$$H = \frac{\mathbf{p}^2}{2m} + \lambda \mathbf{p} \cdot \boldsymbol{\sigma} \quad (40)$$

with λ being a real parameter and m being the mass of atoms. Since $\boldsymbol{\sigma}$ are defined in the hyperfine levels, $\lambda \mathbf{p} \cdot \boldsymbol{\sigma}$ refers to the 3D Weyl spin-orbit coupling. This term certainly describes a Weyl point. Notice that there is only one single Weyl point, which is possible as the system is in a free space without any lattice.

To realize the 3D Weyl spin-orbit coupling, a 4-level atom with states $|1\rangle$, $|2\rangle$, $|3\rangle$ and $|4\rangle$ coupled by Raman laser beams is considered; the system is described by the Hamiltonian

$$H_{al} = \sum_{jk} \Omega_{jk} |j\rangle \langle k|, \quad (41)$$

where $\Omega_{jk} = \Omega^{(jk)} \exp[i(\mathbf{k}_{jk} \cdot \mathbf{r} + \phi_{jk})]$ with the transferred momentum $\mathbf{k}_{jk} = \mathbf{k}_j - \mathbf{k}_k$ and \mathbf{k}_j being the wave vector of laser beams, and ϕ_{jk} is the coupling phase. In atom ⁸⁷Rb, these levels can be chosen as: $|1\rangle = |F = 2, m_F = 0\rangle$, $|2\rangle = |F = 1, m_F = 1\rangle$, $|3\rangle = |F = 1, m_F = 0\rangle$ and $|4\rangle = |F = 2, m_F = 1\rangle$. The coupling strength $\Omega^{(jk)}$ is chosen such that $\Omega^{(jk)} = \Omega^{(1)}$ for $k = j + 1$ and $\Omega^{(jk)} = \Omega^{(2)}$ for $k = j + 2$. The momentum vectors are taken as

$$\mathbf{k}_j = \kappa_{\perp} (\mathbf{e}_x \cos \beta_j - \mathbf{e}_y \sin \beta_j) - \kappa_{\parallel} (-1)^j \mathbf{e}_z, \quad (42)$$

as shown in Fig. 9(b).

The Hamiltonian can be transformed into a spatial independent form by the transformation $|j\rangle \rightarrow e^{i\mathbf{k}_j \cdot \mathbf{r}} |j\rangle$, yielding

$$H = \sum_j \frac{(\mathbf{p} - \mathbf{k}_j)^2}{2m} |j\rangle \langle j| + H_{al}, \quad (43)$$

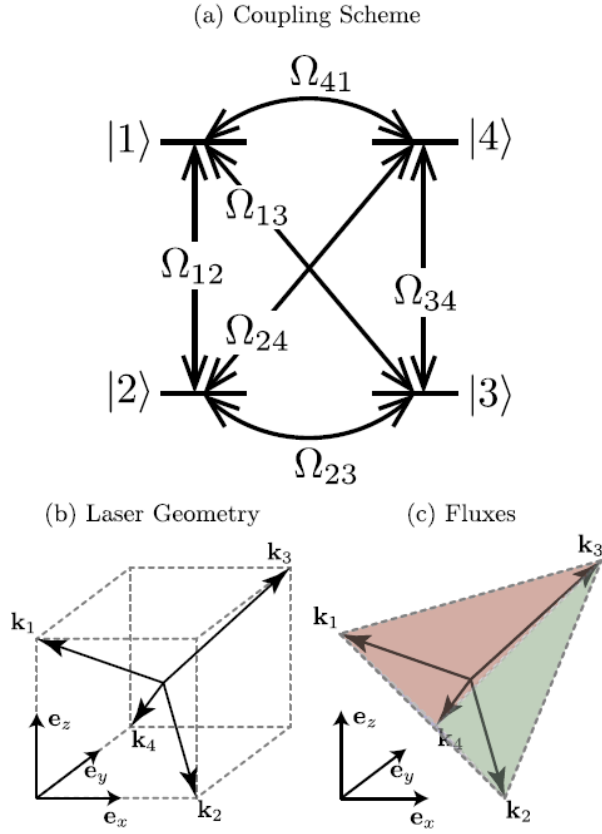


FIG. 9. (Color online) (a) The laser configuration for the 3D Weyl spin-orbit coupling, where four levels are coupled using Raman laser beams. (b) The wave vector configuration of laser beams. (c) The phase is chosen as $\Phi_i = \sum_{k \neq i} \phi_{k,k+1} = \pi/2 \text{ mod } 2\pi$. Reproduced from Ref. [153].

where the atom-laser coupling

$$H_{al} = \Omega^{(1)} \sum_{j=1}^4 (e^{i\phi_{j,j+1}} |j+1\rangle \langle j| + H.c.) + \Omega^{(2)} \sum_{j=1}^2 (e^{i\phi_{j,j+2}} |j+2\rangle \langle j| + H.c.) \quad (44)$$

with the indices taking modulo 4.

By choosing a phase $\phi_{j,j+1} = \pi/4$ and $\phi_{j,j+2} = (j-1)\pi$, the Hamiltonian H_{al} has a symmetry $QH_{al}Q^{-1} = H_{al}(j \rightarrow j+2) = H_{al}$. Since $Q^2 = 1$, one can write the Hamiltonian in block form in the eigenstates of Q , that is, $\{|a_+\rangle, |b_+\rangle, |a_-\rangle, |b_-\rangle\}$ with $|a_{\pm}\rangle = \frac{1}{\sqrt{2}}(|1\rangle \pm |3\rangle)$ and $|b_{\pm}\rangle = \frac{1}{\sqrt{2}}(|2\rangle \pm |4\rangle)$. The block Hamiltonian is

$$\tilde{H}_{al} = \begin{pmatrix} \Omega^{(2)}\sigma_z + \sqrt{2}\Omega^{(1)}\sigma_x & 0 \\ 0 & \Omega^{(2)}\sigma_z + \sqrt{2}\Omega^{(1)}\sigma_y \end{pmatrix}, \quad (45)$$

where the upper and lower block matrices correspond to $Q = 1$ and $Q = -1$, respectively. The eigenenergy is $E_{al} = \pm\sqrt{|\Omega^{(2)}|^2 + 2|\Omega^{(1)}|^2}$. Since the ground state is

doubly degenerate, one can obtain an effective Hamiltonian by projecting $\sum_j \mathbf{p} \cdot \mathbf{K}_j |j\rangle \langle j|$ onto the ground state subspace of H_{al} , leading to the effective Hamiltonian (40) with $\lambda = \kappa_{\perp} \cos(2\theta)/(2m)$ when $\kappa_{\perp}/\kappa_{\parallel} = \Omega^{(2)}/(2\Omega^{(1)})$.

2. Weyl semimetals with laser-assisted tunneling

The scheme introduced in Ref. [153] can realize a metal phase with a single Weyl point in the spin space with finite density of states, instead of a semimetal phase with zero density of states. In 2015, Dubček and coworkers proposed a distinct experimental scheme to engineer a Weyl semimetal with ultracold atomic gases via laser-assisted tunneling¹⁵⁴. The approach is an extension of their experimental realization of the 2D Harper Hamiltonian for the flux per plaquette being $1/2$ ¹¹⁵, that is,

$$H_{\alpha=1/2}(\mathbf{k}) = -2[J_y \cos(k_y a)\sigma_x + K_x \sin(k_x a)\sigma_y]. \quad (46)$$

There are two Dirac points in the Hamiltonian. Here, σ_{ν} ($\nu = x, y$) are defined in the pseudospin space consisting of two lattice sites constituting a unit cell since the flux per plaquette is $1/2$ [see Fig. 10(a)]. When the third direction (z direction) is included, if the hopping along this direction is the same for the two sites, the Hamiltonian reads

$$H_N(\mathbf{k}) = -2[J_y \cos(k_y a)\sigma_x + K_x \sin(k_x a)\sigma_y + J_z \cos(k_z a)\sigma_0]. \quad (47)$$

Clearly, there are no Weyl points in this Hamiltonian. However, if A and B sites have the opposite tunneling along the z direction as shown in Fig. 10(b-c), the Hamiltonian becomes

$$H_W(\mathbf{k}) = -2[J_y \cos(k_y a)\sigma_x + K_x \sin(k_x a)\sigma_y - K_z \cos(k_z a)\sigma_z]. \quad (48)$$

This Hamiltonian exhibits four Weyl points at $(k_x, k_y, k_z) = (0, \pm\pi/2a, \pm\pi/2a)$ in the first Brillouin zone as shown in Fig. 10(d). The Fermi arc appears when the open boundaries are applied along the $(x-y)$ direction.

To engineer the Hamiltonian, an experimental setup with cold atoms was introduced¹⁵⁴. In this scheme, identical sufficiently strong linear gradient potential along the x and z direction are applied so that the tunneling is prohibited along these two directions. Meanwhile, two far-detuned Raman laser beams are used to restore the hopping along these directions. For the resonant case (the frequency difference between the two laser beams equals the on-site energy tilt between two nearest-neighbor sites), the Hamiltonian is given by

$$H_{3D} = - \sum_{m,n,l} (K_x e^{-i\Phi_{m,n,l}} \hat{a}_{m+1,n,l}^{\dagger} \hat{a}_{m,n,l} + J_y \hat{a}_{m,n+1,l}^{\dagger} \hat{a}_{m,n,l} + K_z e^{-i\Phi_{m,n,l}} \hat{a}_{m,n,l+1}^{\dagger} \hat{a}_{m,n,l} + H.c.), \quad (49)$$

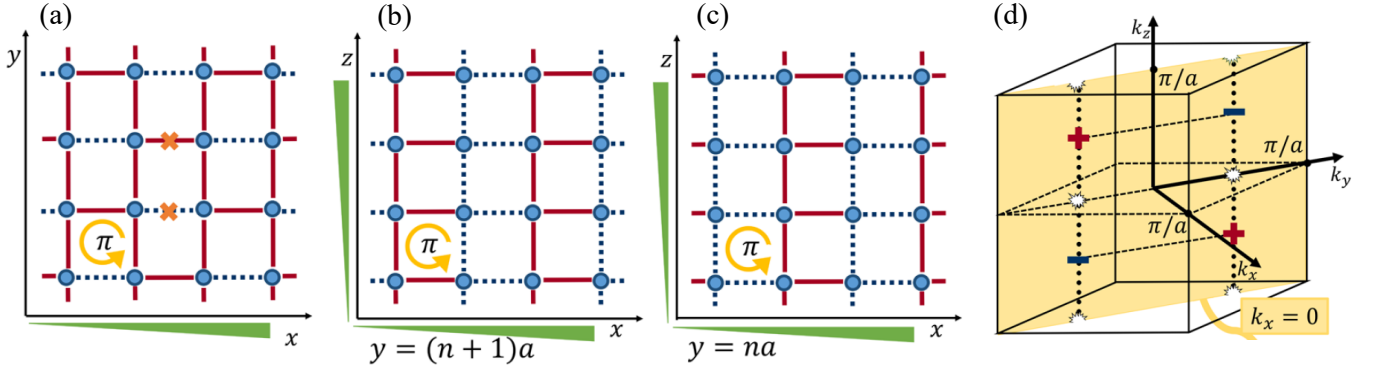


FIG. 10. (Color online) The hopping along the (x, y) plane (a), the (x, z) plane (b-c), where dashed and solid lines describe the hopping with an extra phase being π and 0, respectively. (d) First Brillouin zone with \pm denoting the Weyl points. Adapted from Ref. [154].

where $\hat{a}_{m,n,l}$ ($\hat{a}_{m,n,l}^\dagger$) is the annihilation (creation) operator on the site (m, n, l) , and $\Phi_{m,n,l} = \delta\mathbf{k} \cdot \mathbf{R}_{m,n,l} = m\Phi_x + n\Phi_y + l\Phi_z$ are the phases introduced by the laser-assisted tunneling. Here, $\delta\mathbf{k} = \mathbf{k}_1 - \mathbf{k}_2$ with \mathbf{k}_1 and \mathbf{k}_2 being the wave vectors of two Raman laser beams, so the phase can be controlled by tuning the relative orientation between two laser beams. If the direction is chosen such that $(\Phi_x, \Phi_y, \Phi_z) = \pi(1, 1, 2)$ giving $\Phi_{m,n,l} = (m+n)\pi$ (modulo 2π), the scheme leads to the Hamiltonian (48). Specifically, the hopping along the x direction is staggered with 1 and -1 , respectively [see Fig. 10(a)], leading to A-B sublattice structure. The hopping along the z direction is K_z and $-K_z$ for A-B sublattices, respectively.

3. Weyl points, structured (type-II) Weyl points and Weyl spin-orbit coupling in optical lattices

The proposals discussed above realize only the traditional (type I) Weyl point^{153,154}. In 2016, Xu and Duan proposed another experimental scheme for realizing both traditional (type-I) and structured (type-II) Weyl points²⁹, based on an experimental setup used for implementing a 2D spin-orbit coupling in the hyperfine level space^{119,214}. In this scheme, the Lifshitz phase transition from traditional (type-I) to structured (type-II) Weyl points can be readily achieved by controlling a two-photon detuning. In addition, since the Weyl point is realized in the hyperfine level space, the scheme naturally realizes the 3D Weyl spin-orbit coupling.

In this proposal, two pairs of Raman laser beams are employed to produce the Weyl point (or 3D Weyl spin-orbit coupling). Each pair of Raman laser beams has a pair of Rabi frequencies $[\Omega_1 = \Omega_{10} \sin(k_{Lx}r_x)e^{-ik_{Lz}r_z/2}, \Omega_2 = \Omega_{20} \cos(k_{Ly}r_y)e^{ik_{Lz}r_z/2}]$ and $[\Omega'_1 = \Omega_{10} \sin(k_{Ly}r_y)e^{-ik_{Lz}r_z/2}, \Omega'_2 = i\Omega_{20} \cos(k_{Lx}r_x)e^{ik_{Lz}r_z/2}]$, respectively [see Fig. 11(a-c)

for laser configurations]. This gives us the Hamiltonian

$$H' = \frac{\mathbf{p}^2}{2m} + \sum_{\nu=x,y} V_\nu \sin^2(k_{L\nu}r_\nu) + h_z\sigma_z + V_{SO} \quad (50)$$

with the momentum operator $\mathbf{p} = -i\hbar\nabla$, the mass of atoms m , the Zeeman field h_z and the optical lattice strength V_ν ($\nu = x, y$) with the lattice constant being $a_\nu = \pi/k_{L\nu}$ along the ν direction. Here, V_{SO} characterizes the laser-induced spin-orbit coupling, that is,

$$V_{SO} = \Omega_{SO}(M_x + iM_y)e^{ik_{Lz}r_z} |\uparrow\rangle \langle\downarrow| + \text{H.c.} \quad (51)$$

with $M_x = \sin(k_{Lx}r_x) \cos(k_{Ly}r_y)$, $M_y = \sin(k_{Ly}r_y) \cos(k_{Lx}r_x)$, and $\Omega_{SO} = \Omega_{10}^* \Omega_{20} / \Delta_e$, where Δ_e is the detuning. Applying a unitary transformation with $U = e^{-ik_{Lz}r_z/2} |\uparrow\rangle \langle\uparrow| + e^{ik_{Lz}r_z/2} |\downarrow\rangle \langle\downarrow|$ gives us a position independent Hamiltonian $H = UH'U^{-1}$, that is,

$$H = \frac{\hbar^2 k_z^2}{2m} + \tilde{h}_z \sigma_z + H_{2D}, \quad (52)$$

where $k_z = p_z/\hbar$, $\tilde{h}_z = \hbar^2 k_{Lz} k_z / (2m) + h_z$, and the Hamiltonian H_{2D} in the (x, y) plane is

$$H_{2D} = \sum_{\nu=x,y} \left[\frac{p_\nu^2}{2m} + V_\nu \sin^2(k_{L\nu}r_\nu) \right] + [\Omega_{SO}(M_x + iM_y) |\uparrow\rangle \langle\downarrow| + \text{H.c.}] \quad (53)$$

H_{2D} is the Hamiltonian that characterizes a Chern insulator, which is a simple extension of the Hamiltonian proposed in Ref.[214] and has recently been experimentally implemented¹²⁰.

The tight-binding Hamiltonian is given by

$$H_{TB} = \sum_{k_z} \sum_{\mathbf{x}} [\tilde{h}_z \hat{c}_{k_z, \mathbf{x}}^\dagger \sigma_z \hat{c}_{k_z, \mathbf{x}} + \sum_{\nu=x,y} (-t_\nu \hat{c}_{k_z, \mathbf{x}}^\dagger \hat{c}_{k_z, \mathbf{x} + \mathbf{g}_\nu} + (-1)^{j_x + j_y} t_{SO\nu} \hat{c}_{k_z, \mathbf{x}}^\dagger \sigma_\nu \hat{c}_{k_z, \mathbf{x} + \mathbf{g}_\nu} + \text{H.c.}] + H_z, \quad (54)$$

where $\hat{c}_{k_z, \mathbf{x}}^\dagger = (\hat{c}_{k_z, \mathbf{x}, \uparrow}^\dagger, \hat{c}_{k_z, \mathbf{x}, \downarrow}^\dagger)$ with $\hat{c}_{k_z, \mathbf{x}, \sigma}^\dagger$ ($\hat{c}_{k_z, \mathbf{x}, \sigma}$) being the creation (annihilation) operator and $\mathbf{x} = j_x a_x \mathbf{e}_x +$

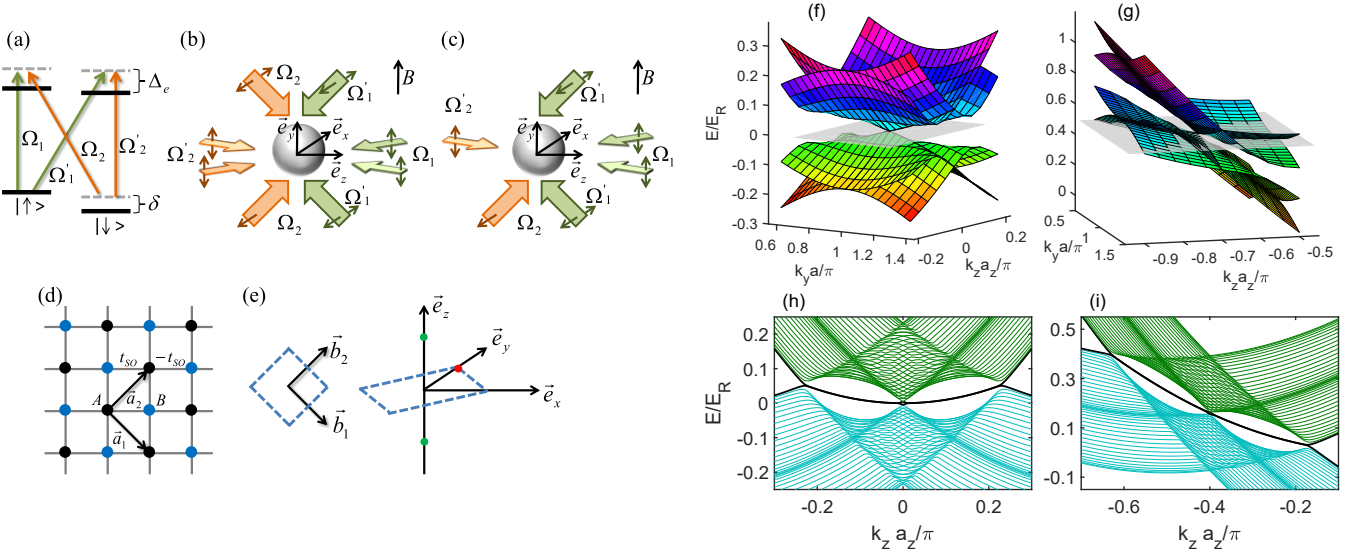


FIG. 11. (Color online) Sketch of laser configurations for realizing the Hamiltonian (50) (a)(b) and a simpler one (a)(c). In the scheme, the magnetic field is along the y direction and the frequency of the laser beams for Ω_1 (Ω_2) is the same as the laser beam for Ω'_1 (Ω'_2). δ denotes the two-photon detuning. The orientation of linear polarization of laser beams is denoted by the double arrows. (d) The crystal structure in the (x, y) plane with A and B sites in each unit cell. (e) The first Brillouin zone in the (x, y) plane and the location of Weyl points denoted by the green and red circles. \mathbf{b}_1 and \mathbf{b}_2 denote the reciprocal unit vectors. (f)(g) Energy spectra around a type-I and structured (type-II) fourfold degenerate point as a function of (k_y, k_z) for $k_x a = 0$. (h)(i) Energy spectra as a function of k_z for $k_y = 0$ in an open geometry along the x direction, illustrating the surface states (denoted by the black lines) connecting two Weyl points in the cases with type-I or structured (type-II) Weyl points. Adapted from Ref. [29].

$j_y a_y \mathbf{e}_y$, $\mathbf{g}_\nu = a_\nu \mathbf{e}_\nu$, $H_z = \sum_{k_z} \sum_{\mathbf{x}} \frac{\hbar^2 k_z^2}{2m} \hat{c}_{k_z, \mathbf{x}}^\dagger \hat{c}_{k_z, \mathbf{x}}$, and t_ν and $t_{SO\nu}$ denote the tunneling and spin-orbit coupling strength along the ν direction, respectively.

To see that the Hamiltonian can host Weyl points, let us apply the transformation $(-1)^{j_x + j_y} \hat{c}_{k_z, \mathbf{x}, \uparrow} \rightarrow \hat{a}_{k_z, \mathbf{x}, \uparrow}$ and $\hat{c}_{k_z, \mathbf{x}, \downarrow} \rightarrow \hat{a}_{k_z, \mathbf{x}, \downarrow}$, resulting in a simpler Hamiltonian,

$$H_{TB} = \sum_{k_z} \sum_{\mathbf{x}} \left[\tilde{h}_z \hat{a}_{k_z, \mathbf{x}}^\dagger \sigma_z \hat{a}_{k_z, \mathbf{x}} + \left(\sum_{\nu=x, y} t_\nu \hat{a}_{k_z, \mathbf{x}}^\dagger \sigma_z \hat{a}_{k_z, \mathbf{x} + \mathbf{g}_\nu} - it_{SOx} \hat{a}_{k_z, \mathbf{x}}^\dagger \sigma_y \hat{a}_{k_z, \mathbf{x} + \mathbf{g}_x} - it_{SOy} \hat{a}_{k_z, \mathbf{x}}^\dagger \sigma_x \hat{a}_{k_z, \mathbf{x} + \mathbf{g}_y} + \text{H.c.} \right) \right] + H_z(\hat{c}_{k_z, \mathbf{x}} \rightarrow \hat{a}_{k_z, \mathbf{x}}), \quad (55)$$

where $\hat{a}_{k_z, \mathbf{x}}^\dagger = (\hat{a}_{k_z, \mathbf{x}, \uparrow}^\dagger \hat{a}_{k_z, \mathbf{x}, \downarrow}^\dagger)$. The Hamiltonian in momentum space takes the form

$$H(\mathbf{k}) = d_x \sigma_y + d_y \sigma_x + (\tilde{h}_z + h_t) \sigma_z + \frac{\hbar^2 k_z^2}{2m}, \quad (56)$$

where $h_t = 2 \sum_{\nu=x, y} t_\nu \cos(k_\nu a_\nu)$, $d_x = 2t_{SOx} \sin(k_x a_x)$ and $d_y = -2t_{SOy} \sin(k_y a_y)$. Clearly, Weyl points appear when $d_x = 0$, $d_y = 0$ and $h_t + \tilde{h}_z = 0$. This requires that $(k_x a_x, k_y a_y) = (0, 0), (0, \pi), (\pi, 0), (\pi, \pi)$. For $t_x = t_y$, at $(k_x a_x, k_y a_y) = (0, \pi), (\pi, 0)$, the two Weyl points are both located at $k_z^{W0} a_z = -2m\pi h_z / (\hbar^2 k_z^2)$. When $(k_x a_x, k_y a_y) = (0, 0)$ or (π, π) , there appear two degenerate points at $k_z^{W\pm} a_z = 2m\pi(\pm 4\bar{t} - h_z) / (\hbar^2 k_z^2)$ with $\bar{t} = (t_x + t_y)/2$. Because of the presence of $\frac{\hbar^2 k_z^2}{2m}$,

near a Weyl point, e.g., $\mathbf{k}^{W0} = (0, \pi/a_y, k_z^{W0})$,

$$H(\mathbf{q}) \sim (v_0 q_z + v_z q_z \sigma_z + v_x q_x \sigma_x + v_y q_y \sigma_y), \quad (57)$$

where $v_x = 2t_{SOx} a_x$, $v_y = -2t_{SOy} a_y$, $v_z = \hbar^2 k_{Lz} / 2m$, $v_0 = -2h_z / k_{Lz}$, and q_ν ($\nu = x, y, z$) is measured with respect to \mathbf{k}^{W0} . When $|h_z| > \hbar^2 k_{Lz}^2 / (4m)$ (i.e., $|v_0| > v_z$), the Weyl point morphs into a structured one (type-II) as shown in Fig. 11(g). Since v_0 is controlled by tuning the two-photon detuning $\delta = 2h_z$, the Lifshitz transition between the conventional (type-I) Weyl point and structured (type-II) Weyl points can be achieved. Notice that the transformation enlarges the Brillouin zone. In the original Hamiltonian with the A-B sublattice [see Fig. 11(d)], there are actually two Weyl points and one fourfold degenerate point consisting of two Weyl points with the same topological charge [see Fig. 11(e)]. It is also important to note that the Weyl points correspond to the Weyl spin-orbit coupling, given that σ_ν ($\nu = x, y, z$) act on the hyperfine levels.

Under open boundaries along the x direction, there appear surface states (Fermi arc) inside the gap connecting the fourfold degenerate point at the center to the other two Weyl points on two sides [see Fig. 11(h-i)]. This happens for both traditional (type-I) and structured (type-II) Weyl points.

Recently, several other schemes have been proposed to realize Weyl points and 3D Weyl spin-orbit coupling via Raman laser beams^{35,37}. Other proposed schemes

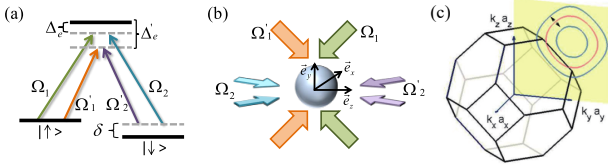


FIG. 12. (Color online) (a-b) Sketch of laser configurations for realizing the Hamiltonian (14) with Dirac and Weyl nodal rings. Each Raman laser beam is generated by the interference between two plane wave lasers [see (b)]. (c) The first Brillouin zone of the system and one Dirac (red ring) and two Weyl nodal rings (two blue rings) appearing at the $k_x = 0$ plane. Adapted from Ref. [155].

for realizing Weyl points in non-interacting cold atoms include stacking 2D lattice layers with checkerboard-patterned staggered fluxes¹⁸, stacking one-dimensional Aubry-Andre-Harper models²³, and shaking a face-centered-cubic optical lattice³⁴. There is also a proposal for realizing a 3D Dirac semimetal with cold atoms³⁸.

B. Nodal rings and experimental realization

For the nodal rings, Xu and Zhang proposed a model described by the Hamiltonian (14) and an experimental setup for their realization with cold atoms¹⁵⁵. The model hosts a Dirac ring when $h_z = 0$ and one or two Weyl nodal rings when $h_z \neq 0$ [see Fig. 12(c)]. To engineer such a Hamiltonian with cold atoms, two independent sets of Raman laser beams are proposed to couple two hyperfine states (see laser configurations in Fig. 12(a-b)). One pair of Raman laser beams has the Rabi frequencies $\Omega_1 = \Omega_{10} \cos(k_{Ry}r_y)e^{-ik_{Rz}r_z/2}$ and $\Omega_2 = i\Omega_{20} \sin(k_{Rx}r_x)e^{ik_{Rz}r_z/2}$, and the other pair has $\Omega'_1 = \Omega'_{10} \cos(k_{Ry}r_y)e^{ik_{Rz}r_z/2}$ and $\Omega'_2 = i\Omega'_{20} \sin(k_{Rx}r_x)e^{-ik_{Rz}r_z/2}$, respectively. These Raman laser beams produce the spin-dependent lattice with $\Omega_{SO} = 2\Omega$ and $a_\nu = \pi/k_{R\nu}$ with $\Omega = |\frac{\Omega_{10}\Omega_{20}}{\Delta_e}|$ in Eq. (14) when $\Omega_{10} = \Omega'_{10}$ and $\Omega_{20} = \Omega'_{20}$ as well as the spin-independent lattice along the x and y directions due to the Stark effects. In addition, another stronger optical lattices along the x direction is required. The Zeeman field is $h_z = \delta/2$, where δ is the two-photon detuning. This shows that the Zeeman field can be readily tuned by controlling the two-photon detuning.

Recently, Song and coworkers theoretically proposed a simpler scheme and experimentally engineered a setup for observing a nodal ring with cold atoms¹³⁰. Instead of engineering the σ_z term by optical lattices, they impose the off-diagonal spin-dependent lattice with an extra phase along the z direction, which produces a σ_z term²⁹. Specifically, the proposed Hamiltonian is given by

$$H = \frac{\mathbf{p}^2}{2m} - V_x \cos^2(k_{Lx}x) - V_y \cos^2(k_{Ly}y) + \left[\Omega_{SO} \cos(k_{Lx}x) e^{i(k_{Lz}z + k_{Ly}y)} | \uparrow \rangle \langle \downarrow | + H.c. \right]. \quad (58)$$

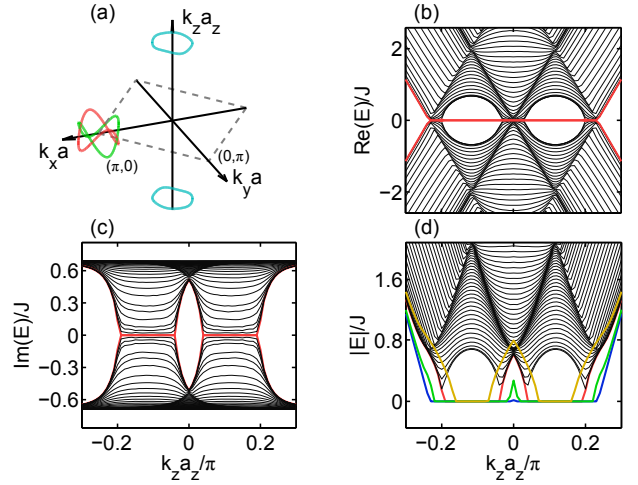


FIG. 13. (Color online) (a) Weyl exceptional rings in the Hamiltonian (60). Real part (b), imaginary part (c) and absolute values (d) of the energy spectrum as a function of k_z for $k_y = 0$ with an open boundary along the x direction. $\gamma = 0, 0.35J, 0.7J, 0.86J$ are plotted as blue, green, red and yellow lines, respectively. Reproduced from Ref. [93].

And the Hamiltonian in momentum space is

$$H(\mathbf{k}) = \frac{p_z^2}{2m} + \left(p_z \frac{\hbar k_{Lz}}{2m} + h_z - h_t \right) \sigma_z - d_x \sigma_y \quad (59)$$

with $h_t = 2 \sum_{\nu=x,y} t_\nu \cos(k_\nu a_\nu)$. Clearly, the nodal ring appears as $d_x = 0$ and $p_z \frac{\hbar k_{Lz}}{2m} + h_z - h_t = 0$. Because of the presence of $\frac{p_z^2}{2m}$, the nodal ring is not located at the same energy. Also, due to this term, one can realize the structured (type-II) nodal ring by tuning the h_z . The Hamiltonian is easy to realize and only requires the coupling of a stationary wave Raman laser beam with Rabi frequency being $\Omega_0 \cos(k_{Lx}x)$ and a plane wave Raman laser beam with Rabi frequency being $\Omega'_0 e^{i(k_{Lz}z + k_{Ly}y)}$, respectively. Song and coworkers experimentally engineered this model and probed the nodal ring by measuring the average spin polarization over k_z for a different parameter¹³⁰.

C. Weyl exceptional rings

To realize a Weyl exceptional ring in cold atom systems, one need to engineer a non-Hermitian term representing a particle gain or loss in a system with Weyl points. For the Weyl metal described by the Hamiltonian (54), such a decay term representing an atom loss $-2i\gamma$ for spin-down atoms may be produced by applying a resonant optical beam to drive atoms in the spin-down state out of a weak trap⁹³, which have been realized in an experiment with ^6Li atom gases⁸⁰. Another considered approach is using a radio frequency pulse to excite atoms in the spin-down level to another irrelevant level

$|3\rangle$ so that an effective decay for spin-down atoms is generated when atoms in $|3\rangle$ experience a loss by applying an antitrap⁹³.

The resulted Hamiltonian is given by

$$H = \sum_{k_z, \mathbf{x}} \left[(\tilde{h}_z + i\gamma) \hat{c}_{k_z, \mathbf{x}}^\dagger \sigma_z \hat{c}_{k_z, \mathbf{x}} + \sum_{\nu=x, y} (-J \hat{c}_{k_z, \mathbf{x}}^\dagger \hat{c}_{k_z, \mathbf{x} + a\mathbf{e}_\nu} + (-1)^{j_x + j_y} J_{SO\nu} \hat{c}_{k_z, \mathbf{x}}^\dagger \sigma_\nu \hat{c}_{k_z, \mathbf{x} + a\mathbf{e}_\nu} + H.c.) + h_0 \right], \quad (60)$$

where γ denotes the decay strength, and $h_0 = [-i\gamma + \hbar^2 k_z^2 / (2m)] \hat{c}_{k_z, \mathbf{x}}^\dagger \hat{c}_{k_z, \mathbf{x}}$. For other terms, see the description for the Hamiltonian (54). In momentum space, the Hamiltonian reads

$$H(\mathbf{k}) = (\tilde{h}_z + i\gamma) \sigma_z - h_t \tau_x + \tau_y (-b_x \sigma_x + b_y \sigma_y), \quad (61)$$

where without loss of generality the spin-independent term h_0 is neglected. It gives the eigenvalues $E_{\theta_\pm}(\mathbf{k}) = \sqrt{b_\pm^2 - \gamma^2 + 2ib_{z\pm}\gamma} = \sqrt{A_\pm(\mathbf{k})} e^{i\theta_\pm/2}$, where $A_\pm(\mathbf{k}) = \sqrt{(b_\pm^2 - \gamma^2)^2 + 4b_{z\pm}^2 \gamma^2}$ with $b_\pm^2 = b_x^2 + b_y^2 + b_{z\pm}^2$ and $b_{z\pm} = \pm h_t + \tilde{h}_z$, and θ_\pm are defined by $\cos \theta_\pm = (b_\pm^2 - \gamma^2) / A_\pm(\mathbf{k})$ and $\sin \theta_\pm = 2b_{z\pm} \gamma / A_\pm(\mathbf{k})$. The four Weyl exceptional rings appear when $b_{z\pm} = b_\pm^2 - \gamma^2 = 0$, as shown in Fig. 13 (a).

Under open boundary conditions along the x direction, zero energy surface states are observed even with the non-Hermitian term [see Fig. 13(b-d)]. While the energy becomes complex for the non-Hermitian system, for $k_y = 0$, only the states with zero absolute energy are associated with the surface states, which connect the Weyl exceptional ring at the center with the rings on the left and right sides (h_0 has been neglected for clarity). These states are doubly degenerate and are located on the left and right surface, respectively. As the decay increases, the range of the surface states along k_z shrinks due to the structure developed along the k_z direction.

V. OTHER TOPOLOGICAL GAPLESS MATTERS IN COLD ATOMS

Gapless points not only can occur in the two level space, but also appear in the space with more than two levels. Recently, 3D high spin fermions with higher Chern numbers have been predicted^{215,216}. Such fermions are described by $H = \mathbf{k} \cdot \mathbf{S}$ with \mathbf{S} being angular momentum matrices corresponding to high spins. For triply degenerate points, Zhu and coworkers²¹⁷ constructed a 3D tight-binding model and proposed an experimental scheme to realize the triply degenerate points in cold atom systems. Hu and coworkers²¹⁸ predicted a new triply degenerate point with different topological charges induced by the spin-tensor-momentum coupling and reported an experimental scheme for their realization in cold atom optical lattices. Fulga and coworkers²¹⁹ reported a proposal for realizing topologically protected crossings of three energy

bands on a 3D Lieb lattice. Further, Mai and coworkers²²⁰ proposed a double triple point emerging in topological metal bands as a spin-1 generalization of double-Weyl points.

Moreover, cold atoms can be used to mimic the gapless phenomena in higher than three dimensions, such as Weyl surfaces and Yang monopoles^{221,222} in five dimensions and 4D nodal rings³⁶ in four dimensions. In particular, recently, Sugawa and coworkers¹²⁹ reported their measurement of the second Chern number of the Yang monopole using the hyperfine levels of atomic Bose-Einstein condensates.

VI. SUMMARY AND PERSPECTIVES

Over the past decade, cold atoms have witnessed a rapid development in simulating topological matters. A number of topological phenomena that have been long-sought after in solid-state materials and particle physics have been experimentally realized in cold atoms, such as the Haldane model¹¹⁶, the Thouless pump^{121,122}, the 4D quantum Hall effect^{123,223} and the Yang monopole¹²⁹. New topological gapless phenomena have also been predicted in cold atom systems, such as structured (type-II) Weyl points²⁶ and Weyl exceptional rings⁹³. To date, there have been a number of experimental proposals for realizing Weyl points, structured (type-II) Weyl points, Dirac points, nodal rings, structured (type-II) nodal rings, Weyl exceptional rings, triple points and other 3D gapless phenomena with cold atoms. In particular, a recent experiment has made a significant breakthrough for engineering and observing the nodal line in cold atoms¹²⁹.

In addition, there has been remarkable progress in engineering both 1D and 2D spin-orbit coupling in Fermi gases, which paves the way for observing these 3D gapless phenomena in quasiparticle spectra of spin-orbit coupled Fermi superfluids. However, it still remains a significant challenge for achieving the spin-orbit coupled Fermi superfluids due to the heating issue in alkali atoms while producing the spin-orbit coupling, which makes the sufficient low temperature required for superfluidity hard to reach¹⁴⁷. Remarkably, Ye and coworkers recently reported the experimental realization of the spin-orbit coupling in an optical clock using a direct optical clock transition between two electric orbital states in ⁸⁷Sr atoms, instead of using the Raman coupling which leads to heating. Since this platform is not plagued by the heating issue, it may be promising for achieving spin-orbit coupled superfluids.

For non-interacting systems, the challenge does not generally lie in heating. Another more significant challenge (for both non-interacting systems and superfluids) arises. That is how to measure the Weyl points and nodal rings. Generically, one can measure the spectrum using momentum-resolved radio-frequency spectroscopy, similar to the ARPES in solid states. However, in 3D, such a

measurement involves stacking the information of different layers while making time-of-flight measurement; such stacking would smear out the single layer information and raise a significant challenge for reconstructing the spectrum. Certainly, for a specific system, one may design some special technique to reconstruct the information, for example, in the experimental observation of a nodal line, the average spin polarization over k_z for a different parameter can reflect the polarization for different k_z . Another possible choice is to measure the Fermi arc for Weyl semimetals and drumhead surface states for Weyl nodal semimetals by loading atoms into a box potential. For an ideal semimetal, since only Fermi arc or flat surface states contribute nonzero density of states at zero energy, this allows us to obtain the spectrum of surface

states without the bulk effects. For a Weyl semimetal, one may also consider measuring the topological anomalous Hall effect³⁸.

ACKNOWLEDGMENTS

We appreciate the collaboration with C. Zhang, L.-M. Duan, F. Zhang, S.-T. Wang, R.-L. Chu, Y. Hu and Y.-B. Yang. We thank Q.-B. Zeng, Y.-B. Yang and Y.-L. Tao for helpful discussions and critical reading of the manuscript. This work was supported by the start-up program of Tsinghua University and the National Thousand-Young-Talents Program.

* yongxuphy@tsinghua.edu.cn

- ¹ P. A. M. Dirac, *Proc. R. Soc. A* **117**, 610 (1928).
- ² H. Weyl, *Zeitschrift für Physik* **56**, 330 (1929).
- ³ A. H. Castro Neto, F. Guinea, N. M. R. Peres, K. S. Novoselov, and A. K. Geim, *Rev. Mod. Phys.* **81**, 109 (2009).
- ⁴ S. Das Sarma, S. Adam, E. H. Hwang, and E. Rossi, *Rev. Mod. Phys.* **83**, 407 (2011).
- ⁵ C. Herring, *Phys. Rev.* **52**, 365 (1937).
- ⁶ G. Volovik, *JETP Lett.* **46**(2) (1987)
- ⁷ G. E. Volovik, *The Universe in a Helium Droplet* (Clarendon Press, Oxford, 2003).
- ⁸ X. Wan, A. M. Turner, A. Vishwanath, and S. Y. Savrasov, *Phys. Rev. B* **83**, 205101 (2011).
- ⁹ K.-Y. Yang, Y.-M. Lu, and Y. Ran, *Phys. Rev. B* **84**, 075129 (2011).
- ¹⁰ A. A. Burkov and L. Balents, *Phys. Rev. Lett.* **107**, 127205 (2011).
- ¹¹ G. Xu, H. Weng, Z. Wang, X. Dai, and Z. Fang, *Phys. Rev. Lett.* **107**, 186806 (2011).
- ¹² C. Fang, M. J. Gilbert, X. Dai, and B. A. Bernevig, *Phys. Rev. Lett.* **108**, 266802 (2012).
- ¹³ S. A. Yang, H. Pan, and F. Zhang, *Phys. Rev. Lett.* **113**, 046401 (2014).
- ¹⁴ H. Weng, C. Fang, Z. Fang, B. A. Bernevig, and X. Dai, *Phys. Rev. X* **5**, 011029 (2015).
- ¹⁵ H. Ishizuka, T. Hayata, M. Ueda, and N. Nagaosa, *Phys. Rev. Lett.* **117**, 216601 (2016).
- ¹⁶ C. Fang, L. Lu, J. Liu, and L. Fu, *Nat. Phys.* **12**, 936 (2016).
- ¹⁷ M. Gong, S. Tewari, and C. Zhang, *Phys. Rev. Lett.* **107**, 195303 (2011).
- ¹⁸ J.-H. Jiang, *Phys. Rev. A* **85**, 033640 (2012).
- ¹⁹ B. M. Anderson, G. Juzeliunas, V. M. Galitski, and I. B. Spielman, *Phys. Rev. Lett.* **108**, 235301 (2012).
- ²⁰ Y. Xu, R.-L. Chu, and C. Zhang, *Phys. Rev. Lett.* **112**, 136402 (2014).
- ²¹ Y. Xu and C. Zhang, *Int. J. Mod. Phys. B* **29**, 1530001 (2015).
- ²² B. Liu, X. Li, L. Yin, and W. V. Liu, *Phys. Rev. Lett.* **114**, 045302 (2015).
- ²³ S. Ganeshan and S. D. Sarma, *Phys. Rev. B* **91**, 125438 (2015).
- ²⁴ X. Li and S. D. Sarma, *Nat. Commun.* **6**, 7137 (2015).
- ²⁵ T. Dubček, C. J. Kennedy, L. Lu, W. Ketterle, M. Soljačić, and H. Buljan, *Phys. Rev. Lett.* **114**, 225301 (2015).
- ²⁶ Y. Xu, F. Zhang, and C. Zhang, *Phys. Rev. Lett.* **115**, 265304 (2015).
- ²⁷ W.-Y. He, S. Zhang, and K. T. Law, *Phys. Rev. A* **94**, 013606 (2016).
- ²⁸ Y.-Q. Wang and X.-J. Liu, *Phys. Rev. A* **94**, 031603(R) (2016).
- ²⁹ Y. Xu and L.-M. Duan, *Phys. Rev. A* **94**, 053619 (2016).
- ³⁰ S. V. Syzranov, M. L. Wall, B. Zhu, V. Gurarie and A. M. Rey, *Nat. Commun.*, **7**, 13543 (2016).
- ³¹ L. Lepori, I. C. Fulga, A. Trombettoni, M. Burrello, *Phys. Rev. B* **94**, 085107 (2016).
- ³² L. Lepori, I. C. Fulga, A. Trombettoni, and M. Burrello, *Phys. Rev. A* **94**, 053633 (2016).
- ³³ X.-Y. Mai, D.-W. Zhang, Z. Li, and S.-L. Zhu, *Phys. Rev. A* **95**, 063616 (2017).
- ³⁴ L.-J. Lang, S.-L. Zhang, K. T. Law, and Q. Zhou, *Phys. Rev. B* **96**, 035145 (2017).
- ³⁵ B.-Z. Wang, Y.-H. Lu, W. Sun, S. Chen, Y. J. Deng, and X.-J. Liu, *Phys. Rev. A* **97**, 011605(R) (2018).
- ³⁶ Y.-B. Yang, L.-M. Duan, and Y. Xu, *Phys. Rev. B* **98**, 165128 (2018).
- ³⁷ X. F. Zhou, X.-W. Luo, G. Chen, S. T. Jia and C. Zhang, [arXiv:1804.09282](https://arxiv.org/abs/1804.09282)(2018).
- ³⁸ Y. Xu and Y. Hu, [arXiv:1807.09732](https://arxiv.org/abs/1807.09732) (2018).
- ³⁹ L. Lu, L. Fu, J. D. Joannopoulos, and M. Soljačić, *Nat. photon.* **7**, 294 (2013).
- ⁴⁰ M. Xiao, W.-J. Chen, W.-Y. He, and C. T. Chan, *Nat. Phys.* **11**, 920 (2015).
- ⁴¹ D. Z. Rocklin, B. G. Chen, M. Falk, V. Vitelli, and T. C. Lubensky, *Phys. Rev. Lett.* **116**, 135503 (2016).
- ⁴² B. Q. Lv, H. M. Weng, B. B. Fu, X. P. Wang, H. Miao, J. Ma, P. Richard, X. C. Huang, L. X. Zhao, G. F. Chen, Z. Fang, X. Dai, T. Qian, and H. Ding, *Phys. Rev. X* **5**, 031013 (2015).
- ⁴³ S. Y. Xu, I. Belopolski, N. Alidoust, M. Neupane, G. Bian, C. Zhang, R. Sankar, G. Chang, Z. Yuan, C. C. Lee, S. M. Huang, H. Zheng, J. Ma, D. S. Sanchez, B. Wang, A. Bansil, F. Chou, P. P. Shibayev, H. Lin, S. Jia, and M. Z. Hasan, *Science* **349**, 613 (2015).

- ⁴⁴ L. Lu, Z. Wang, D. Ye, L. Ran, L. Fu, J. D. Joannopoulos, and M. Soljačić, *Science* **349**, 622 (2015).
- ⁴⁵ W.-J. Chen, M. Xiao, and C. T. Chan, *Nat. Commun.* **7**, 13038 (2016).
- ⁴⁶ B. Yang, Q. H. Guo, B. Tremain, R. J. Liu, L. E. Barr, Q. H. Yan, W. L. Gao, H. C. Liu, Y. J. Xiang, J. Chen, C. Fang, A. Hibbins, L. Lu, and S. Zhang, *Science* **359**, 1013 (2018).
- ⁴⁷ A. A. Soluyanov, D. Gresch, Z. Wang, Q. Wu, M. Troyer, X. Dai, and B. A. Bernevig, *Nature* **527**, 495 (2015).
- ⁴⁸ E. J. Bergholtz, Z. Liu, M. Trescher, R. Moessner, and M. Udagawa, *Phys. Rev. Lett.* **114**, 016806 (2015).
- ⁴⁹ Z. Yu, Y. Yao, and S. A. Yang, *Phys. Rev. Lett.* **117**, 077202 (2016).
- ⁵⁰ M. Udagawa and E. J. Bergholtz, *Phys. Rev. Lett.* **117**, 086401 (2016).
- ⁵¹ T. E. O'Brien, M. Diez, and C. W. J. Beenakker, *Phys. Rev. Lett.* **116**, 236401 (2016).
- ⁵² A. A. Zyuzin and R. P. Tiwari, *JETP Lett.* **103**, 717 (2016).
- ⁵³ K. Deng, G. Wan, P. Deng, K. Zhang, S. Ding, E. Wang, M. Yan, H. Huang, H. Zhang, Z. Xu, J. Denlinger, A. Fedorov, H. Yang, W. Duan, H. Yao, Y. Wu, S. Fan, H. Zhang, X. Chen, and S. Zhou, *Nat. Phys.* **12**, 1105 (2016).
- ⁵⁴ L. Huang, T. M. McCormick, M. Ochi, Z. Zhao, M. T. Suzuki, R. Arita, Y. Wu, D. Mou, H. Cao, J. Yan, N. Trivedi, and A. Kaminski, *Nat. Mater.* **15**, 1155 (2016).
- ⁵⁵ A. Liang, et al., [arXiv:1604.01706](https://arxiv.org/abs/1604.01706) (2016).
- ⁵⁶ A. Tamai, Q. S. Wu, I. Cucchi, F. Y. Bruno, S. Riccò, T. K. Kim, M. Hoesch, C. Barreateau, E. Giannini, C. Besnard, A. A. Soluyanov, and F. Baumberger, *Phys. Rev. X* **6**, 031021 (2016).
- ⁵⁷ S. Y. Xu, et al., *Science Advances* **3**, 6 (2017).
- ⁵⁸ J. Jiang, et al., *Nat. Commun.* **8**, 13973. (2017).
- ⁵⁹ A. Liang, et al., [arXiv:1604.01706](https://arxiv.org/abs/1604.01706) (2016).
- ⁶⁰ N. Xu, et al., [arXiv:1604.02116](https://arxiv.org/abs/1604.02116) (2016).
- ⁶¹ F. Y. Bruno, et al., *Phys. Rev. B* **94**, 121112(R) (2016).
- ⁶² J. Noh, S. Huang, D. Leykam, Y. D. Chong, K. P. Chen, and M. C. Rechtsman, *Nat. Phys.* **13**, 611 (2017).
- ⁶³ B. Yang, Q. H. Guo, B. Tremain, L. E. Barr, W. L. Gao, H. C. Liu, B. Béri, Y. J. Xiang, D. Y. Fan, A. P. Hibbins, and S. Zhang, *Nat. Commun.* **8**, 97 (2017).
- ⁶⁴ A. A. Burkov, M. D. Hook, and L. Balents, *Phys. Rev. B* **84**, 235126 (2011).
- ⁶⁵ C. Fang, H. Weng, X. Dai, and Z. Fang, *Chin. Phys. B* **25**, 117106 (2016).
- ⁶⁶ Y. K. Kim, B. J. Wieder, C. L. Kane, and A. M. Rappe, *Phys. Rev. Lett.* **115**, 036806 (2015).
- ⁶⁷ L. K. Lim, and R. Moessner, *Phys. Rev. Lett.* **118**, 016401 (2017).
- ⁶⁸ W. Chen, H.-Z. Lu, and J.-M. Hou, *Phys. Rev. B* **96**, 041102 (2017).
- ⁶⁹ Z. B. Yan, R. Bi, H. T. Shen, L. Lu, S.-C. Zhang, and Z. Wang, *Phys. Rev. B* **96**, 041103(R) (2017).
- ⁷⁰ P. Y. Chang, and C. H. Yee, *Phys. Rev. B* **96**, 081114 (2017).
- ⁷¹ R. Bi, Z. Yan, L. Lu, and Z. Wang, *Phys. Rev. B* **96**, 201305(R) (2017).
- ⁷² C. E. Rüter, K. G. Makris, R. El-Ganainy, D. N. Christodoulides, M. Segev, and D. Kip, *Nat. Phys.* **6**, 192 (2010).
- ⁷³ B. Peng, et al., *Nat. Phys.* **10**, 394 (2014).
- ⁷⁴ L. Feng, Z. J. Wong, R.-M. Ma, Y. Wang, and X. Zhang, *Science* **346**, 972 (2014).
- ⁷⁵ H. Hodaei, M. A. Miri, M. Heinrich, D. N. Christodoulides, and M. Khajavikhan, *Science* **346**, 975 (2014).
- ⁷⁶ J. M. Zeuner, M. C. Rechtsman, Y. Plotnik, Y. Lumer, S. Nolte, M. S. Rudner, M. Segev, and A. Szameit, *Phys. Rev. Lett.* **115**, 040402 (2015).
- ⁷⁷ B. Zhen, et al., *Nature* **525**, 354 (2015).
- ⁷⁸ T. Gao, et al., *Nature* **526**, 554 (2015).
- ⁷⁹ H. Xu, D. Mason, L. Jiang, and J. G. E. Harris, *Nature* **537**, 80 (2016).
- ⁸⁰ J. Li, A. K. Harter, J. Liu, L. de Melo, Y. N. Joglekar, and L. Luo, [arXiv:1608.05061](https://arxiv.org/abs/1608.05061) (2016).
- ⁸¹ S. Weimann, M. Kremer, Y. Plotnik, Y. Lumer, S. Nolte, K. G. Makris, M. Segev, M. C. Rechtsman, and A. Szameit, *Nat. Mater.* **16**, 433 (2017).
- ⁸² W. J. Chen, S. K. Özdemir, G. M. Zhao, J. Wiersig, and L. Yang, *Nature* **548**, 192 (2017).
- ⁸³ L. Xiao, X. Zhan, Z. H. Bian, K. K. Wang, X. Zhang, X. P. Wang, J. Li, K. Mochizuki, D. Kim, N. Kawakami, W. Yi, H. Obuse, B. C. Sanders, and P. Xue, *Nat. Phys.* **13**, 1117 (2017).
- ⁸⁴ H. Zhou, C. Peng, Y. Yoon, C. W. Hsu, K. A. Nelson, L. Fu, J. D. Joannopoulos, M. Soljačić, and B. Zhen, *Science* **359**, 1009 (2018).
- ⁸⁵ A. Cerjan, S. Huang, K. P. Chen, Y. Chong, and M. C. Rechtsman, [arXiv:1808.09541](https://arxiv.org/abs/1808.09541) (2018).
- ⁸⁶ M. S. Rudner and L. S. Levitov, *Phys. Rev. Lett.* **102**, 065703 (2009).
- ⁸⁷ K. Esaki, M. Sato, K. Hasebe, and M. Kohmoto, *Phys. Rev. B* **84**, 205128 (2011).
- ⁸⁸ C. E. Bardyn, M. A. Baranov, C. V. Kraus, E. Rico, A. Imamoglu, P. Zoller, and S. Diehl, *New J. Phys.* **15**, 085001 (2013).
- ⁸⁹ S. Malzard, C. Poli, and H. Schomerus, *Phys. Rev. Lett.* **115**, 200402 (2015).
- ⁹⁰ T. E. Lee, *Phys. Rev. Lett.* **116**, 133903 (2016).
- ⁹¹ Q.-B. Zeng, B. Zhu, S. Chen, L. You, and R. Lü, *Phys. Rev. A* **94**, 022119 (2016).
- ⁹² D. Leykam, K. Y. Bliokh, C. Huang, Y. Chong, and F. Nori, *Phys. Rev. Lett.* **118**, 040401 (2017).
- ⁹³ Y. Xu, S.-T. Wang, and L.-M. Duan, *Phys. Rev. Lett.* **118**, 045701 (2017).
- ⁹⁴ H. Menke and M. M. Hirschmann, *Phys. Rev. B* **95**, 174506 (2017).
- ⁹⁵ H. Shen, B. Zhen, and L. Fu, *Phys. Rev. Lett.* **120**, 146402 (2018).
- ⁹⁶ S. Lieu, *Phys. Rev. B* **97**, 045106 (2018).
- ⁹⁷ A. A. Zyuzin and A. Yu. Zyuzin, *Phys. Rev. B* **97**, 041203(R) (2018).
- ⁹⁸ C. Yin, H. Jiang, L. Li, R. Lü, and S. Chen, *Phys. Rev. A* **97**, 052115 (2018).
- ⁹⁹ S. Yao and Z. Wang, *Phys. Rev. Lett.* **121**, 086803 (2018).
- ¹⁰⁰ S. Yao and Z. Wang, *Phys. Rev. Lett.* **121**, 136802 (2018).
- ¹⁰¹ Z. Gong, Y. Ashida, K. Kawabata, K. Takasan, S. Higashikawa, and M. Ueda, *Phys. Rev. X* **8**, 031079 (2018).
- ¹⁰² A. Cerjan, M. Xiao, L. Yuan, and S. Fan, *Phys. Rev. B* **97**, 075128 (2018).
- ¹⁰³ J. Carlström and E. J. Bergholtz, *Phys. Rev. A* **98**, 042114 (2018).
- ¹⁰⁴ M. S. Rudner, M. Levin, and L. S. Levitov, [arXiv:1605.07652](https://arxiv.org/abs/1605.07652).
- ¹⁰⁵ K. Kawabata, S. Higashikawa, Z. Gong, Y. Ashida, and M. Ueda, [arXiv:1804.04676](https://arxiv.org/abs/1804.04676).

- ¹⁰⁶ K. Kawabata, K. Shiozaki, and M. Ueda, [arXiv:1805.09632](#).
- ¹⁰⁷ Y. Chen and H. Zhai, [arXiv:1806.06566](#).
- ¹⁰⁸ H. Wang, J. Ruan, and H. Zhang, [arXiv:1808.06162](#) (2018).
- ¹⁰⁹ K. Luo, J. Feng, Y. X. Zhao, and R. Yu, [arXiv:1810.09231](#) (2018).
- ¹¹⁰ Q.-B. Zeng, Y.-B. Yang, and Y. Xu, [arXiv:1901.08060](#) (2019).
- ¹¹¹ N. Goldman, J. C. Budich, and P. Zoller, *Nat. Phys.* **12**, 639 (2016).
- ¹¹² D.-W. Zhang, Y.-Q. Zhu, Y. X. Zhao, H. Yan, and S.-L. Zhu, [arXiv:1810.09228](#) (2018).
- ¹¹³ M. Atala, M. Aidelsburger, J. T. Barreiro, D. Abanin, T. Kitagawa, E. Demler, and I. Bloch, *Nat. Phys.* **9**, 795 (2013).
- ¹¹⁴ M. Aidelsburger, M. Atala, M. Lohse, J. T. Barreiro, B. Paredes, and I. Bloch, *Phys. Rev. Lett.* **111**, 185301 (2013).
- ¹¹⁵ H. Miyake, G. A. Siviloglou, C. J. Kennedy, W. Cody Burton, and W. Ketterle, *Phys. Rev. Lett.* **111**, 185302 (2013).
- ¹¹⁶ G. Jotzu, M. Messer, R. Desbuquois, M. Lebrat, T. Uehlinger, D. Greif, and T. Esslinger, *Nature* **515**, 237 (2014).
- ¹¹⁷ M. Aidelsburger, M. Lohse, C. Schweizer, M. Atala, J. T. Barreiro, S. Nascimbène, N. R. Cooper, I. Bloch, and N. Goldman, *Nat. Phys.* **11**, 162-166 (2015).
- ¹¹⁸ N. Fläschner, B. Rem, M. Tarnowski, D. Vogel, D.-S. Lühmann, K. Sengstock, and C. Weitenberg, *Science* **352**, 1091 (2016).
- ¹¹⁹ Z. Wu, L. Zhang, W. Sun, X.-T. Xu, B.-Z. Wang, S.-C. Ji, Y. J. Deng, S. Chen, X.-J. Liu, J.-W. Pan, *Science* **354**, 83 (2016).
- ¹²⁰ W. Sun, B.-Z. Wang, X.-T. Xu, C. R. Yi, L. Zhang, Z. Wu, Y. J. Deng, X.-J. Liu, S. Chen, J.-W. Pan, *Phys. Rev. Lett.* **121**, 150401 (2018).
- ¹²¹ S. Nakajima, T. Tomita, S. Taie, T. Ichinose, H. Ozawa, L. Wang, M. Troyer, and Y. Takahashi, *Nat. Phys.* **12**, 296 (2016).
- ¹²² M. Lohse, C. Schweizer, O. Zilberberg, M. Aidelsburger, and I. Bloch, *Nat. Phys.* **12**, 350 (2016).
- ¹²³ M. Lohse, C. Schweizer, H. M. Price, O. Zilberberg, and I. Bloch, *Nature* **553**, 55 (2018).
- ¹²⁴ P. S. Panahi, J. Struck, P. Hauke, A. Bick, W. Plenkers, G. Meineke, C. Becker, P. Windpassinger, M. Lewenstein, and K. Sengstock, *Nat. Phys.* **7**, 434 (2011).
- ¹²⁵ L. Tarruell, D. Greif, T. Uehlinger, G. Jotzu, and T. Esslinger, *Nature* **483**, 302 (2012).
- ¹²⁶ L. Huang, Z. Meng, P. Wang, P. Peng, S.-L. Zhang, L. Chen, D. Li, Q. Zhou, and J. Zhang, *Nat. Phys.* **12**, 540 (2016).
- ¹²⁷ Z. Meng, L. Huang, P. Peng, D. Li, L. C. Chen, Y. Xu, C. Zhang, P. Wang, and J. Zhang, *Phys. Rev. Lett.* **117**, 235304, (2016).
- ¹²⁸ X.-T. Xu, C.-R. Yi, B.-Z. Wang, W. Sun, Y. Deng, X.-J. Liu, S. Chen, and J.-W. Pan, *Science Bulletin* **63**, 1464, (2018).
- ¹²⁹ S. Sugawa, F. S. Carcoba, A. R. Perry, Y. C. Yue, and I. B. Spielman, *Science* **360**, 1429 (2018).
- ¹³⁰ B. Song, C. He, S. Niu, L. Zhang, Z. J. Ren, X.-J. Liu, and G. B. Jo, [arXiv:1808.07428](#) (2018).
- ¹³¹ H. Hu, L. Dong, Y. Cao, H. Pu, and X. J. Liu, *Phys. Rev. A* **90**, 033624 (2014).
- ¹³² K. J. Seo, L. Han, and C. A. R. Sá de Melo, *Phys. Rev. Lett.* **109**, 105303 (2012).
- ¹³³ Y. J. Lin, K. J. Garcia, and I. B. Spielman, *Nature* **471**, 83 (2011).
- ¹³⁴ J.-Y. Zhang, et al. *Phys. Rev. Lett.* **109**, 115301 (2012)
- ¹³⁵ P. Wang, Z.-Q. Yu, Z. Fu, J. Miao, L. Huang, S. Chai, H. Zhai, and J. Zhang, *Phys. Rev. Lett.* **109**, 095301, (2012).
- ¹³⁶ L. W. Cheuk, A. T. Sommer, Z. Hadzibabic, T. Yefsah, W. S. Bakr, and M. W. Zwierlein, *Phys. Rev. Lett.* **109**, 095302, (2012).
- ¹³⁷ C. Qu, et al. *Phys. Rev. A* **88**, 021604(R) (2013).
- ¹³⁸ A. J. Olson, et al. *Phys. Rev. A* **90**, 013616 (2014).
- ¹³⁹ X. Luo, et al. *Scientific Reports* **6**, 18983 (2016).
- ¹⁴⁰ N. Q. Burdick, Y. J. Tang, and B. L. Lev, *Phys. Rev. X* **6**, 031022 (2016).
- ¹⁴¹ B. Song, C. He, S. Zhang, E. Hagiyevev, W. Huang, X.-J. Liu, and G.-B. Jo, *Phys. Rev. A* **94**, 061604(R) (2016).
- ¹⁴² J. Li, et al. *Phys. Rev. Lett.* **117**, 185301 (2016).
- ¹⁴³ S. Kolkowitz, S. L. Bromley, T. Bothwell, M. L. Wall, G. E. Marti, A. P. Koller, X. Zhang, A. M. Rey, and J. Ye, *Nature* **542**, 66 (2017).
- ¹⁴⁴ J.-R. Li, et al. *Nature* **543**, 91 (2017).
- ¹⁴⁵ B. Song, L. Zhang, C. He, T. F. J. Poon, E. Hagiyevev, S. Zhang, X.-J. Liu, and G.-B. Jo, *Science Advances* **4**, 4748 (2018).
- ¹⁴⁶ V. Galitski and I. B. Spielman, *Nature* **494**, 49 (2013).
- ¹⁴⁷ H. Zhai, *Rep. Prog. Phys.* **78**, 026001 (2015).
- ¹⁴⁸ L. Zhang and X.-J. Liu, [arXiv: 1806.05628](#).
- ¹⁴⁹ Ya-Jie Wu, Wen-Yan Zhou, and Su-Peng Kou, *Phys. Rev. A* **95**, 023620 (2017).
- ¹⁵⁰ B. Huang and X. Yang, *J. Phys. B: At. Mol. Opt. Phys.* **51**, 015302 (2018).
- ¹⁵¹ W.-Y. Zhou, Y.-J. Wu, and S.-P. Kou, *Chinese Physics B*, **27**, 050302 (2018).
- ¹⁵² C. Chin, R. Grimm, P. Julienne, and E. Tiesinga, *Rev. Mod. Phys.* **82**, 1225 (2010).
- ¹⁵³ B. M. Anderson, G. Juzeliunas, V. M. Galitski, and I. B. Spielman, *Phys. Rev. Lett.* **108**, 235301 (2012).
- ¹⁵⁴ T. Dubček, C. J. Kennedy, L. Lu, W. Ketterle, M. Soljačić, and H. Buljan, *Phys. Rev. Lett.* **114**, 225301 (2015).
- ¹⁵⁵ Y. Xu and C. Zhang, *Phys. Rev. A* **93**, 063606 (2016).
- ¹⁵⁶ D.-W. Zhang, Y. X. Zhao, R.-B. Liu, Z.-Y. Xue, S.-L. Zhu, and Z. D. Wang, *Phys. Rev. A* **93**, 043617 (2016).
- ¹⁵⁷ A. M. Turner and A. Vishwanath, *Topol. Insul.* **6**, 293 (2013).
- ¹⁵⁸ P. Hosur and X. Qi, *C.R. Phys.* **14**, 857 (2013).
- ¹⁵⁹ O. Vafek, and A. Vishwanath, *Annu. Rev. Condens. Matter Phys.* **5**, 83 (2014).
- ¹⁶⁰ D. E. Kharzeev, *Prog. Part. Nucl. Phys.* **75**, 133 (2014).
- ¹⁶¹ T. Wehling, A. M. B. Schaffer, and A. V. Balatsky, *Adv. Phys.* **63**, 1 (2014).
- ¹⁶² W. W. Krempa, G. Chen, Y. B. Kim, and L. Balents, *Annu. Rev. Condens. Matter Phys.* **5**, 57 (2014).
- ¹⁶³ A. Burkov, *J. Phys. Condens. Matter* **27**, 113201 (2015).
- ¹⁶⁴ A. P. Schnyder and P. M. R. Brydon, *J. Phys. Condens. Matter* **27**, 243201 (2015).
- ¹⁶⁵ M. Z. Hassan, S. Y. Xu, and G. Bian, *Phys. Scr.* **164**, 014001 (2015).
- ¹⁶⁶ E. Witten, *La Rivista del Nuovo Cimento* **39**, 313 (2016).
- ¹⁶⁷ H. Weng, X. Dai, and Z. Fang, *J. Phys. Condens. Matter* **28**, 303001 (2016).
- ¹⁶⁸ A. Bansil, H. Lin, and T. Das, *Rev. Mod. Phys.* **88**, 021004 (2016).

- ¹⁶⁹ A. A. Burkov, *Nat. Mater.* **15**, 1145 (2016).
- ¹⁷⁰ S. Jia, S. Y. Xu, and M. Z. Hasan, *Nat. Mater.* **15**, 1140 (2016).
- ¹⁷¹ B. Yan and C. Felser, *Annu. Rev. Condens. Matter Phys.* **8**, 337 (2017).
- ¹⁷² M. Z. Hasan, S. Y. Xu, I. Belopolski, and S. M. Huang, *Annu. Rev. Condens. Matter Phys.* **8**, 289 (2017).
- ¹⁷³ L. Šmejkal, T. Jungwirth, and J. Sinova, *Phys. Status Solidi RRL* **11**, 1770317 (2017).
- ¹⁷⁴ A. Burkov, *Annu. Rev. Condens. Matter Phys.* **9**, 359 (2018).
- ¹⁷⁵ S. V. Syzranov and L. Radzihovsky, *Ann. Rev. Cond. Mat. Phys.* **9**, 35 (2018).
- ¹⁷⁶ N. P. Armitage, E. J. Mele, and A. Vishwanath, *Rev. Mod. Phys.* **90**, 015001 (2018).
- ¹⁷⁷ T. Meng and L. Balents, *Phys. Rev. B* **86**, 054504 (2012).
- ¹⁷⁸ G. B. Halasz and L. Balents, *Phys. Rev. B* **85**, 035103 (2012).
- ¹⁷⁹ M. O. Goerbig, J. N. Fuchs, G. Montambaux, and F. Piéchon, *Phys. Rev. B* **78**, 045415 (2008).
- ¹⁸⁰ B. J. Yang and N. Nagaosa, *Nat. Commun.* **5**, 4898 (2014).
- ¹⁸¹ H. Huang, S. Zhou, and W. Duan, *Phys. Rev. B* **94**, 121117 (2016).
- ¹⁸² M. Yan et al., *Nat. Commun.* **8**, 257 (2017).
- ¹⁸³ G. G. Pyrialakos, N. S. Nye, N. V. Kantartzis, and D. N. Christodoulides, *Phys. Rev. Lett.* **119**, 113901 (2017).
- ¹⁸⁴ H.-X. Wang, Y. Chen, Z. H. Hang, H.-Y. Kee, J.-H. Jiang, *Quantum Materials* **2**, 54 (2017).
- ¹⁸⁵ H. J. Noh, J. Jeong, E. J. Cho, K. Kim, B. I. Min, and B. G. Park, *Phys. Rev. Lett.* **119**, 016401 (2017).
- ¹⁸⁶ F. Fei et al., *Phys. Rev. B* **96**, 041201(R) (2017).
- ¹⁸⁷ Y. X. Zhao, A. P. Schnyder, and Z. D. Wang, *Phys. Rev. Lett.* **116**, 156402 (2016).
- ¹⁸⁸ S. Q. Shen, *Topological Insulators* (2012).
- ¹⁸⁹ N. B. Kopnin, T. T. Heikkilä, and G. E. Volovik, *Phys. Rev. B* **83**, 220503(R) (2011).
- ¹⁹⁰ S. Li, et. al., *Phys. Rev. B* **96**, 081106 (2017).
- ¹⁹¹ J. He, X. Kong, W. Wang, and S. P. Kou, [arXiv:1709.08287](https://arxiv.org/abs/1709.08287).
- ¹⁹² T.-R. Chang, et. al., [arXiv:1711.09167](https://arxiv.org/abs/1711.09167).
- ¹⁹³ N. Moiseyev, *Non-Hermitian quantum mechanics*, Cambridge University Press, Cambridge, 2011.
- ¹⁹⁴ M. V. Berry, *Czechoslovak Journal of Physics*, **54**, 1039 (2004).
- ¹⁹⁵ I. Rotter, *J. Phys. A: Math. Theor.* **42**, 153001 (2009).
- ¹⁹⁶ W. D. Heiss, *J. Phys. A: Math. Theor.* **45**, 444016 (2012).
- ¹⁹⁷ C. M. Bender and S. Boettcher, *Phys. Rev. Lett.* **80**, 5243 (1998).
- ¹⁹⁸ M. Kleman and O. D. Lavrentovich, *Soft Matter Physics: An Introduction*
- ¹⁹⁹ G. Sundaram and Q. Niu, *Phys. Rev. B* **59**, 14915 (1999).
- ²⁰⁰ Z. Zheng, M. Gong, X. Zou, C. Zhang, and G. Guo, *Phys. Rev. A* **87**, 031602(R) (2013).
- ²⁰¹ F. Wu, G. C. Guo, W. Zhang, and W. Yi, *Phys. Rev. Lett.* **110**, 110401 (2013).
- ²⁰² Y. Xu, C. Qu, M. Gong, and C. Zhang, *Phys. Rev. A* **89**, 013607 (2014).
- ²⁰³ P. Fulde and R. A. Ferrell, *Phys. Rev.* **135**, A550 (1964).
- ²⁰⁴ A. I. Larkin and Y. N. Ovchinnikov, *Zh. Eksp. Teor. Fiz.* **47**, 1136 (1964) [*Sov. Phys. JETP* **20**, 762 (1965)].
- ²⁰⁵ D. Xiao, M. C. Chang, and Q. Niu, *Rev. Mod. Phys.* **82**, 1959 (2010).
- ²⁰⁶ Y. Cao, S.-H. Zou, X.-J. Liu, S. Yi, G.-L. Long, and H. Hu, *Phys. Rev. Lett.* **113**, 115302 (2014).
- ²⁰⁷ Y. Xu and C. Zhang, *Phys. Rev. Lett.* **114**, 110401 (2015).
- ²⁰⁸ Y. Cao, X.-J. Liu, L. He, G.-L. Long, and H. Hu, *Phys. Rev. A* **91**, 023609 (2015).
- ²⁰⁹ X. Z. Ying and A. Kamenev, *Phys. Rev. Lett.* **121**, 086810 (2018).
- ²¹⁰ W.-Y. He, D.-H. Xu, B. T. Zhou, Q. Zhou, and K. T. Law, *Phys. Rev. A* **97**, 043618 (2018).
- ²¹¹ M. Z. Hasan, and C. L. Kane, *Rev. Mod. Phys.* **82**, 3045 (2010).
- ²¹² X. L. Qi and S. C. Zhang, *Rev. Mod. Phys.* **83**, 1057 (2011).
- ²¹³ J. Alicea, *Rep. Prog. Phys.* **75**, 076501 (2012).
- ²¹⁴ X.-J. Liu, K. T. Law, and T. K. Ng, *Phys. Rev. Lett.* **112**, 086401 (2014).
- ²¹⁵ B. J. Wieder, Y. Kim, A. M. Rappe, and C. L. Kane, *Phys. Rev. Lett.* **116**, 186402 (2016).
- ²¹⁶ B. Bradlyn, J. Cano, Z. Wang, M. G. Vergniory, C. Felser, R. J. Cava, and B. A. Bernevig, *Science* **353**, 6299 (2016).
- ²¹⁷ Y.-Q. Zhu, D.-W. Zhang, H. Yan, D.-Y. Xing, and S.-L. Zhu, *Phys. Rev. A* **96**, 033634 (2017).
- ²¹⁸ H. Hu, J. Hou, F. Zhang, and C. Zhang, *Phys. Rev. Lett.* **120**, 240401 (2018).
- ²¹⁹ I. C. Fulga, L. Fallani, and M. Burrello, *Phys. Rev. B* **97**, 121402(R) (2018).
- ²²⁰ X.-Y. Mai, Y.-Q. Zhu, Z. Li, D.-W. Zhang, and S.-L. Zhu, [arXiv:1810.11560](https://arxiv.org/abs/1810.11560) (2018).
- ²²¹ B. Lian and S.C. Zhang, *Phys. Rev. B* **94**, 041105 (2016).
- ²²² B. Lian and S.C. Zhang, *Phys. Rev. B* **95**, 235106 (2017).
- ²²³ H. M. Price, O. Zilberberg, T. Ozawa, I. Carusotto, and N. Goldman, *Phys. Rev. Lett.* **115**, 195303 (2015).