

# On balanced clustering with tree-like structures over clusters

Mark Sh. Levin \*

The article addresses balanced clustering problems with an additional requirement as a tree-like structure over the obtained balanced clusters. This kind of clustering problems can be useful in some applications (e.g., network design, management and routing). Various types of the initial elements are considered. Four basic greedy-like solving strategies (design framework) are considered: balancing-spanning strategy, spanning-balancing strategy, direct strategy, and design of layered structures with balancing. An extended description of the spanning-balancing strategy is presented including four solving schemes and an illustrative numerical example.

*Keywords:* balanced clustering, combinatorial optimization, spanning tree, heuristics, networking, applications

## Contents

<b>1</b>	<b>Introduction</b>	<b>1</b>
<b>2</b>	<b>Problem description and statement</b>	<b>2</b>
<b>3</b>	<b>Basic solving strategies</b>	<b>4</b>
3.1	Balancing-spanning strategy . . . . .	4
3.2	Spanning-balancing strategy . . . . .	5
3.3	Direct solving strategy . . . . .	10
3.4	Design of layered structures with balancing . . . . .	10
<b>4</b>	<b>On improvement/correction of solutions</b>	<b>11</b>
<b>5</b>	<b>Conclusion</b>	<b>11</b>
<b>6</b>	<b>Acknowledgments</b>	<b>11</b>

## 1. Introduction

Balancing clustering is often a significant part of many theoretical and practical problems. In this paper, special balanced clustering problems with an additional requirement as a tree-like structure over the obtained balanced clusters are considered. This kind of clustering problems can be useful in many network applications (e.g., network design, management and routing). The global quality of the solution is examined as quality of the obtained balanced clustering solution and quality of the spanning structure over the balanced clustering solution (i.e., two-component vector). Thus, the resultant problem is targeted to find the Pareto-efficient solution(s). Balanced clustering problems are often examined for the following basic cases (e.g., [70,71]): (i) cluster size requirement, (ii) cluster weight balance requirement, and (iii) cluster element structure requirement (here several types of the initial elements are considered). In the paper, the third case above is mainly under examination. Here, the solution quality is based on multiset estimate [64,66,70,71]. The following kinds of basic spanning trees can be considered: degree balanced tree and height balanced tree. Quality of the balanced structure is a proximity between obtained spanning

---

\*Mark Sh. Levin: Inst. for Inform. Transmission Problems, Russian Academy of Sciences; <http://www.mslevin.iitp.ru>; email: mslevin@acm.org

structure and the basic type of balanced structure. The considered problems are illustrated by numerical examples.

Four basic greedy-like solving strategies are considered: balancing-spanning strategy, spanning-balancing strategy, direct strategy, and design of layered structures with balancing. An extended description of the spanning-balancing strategy is presented including four solving schemes and an illustrative numerical example. Approaches for improvement of the obtained solutions are briefly pointed out.

## 2. Problem description and statement

A general glance to balanced clustering problems has been presented in [70,71]. Here a special balanced clustering problem is examined when the solution involves balanced clustering solution and a spanning structure (e.g., tree) over the obtained balanced clusters (Fig. 1).

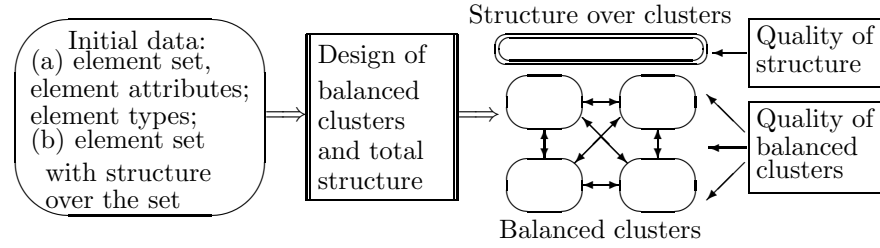


Fig. 1. Balanced clustering with structure over clusters

Some designations are as follows (e.g., [64,66,67,69,70,71]).

Let  $A = \{a_1, \dots, a_i, \dots, a_n\}$  be an initial set of items;  $\tilde{X} = \{X_1, \dots, X_j, \dots, X_k\}$  be a clustering solution where  $X_j \subseteq A$  (for simplification without intersections:  $|X_{j_1} \cap X_{j_2}| = 0 \quad \forall 1 \leq j_1 < j_2 \leq k$ ). The following types of items are considered: type 1, ..., type  $\xi$ , ..., type  $l$ . The description of cluster  $X_j$  by its element types is (vector, multiset estimate [64,66,70,71]):  $e(X_j) = (\eta_1(X_j), \dots, \eta_\xi(X_j), \dots, \eta_l(X_j))$  where  $\eta_\xi(X_j)$  is the number of elements of type  $\xi$  which are contained in cluster  $X_j$ ,  $\sum_{\xi=1, \dots, l} \eta_\xi(X_j) = |X_j|$ .

Fig. 2 depicts four types of items (elements) and several cluster examples. Here, descriptions of the clusters by element types are:  $e(X_1) = (0, 0, 0, 4)$ ,  $e(X_2) = (0, 0, 0, 3)$ ,  $e(X_3) = (0, 0, 1, 3)$ ,  $e(X_4) = (0, 0, 1, 2)$ ,  $e(X_5) = (0, 1, 2, 1)$ ,  $e(X_6) = (0, 1, 1, 1)$ ,  $e(X_7) = (1, 1, 1, 1)$ , and  $e(X_8) = (0, 1, 2, 0)$ .

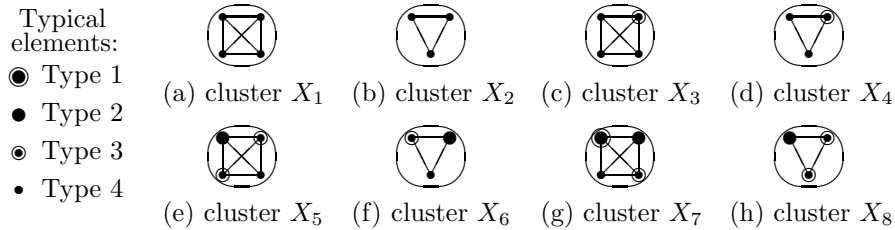


Fig. 2. Illustrative example: typical elements and clusters

Some illustrative examples of the problem solutions are shown in figures:

- (a) clusters balanced by cluster size (about 4), tree-like structure over clusters (Fig. 3);
- (b) clusters balanced by cluster size (about 4) and types of elements (three elements of type 1, one element of type 2), tree-like structure over clusters (Fig. 4);
- (c) clusters are divided by layers, clusters are balanced at each layer (by element types, by element number), layered structure over clusters (Fig. 5); basic cluster structure by element types: bottom layer: three elements of type 4, one element of type 3; medium layer: three elements of type 3, one element of type 2; top layer: three elements of type 2, one element of type 1.

Evidently, the quality of the obtained solution involves two parts:

- (i) quality of balanced clustering, e.g., proximity for each cluster to the specified requirements to the cluster (e.g., by element number, by total element weight, by element types) (e.g., [70,71]);
- (ii) quality of the structure over the balanced clusters (e.g., proximity to a specified structure as chain, tree, balanced tree, hierarchy) (e.g., [66]).

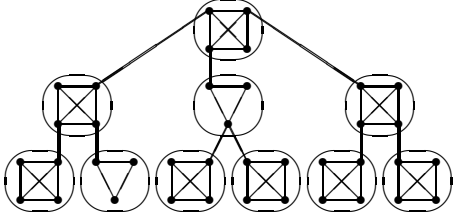


Fig. 3. Example (element numbers balance)

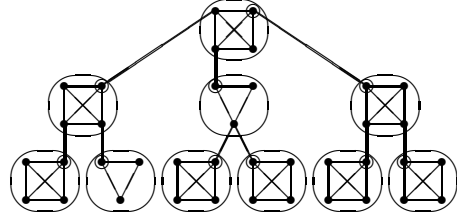


Fig. 4. Example (element type balance)

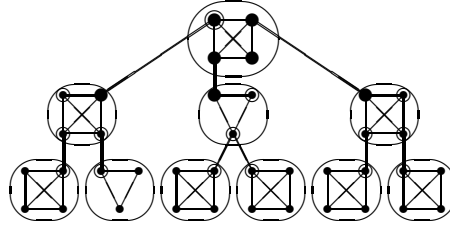


Fig. 5. Three-layer structure

Consider the evaluation of balanced clusters. Let  $e^0 = (\eta_1^0, \dots, \eta_\xi^0, \dots, \eta_l^0)$  be an estimate of the required structure (by element types) for the balanced cluster. Thus, proximity between the required structure and cluster  $X_j$  is (e.g., difference by components):  $\delta(e(X_j), e^0)$ . For simplification, the following definition can be used:  $\delta(e(X_j), e^0) = \sum_{\xi=1, l} |\eta_\xi(X_j) - \eta_\xi^0|$ . For the balance clustering solution  $\tilde{X}$ , quality estimate of the cluster balance can be considered as follows (for example):  $Q^{cb} = \max_{j=1, k} \delta(e(X_j), e^0)$ .

The following basic typical spanning structures can be used [2,5,21,28,43,59,65,66,88]: (i) various minimum spanning trees (i.e., by total tree weight,  $T^m$ ) [24,28,42,43,59], (ii) degree balanced trees ( $T^d$ , Fig. 6) [17,21,85] (including  $k$ -ary trees [88], degree-bounded trees [60]), (iii) height balanced trees ( $T^h$ ) [1,2,25,28,43,57,59] (Fig. 7), (iv) weight balanced trees ( $T^w$ ) (e.g., balance of the sizes of subtrees in each node) [14,49,80], and (v) special multi-layer structures [65,66].

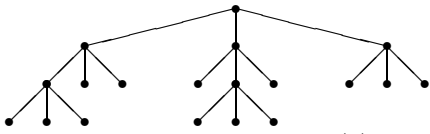


Fig. 6. Balanced by degree (3) tree

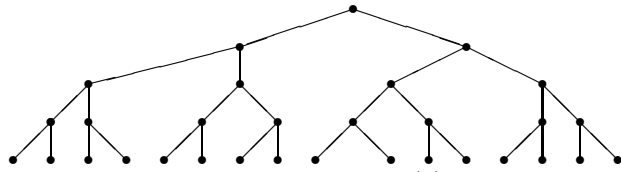


Fig. 7. Balanced by height (3) tree

Let  $T^r$  be a required structure (e.g., the above-mentioned type of tree),  $T(\tilde{X})$  be a spanning structure (tree) over obtained balanced clusters for clustering solution  $\tilde{X}$ . Note some proximities of structures (e.g., trees) have been briefly described in [65,66]. Quality estimate of the spanning structure is:  $Q^s = \Delta(T(\tilde{X}), T^r)$ . As a result, the total quality estimate of clustering solution  $\tilde{X}$  with corresponding spanning structure (tree)  $T(\tilde{X})$  is a vector:  $(Q^{cb}, Q^s) = (\max_{j=1, k} \delta(e(X_j), e^0), \Delta(T(\tilde{X}), T^r))$ . Finally, the problem of balanced clustering with a required spanning structure can be examined as follows:

Find the balanced clustering solution  $\tilde{X}$  and corresponding spanning structure (tree) for the obtained clusters  $T(\tilde{X})$  such that  $(Q^{cb}, Q^s) \Rightarrow \min$ .

Evidently, Pareto efficient solutions have to be examined here.

In the case of multi-layer structures, the following evident general solving scheme can be considered: (1) dividing the initial item set into subsets (each subset corresponds to solution layer), (2) solving the problem above for each layer, (3) connection of the layers. In some cases, item dividing and spanning stages can be integrated (e.g., in maximum leaf spanning tree problem).

In general, versions of the above-mentioned problem are very complicated (its subproblems belong to class of NP-hard problems). Only some simplifying versions may be polynomial solvable. Thus, composite

solving schemes (frameworks, strategies) can be used: combinations of subproblems as balanced clustering and spanning problem(s). Note phases of the above-mentioned solving strategies can be based on the following: (i) heuristics (e.g., greedy algorithms, approximation algorithms), (ii) enumerative methods, (iii) polynomial algorithms (for simple cases, e.g., minimum spanning tree).

### 3. Basic solving strategies

Generally, four basic greedy-like solving strategies can be considered (Table 1.). Further, the schemes are described. Here the cluster balance requirement is mainly based on cluster element structure.

**Table 1.** Basic solving strategies

No.	Strategy	Stages
1.	Balancing-spanning strategy:	(1) balanced clustering,
2.	Spanning-balancing strategy:	(2) spanning structure (e.g., spanning tree) over clusters (1) spanning structure (e.g., spanning tree) over items, (2) balanced partitioning the spanning structure (e.g., tree partitioning)
3.	Direct solving strategy:	item clustering while taking into account requirements of cluster balances and spanning structure
4.	Design of balanced layered structure:	(1) dividing the item set into subsubsets corresponding to layers (selection of items/nodes for each layer), (2) balanced clustering of items at each layer while taking into account the requirement of spanning structure over the clusters, (3) connection of layers (including assignment/selection of the cluster heads for the connection/allocation)

#### 3.1. Balancing-spanning strategy

This solving strategy (strategy 1) involves two phases:

*Phase 1.* Balanced clustering of the initial set of elements [70,71].

*Phase 2.* Design of a structure over the obtained balanced clusters (e.g., solving some spanning tree problem over the obtained clusters, basic spanning tree problems are pointed out in Table 2).

The approach above is a basic one and is used in many network applications (e.g., design, management, routing).

**Table 2.** Basic spanning problems/methods

No.	Research	Source(s)
1.	Minimum spanning trees problems:	
1.1.	Basic minimum spanning tree problems	[24,28,42,43,82]
1.2.	Minimum diameter spanning tree problem	[45]
1.3.	Minimum spanning forest problems	[43,83]
1.4.	Minimum spanning multi-tree problems	[44,51,91]
1.5.	Leaf-constrained minimum spanning tree problem (similar to maximum leaf spanning tree problem)	[86]
2.	Multicriteria (multi-objective) spanning tree problems:	
2.1.	Spanning tree problem with multiple objectives	[48]
2.2.	Multi-criteria minimum spanning tree problem	[9,22]
2.3.	Combining linear and non-linear objectives in spanning tree problems	[32]
3.	Spanning trees with maximum number of leafs problems:	
3.1.	Maximum leaf spanning tree problems	[38,41,43,74,75,87]
3.2.	Maximum leaf spanning arborescence problem	[33]
3.3.	Spanning trees with many leafs problems	[58,87]
3.4.	Spanning directed trees with many leaves problem	[4]
3.5.	Connected dominating set problems (in sense of exact algorithms, the problem is equivalent to maximum leaf spanning tree problem)	[15,18,23,43,92]
4.	Balanced spanning tree problems:	
4.1.	Balanced spanning trees problems	[2,21,28,43,59]
4.2.	Height balanced spanning tree problems	[1,2,28,43,59]
4.3.	Degree balanced spanning tree problems	[17,21,85]

### 3.2. Spanning-balancing strategy

The strategy (strategy 2) involves two phases:

*Phase 1.* Design of a spanning structure over the initial set of elements (e.g., solving some spanning tree problem over the initial set of elements) (e.g., Table 2).

*Phase 2.* Design of the balanced clusters (e.g., by condensing of the neighbor elements) while taking into account the obtained general structure. Here, structure-partitioning problem and corresponding methods can be used, e.g., tree (hierarchy)-partitioning (Table 3).

**Table 3.** Some partitioning of trees/hierarchies approaches

No.	Research	Source(s)
1.	Polynomial algorithms for partitioning a tree into single-center subtrees to minimize flat service costs	[7]
2.	Shifting algorithm techniques for the partitioning of trees	[12]
3.	Max-min tree partitioning	[81]
4.	Uniform centered partitions of trees	[61]
5.	Balanced partitioning of trees	[37]
6.	Tree partitioning problem	[77]
7.	Graph tree partition problems	[27]
8.	Minimum bounded edge-partition of a tree	[35]
9.	Partitioning hierarchically clustered complex networks (via size-constrained graph clustering)	[78]
10.	Optimal hierarchical graph decompositions (for congestion minimization in network)	[84]
11.	Clustering based on minimum spanning tree	[47,67]
12.	Clustering based on minimum and maximum spanning trees	[10]
13.	Tree partitions for cryptographic access control	[29]

Further, four greedy-like solving schemes are described. The strategies are based on detection/selection of “condensing”/integration points (node(s) or edge(s) of the examined tree). The neighbor node of the “condensing” point are integrated with the point to get the resultant balanced cluster or its part (while taking into account the requirements/rules to the cluster). The following four types of the “condensing” points are considered:

- (1) minimum weight edge (as in agglomerative/hierarchical clustering) (Fig. 8);
- (2) leaf nodes: minimum weight edge from a leaf node to its neighbor node (bottom-up solving procedure) (Fig. 9);
- (3) root node, i.e., minimum weight edge from root node to its neighbor node (up-down solving procedure) (Fig. 10);
- (4) “condensing” points are obtained by using a special location procedure (Fig. 11).

The solving schemes are as follows:

**Scheme 2.1.** Detection of the minimum weight edge(s) (Fig. 8):

*Stage 1.* Analysis of the initial tree. Detection of the minimum weight edge ( $a', a''$ ), Usually  $a'$  and  $a''$  are of different types.

*Stage 2.* Building the integrated node:  $J_{a', a''} = a' \& a''$

*Stage 3.* Addition of the neighbor node to the integrated node  $J$  to get the required (by element structure) cluster (or quasi-cluster).

*Stage 4.* Correction of the initial tree by deletion of the obtained cluster.

*Stage 5.* Analysis of the new tree. Go To Stage 1 to examine the obtained tree if it exists, otherwise Go To Stage 6.

*Stage 6.* Analysis of the resultant clustering solution. In the case of separated nodes, joining (addition) of the node(s) to the closest cluster (or general allocation of the separate nodes to clusters). Evaluation of the solution.

*Stage 7.* Stopping.

**Scheme 2.2.** Detection of the minimum weight edge(s) for leaf node(s) (Fig. 9):

*Stage 1.* Analysis of the initial tree. Detection of the leaf node  $b$  with minimum weight edge to its neighbor node  $a$ ; it is preferred that  $b$  and  $a$  are of different types.

*Stage 2.* Building the integrated node:  $J_{b,a} = b \& a$

*Stage 3.* Addition of the neighbor node to the integrated node  $J$  to get the required (by element structure) cluster (or quasi-cluster).

*Stage 4.* Correction of the initial tree by deletion of the obtained cluster.

*Stage 5.* Analysis of the new tree. Go To Stage 1 to examine the obtained tree if it exists, otherwise Go To Stage 6.

*Stage 6.* Analysis of the resultant clustering solution. In the case of separated nodes, joining (addition) of the node(s) to the closest cluster (or general allocation of the separate nodes to clusters). Evaluation of the solution.

*Stage 7.* Stopping.

**Scheme 2.3.** Detection of the minimum weight edge(s) for root node(s) (Fig. 10):

*Stage 1.* Analysis of the initial tree. Detection of the neighbor node  $a$  for root  $r$  with minimum weight edge between them; it is preferred that  $r$  and  $a$  are of different types.

*Stage 2.* Building the integrated node:  $J_{r,a} = r \& a$ .

*Stage 3.* Addition of the neighbor node to the integrated node  $J$  to get the required (by element structure) cluster (or quasi-cluster).

*Stage 4.* Correction of the initial tree by deletion of the obtained cluster.

*Stage 5.* Analysis of the new tree(s). Go To Stage 1 to examine the obtained tree if it exists, otherwise Go To Stage 6.

*Stage 6.* Analysis of the resultant clustering solution. In the case of separated nodes, joining (addition) of the node(s) to the closest cluster (or general allocation of the separate nodes to clusters). Evaluation of the solution.

*Stage 7.* Stopping.

**Scheme 2.4.** Cluster centers based procedure (it is similar to  $c$ -mean clustering approach) (Fig. 11):

*Stage 1.* Analysis of the initial tree. Detection of a set of special nodes (e.g., nodes of type 1) as cluster centers  $c^1, \dots, c^\gamma, \dots, c^\lambda$ .

*Stage 2.* Detection of cluster center  $c^\gamma$  that have its neighbor node  $a$  (another node type is preferable) with the minimum edge weight.

*Stage 3.* Building the integrated node:  $J_{c^\gamma,a} = c^\gamma \& a$

*Stage 4.* Addition of the neighbor node to the integrated node  $J$  to get the required (by element structure) cluster (or quasi-cluster).

*Stage 5.* Correction of the initial tree by deletion of the obtained cluster.

*Stage 6.* Analysis of the new tree(s). Go To Stage 1 to examine the obtained tree if it exists, otherwise Go To Stage 7.

*Stage 7.* Analysis of the resultant clustering solution. In the case of separated nodes, joining (addition) of the node(s) to the closest cluster (or general allocation of the separate nodes to clusters). Evaluation of the solution.

*Stage 8.* Stopping.

It is reasonable to point out the following:

*Note 1.* The above-mentioned solving schemes are polynomial (their complexities equal  $O(n^2)$  or less).

*Note 2.* Evidently, the described solving schemes can be transform into parallel procedures (i.e., parallel examination and usage of the “condensing” points, etc.).

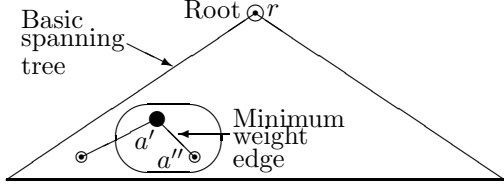


Fig. 8. Minimum weight edge

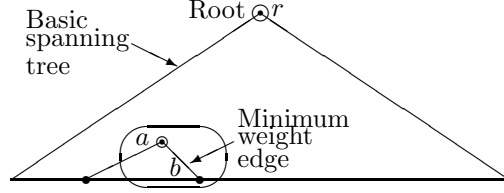


Fig. 9. Leaf node with minimum weight edge

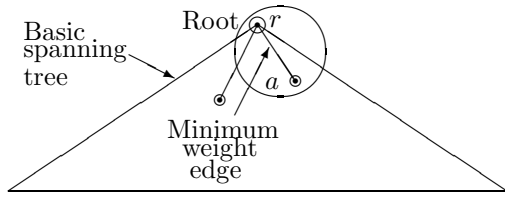


Fig. 10. Root with minimum weight edge

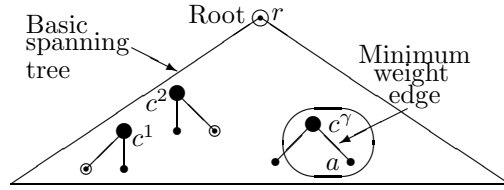


Fig. 11. Cluster center, minimum weight edge

Now an illustrative numerical example is considered:

- (a) an initial element (item) set and their parameters are contained in Table 4:  $A = \{a_1, \dots, a_i, \dots, a_{21}\}$ ;
- (b) the edge weights between item pairs  $a_{i_1}$  and  $a_{i_2}$  ( $1 \leq i_1 < i_2 \leq 18$ ) are contained in Table 5;
- (c) a basic (obtained) minimum spanning tree structure (by edge weights/proximities) is shown in Fig.

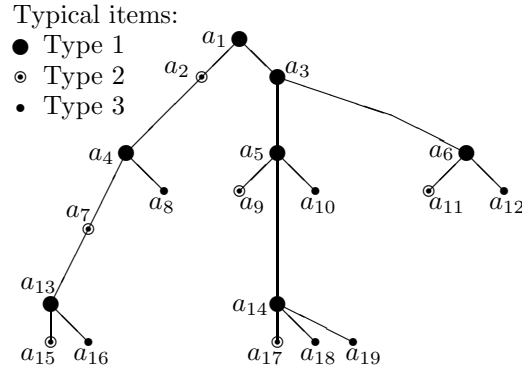
12.

**Table 4.** Elements and their parameters

No.	Item	Item type	Number of balanced cluster
	$a_i$	$\xi$	$X_j$ (in solution $\tilde{X}$ )
1.	$a_1$	1	6
2.	$a_2$	2	6
3.	$a_3$	1	6
4.	$a_4$	1	2
5.	$a_5$	1	5
6.	$a_6$	1	3
7.	$a_7$	2	2
8.	$a_8$	3	2
9.	$a_9$	2	5
10.	$a_{10}$	3	5
11.	$a_{11}$	2	3
12.	$a_{12}$	1	3
13.	$a_{13}$	1	4
14.	$a_{14}$	1	1
15.	$a_{15}$	2	4
16.	$a_{16}$	3	4
17.	$a_{17}$	2	1
18.	$a_{18}$	3	1
19.	$a_{19}$	3	1

**Table 5.** Edge weights between items  $a_{i_1}$  and  $a_{i_2}$ 

$i_1$	$i_2 :$	2	3	4	5	6	7	8	9	10	11	12	13	14	15	16	17	18	19
1		2.5	2.8	*	*	*	*	*	*	*	*	*	*	*	*	*	*	*	*
2			*	3.0	*	*	*	*	*	*	*	*	*	*	*	*	*	*	*
3				*	3.5	4.1	*	*	*	*	*	*	*	*	*	*	*	*	*
4					*	*	1.0	0.6	*	*	*	*	*	*	*	*	*	*	*
5						*	*	*	1.3	1.2	*	*	*	*	*	*	*	*	*
6							*	*	*	*	1.1	1.0	*	*	*	*	*	*	*
7								*	*	*	*	*	4.2	*	*	*	*	*	*
8									*	*	*	*	*	*	*	*	*	*	*
9										*	*	*	*	*	*	*	*	*	*
10											*	*	*	*	*	*	*	*	*
11												*	*	*	*	*	*	*	*
12													*	*	*	*	*	*	*
13														*	1.1	1.3	*	*	*
14															*	*	1.0	0.5	2.0
15																*	*	*	*
16																	*	*	*
17																		*	*
18																			*

**Fig. 12.** Basic spanning tree

It is assumed the required structure of the balanced cluster is: node of type 1, node of type 2, node of type 3. The corresponding estimate of the cluster structure equals  $e^0 = (1, 1, 1)$ . The basic set of leaf nodes is:  $L = \{a_8, a_9, a_{10}, a_{11}, a_{12}, a_{15}, a_{16}, a_{17}, a_{18}, a_{19}\}$  (Table 6).

**Table 6.** Leaf nodes and corresponding distances

Leaf node $a_i$	Edge $(a_i, b)$	Edge weight $w(a_i, b)$
I. Basic leaf nodes:		
$a_8$	$(a_8, a_4)$	0.6
$a_9$	$(a_9, a_5)$	1.3
$a_{10}$	$(a_{10}, a_5)$	1.2
$a_{11}$	$(a_{11}, a_6)$	1.3
$a_{12}$	$(a_{12}, a_6)$	1.0
$a_{15}$	$(a_{15}, a_{13})$	1.1
$a_{16}$	$(a_{16}, a_{13})$	1.3
$a_{17}$	$(a_{17}, a_{14})$	1.0
$a_{18}$	$(a_{18}, a_{14})$	0.5
$a_{19}$	$(a_{19}, a_{14})$	2.0
II. Additional leaf nodes:		
$a_2$	$(a_2, a_1)$	2.5
$a_3$	$(a_3, a_1)$	2.8



Solving scheme 2.2 is used as follows:

*1st algorithm step:* Selection of the minimum weight edge:  $(a_{18}, a_{14})$  (weight  $w(a_i, b) = 0.5$ ). Integration of nodes:  $J_{a_{18}, a_{14}} = a_{18} \& a_{14}$  (an initial part of cluster). Evident addition of node  $a_{17}$  to the integrated node to obtain a balanced (by element structure) cluster  $X_1 = \{a_{14}, a_{17}, a_{18}\}$ , estimate of the cluster structure is:  $e(X_1) = (1, 1, 1)$ .

*2nd algorithm step:* Selection of the minimum weight edge:  $(a_8, a_4)$  (weight  $w(a_i, b) = 0.6$ ). Integration of nodes:  $J_{a_8, a_4} = a_8 \& a_4$  (an initial part of cluster). Evident addition of node  $a_7$  to the integrated node to obtain a balanced (by element structure) cluster  $X_2 = \{a_4, a_7, a_8\}$ , estimate of the cluster structure is:  $e(X_2) = (1, 1, 1)$ .

Note,  $a_2$  is an additional leaf node (addition in Table 24).

*3rd algorithm step:* Selection of the minimum weight edge:  $(a_{12}, a_6)$  (weight  $w(a_i, b) = 1.0$ ). Integration of nodes:  $J_{a_{12}, a_6} = a_{12} \& a_6$  (an initial part of cluster). Evident addition of node  $a_{11}$  to the integrated node to obtain a balanced (by element structure) cluster  $X_3 = \{a_6, a_{11}, a_{12}\}$ , estimate of the cluster structure is:  $e(X_3) = (1, 1, 1)$ .

*4th algorithm step:* Selection of the minimum weight edge:  $(a_{15}, a_{13})$  (weight  $w(a_i, b) = 1.1$ ). Integration of nodes:  $J_{a_{15}, a_{13}} = a_{15} \& a_{13}$  (an initial part of cluster). Evident addition of node  $a_{16}$  to the integrated node to obtain a balanced (by element structure) cluster  $X_4 = \{a_{13}, a_{15}, a_{16}\}$ , estimate of the cluster structure is:  $e(X_2) = (1, 1, 1)$ .

*5th algorithm step:* Selection of the minimum weight edge:  $(a_{10}, a_5)$  (weight  $w(a_i, b) = 1.2$ ). Integration of nodes:  $J_{a_{10}, a_5} = a_{10} \& a_5$  (an initial part of cluster). Evident addition of node  $a_9$  to the integrated node to obtain a balanced (by element structure) cluster  $X_5 = \{a_5, a_9, a_{10}\}$ , estimate of the cluster structure is:  $e(X_5) = (1, 1, 1)$ .

Note,  $a_3$  is an additional leaf node (addition in Table 24). The obtained tree is shown in Fig. 13.

*6th algorithm step:* Selection of the minimum weight edge:  $(a_2, a_1)$  (weight  $w(a_i, b) = 2.5$ ). Integration of nodes:  $J_{a_2, a_1} = a_2 \& a_1$  (an initial part of cluster). Evident addition of node  $a_3$  to the integrated node to obtain a balanced (by element structure) cluster  $X_6 = \{a_1, a_2, a_3\}$ , estimate of the cluster structure is:  $e(X_5) = (2, 1, 0)$ .

Note, the obtained cluster has not the required element structure.

*7th algorithm step:* Extension of cluster  $X_1$  by the separated node  $a_{19}$ :  $\overline{X}_1 = X_1 \& a_{19}$ ,  $e(\overline{X}_1) = (1, 1, 2)$ .

Thus, the obtained clustering solution is:  $\tilde{X} = \{\overline{X}_1, X_2, X_3, X_4, X_5, X_6\}$  (Fig. 14, Table 4).

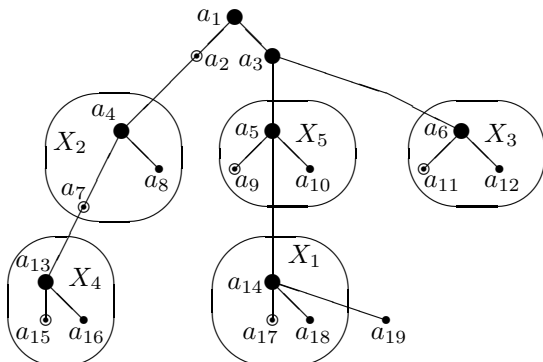


Fig. 13. Spanning tree (after algorithm step 5)

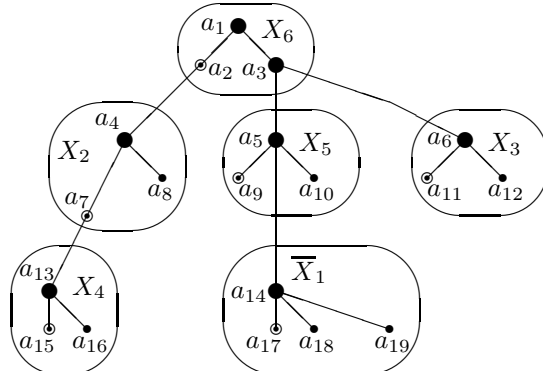


Fig. 14. Spanning tree (after algorithm step 7)

The quality of the balanced clustering can be calculated as follows [70,71] (it is assumed  $X_1 = \overline{X}_1$ ):

$$Q^{cb}(\tilde{X}) = \max_{j=1,6} \delta(e(X_j), e^0) = \max[\delta(e(X_1), e^0), \delta(e(X_6), e^0)] = \max[1, 2] = 2.$$

### 3.3. Direct solving strategy

This strategy can be considered as hierarchical (agglomerative) clustering (bottom-up procedure) while taking into account special balance requirements (e.g, by cluster size, by cluster element structure). Some hierarchical clustering approaches are pointed out in Table 7.

**Table 7.** Some hierarchical clustering studies (surveys, methods)

No.	Research	Some sources
1.	General surveys on clustering	[53,54]
2.	Surveys on combinatorial clustering	[67,69]
3.	Approximate hierarchical clustering via sparsest cut and spreading metrics	[20]
4.	Performance guarantees for hierarchical clustering	[31]
5.	Cost function for similarity-based hierarchical clustering	[30]
6.	General approach for incremental approximation and hierarchical clustering	[73]
7.	Hierarchical clustering based on ordinal estimates	[62,67]
8.	Hierarchical clustering algorithm based on the Hungarian method	[46]
9.	Graph-based hierarchical conceptual clustering	[56]
10.	Hierarchical graph decompositions (in network)	[84]
11.	Hierarchical agglomerative clustering (in wireless sensor networks)	[76]
12.	Hierarchical clustering for categorical data (using a probabilistic rough set model)	[72]
13.	Hierarchical clustering via joint between-within distances (extending Ward's minimum variance method)	[89]
14.	Interval competitive agglomeration clustering algorithm	[55]
15.	Unsupervised multidimensional hierarchical clustering	[34]

In [67], the procedure and numerical example of hierarchical balanced clustering (while taking into account cluster sizes) are described.

Note, the procedure of hierarchical balanced clustering while taking into account cluster element structure is similar to the above-mentioned procedure. On the other hand, this strategy is similar to strategy 2.2 from the previous section.

### 3.4. Design of layered structures with balancing

Here the following evident three phase solving strategy can be considered:

*Phase 1.* Dividing the initial set of elements to obtain several subset (each obtained element subset corresponds to a specified solution layer). Here, various procedures can be used, for example: (i) selection of the elements, (ii) special spanning problems (e.g., maximum leaf node spanning tree problem, independent set problem).

*Phase 2.* Solving a special balanced clustering problem at each layer.

*Phase 3.* Connection of the layers (i.e., connecting the elements of different layers).

A illustrative example of the balanced three layered structure is depicted in Fig. 15 (four types of items are considered). Several solving schemes for the design of layered structured (including layered networks) are described in [65,66]. Note, some multi-node cluster at top network layers can be considered as composite hubs (e.g., communication networks, transportation networks).

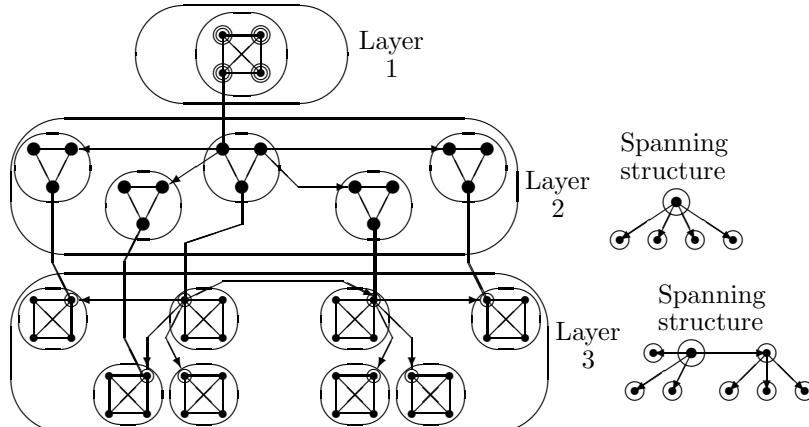


Fig. 15. Example of balanced layered structure

#### 4. On improvement/correction of solutions

The improvement/correction procedure of preliminary obtained solution is important additional part of the solving strategies. In Table 8, the basic problem elements which are under modification operations in improvement/correction approaches are pointed out. Four basic approaches for solution improvement in combinatorial optimization are pointed out in Table 9.

**Table 8.** Basic problem element modification operations

No.	Element under modification	Operations
1.	Element as node/vertex (e.g., graph, network)	1.Deletion 2.Addition 3.Condensing (unification) 4.Decoupling (disintegration)
2.	Element as edge/arc (e.g., graph, network)	1.Deletion 2.Addition 3.Condensing (unification) 4.Decoupling (disintegration)
3.	Element group, cluster	1.Deletion 2.Addition 3.Condensing (unification) 4.Decoupling (disintegration)
3.	Structure over elements/clusters (e.g., spanning structure over elements/clusters, i.e., tree, chain, forest, hierarchy, etc.)	1.Augmentation 2.Decoupling (disintegration) 3.Transformation to another structure

**Table 9.** Solution improvement/correction approaches

No.	Research direction	Source(s)
1.	Improvement algorithm as part of local optimization and heuristic procedures (e.g., exchange techniques, reassignment/recoloring)	[3,26,28,43,50,79,90]
2.	Augmentation problems as modification of an initial graph/network (e.g., addition/correction of solution components as vertices or/and edges/arcs) to get the solution (i.e., graph/network) with a required property(ies), e.g., the required level of the graph/network connectivity	[36,39,40,43,52]
4.	Independence free graphs and vertex connectivity augmentation	[52]
3.	Reoptimization (small correction of an initial solution to improve its quality as improvement of the solution objective function(s))	[8,11,13,16]
4.	Restructuring problems (modification of an initial solution while taking into account two criteria: minimum modification cost, minimum proximity to a next solution at the next time stage)	[63,68]

#### 5. Conclusion

The paper describes the author outline of heuristic solving frameworks to the design of balanced clustering solutions and spanning structures (e.g., tree) over the obtained clusters. Four basic greedy-like solving strategies are described. Examples illustrate the problems and solving procedures. Generally, the paper has a preliminary character. The material has to be extended in the future. It may be reasonable to point out some prospective research directions: (1) examination and usage of multicriteria and fuzzy problem formulations; (2) consideration of other types of spanning structures over the obtained balanced clusters (e.g., chain, forest, hierarchy); (3) study of other solving approaches (e.g., random algorithms); (4) design of a software system for implementation of the considered problems and solving schemes; (5) evaluation of the solving schemes for the considered problems on the basis of computing experiments; and (6) investigation of various realistic network applications of the described clustering problems (e.g., network design and management).

#### 6. Acknowledgments

The research was done in Institute for Information Transmission Problems of Russian Academy of Sciences and supported by the Russian Science Foundation (grant 14-50-00150, "Digital technologies and their applications").

## REFERENCES

1. G.M. Adelson-Velsky, E.M. Landis, An algorithm for the organization of information. *Soviet Math. Doklady*, 3, 1259–1263, 1962.
2. A.V. Aho, J.E. Hopcroft, J.D. Ullman, *Data Structures and Algorithms*. Addison-Wesley, Readings, MA, 1983.
3. R.M. Aiex, M.G.C. Resende, P.M. Pardalos, G. Toraldo, GRASP with path relinking for three-index assignment. *INFORMS J. on Computing*, 17(2), 224–247, 2005.
4. N. Alon, F. Fomin, G. Gutin, M. Krivelevich, S. Saurabh, Spanning directed trees with many leaves. *SIAM J. on Discr. Math.*, 23(1), 466–476, 2009.
5. A. Andersen, General balanced trees. *J. of Algorithms*, 30, 1–18, 1999.
6. K. Andreev, H. Racke, Balanced graph partitioning. *Theory of Comput. Syst.*, 39(6), 929–939, 2006.
7. N. Apollonio, I. Lari, J. Puerto, F. Ricca, B. Simeone, Polynomial algorithms for partitioning a tree into single-center subtrees to minimize flat service costs. *Networks*, 51, 78–89, 2008.
8. C. Archetti, G. Guastaroba, M.G. Speranza, Reoptimizing the rural postman problem. *Comp. & Oper. Res.* 40(5), 1306–1313, 2013.
9. J.E.C. Arroyo, P.S. Vieira, D.S. Vianna, A GRAPS algorithm for the multi-criteria minimum spanning tree problem. *Ann. of Oper. Res.*, 159(1), 125–133, 2008.
10. T. Asano, B. Bhattacharya, M. Keil, F. Yao, Clustering algorithms based on minimum and maximum spanning trees. In: *Symp. on Computational Geometry*, pp. 252–257, 1988.
11. G. Austello, B. Escoffer, J. Monnot, V. Paschos, Reoptimization of minimum and maximum traveling salesman’s tours. *J. of Discr. Algorithms* 7(4), 453–463, 2009.
12. R.I. Becker, Y. Perl, The shifting algorithm techniques for the partitioning of trees. *Disc. Appl. Math.*, 62, 15–34, 1995.
13. D. Bilo, H.-J. Bockenhauer, J. Hromkovic, R. Kralovic, T. Momke, P. Widmayer, A. Zych, Reoptimization of Steiner trees. In: J. Gudmundsson (ed), *Proc. of Scandinavian Workshop on Algorithm Theory SWAT’08*, LNCS 5124, Springer, pp. 258–269, 2008.
14. N. Blum, K. Mehlhorn, On the average number of rebalancing operations in weight-balanced trees. *Theor. Comp. Sci.*, 11, 303–320, 1980.
15. J. Blum, M. Ding, A. Thaler, X. Cheng, Connected dominating set in sensor networks and MANETs. In: D.-Z. Du, P. Pardalos (Eds.), *Handbook of Combinatorial Optimization*, Springer, pp. 329–369, 2005.
16. N. Boria, V.P. Paschos, Fast reoptimization for the minimum spanning tree problem. *J. of Discr. Algorithms* 8(3), 296–310, 2010.
17. P.M. Camerini, G. Galbiati, F. Maffioli, On the complexity of finding multi-constrained spanning trees. *Discr. Appl. Math.*, 5, 39–50, 1983.
18. Y. Caro, D.B. West, R. Yuster, Connected domination and spanning trees with many leafs. *SIAM J. on Discr. Math.*, 13(2), 202–211, 2000.
19. M. Charikar, V. Chatziafratis, Approximate hierarchical clustering via sparsest cut and spreading metrics. *Electr. prepr.*, 21 p., Sep. 29, 2016. <http://arxiv.org/abs/1609.09548> [cs.DS]
20. M. Charikar, V. Chatziafratis, Approximate hierarchical clustering via sparsest cut and spreading metrics. In: *SODA 2017*, pp. 841–854, 2017.
21. T.-S. Chen, Y.-C. Tseng, J.-P. Sheu, Balanced spanning trees in complete and incomplete star graphs. *IEEE Trans. on Parallel and Distributed Systems*, 7(7), 717–723, 1996.
22. G. Chen, S. Chen, W. Guo, W. Chen, The multicriteria minimum spanning tree problem based genetic algorithm, *Inform. Sci.*, 177(22), 5050–5063, 2007.
23. X. Cheng, X. Huang, D. Li, W. Wu, D.-Z. Du, A polynomial-time approximation scheme for the minimum-connected dominating set in ad hoc wireless networks. *Networks*, 42(4), 202–208, 2003.
24. D. Cheriton, R.E. Tarjan, Finding minimum spanning trees. *SIAM J. Comput.*, 5, 724–742, 1976.
25. S.A. Choudum, I. Raman, Embedding height balanced trees and Fibonacci trees in hypercubes. *J. App. Math. Comput.*, 30, 39–52, 2009.
26. R.W. Conway, W.L. Maxwell, L.W. Miller, *Theory of Scheduling*. Dover, 2003.
27. R. Cordone, F. Maffioli, On the complexity of graph tree partition problems. *Discrete Applied Mathematics*, 134, 51–65, 2004.
28. T.H. Cormen, C.E. Leiserson, R.L. Rivest, *Introduction to Algorithms*. 3rd ed., MIT Press and

McGraw-Hill, 2009.

29. J. Crampton, N. Farley, G. Gutin, M. Jones, B. Poettering, Cryptographic Enforcement of Information Flow Policies without Public Information via Tree Partitions. *Electr. prepr.*, 30 p., Aug. 30, 2016. <http://arxiv.org/abs/1608.08386> [cs.CR]
30. S. Dasgupta, A cost function for similarity-based hierarchical clustering. In: *Proc. of the 48th Annual ACM SIGART Symp. on Theory of Computing STOC 2016*, pp. 118–127, 2016.
31. S. Dasgupta, P.M. Long, Performance guarantees for hierarchical clustering. *J. of Computer and system Sciences*, 70(4), 555–569, 2005.
32. M. Dell’Amico, F. Maffioli, Combining linear and non-linear objectives in spanning tree problems. *J. of Combinatorial Optimization*, 4(2), 253–269, 2000.
33. M. Drescher, A. Vetta, An approximation algorithm for the maximum leaf spanning arborescence problem. *ACM Trans. on Algorithms*, 6(3), Art. 46., 2000.
34. R. Dugad, N. Ahuja, Unsupervised multidimensional hierarchical clustering. In: *Proc. of the 1998 IEEE Int. Conf. on Acoustic, Speech and Signal Processing*, vol. 5, pp. 2761–2764, 1998.
35. S. Dye, A note on the minimum bounded edge-partition of a tree. *Discr. Appl. Math.*, 157, 2958–2963, 2009.
36. K.P. Eswaran, R.E. Tarjan, Augmentation problems. *SIAM J. on Computing*, 5(4), 653–665, 1976.
37. A.E. Feldmann, L. Foschini, Balanced partitions of trees and applications. *Algorithmica*, 71(2), 354–376, 2015.
38. H. Fernau, J. Kneis, D. Kratsch, A. Langer, M. Liedloff, D. Raible, P. Rossmanith, An exact algorithm for the Maximum Leaf Spanning Tree problem. *Theor. Comp. Sci.*, 412(45), 6290–6302, 2011.
39. F.V. Fomin, P.A. Golovach, D.M. Thilikos, Structured connectivity augmentation. *Elec. prepr.*, 24 p., Jun. 13, 2017. <http://arxiv.org/abs/1706.04255> [cs.DS]
40. A. Frank, *Connections in Combinatorial Optimization*. Oxford Lectures in mathematics and its Applications, vol. 38, Oxford Univ. Press, Oxford, 2011.
41. T. Fujie, An exact algorithm for the maximum leaf spanning tree problem. *Comp. & Oper. Res.*, 30(13), 1931–1944, 2003.
42. H.W. Gabow, Z. Galil, T. Spencer, R.E. Tarjan, Efficient algorithms for finding minimum spanning trees in undirected and directed graphs. *Combinatorica*, 6(2), 109–122, 1986.
43. M.R. Garey, D.S. Johnson, *Computers and Intractability. The Guide to the Theory of NP-Completeness*. W.H. Freeman and Company, San Francisco, 1979.
44. L. Georgiadis, R.T. Tarjan, Dominator tree certification and independent spanning trees. *Electr. prepr.*, 44 p., Oct. 31, 2012. <http://arxiv.org/abs/1210.8303> [cs.DS]
45. B. Gfeller, Faster swap edge computation in minimum diameter spanning trees. *Algorithmica*, 62(1–2), 169–191, 2012.
46. J. Goldberger, T. Tassa, A hierarchical clustering algorithm based on the Hungarian method. *Pattern Recogn. Lett.*, 29(11), 1632–1638, 2008.
47. O. Grygorash, Y. Zhon, Z. Jorgensen, Minimum spanning tree based clustering algorithms. In: *IEEE Int. Conf. on Tools with Artificial Intelligence*, pp. 73–81, 2006.
48. H.W. Hamacher, G. Ruhe, On spanning tree problem with multiple objectives. *Ann. of Oper. Res.*, 52(4), 209–230, 1995.
49. Y. Hirai, K. Yamamoto, Balancing weight-balanced trees. *J. of Funct. Progr.*, 21(3), 287–307, 2011.
50. S.C. Ho, W.Y. Szeto, Solving a static repositioning problem in bike-sharing systems using iterated tabu search. *Transp. Res. Part E*, 69, 180–198, 2014.
51. A. Itai, M. Rodeh, The multitree approach to reliability in distributed networks. *Information and Computation*, 79(1), 43–59, 1984.
52. B. Jackson, T. Jordan, Independence free graphs and vertex connectivity augmentation. *J. Comb. Theory, Ser.*, 94, 31–77, 2005.
53. A.K. Jain, R.C. Dubes, *Algorithms for clustering data*. Prentice Hall, Upper Saddle River, NJ, 1988.
54. A.K. Jain, M.N. Murty, P.J. Flynn, Data clustering: a review. *ACM Comput. Surv.* 31(3), 264–323, 1999.
55. J.-T. Jeng, C.-C. Chuang, C.W. Tao, Interval competitive agglomeration clustering algorithm. *ESwA*, 37(9), 6567–6578, 2010.
56. I. Jonyer, D.J. Cook, L.B. Holder, Graph-based hierarchical conceptual clustering. *J. of Machine*

- Learning Res., 2, 19–43, 2001.
57. P.L. Karlton, S.H. Fuller, R.E. Scroggs, E.B. Kaehler, Performance of height-balanced trees. *Commun. of the ACM*, 19(1), 23–28, 1976.
  58. D. Kleitman, D. West, Spanning trees with many leaves. *SIAM J. on Discr. Math.*, 4(1), 99–106, 1991.
  59. D. Knuth, *The Art of Computing Programming*. Vol. 3: Sorting and Searching, 3rd ed., Addison-Wesley, 1997.
  60. J. Konemann, A. Levin, A. Sinha, Approximating the degree-bounded minimum diameter spanning tree problem. *Algorithmica*, 41(2), 117–129, 2005.
  61. I. Lari, J. Puerto, F. Ricca, A. Scozzari, Algorithms for uniform centered partitions of trees. *Electr. Notes in Disc. Math.*, 55, 37–40, 2016.
  62. M.Sh. Levin, Towards hierarchical clustering. In: V. Diekert, M. Volkov, A. Voronkov (Eds.), *Proc. of Int. Conf. Computer Science in Russia CSR-2007*, LNCS 4649, Springer, pp. 205–215, 2007.
  63. M.Sh. Levin, Restructuring in combinatorial optimization. *Electr. prepr.*, 11 p., Feb. 8, 2011. <http://arxiv.org/abs/1102.1745> [cs.DS]
  64. M.Sh. Levin, Multiset estimates and combinatorial synthesis. *Electr. prepr.*, 30 p., May 9, 2012. <http://arxiv.org/abs/1205.2046> [cs.SY]
  65. M.Sh. Levin, Towards design of system hierarchy (research survey). *Electr. prepr.*, 36 p., Dec. 7, 2012. <http://arxiv.org/abs/1212.1735> [math.OC]
  66. M.Sh. Levin, *Modular System Design and Evaluation*, Sprigner, 2015.
  67. M.Sh. Levin, Towards combinatorial clustering: preliminary research survey. *Electr. prepr.*, 102 p., May 28, 2015. <http://arxiv.org/abs/1505.07872> [cs.AI]
  68. M.Sh. Levin, Towards integrated glance to restructuring in combinatorial optimization. *Electr. prepr.*, 31 p., Dec. 20, 2015. <http://arxiv.org/abs/1512.06427> [cs.AI]
  69. M.Sh. Levin, On combinatorial clustering: literature review, methods, examples. *J. of Commun. Technol. and Electronics*, 60(12), 1403–1428, 2015.
  70. M.Sh. Levin, Towards balanced clustering - part 1 (preliminaries). *Elec. prepr.*, 21 p., Jun. 9, 2017. <http://arxiv.org/abs/1706.03065> [cs.DS]
  71. M.Sh. Levin, On balanced clustering (indices, models, examples). *J. of Communications Technology and Electronics*, 62(12), 1506–1515, 2017.
  72. M. Li, S. Deng, L. Wang, S. Feng, J. Fan, Hierarchical clustering algorithm for categorical data using a probabilistic rough set model. *Knowledge Based Systems*, 65, 60–71, 2014.
  73. G. Lin, C. Nagarajan, R. Rajaraman, D.P. Williamson, A general approach for incremental approximation and hierarchical clustering. *SIAM J. on Computing*, 39(8), 3633–3669, 2010.
  74. H. Lu, R. Ravi, The power of local optimization: approximation algorithms for maximum leaf spanning tree. In: *Proc. of the Annual Allerton Conf. on Communication Control and Computing, USA*, vol. 30, pp. 533–542, 1992.
  75. H. Lu, R. Ravi, Approximating maximum leaf spanning trees in almost linear time. *J. of Algorithms*, 29(1), 132–141, 1998.
  76. C.-H. Lung, C. Zhou, Using hierarchical agglomerative clustering in wireless sensor networks: An energy-efficient and flexible approach. *Ad Hoc Networks*, 8, 328–344, 2010.
  77. S. Mamada, T. Uno, K. Makino, S. Fujishige, A tree partitioning problem arising from an evacuation problem in tree dynamic networks. *J. Oper. Res. Soc. Jpn.*, 48, 196–206, 2005.
  78. H. Meyerhenke, P. Sanders, C. Schulz, Partitioning (hierarchically clustered) complex networks via size-constrained graph clustering. *J. of Heuristics*, 22(5), 759–782, 2016.
  79. S. Moran, S. Snir, Convex recoloring of strings and trees: definitions, hardness results and algorithms. *J. Comput. System Sci.*, 74(5), 850–869, 2008.
  80. J. Nievergelt, E.M. Reingold, Binary search trees of bounded balance. *SIAM J. on Computing*, 2(1), 33–43, 1973.
  81. Y. Perl, S. Schach, Max-min tree partitioning. *J. of the ACM*, 28, 5–15, 1981.
  82. S. Pettie, V. Ramachandran, An optimal minimum spanning tree algorithm. *J. of the ACM*, 49(1), 16–34, 2002.
  83. S. Pettie, V. Ramachandran, A randomized time-work optimal parallel algorithm for finding a minimum spanning forest. *SIAM J. on Computing*, 31(6), 1876–1895, 2002.
  84. H. Racke, Optimal hierarchical graph decompositions for congestion minimization in network. In:

- Proc. of the fourteenth Annual ACM Symp. on Theory of Computing STOC'08, pp. 255–264, 2008.
85. Y. Ran, Z. Chen, S. Tang, Z. Zhang, Primal dual based algorithm for degree-balanced spanning tree problem. *Appl. Math. and Computation*, 316, 167–173, 2018.
  86. A. Singh, An artificial bee colony algorithm for the leaf-constrained minimum spanning tree problem. *Applied Soft Computing*, 9(2), 625–631, 2009.
  87. R. Solis-Oba, 2-approximation algorithm for finding a spanning tree with maximum number of leafs. In: G. Bilardi, G.F. Italiano, A. Pietracaprina, G. Pucci (Eds.), *Proc. of 6th Annual Eur. Symp. on Algorithms - ESA'98*, LNCS 1461, Springer, pp. 441–452, 1998.
  88. J.A. Stores, *An Introduction to Data Structures and Algorithms*. Birkhauser, Boston, 2001.
  89. G.J. Szekely, M.L. Rizzo, Hierarchical clustering via joint between-within distances: Extending Ward's minimum variance method. *J. of Classification*, 22(2), 151–183, 2005.
  90. V.S. Tanaev, V.S. Gordon, Y.M. Shafransky, *Scheduling Theory. Single Stage Systems*. Springer, 1994.
  91. R.E. Tarian, Edge-disjoint spanning trees and depth-first search. *Acta Informatica*, 6(2), 171–185, 1976.
  92. M. Thai, F. Wang, D. Liu, S. Zhu, D. Du, Connected dominating sets in wireless networks with different transmission ranges. *IEEE Trans. Mob. Comput.*, 6(7), 721–730, 2007.