

# Variable selection in high-dimensional linear model with possibly asymmetric or heavy-tailed errors

Gabriela CIUPERCA<sup>1</sup>

*Institut Camille Jordan, Université Lyon 1, France*

---

## Abstract

We consider the problem of automatic variable selection in a linear model with asymmetric or heavy-tailed errors when the number of explanatory variables diverges with the sample size. For this high-dimensional model, the penalized least square method is not appropriate and the quantile framework makes the inference more difficult because to the non differentiability of the loss function. We propose and study an estimation method by penalizing the expectile process with an adaptive LASSO penalty. Two cases are considered : the number of model parameters is smaller and afterwards larger than the sample size, the two cases being distinct by the adaptive penalties considered. For each case we give the rate convergence and establish the oracle properties of the adaptive LASSO expectile estimator. The proposed estimators are evaluated through Monte Carlo simulations and compared with the adaptive LASSO quantile estimator. We applied also our estimation method to real data in genetics when the number of parameters is greater than the sample size.

*Keywords:* expectile, adaptive LASSO, oracle properties, high-dimension.

---

## 1. Introduction

The focus of the present paper is to better detect significant variables in a linear model, with the possibility that the number of explanatory variables is greater than the number of observations and when the error distribution is asymmetrical or heavy-tailed. For this type of law, the using of the least squares (LS) estimation method is not appropriate for the estimator accuracy. One possibility would be to use the quantile method, but it has the disadvantage that the loss function is not derivable, which complicates the theoretical study but also computational methods. A very interesting possibility is to consider the expectile method, introduced by Newey and Powell (1987), under assumption that the first

---

1. Université de Lyon, Université Lyon 1, CNRS, UMR 5208, Institut Camille Jordan, Bat. Braconnier, 43, blvd du 11 novembre 1918, F - 69622 Villeurbanne Cedex, France  
*Email address* : Gabriela.Ciuperca@univ-lyon1.fr

moments of  $\varepsilon$  exist. This method has the advantage that the loss function is differentiable, which simplifies the theoretical study and facilitates the numerical calculation.

In application fields (genetics, chemistry, biology, industry, finance), with the development in recent years of storage and/or measurement tools, we are confronted to study the influence of a very large number of variables on a studied process. That is why, let us consider in the present work the following linear model :

$$Y_i = \mathbf{X}_i^t \boldsymbol{\beta} + \varepsilon_i, \quad i = 1, \dots, n, \quad (1)$$

with the vector parameter  $\boldsymbol{\beta} \in \mathbb{R}^p$  and  $\boldsymbol{\beta}^0$  its true value (unknown). The size  $p$  of  $\boldsymbol{\beta}^0$  can depend on  $n$  but the components  $\beta_j^0$  don't depend on  $n$ , for any  $j = 1, \dots, p$ . The vector  $\mathbf{X}_i = (X_{i1}, \dots, X_{ip})$  contains the values of the  $p$  explanatory deterministic variables and  $Y_i$  the values of response variable for observation  $i$ . The values  $(Y_i, \mathbf{X}_i)$  are known for any  $i = 1, \dots, n$ . Throughout the paper, all vectors are column. If  $p$  is very large, in order to find the explanatory variables that significantly influence the response variable  $Y$ , an automatic selection should be made without performing hypothesis tests. When  $p$  is very large, the use of hypothesis tests is not appropriate because they provide results with great variability and the significant explanatory variable final choice is not optimal (see Breiman (1996)).

For model (1), let then the index set of the non-null true parameters,

$$\mathcal{A} \equiv \{j \in \{1, \dots, p\}; \beta_j^0 \neq 0\}.$$

Since  $\boldsymbol{\beta}^0$  is unknown then, the set  $\mathcal{A}$  is also unknown. We assume, without reducing generality, that  $\mathcal{A} = \{1, \dots, p_0\}$  and its complementary set is  $\mathcal{A}^c = \{p_0 + 1, \dots, p\}$ , with  $p_0 \leq p$ . Hence the first  $p_0$  explanatory variables have a significant influence on the response variable and the last  $p - p_0$  variables are irrelevant. Thus, the true parameter vector can be written as  $\boldsymbol{\beta}^0 = (\boldsymbol{\beta}_{\mathcal{A}}^0, \boldsymbol{\beta}_{\mathcal{A}^c}^0) = (\boldsymbol{\beta}_{\mathcal{A}}^0, \mathbf{0}_{p-p_0})$ , with  $\mathbf{0}_{p-p_0}$  a  $(p-p_0)$ -vector with all components zero. The number  $p_0$  of the nonzero coefficients can depends on  $n$ .

For a vector  $\boldsymbol{\beta}$  we use the notational convention  $\boldsymbol{\beta}_{\mathcal{A}}$  for its subvector containing the corresponding components of  $\mathcal{A}$ . For  $i = 1, \dots, n$ , we denote by  $\mathbf{X}_{i,\mathcal{A}}$  the  $p_0$ -vector with the components  $X_{ij}$ ,  $j = 1, \dots, p_0$ . We also use the notation  $|\mathcal{A}|$  or  $Card(\mathcal{A})$  for the cardinality of  $\mathcal{A}$ .

In order to find the elements of  $\mathcal{A}$ , one of the most used techniques is the adaptive LASSO method, introduced by Zou (2006) for  $p$  fixed by penalizing the squares sum with an weighted  $L_1$  penalty. This type of parameter estimator is interesting if it satisfies the oracle properties, i.e. the two following properties occur :

- *sparsity of estimation* : the non-zero parameters are estimated as non-zero and the null parameters are shrunk directly as 0, with a probability converging to 1 when  $n \rightarrow \infty$ ;
- *asymptotic normality* of non-zero parameter estimators.

In order to distinguish between different types of adaptive LASSO estimators, we will use the term "adaptive LASSO LS-estimator" to refer to the minimizer of the LS sum penalized with adaptive LASSO.

Give some papers from very rich literature that consider the adaptive LASSO LS-estimator when  $p$  depends on  $n$ , with the possibility that  $p > n$  are : Huang et al. (2008), Wang and Kulasekera (2012), Yang and Wu (2016). If the moments of the errors do not exist or the distribution of  $\varepsilon$  presents outliers, then the LS framework is not appropriate. One possibility is to consider the quantile model with the adaptive LASSO penalty. The recent literature is also very rich : Fan et al. (2014), Kaul and Koul (2015), Tang et al. (2013), Ciuperca (2018), Zheng et al. (2013), Zheng et al. (2015), to give just a few examples. As stated before, the loss function for quantile method not differentiable complicates the theoretical study and its computational implementation, which is a very important aspect in high-dimensionality. Let us mention another work of Fan et al. (2017) which is also devoted to the high dimensional regression in absence of symmetry of the errors and which proposes a penalized Huber loss. Only that the Huber loss function is not differentiable. From where the idea of considering the expectile loss function for an high-dimensional model. In order to introduce the expectile method, for a fixed  $\tau \in (0, 1)$ , let us consider the function  $\rho_\tau(\cdot)$  of the form

$$\rho_\tau(x) = |\tau - \mathbb{1}_{x < 0}|x^2, \quad \text{with } x \in \mathbb{R}.$$

For the error and the design of model (1) we make the following basic assumptions.

The errors  $\varepsilon_i$  satisfy the following assumption :

**(A1)**  $(\varepsilon_i)_{1 \leq i \leq n}$  are i.i.d. such that  $\mathbb{E}[\varepsilon_i^4] < \infty$  and  $\mathbb{E}[\varepsilon(\tau \mathbb{1}_{\varepsilon > 0} + (1 - \tau) \mathbb{1}_{\varepsilon < 0})] = 0$ , that is its  $\tau$ -th expectile is zero :  $\mathbb{E}[\rho'_\tau(\varepsilon)] = 0$ .

While, the design  $(\mathbf{X}_i)_{1 \leq i \leq n}$  satisfies the following assumption :

**(A2)** there exists two positive constants  $m_0, M_0$  such that,  $0 < m_0 \leq \mu_{\min}(n^{-1} \sum_{i=1}^n \mathbf{X}_i \mathbf{X}_i^t) \leq \mu_{\max}(n^{-1} \sum_{i=1}^n \mathbf{X}_i \mathbf{X}_i^t) \leq M_0 < \infty$ .

For a positive definite matrix, we denote by  $\mu_{\min}(\cdot)$  and  $\mu_{\max}(\cdot)$  its largest and smallest eigenvalues, respectively. Let us consider  $\varepsilon$  the generic variable for the sequence  $(\varepsilon_i)_{1 \leq i \leq n}$ . Assumption (A1) is commonly required for the expectile models, see Zhao et al. (2018), Gu and Zou (2016), Liao et al. (2018), Newey and Powell (1987), while assumption (A2) is standard in linear model for the parameter identifiability (considered also by Gao and Huang (2010), Wang and Wang (2014), Fan et al. (2017), Zou and Zhang (2009)). Other assumptions will be stated about design in the following two sections, depending of the size  $p$  which varies in turn with  $n$ .

Quite in general, it is wise to use the expectile method when the moments of  $\varepsilon$  exist but its distribution is asymmetric or heavy-tailed. For  $\tau = 0.5$ , we get the classical method of least squares.

For model (1), consider the expectile process

$$Q_n(\beta) \equiv \sum_{i=1}^n \rho_\tau(Y_i - \mathbf{X}_i^t \beta)$$

and the one with LASSO adaptive penalty :

$$R_n(\beta) \equiv \sum_{i=1}^n \rho_\tau(Y_i - \mathbf{X}_i^t \beta) + n\lambda_n \sum_{j=1}^p \hat{\omega}_{n,j} |\beta_j|. \quad (2)$$

The adaptive weights  $\hat{\omega}_{n,j}$  will be defined later depending on whether  $p$  is smaller or larger than  $n$ . The tuning parameter  $\lambda_n$  is a positive deterministic sequence which together  $\hat{\omega}_{n,j}$  controls the overall model complexity. Hence, we should choose  $\lambda_n$  and  $\hat{\omega}_{n,j}$  such that  $n\lambda_n \hat{\omega}_{n,j} \xrightarrow[n \rightarrow \infty]{\mathbb{P}} 0$  for non-null parameters and  $n\lambda_n \hat{\omega}_{n,j} \xrightarrow[n \rightarrow \infty]{\mathbb{P}} \infty$  for null coefficients. In order to automatically detect the null and non-zero components of  $\beta$ , we proceed in a similar way as for the adaptive LASSO LS estimation introduced by Zou (2006), and we consider the adaptive LASSO expectile estimator of  $\beta$  :

$$\hat{\beta}_n \equiv \arg \min_{\beta \in \mathbb{R}} R_n(\beta). \quad (3)$$

The components of  $\hat{\beta}_n$  are  $\hat{\beta}_n = (\hat{\beta}_{n,1}, \dots, \hat{\beta}_{n,p})$ . Similarly to  $\mathcal{A}$ , let's define the index set :

$$\hat{\mathcal{A}}_n \equiv \{j \in \{1, \dots, p\}; \hat{\beta}_{n,j} \neq 0\},$$

with the non-zero components of the adaptive LASSO expectile estimator.

The estimator  $\hat{\beta}_n$  will satisfy the oracle properties if :

- *sparsity* :  $\lim_{n \rightarrow \infty} \mathbb{P}[\mathcal{A} = \hat{\mathcal{A}}_n] = 1$ .
- *asymptotic normality* : for any vector  $\mathbf{u} \in \mathbb{R}^{p_0}$  with bounded norm, we have that :  $\sqrt{n}(\mathbf{u}^t \mathbf{\Upsilon}_{n,\mathcal{A}}^{-1} \mathbf{u})^{-1/2} \mathbf{u}^t (\hat{\beta}_n - \beta^0)_{\mathcal{A}}$  converges in distribution to a zero-mean Gaussian law, with the  $p_0$ -squared matrix :  $\mathbf{\Upsilon}_{n,\mathcal{A}} \equiv n^{-1} \sum_{i=1}^n \mathbf{X}_{i,\mathcal{A}} \mathbf{X}_{i,\mathcal{A}}^t$ .

The asymptotic distribution of the parameter estimators can be used to construct asymptotic hypothesis tests and confidence intervals for the non-null parameters. For  $p$  fixed, the properties of the estimator  $\hat{\beta}_n$  have been studied by Liao et al. (2018) where it is shown that the convergence rate of  $\hat{\beta}_n$  towards  $\beta^0$  is of order  $n^{-1/2}$  and that  $\hat{\beta}_n$  satisfies the oracle properties. The case  $p$  fixed was also studied by Zhao and Zhang (2018) which consider a penalized linear expectile regression with SCAD penalty function and obtain a  $n^{-1/2}$ -consistent estimator with oracle properties. In the present paper we consider  $p$  depends on  $n$ , more precisely, of the form  $p = O(n^c)$ , with the constant  $c > 0$ . The size  $p_0$  and the set  $\mathcal{A}$  can depend on  $n$ . The case when  $p$  depends on  $n$  was also considered in Zhao et al. (2018) by considering the SCAD penalty for the expectile process. They propose an algorithm that converges, with probability converging to one as  $n \rightarrow \infty$ , to the oracle estimator

after several iterations. Always for  $p$  depending on  $n$ , especially when  $p > n$  and for  $(\varepsilon_i)$  sous-Gaussian errors, Gu and Zou (2016) penalize the expectile process with LASSO or nonconvex penalties. They find the convergence rate of the penalized estimator, propose an algorithm for finding this estimator and implement the algorithm in the R language in package *SALES*.

The paper of Spiegel et al. (2017) introduces several approaches depending on selection criteria and shrinkage methods to perform model selection in semiparametric expectile regression.

Give some general notations. For a vector  $\mathbf{v}$ , we denote its transpose by  $\mathbf{v}^t$ , by  $\|\mathbf{v}\|_1$ ,  $\|\mathbf{v}\|_2$  and  $\|\mathbf{v}\|_\infty$  the  $L_1$ ,  $L_2$ ,  $L_\infty$  norms, respectively. The number  $p$  of the explanatory variables and  $p_0$  of the significant variables can depend on  $n$ , but for convenience, we do not write the subscript  $n$ . Throughout the paper,  $C$  denotes a positive generic constant not dependent on  $n$ , which may take a different value in different formula.

In order to study the properties of the adapted LASSO expectile estimator  $\hat{\beta}_n$ , we introduce the following function, using the same notations in Liao et al. (2018) :

$$\begin{aligned} g_\tau(x) &\equiv \rho'_\tau(x - t)|_{t=0} = 2\tau x \mathbb{1}_{x \geq 0} + 2(1 - \tau)x \mathbb{1}_{x < 0}, \\ h_\tau(x) &\equiv \rho''_\tau(x - t)|_{t=0} = 2\tau \mathbb{1}_{x \geq 0} + 2(1 - \tau) \mathbb{1}_{x < 0}. \end{aligned}$$

The paper is organized as follow. In Section 2 we study the asymptotic behavior of the adaptive LASSO expectile estimator when  $p = O(n^c)$ , with  $0 \leq c < 1$ . We obtain the convergence rate of the  $\hat{\beta}_n$  and the oracle properties. A similar study is realized in Section 3, when  $p \geq n$ . In Section 4, a simulation study and an application to real data are presented. All proof are relegated in Section 5.

## 2. Case $c < 1$ , parameter number less than the sample size

In this section we study the asymptotic behavior of the adaptive LASSO expectile estimator when the number  $p$  of model parameter is  $p = O(n^c)$ , with  $0 \leq c < 1$ . If  $c = 0$ , that is  $p$  fixed, then we get the particular case studied by Liao et al. (2018).

An additional assumption to (A2) on the design is requested :

$$(A3) \quad p^{1/2} n^{-1/2} \max_{1 \leq i \leq n} \|\mathbf{X}_i\|_2 \xrightarrow[n \rightarrow \infty]{} 0.$$

Assumption (A3) is common in works that consider  $p$  dependent on  $n$  when  $p < n$ , see for example Ciuperca (2018). Always for a linear model with the number of parameters to order  $n^c$ , with  $0 \leq c < 1$ , Zou and Zhang (2009) consider a stronger assumption for design :  $\lim_{n \rightarrow \infty} n^{-1} \max_{1 \leq i \leq n} \|\mathbf{X}_i\|_2^2 = 0$ .

Because  $p < n$ , the regression parameters are identifiable and we can calculated the expectile estimator :

$$\tilde{\beta}_n \equiv \arg \min_{\beta \in \mathbb{R}} Q_n(\beta),$$

the components of  $\tilde{\beta}_n$  being  $\tilde{\beta}_n = (\tilde{\beta}_{n,1}, \dots, \tilde{\beta}_{n,p})$ . This estimator will intervene in the adaptive weight of the penalty,  $\hat{\omega}_{n,j} = |\tilde{\beta}_{n,j}|^{-\gamma}$ , for  $j = 1, \dots, p$ , conditions on the constant  $\gamma > 0$  will be specified in Theorem 2.2. By the following theorem we obtain the convergence rate of the expectile and adaptive LASSO expectile estimators. We obtain that the convergence rate depends on the size  $p$  of the vector  $\beta$ .

**Theorem 2.1** *Under assumptions (A1)-(A3) we have :*

- (i)  $\|\tilde{\beta}_n - \beta^0\|_2 = O_{\mathbb{P}}\left(\sqrt{\frac{p}{n}}\right)$ .
- (ii) *If the tuning parameter sequence  $(\lambda_n)_{n \in \mathbb{N}}$  satisfies  $p_0^{1/2} n^{(1-c)/2} \lambda_n \rightarrow 0$ , as  $n \rightarrow \infty$ , then,  $\|\hat{\beta}_n - \beta^0\|_2 = O_{\mathbb{P}}\left(\sqrt{\frac{p}{n}}\right)$ .*

Theorem 2.1 provides that the expectile and adaptive LASSO expectile estimators have the same convergence rate. Concerning the adaptive LASSO expectile estimator, the same convergence rate has been obtained for other adaptive LASSO estimators : by the likelihood method for a generalized linear model when  $p < n$  in Wang and Wang (2014), by the least squares approximation method in Leng and Li (2010).

By the following theorem, considering a supplementary condition on  $\lambda_n$ ,  $c$  and  $\gamma$ , in addition to that considered for the convergence rate in Theorem 2.1, we show that the adaptive LASSO expectile estimator  $\hat{\beta}_n$  satisfies the oracle properties. If  $\tau = 0.5$ , that is, for the adaptive LASSO LS-estimator, the variance of the normal limit law is the variance of  $\varepsilon$ . In fact, we obtained for  $\tau = 0.5$ , the same asymptotic normality as in Zou and Zhang (2009).

**Theorem 2.2** *Suppose that assumptions (A1)-(A3) hold and that the tuning parameter satisfies  $\lambda_n n^{(1-c)(1+\gamma)/2} \rightarrow \infty$ ,  $p_0^{1/2} n^{(1-c)/2} \lambda_n \rightarrow 0$ , as  $n \rightarrow \infty$ . Then :*

- (i)  $\mathbb{P}[\hat{\mathcal{A}}_n = \mathcal{A}] \rightarrow 1$ , for  $n \rightarrow \infty$ .
- (ii) *For any vector  $\mathbf{u}$  of size  $p_0$  such that  $\|\mathbf{u}\|_2 = 1$ , we have :  $n^{1/2}(\mathbf{u}^t \Upsilon_{n,\mathcal{A}}^{-1} \mathbf{u})^{-1/2} \mathbf{u}^t (\hat{\beta}_n - \beta^0)_{\mathcal{A}} \xrightarrow[n \rightarrow \infty]{\mathcal{L}} \mathcal{N}(0, \frac{\text{Var}[g(\varepsilon)]}{\mathbb{E}^2[h(\varepsilon)]})$ .*

The convergence rate of  $\hat{\beta}_n$  does not depend on the power  $\gamma$ , but otherwise, for holding the oracle properties, the choice of  $\gamma$  is very important. Concerning the suppositions and results stated in Theorem 2.2, let's make some remarks on the regularization parameter  $\lambda_n$ , the constants  $c$ ,  $\gamma$  and the sizes  $p_0$ ,  $p$ .

**Remark 2.1** 1) *If  $p_0 = O(p)$ , then for that  $\lambda_n n^{(1-c)(1+\gamma)/2} \rightarrow \infty$  and  $\lambda_n p_0^{1/2} n^{(1-c)/2} \rightarrow 0$  occur, we must choose the constant  $\gamma$  and sequence  $(\lambda_n)$  such that :  $\gamma > c/(1-c)$  and  $n^{-1/2} \lambda_n \rightarrow 0$ , as  $n \rightarrow \infty$ .*

2) *If  $p_0 = O(1)$ , we must choose the constant  $\gamma > 0$  and the tuning parameter such that  $n^{(1-c)/2} \lambda_n \rightarrow 0$ , as  $n \rightarrow \infty$ .*

3) *For that  $\lambda_n p_0^{1/2} n^{(1-c)/2} \rightarrow 0$  holds, it is necessary that  $\lambda_n \rightarrow 0$ , as  $n \rightarrow \infty$ .*

4) If  $c = 0$  then the conditions on  $\lambda_n$  become :  $n^{1/2}\lambda_n \rightarrow 0$  and  $n^{(1+\gamma)/2}\lambda_n \rightarrow \infty$ , as  $n \rightarrow \infty$ , conditions considered by Liao et al. (2018) for a linear model with  $p$  fixed. We also find the same variance of Gaussian distribution in Liao et al. (2018).

### 3. Case $c \geq 1$ , parameter number greater than the sample size

In this section, after we propose an adaptive weight, we study the asymptotic behavior of the estimator  $\hat{\beta}_n$  when the number of regressors exceeds the number of observations.

Since we consider now that  $p \geq n$ , instead of assumption (A3), we consider :

(A4) There exists a constant  $M > 0$  such that  $\max_{1 \leq i \leq n} \|\mathbf{X}_i\|_\infty < M$ .

The same assumption (A4) was considered for a generalized linear model when  $p > n$  in Wang and Wang (2014) where the adaptive LASSO likelihood method is proposed.

The asymptotic properties of the adaptive LASSO LS-estimators in a linear model, when the number of the explanatory variables is greater than  $n$ , have been studied by Huang et al. (2008). They show that if a reasonable initial estimator is available, estimator that enters in the adaptive weight of the penalty, then their adaptive LASSO LS-estimator satisfies the oracle properties.

Recall that the expectile estimator is not consistent when  $p > n$  and then it can't be used in the weights  $\hat{\omega}_{n,j}$  (see for example Huang et al. (2008)). Then, when  $p > n$ , we propose in this section to take as adaptive weight  $\hat{\omega}_{n,j} = \min(|\check{\beta}_{n,j}|^{-\gamma}, n^{1/2})$ , with  $\check{\beta}_{n,j}$  an estimator of  $\beta_j^0$  consistent with  $a_n \rightarrow 0$  the convergence rate :  $\|\check{\beta}_n - \beta^0\|_2 = O_{\mathbb{P}}(a_n)$ . If the estimator  $\check{\beta}_{n,j}$  take the value 0, then we consider  $n^{1/2}$  as adaptive weight. An example of such estimator is the LASSO expectile estimator, proposed by Gu and Zou (2016), defined as :

$$\arg \min_{\beta \in \mathbb{R}^p} \left( n^{-1} \sum_{i=1}^n \rho_\tau(Y_i - \mathbf{X}_i^t \beta) + \nu_n \|\beta\|_1 \right),$$

with the deterministic sequence  $\nu_n \in (0, \infty)$ ,  $\nu_n \rightarrow 0$  as  $n \rightarrow \infty$ . If  $\varepsilon_i$  is sub-Gaussian and  $\mathbb{E}[g(\varepsilon)] = 0$ , under our assumptions (A2), (A4), if  $\kappa = \inf_{\mathbf{d} \in \mathcal{C}} \frac{\|\mathbb{X}\mathbf{d}\|_2^2}{\|n\mathbf{d}\|_2^2} \in (0, \infty)$ , with  $\mathbb{X}$  the matrix  $n \times p$  of design and the set  $\mathcal{C} \equiv \{\mathbf{d} \in \mathbb{R}^p; \|\mathbf{d}_{\mathcal{A}^c}\|_1 \leq 3\|\mathbf{d}_{\mathcal{A}}\|_1 \neq 0\}$ , then  $\|\check{\beta}_n - \beta^0\|_2 = O_{\mathbb{P}}(p_0^{1/2}\nu_n)$ . Thus, the sequence  $(a_n)$  is in this case  $a_n = p_0^{1/2}\nu_n$  (see Theorem 1 of Gu and Zou (2016)).

The form of the random process  $R_n(\beta)$  of (2) and the adaptive LASSO expectile estimator  $\hat{\beta}_n$  of (3) remain the same, only the adaptive weight changes. It would be desirable for  $\hat{\beta}_n$  to satisfy the oracle properties. For the sparsity property of  $\hat{\beta}_n$  its convergence in  $L_1$  norm is required. In the following theorem,  $(b_n)_{n \in \mathbb{N}}$  is a deterministic sequence converging to 0 as  $n \rightarrow \infty$ .

**Theorem 3.1** *Under assumptions (A1), (A2), (A4), the tuning parameter  $(\lambda_n)_{n \in \mathbb{N}}$  and sequence  $(b_n)$  satisfying  $\lambda_n p_0^{1/2} b_n^{-1} \rightarrow 0$ , as  $n \rightarrow \infty$ , we have,  $\|\hat{\beta}_n - \beta^0\|_1 = O_{\mathbb{P}}(b_n)$ .*

The result of Theorem 3.1 indicates that the convergence rate of the adaptive LASSO expectile estimator  $\hat{\beta}_n$  depends on the chosen sequence  $(\lambda_n)_{n \in \mathbb{N}}$ . On the other hand, the convergence rate of  $\hat{\beta}_n$  don't depend on the convergence rate  $(a_n)$  of the estimator  $\check{\beta}_n$ . The only thing that matters (see relation (21) of the proof in Section 5) is that  $\check{\beta}_n$  converges in probability to  $\beta^0$ .

The result of Theorem 3.1 now allows us to state oracle properties. Still in the case  $p > n$ , but for a quantile model, Zheng et al. (2013) obtains that the convergence rate, in  $L_2$  norm, of the adaptive LASSO quantile estimator is  $(p_0/n)^{-1/2}$  and that it also satisfies the oracle properties. The sparsity of the adaptive LASSO quantile estimator will be shown in our Section 4 by simulations, where we obtain that compared to the adaptive LASSO expectile estimator, it would be necessary to have a larger number  $n$  of the observations when the model errors have an asymmetric distribution. From where, a supplementary interest in considering the expectile method instead of the quantile.

**Theorem 3.2** *Suppose that assumptions (A1), (A2), (A4) hold, the tuning parameter  $(\lambda_n)$  and sequence  $(b_n)$  satisfy  $\lambda_n p_0^{1/2} b_n^{-1} \rightarrow 0$ ,  $\lambda_n b_n^{-1} \min(n^{1/2}, a_n^{-\gamma}) \rightarrow \infty$ , as  $n \rightarrow \infty$ . Then :*

- (i)  $\mathbb{P}[\hat{\mathcal{A}}_n = \mathcal{A}] \rightarrow 1$ , for  $n \rightarrow \infty$ .
- (ii) *For any vector  $\mathbf{u}$  of size  $p_0$  such that  $\|\mathbf{u}\|_1 = 1$ , we have  $n^{1/2}(\mathbf{u}^t \Upsilon_{n,\mathcal{A}}^{-1} \mathbf{u})^{-1/2} \mathbf{u}^t(\hat{\beta}_n - \beta^0)_{\mathcal{A}} \xrightarrow[n \rightarrow \infty]{\mathcal{L}} \mathcal{N}(0, \frac{\text{Var}[g(\varepsilon)]}{\mathbb{E}^2[h(\varepsilon)]})$ .*

Hence, even if the parameter number of the model is larger than the observation number, the variance of the normal limit distribution is the same as that obtained when  $p < n$ . As for the case  $p < n$ , studied in Section 2, the convergence rate of the adaptive LASSO expectile estimator don't depend on the power  $\gamma$  in the adaptive weight. However,  $\gamma$  intervenes in the imposed conditions so that the oracle properties are satisfied. If  $\tau = 0.5$ , that is for the adaptive LASSO LS-estimator, we obtained the same asymptotic normal distribution as that given by Huang et al. (2008)) for their adaptive LASSO LS-estimator.

Regarding the tuning parameter sequence we make the following remark, useful for simulations and applications on real data.

**Remark 3.1** *The supposition  $\lambda_n p_0^{1/2} b_n^{-1} \rightarrow 0$  made in the Theorems 3.1 and 3.2, implies that the tuning sequence  $\lambda_n \rightarrow 0$ , as  $n \rightarrow \infty$ .*

#### 4. Numerical study

In this section we first perform a numerical simulation study to illustrate our theoretical results on the adaptive LASSO expectile estimation and compare it with estimation



TABLE 1: Sparsity study for expectile method with adaptive LASSO penalty,  $\varepsilon \sim \mathcal{N}(0, 1)$ , two values for  $\gamma$ .

$n$	$p$	$Card(\mathcal{A} \cap \hat{\mathcal{A}}_n)$		$Card(\hat{\mathcal{A}}_n \setminus \mathcal{A})$	
		$\gamma = 1/8$	$\gamma = 2$	$\gamma = 1/8$	$\gamma = 2$
50	100	5.99	5.58	3.8	0.004
	400	5.87	5.12	8.7	0.04
	600	5.71	4.98	10	0.07
100	100	6	5.99	2.48	0
	400	6	5.96	6.79	0
	600	6	5.97	8.8	0

obtained by the adaptive LASSO quantile method. Afterwards, an application on real data is presented.

We use the following R language packages : package *SALES* (for  $p > n$ ) with function *ernet* for the expectile regression and for quantile regression, the package *quantreg* with function *rq*.

Given assumption (A1), the expectile index  $\tau$  is :

$$\tau = \frac{\mathbb{E}[\varepsilon \mathbb{1}_{\varepsilon < 0}]}{\mathbb{E}[\varepsilon(\mathbb{1}_{\varepsilon < 0} - \mathbb{1}_{\varepsilon > 0})]}. \quad (4)$$

In the simulation study, the index  $\tau$  is fixed, function of the law of  $\varepsilon$ , such that assumption (A1) be satisfied. On basis relation (4), we will give details in subsection 4.4 how an estimation for  $\tau$  can be calculated in practical applications.

Taking into account the suppositions imposed on the tuning parameter in Theorems 2.2 and 3.2, we consider  $\lambda_n = n^{-2/5}$  for the expectile framework. For the power  $\gamma$  in the adaptive weights of the penalty, several values will be considered and a variation on a grid of values will be realized to choose the values of  $\gamma$  which give the best results in terms of the significant variable identification. For the quantile method, the tuning parameter is  $n^{2/5}$  and the weight in the penalty have the power 1.225 (see Ciuperca (2016)).

#### 4.1. Simulation study : fixed $p_0$ case

In this subsection, we will study the numerical behavior of the adaptive LASSO expectile method and we will compare it with the simulation results obtained by the adaptive LASSO quantile method. For model (1), we consider  $p_0 = 6$  and  $\mathcal{A} = \{1, \dots, 6\}$ . In the all simulations of this subsection we take,  $\beta_1^0 = 1$ ,  $\beta_2^0 = 4$ ,  $\beta_3^0 = -3$ ,  $\beta_4^0 = 5$ ,  $\beta_5^0 = 6$ ,  $\beta_6^0 = -1$ , while  $n$  and  $p$  are varied. The values of  $p$  they can be less than  $n$  but also higher.

For the errors  $\varepsilon_i$ , three distributions are considered :  $\mathcal{N}(0, 1)$  which is symmetrical,  $\mathcal{Exp}(-2.5)$  and  $\mathcal{N}(0, 4 \cdot 10^{-2}) + \chi^2(1)$ , the last two being asymmetrical. The exponential law  $\mathcal{Exp}(-2.5)$  has the density function  $\exp(-(x + 2.5)) \mathbb{1}_{x > -2.5}$ . For each value of  $n$ ,  $p$  and distribution of  $\varepsilon$ , 1000 Monte Carlo replications are realized for two possible values for  $\gamma$ . In Tables 1 and 2 we give the average of the 1000 Monte Carlo replications for the cardinalities (number of the true non-zeros estimated as non-zero)  $Card(\mathcal{A} \cap \hat{\mathcal{A}}_n)$  and  $Card(\hat{\mathcal{A}}_n \setminus \mathcal{A})$  (number of

TABLE 2: Sparsity study for expectile (ES) and quantile (Q) methods with adaptive LASSO penalties.

$\varepsilon$	$n$	$p$	$Card(\mathcal{A} \cap \hat{\mathcal{A}}_n)$			$Card(\hat{\mathcal{A}}_n \setminus \mathcal{A})$		
			ES		Q	ES		Q
			$\gamma = 5/8$	$\gamma = 1$		$\gamma = 5/8$	$\gamma = 1$	
$\mathcal{N}(0, 4 \cdot 10^{-2}) + \chi^2(1)$	50	100	5.25	5	5.11	0.06	0.03	0.16
		400	4.98	4.67	4.45	0.34	0.12	0.59
		600	4.80	4.57	4.32	0.54	0.19	0.67
	100	100	5.96	5.85	5.98	0	0	0
		400	5.94	5.85	5.98	0.003	0	0.002
		600	5.94	5.84	5.96	0.006	0	0.001
	200	100	6	6	6	0	0	0
		400	6	6	6	0	0	0
		600	6	6	6	0	0	0
$\mathcal{Exp}(-2.5)$	50	100	5.8	5.66	3.18	0.33	0.06	0.57
		400	5.58	5.41	2.9	0.93	0.27	1.1
		600	5.37	5.11	2.7	1.3	0.46	1.25
	100	100	6	5.99	4.9	0.06	0.003	0.09
		400	5.99	5.99	4.67	0.12	0.008	0.12
		600	6	5.99	4.68	0.14	0.02	0.10
	200	100	6	6	5.77	0.007	0.002	0.04
		400	6	6	5.79	0.01	0	0.02
		600	6	6	5.79	0.019	0	0.020
$\mathcal{N}(0, 1)$	50	100	5.95	5.88	5.89	0.21	0.02	0.44
		400	5.74	5.58	5.51	0.72	0.28	0.72
		600	5.61	5.36	5.33	1.2	0.40	0.92
	100	100	6	6	6	0.01	0	0.14
		400	6	6	6	0.04	0.006	0.17
		600	5.99	6	5.99	0.04	0	0.15
	200	100	6	6	6	0.001	0	0.03
		400	6	6	6	0.001	0	0.06
		600	6	6	6	0	0	0.05

the false non-zero) by the expectile (ES) and quantile (Q) penalized methods, each with LASSO adaptive penalty. For a perfect method, we should have :  $Card(\mathcal{A} \cap \hat{\mathcal{A}}_n) = p_0 = 6$  and  $Card(\hat{\mathcal{A}}_n \setminus \mathcal{A}) = 0$ . In Table 1, for standard Gaussian errors, the values considered for  $\gamma$  are  $1/8$  and  $2$ . Since for  $\gamma = 1/8$  the number of false non-zeros, which in addition increases with  $n$ , is much larger than for  $\gamma = 2$  and for  $\gamma = 2$  the number of the true non-zeros decreases with  $n$ , these values will be dropped, other two values will be considered in Table 2. In Table 2, taking  $\gamma \in \{5/8, 1\}$ , for the adaptive LASSO expectile method, all significant variables are detected when  $n$  is large enough, the number  $p$  of variables not coming into play. We observe that the penalized expectile method better detects non-zero parameters compared to the penalized quantile method, especially for exponential errors. For small values of  $n$ , the expectile method makes less false detections of non-significant variables as significant variables. Concerning the two values considered for  $\gamma$ , when  $\gamma = 5/8$ , there are a little more true non-zeros detected, while, when  $\gamma = 1$ , there are fewer false non-zeros. This trend will be also confirmed by the following numerical studies.

#### 4.2. Simulation study : case when $p_0$ varies with $n$

In this subsection, we always compare expectile and quantile penalized methods, but when the values considered for  $p$  are larger than  $n$ . Moreover, the number of non-zero parameters can increase as  $n$  increases. In Table 3 we take  $p = 4n$ ,  $p_0 = 2\lceil n^{1/2} \rceil$ , with  $\lceil x \rceil$  the entire part of  $x$ , the power  $\gamma \in \{5/8, 1\}$  and  $\varepsilon \sim \mathcal{Exp}(-2.5)$ . The true value of the non-null

TABLE 3: Study of the sparsity evolution and of the estimation accuracy for the expectile (ES) and quantile framework, with  $p$  and  $p_0$  depending on  $n$  :  $p = 4n$ ,  $p_0 = 2\lceil n^{1/2} \rceil$ .

$\varepsilon$	$n$	$100p_0^{-1}Card(\mathcal{A} \cap \hat{\mathcal{A}}_n)$			$100(n - p_0)^{-1}Card(\hat{\mathcal{A}}_n \setminus \mathcal{A})$			$mean( \hat{\beta}_n - \beta^0 )$			$mean( (\hat{\beta}_n - \beta^0)_{\mathcal{A}} )$		
		ES		Q	ES		Q	ES		Q	ES		Q
		$\gamma = 5/8$	$\gamma = 1$		$\gamma = 5/8$	$\gamma = 1$		$\gamma = 5/8$	$\gamma = 1$		$\gamma = 5/8$	$\gamma = 1$	
$\mathcal{N}(0, 1)$	75	98	97.4	98	3.3	2.7	3.6	0.01	0.01	0.01	0.22	0.23	0.22
	100	99.4	99.2	99.3	1.1	0.46	1.5	0.007	0.006	0.007	0.13	0.13	0.13
	200	100	100	100	0.02	0.008	0.07	0.002	0.002	0.002	0.07	0.07	0.07
	400	100	100	100	0.01	0.008	0.002	0.001	0.001	0.001	0.05	0.04	0.05
$\varepsilon \sim \mathcal{Exp}(-2.5)$	75	97	97	43	4.2	2.21	10.9	0.01	0.01	0.34	0.26	0.23	5.2
	100	99	98.6	49	1.6	0.78	11.6	0.008	0.008	0.35	0.16	0.15	5.7
	200	100	100	77	0.05	0.01	5	0.002	0.002	0.13	0.08	0.08	3.1
	400	100	100	98	0.04	0.02	0.37	0.001	0.001	0.007	0.05	0.05	0.28
$\mathcal{N}(0, 4 \cdot 10^{-2}) + \chi^2(1)$	75	94	93.3	70	3.7	2.55	12.4	0.02	0.02	0.18	0.40	0.37	2.58
	100	97	96	80	1.5	0.81	9.8	0.01	0.01	0.13	0.26	0.22	2.07
	200	99.8	99.6	99	0.02	0.01	0.26	0.003	0.002	0.003	0.1	0.08	0.1
	400	100	100	100	0.02	0.002	0	0.001	0.001	0.001	0.05	0.04	0.02

parameter vector is  $\beta_{\mathcal{A}}^0 = (1, \dots, p_0)$ . We assess model selection by calculating the percentage  $(100p_0^{-1}Card(\mathcal{A} \cap \hat{\mathcal{A}}_n))$  of the non-zero parameters with a non-zero estimation and the percentage of false significant variables  $(100(n - p_0)^{-1}Card(\hat{\mathcal{A}}_n \setminus \mathcal{A}))$ , by the two estimation methods. We also give the accuracy of the complete estimation vectors  $(mean(|\hat{\beta}_n - \beta^0|))$  and of the estimations of non-zero parameters  $(mean(|(\hat{\beta}_n - \beta^0)_{\mathcal{A}}|))$  (average absolute estimation error) obtained on 1000 Monte Carlo replications. More precisely, if  $M$  is the Monte Carlo replication number and  $\hat{\beta}_{n,j}^{(m)}$  is the estimation of  $\beta_j^0$  obtained for the Monte Carlo replication with the number  $m$ , then,  $mean(|\hat{\beta}_n - \beta^0|) = (Mp)^{-1} \sum_{m=1}^M \sum_{j=1}^p |\hat{\beta}_{n,j}^{(m)} - \beta_j^0|$ . Similarly we calculate  $mean(|(\hat{\beta}_n - \beta^0)_{\mathcal{A}}|) = (Mp)^{-1} \sum_{m=1}^M \sum_{j=1}^{p_0} |\hat{\beta}_{n,j}^{(m)} - \beta_j^0|$ . For the Gaussian standardized errors, the results are similar by the two estimation methods. The results remain very good when the errors have an exponential law or a mixing between a Gaussian with a  $\chi^2(1)$  law for the proposed adaptive LASSO expectile method, even for small values for  $n$ , the results being more accurate for  $\gamma = 1$  than for  $\gamma = 5/8$ . Furthermore, the adaptive LASSO quantile method, provides less accurate estimations, even when it correctly detects significant variables (for values of  $n$  large), which can pose problems of application in practice. In Table 4, taking  $p = \lceil n \log(n) \rceil$ , the value of  $p$  is increased compared to that considered in Table 3. Furthermore, the sparsity of the model is more accentuated by considering  $p_0 = 2\lceil n^{1/4} \rceil$ . Two values for  $\beta_{\mathcal{A}}^0$  are considered :  $(1, 2, \dots, p_0)$  and  $\mathbf{1}_{p_0} = (1, \dots, 1)$  while for the model errors, only the exponential distribution  $\varepsilon \sim \mathcal{Exp}(-2.5)$  is made. For both values of  $\beta^0$ , the expectile method with adaptive LASSO penalty gives very good results for identifying of null and non-null parameters, while the quantile method identifies all significant variables only when  $n$  is large (greater than 200). Comparing Tables 3 and 4, for  $n$  fixed and exponential law, we deduce that the penalized expectile estimation quality of the model does not vary for two different  $p$ . Furthermore, the quality is better if  $p_0$  decreases and when  $\gamma = 1$ .

TABLE 4: Study of the sparsity evolution and of the estimation accuracy for the expectile (ES) and quantile framework, with  $p$  and  $p_0$  depending on  $n : p = \lfloor n \log(n) \rfloor$ ,  $p_0 = 2\lfloor n^{1/4} \rfloor$ ,  $\varepsilon \sim \mathcal{Exp}(-2.5)$ .

$\beta_{\mathcal{A}}^0$	$n$	$100p_0^{-1} \text{Card}(\mathcal{A} \cap \hat{\mathcal{A}}_n)$			$100(n - p_0)^{-1} \text{Card}(\hat{\mathcal{A}}_n \setminus \mathcal{A})$			$\text{mean}( \hat{\beta}_n - \beta^0 )$			$\text{mean}( (\hat{\beta}_n - \beta^0)_{\mathcal{A}} )$		
		ES		Q	ES		Q	ES		Q	ES		Q
		$\gamma = 5/8$		$\gamma = 1$	$\gamma = 5/8$		$\gamma = 1$	$\gamma = 5/8$		$\gamma = 1$	$\gamma = 5/8$		$\gamma = 1$
		$\gamma = 5/8$	$\gamma = 1$		$\gamma = 5/8$	$\gamma = 1$		$\gamma = 5/8$	$\gamma = 1$		$\gamma = 5/8$	$\gamma = 1$	
$(1, 2, \dots, p_0)$	75	99.8	99	76	0.27	0.02	0.22	0.002	0.002	0.008	0.19	0.19	0.67
	100	100	99.9	87	0.12	0.008	0.11	0.002	0.002	0.007	0.15	0.14	0.53
	200	100	100	98	0	0	0	0.0006	0.0005	0.001	0.10	0.09	0.24
	400	100	100	100	0	0	0	0.0002	0.0005	0.0004	0.06	0.09	0.14
$(1, \dots, 1)$	75	98.4	97.9	30	0.32	0.03	0.25	0.004	0.004	0.01	0.31	0.35	0.83
	100	99.8	99.4	36	0.26	0.03	0.17	0.003	0.003	0.01	0.25	0.28	0.81
	200	100	100	82	0.02	0	0.005	0.0009	0.001	0.003	0.16	0.18	0.51
	400	100	100	100	0	0	0	0.0003	0.0003	0.007	0.11	0.11	0.23

### 4.3. Sparsity study function of $\gamma$

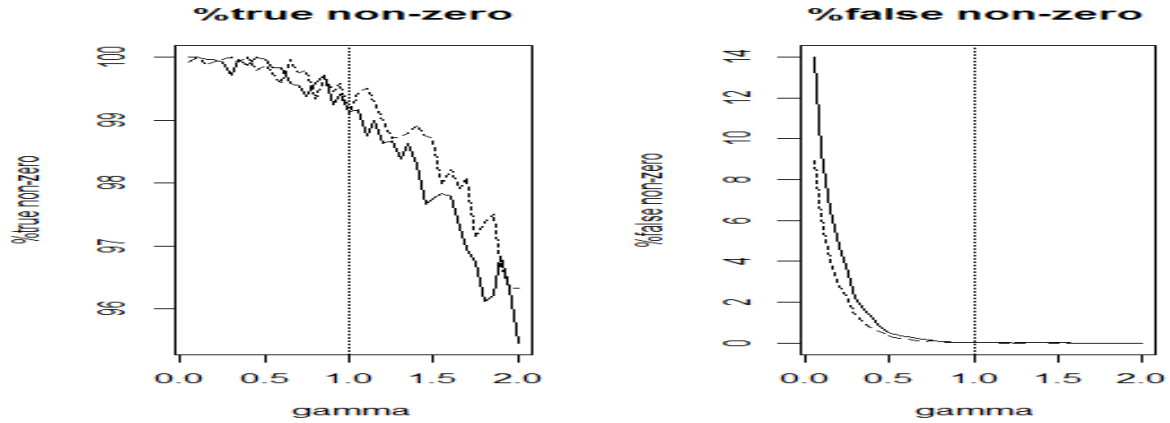


FIGURE 1: Percentage of true (to the left) and false non-zero, for  $\varepsilon \sim \mathcal{Exp}(-2.5)$ ,  $n = 75$ . Two value for the number of parameters :  $p = 100$  (dotes line) and  $p = 200$  (solid line).

In Figure 1 we present for a model with sample size  $n = 75$ , errors  $\varepsilon \sim \mathcal{Exp}(-2.5)$ , the percentage of the true non-zero parameters estimated by adaptive LASSO expectile method (sub-figure to the left) and the percentage of the true zeros estimated as non-zero (to right), for two values of  $p$  :  $p = 100$  (dotes line) and  $p = 200$  (solid line). We observe that for  $\gamma \in (0, 1.2]$  the estimation rate of the non-zero parameters by a non-zero estimation exceeds 99%, for  $\gamma \geq 0.5$  the rate of false non-zero is less than 1% and this last rate decreases when  $\gamma$  increases. A similar study is presented in Figure 2 for  $n = 100$ ,  $p \in \{100, 400\}$  and we deduce the same conclusions as in Figure 1.

In view of all this, we may deduce that for a power  $\gamma \in [0.5, 1.25]$ , the error rates (of false zeros and false non-zeros) are less than 1%.

For errors  $\varepsilon \sim \mathcal{N}(0, 4 \cdot 10^{-2}) + \chi^2(1)$  (see Figures 3 and 4), the detection rate of the true

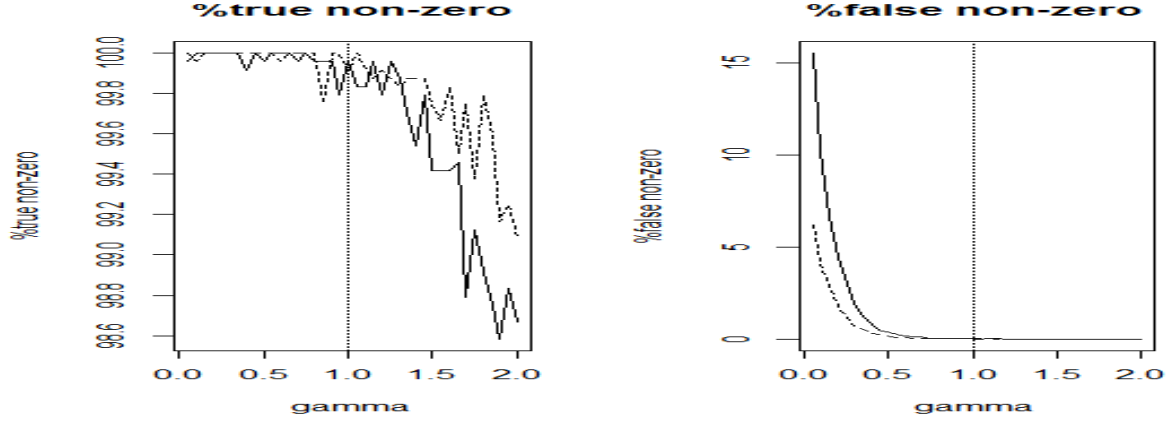


FIGURE 2: Percentage of true and false non zero, for  $\varepsilon \sim \text{Exp}(-2.5)$ ,  $n = 100$ . Two value for the number of parameters :  $p = 100$  (doted line) and  $p = 400$  (solid line).

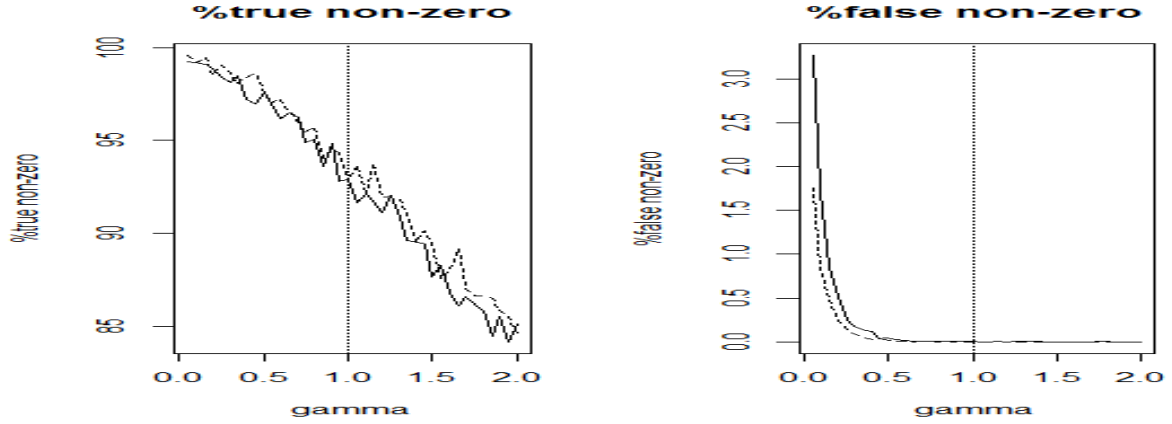


FIGURE 3: Percentage of true and false non zero, for  $\varepsilon \sim \mathcal{N}(0, 4 \cdot 10^{-2}) + \chi^2(1)$ ,  $n = 75$ . Two value for the number of parameters :  $p = 100$  (doted line) and  $p = 200$  (solid line).

non-zero parameters decreases faster when  $\gamma$  increases, the rate of false non-zeros remaining the same as for exponential errors (Figures 1 and 2).

#### 4.4. Application to real data

We use the data *eyedata* of R package *flare* which contains  $n = 120$  observations (rats) for the response variable of gene *TRIM32* and 200 explanatory variables, other genes probes, from the microarray experiments of mammalian-eye tissue samples in Scheetz et al. (2006). The objective is to find genes that are correlated with the TRIM32 gene, known

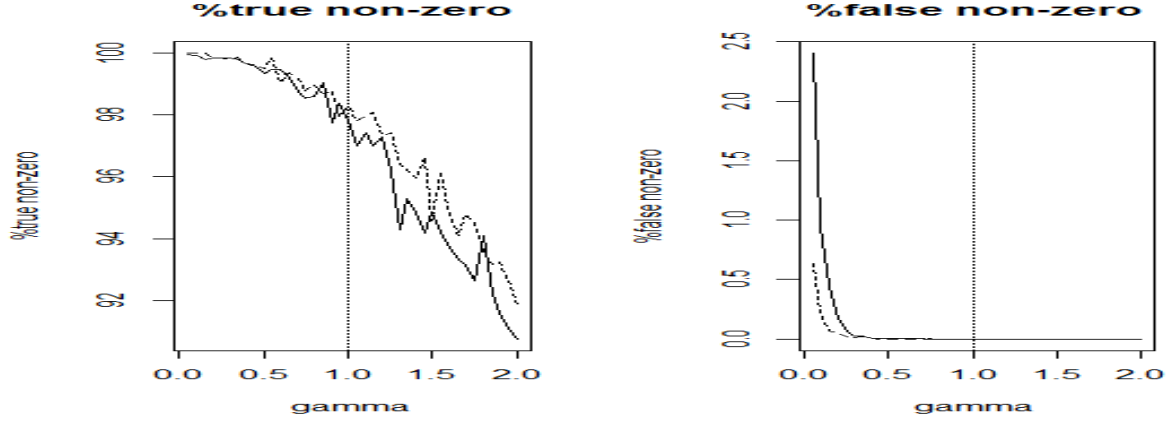


FIGURE 4: Percentage of true and false non zero, for  $\varepsilon \sim \mathcal{N}(0, 4 \cdot 10^{-2}) + \chi^2(1)$ ,  $n = 100$ . Two value for the number of parameters :  $p = 100$  (dotted line) and  $p = 400$  (solid line).

to cause Bardet–Biedl syndrome, a genetically disease of multiple organ systems including the retina.

In order to calculate in applications the expectile index  $\tau$ , we standardize the values of the explained variable  $\tilde{y}_i = (y_i - \bar{y}_n)/(\hat{\sigma}_y)$ . Afterwards, based on relation (4), we calculate the empirical estimation of  $\tau$  :

$$\hat{\tau} = \frac{n^{-1} \sum_{i=1}^n \tilde{y}_i \mathbb{1}_{\tilde{y}_i < 0}}{n^{-1} \left( \sum_{i=1}^n \tilde{y}_i \mathbb{1}_{\tilde{y}_i < 0} - \sum_{i=1}^n \tilde{y}_i \mathbb{1}_{\tilde{y}_i > 0} \right)}.$$

Then, in model (1), the response variable is  $\tilde{Y}_i = (Y_i - \bar{Y}_n)/\hat{\sigma}_Y$ , with  $\hat{\sigma}_Y$  the empirical standard deviation and  $\bar{Y}_n$  empirical mean of  $Y$ . For this application, we get  $\hat{\tau} = 0.533$  and  $\gamma = 5/8$ .

We obtain, for  $\gamma = 5/8$ ,  $\lambda_n = n^{2/5}$ , by the method adaptive LASSO expectile that the genes whose expressions influence gene TRIM32 are 87, 153, 180, 185 with the labels : "21092", "25141", "28680" and "28967". The obtained estimations for the coefficients of these four explanatory variables are respectively :  $-0.65$ ,  $2.24$ ,  $0.28$  and  $-0.35$ . In Figure 5 we illustrate the histogram and the boxplot for response variable TRIM32. We observe that it don't have a symmetrical law.

If a classical LS regression of the TRIM32 variable in respect to the four selected covariates is performed, we obtain a model with an adjusted  $R^2 = 0.74$  and with residual standard error = 0.50. The all four variables are significant and the residuals have Gaussian distribution (the p-value by Shapiro test equal to 0.45). In the sub-figure of the right-hand side of Figure 5, we also present, the forecasts beside of the true values of TRIM32. We observe that the scater graph is on the first bisectrix.

By the adaptive LASSO quantile method, no variable is selected among the 200 explana-

tory ones.

In literature works that model the same data, variable number 153, tagged "25141", has been selected as the sole regressor by the bayesian shrinkage in Song and Liang (2017) and by a globally adaptive quantile method in Zheng et al. (2015) for quantile index between 0.45 and 0.55. In this last paper, there are other covariates that appear to be significant for other quantile index values. These variables are : "11711", "24565", "25141", "25367", "21092", "29045", "25439", "22140", "15863" and "6222". If we make a classic regression for these ten regressors, we obtain, with a risk of 0.05 that only the variables "25141", "21092", "29045", "15863", "6222" are significant, in a model of lower quality (adjusted  $R^2 = 0.72$ , residual standard error=0.52) than the one with the four explanatory variables found in the present paper.

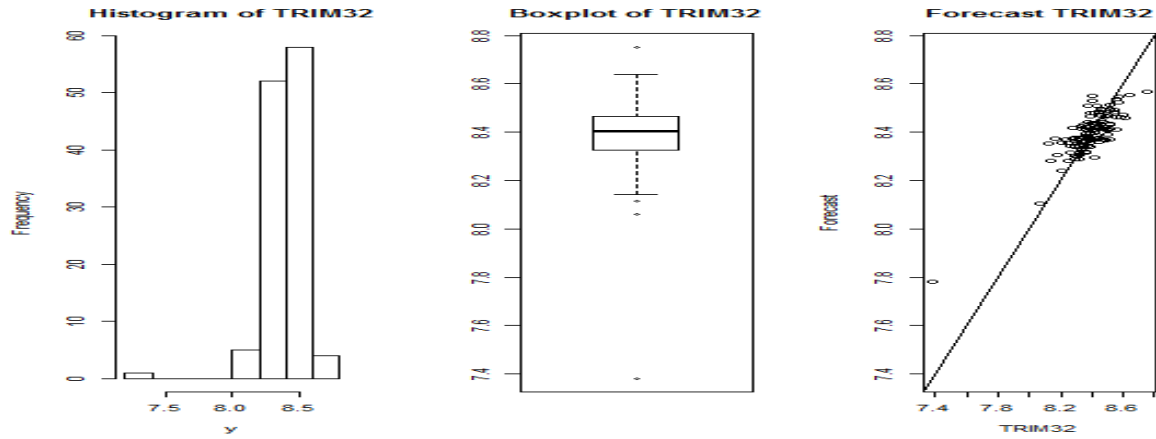


FIGURE 5: Histogram and boxplot of TRIM32. Scatter graph between forecast and the true value of TRIM32.

## 5. Proofs

In this section we give the proofs of the results presented in Sections 2 and 3.

### 5.1. Result proofs in Section 2

#### Proof of Theorem 2.1.

(i) In order to show the convergence rate of the expectile estimator, we show that for all  $\epsilon > 0$ , there exists  $B_\epsilon > 0$ , large enough when  $n$  is large, such that :

$$\mathbb{P}\left[\inf_{\mathbf{u} \in \mathbb{R}^p, \|\mathbf{u}\|_2=1} Q_n(\boldsymbol{\beta}^0 + B_\epsilon \sqrt{\frac{p}{n}} \mathbf{u}) > Q_n(\boldsymbol{\beta}^0)\right] \geq 1 - \epsilon. \quad (5)$$

This part of proof is similar to that of Lemma 1.2 in Zhao et al. (2018), for the convergence rate of the oracle estimator. Let  $B > 0$  be a constant to be determined later and  $\mathbf{u}$  a vector

in  $\mathbb{R}^p$  with the norm  $\|\mathbf{u}\|_2 = 1$ . Let's study the difference :

$$\begin{aligned} Q_n(\beta^0 + B\sqrt{\frac{p}{n}}\mathbf{u}) - Q_n(\beta^0) &= \sum_{i=1}^n [\rho_\tau(\varepsilon_i - B\sqrt{\frac{p}{n}}\mathbf{X}_i^t\mathbf{u}) - \rho_\tau(\varepsilon_i)] \\ &= \sum_{i=1}^n [\rho_\tau(\varepsilon_i - B\sqrt{\frac{p}{n}}\mathbf{X}_i^t\mathbf{u}) - \rho_\tau(\varepsilon_i) - \mathbb{E}[\rho_\tau(\varepsilon_i - B\sqrt{\frac{p}{n}}\mathbf{X}_i^t\mathbf{u}) - \rho_\tau(\varepsilon_i)]] \\ &\quad + \sum_{i=1}^n \mathbb{E}[\rho_\tau(\varepsilon_i - B\sqrt{\frac{p}{n}}\mathbf{X}_i^t\mathbf{u}) - \rho_\tau(\varepsilon_i)] \equiv \Delta_1 + \Delta_2. \end{aligned}$$

We first study the term  $\Delta_2$ . By Taylor expansion, we have :  $\mathbb{E}[\rho_\tau(\varepsilon - t) - \rho_\tau(\varepsilon)] = \mathbb{E}[-g_\tau(\varepsilon)t + 2^{-1}h_\tau(\varepsilon)t^2] + o(t^2) = 2^{-1}\mathbb{E}[h_\tau(\varepsilon)]t^2 + o(t^2)$ . By the Cauchy-Schwarz inequality, we have that  $|\mathbf{X}_i^t\mathbf{u}|^2 \leq \|\mathbf{X}_i\|_2^2\|\mathbf{u}\|_2^2$  and then, using assumption (A3), we obtain that  $(pn^{-1})^{1/2} \max_{1 \leq i \leq n} |\mathbf{X}_i^t\mathbf{u}| \xrightarrow{n \rightarrow \infty} 0$ . Thus,

$$\Delta_2 = \frac{1}{2} \sum_{i=1}^n \left[ B^2 \frac{p}{n} (\mathbf{X}_i^t\mathbf{u})^2 \mathbb{E}[h_\tau(\varepsilon)] + o\left(B^2 \frac{p}{n} (\mathbf{X}_i^t\mathbf{u})^2 \mathbb{E}[h_\tau(\varepsilon)]\right) \right].$$

On the other hand,

$$2 \min(\tau, 1 - \tau) \leq \mathbb{E}[h_\tau(\varepsilon)] = 2\tau\mathbb{E}[\mathbb{1}_{\varepsilon \geq 0}] + 2(1 - \tau)\mathbb{E}[\mathbb{1}_{\varepsilon < 0}] \leq 2 \max(\tau, 1 - \tau).$$

Then

$$0 < \Delta_2 = B^2 \frac{p}{n} \mathbb{E}[h_\tau(\varepsilon)] \sum_{i=1}^n (\mathbf{X}_i^t\mathbf{u})^2 (1 + o(1)) = O(B^2 p). \quad (6)$$

We are now studying the term  $\Delta_1$ . Let us consider the random variable :

$$D_i \equiv \rho_\tau(\varepsilon_i - B\sqrt{\frac{p}{n}}\mathbf{X}_i^t\mathbf{u}) - \rho_\tau(\varepsilon_i) + B\sqrt{\frac{p}{n}}g_\tau(\varepsilon_i)\mathbf{X}_i^t\mathbf{u}. \quad (7)$$

Then, we can write  $\Delta_1$  as :

$$\Delta_1 = \sum_{i=1}^n [-B\sqrt{\frac{p}{n}}g_\tau(\varepsilon_i)\mathbf{X}_i^t\mathbf{u} + D_i - \mathbb{E}[D_i]].$$

Using assumption (A1) we have,  $\mathbb{E}[(pn^{-1})^{1/2}g_\tau(\varepsilon_i)\mathbf{X}_i^t\mathbf{u}] = 0$  and  $\mathbb{V}\text{ar}[(pn^{-1})^{1/2}g_\tau(\varepsilon_i)\mathbf{X}_i^t\mathbf{u}] = pn^{-1}\mathbf{u}^t \sum_{i=1}^n \mathbf{X}_i\mathbf{X}_i^t\mathbf{u} \mathbb{V}\text{ar}[g_\tau(\varepsilon)] = O(p)$ . Then, we have :

$$B\sqrt{\frac{p}{n}}g_\tau(\varepsilon_i)\mathbf{X}_i^t\mathbf{u} = O_{\mathbb{P}}(p^{1/2}B). \quad (8)$$



By Taylor expansion of  $\rho_\tau(\varepsilon_i - B(pn^{-1})^{1/2}\mathbf{X}_i^t\mathbf{u})$  around of  $\varepsilon_i$ , we can write  $D_i$  also in the form :  $D_i = 2^{-1}B^2pn^{-1}|\mathbf{X}_i^t\mathbf{u}|^2h_\tau(\tilde{\varepsilon}_i)$ , with  $\tilde{\varepsilon}_i$  a random variable between  $\varepsilon_i$  and  $\varepsilon_i + B(pn^{-1})^{1/2}\mathbf{X}_i^t\mathbf{u}$ . On the other hand, given the definition of the function  $h$ , we have that :

$$\mathbb{P}[2\min(\tau, 1-\tau) \leq h_\tau(\tilde{\varepsilon}_i) \leq 2\max(\tau, 1-\tau)] = 1, \quad (9)$$

and also  $\text{Var}[D_i] \leq \mathbb{E}[D_i^2] = 4^{-1}B^4|\mathbf{X}_i^t\mathbf{u}|^4\mathbb{E}[h_\tau^2(\tilde{\varepsilon}_i)]$ . But  $h_\tau^2(\tilde{\varepsilon}_i) = 4\tau^2\mathbb{1}_{\tilde{\varepsilon}_i > 0} + 4(1-\tau)^2\mathbb{1}_{\tilde{\varepsilon}_i < 0}$ , then,  $\mathbb{E}[h_\tau^2(\tilde{\varepsilon}_i)] \leq 4\max(\tau^2, (1-\tau)^2) \leq 4$ . Thus,  $\text{Var}[D_i] \leq B^4p^2n^{-2}|\mathbf{X}_i^t\mathbf{u}|^4$ . On the other hand, the random variables  $D_i$  defined by (7), are independent. Then,

$$\sum_{i=1}^n [D_i - \mathbb{E}[D_i]] = O_{\mathbb{P}}\left(\sqrt{\sum_{i=1}^n \text{Var}[D_i]}\right) \leq O_{\mathbb{P}}\left(\sqrt{\sum_{i=1}^n \mathbb{E}[D_i^2]}\right) = O_{\mathbb{P}}\left(B^2 \frac{p}{n^{1/2}}\right). \quad (10)$$

Relations (8) and (10), imply, since  $pn^{-1} \rightarrow 0$ , when  $n \rightarrow \infty$ , that :

$$\Delta_1 = O_{\mathbb{P}}(Bp^{1/2}) + O_{\mathbb{P}}(B^2pn^{-1/2}) = O_{\mathbb{P}}(Bp^{1/2}).$$

Then, this last relation together relation (6) imply  $\Delta_2 > |\Delta_1|$ , with probability converging to one, for  $B$  large enough. Relation (5) follows, which implies the convergence rate of the expectile estimator.

(ii) For  $p$ -vector  $\mathbf{u} = (u_1, \dots, u_p)$ , with  $\|\mathbf{u}\|_2 = 1$  and  $B > 0$  a constant, let us consider the difference

$$R_n(\beta^0 + B\sqrt{\frac{p}{n}}\mathbf{u}) - R_n(\beta^0) = Q_n(\beta^0 + B\sqrt{\frac{p}{n}}\mathbf{u}) - Q_n(\beta^0) + n\lambda_n \sum_{j=1}^p \hat{\omega}_{n,j} [|\beta_j^0 + B\sqrt{\frac{p}{n}}u_j| - |\beta_j^0|]. \quad (11)$$

The first term of the right-hand side of (11) becomes by the above proof for (i),

$$Q_n(\beta^0 + B\sqrt{\frac{p}{n}}\mathbf{u}) - Q_n(\beta^0) = B^2 \frac{p}{n} \mathbb{E}[h_\tau(\varepsilon)] \sum_{i=1}^n (\mathbf{X}_i^t\mathbf{u})^2 (1 + o_{\mathbb{P}}(1)) = O_{\mathbb{P}}(B^2p). \quad (12)$$

Furthermore, for the penalty of (11) we have :

$$n\lambda_n \sum_{j=1}^p \hat{\omega}_{n,j} [|\beta_j^0 + B\sqrt{\frac{p}{n}}u_j| - |\beta_j^0|] \geq n\lambda_n \sum_{j=1}^{p_0} \hat{\omega}_{n,j} [|\beta_j^0 + B\sqrt{\frac{p}{n}}u_j| - |\beta_j^0|] \geq -n\lambda_n \sum_{j=1}^{p_0} \hat{\omega}_{n,j} B\sqrt{\frac{p}{n}}|u_j|.$$

By the Cauchy-Schwarz inequality and afterwards by (i), we have

$$\geq -n\lambda_n B\sqrt{\frac{p}{n}} \left( \sum_{j=1}^{p_0} \hat{\omega}_{n,j}^2 \right)^{1/2} \|\mathbf{u}\|_2 = -B\sqrt{\frac{p}{n}} p_0^{1/2} \lambda_n = -Bp_0^{1/2} n^{(1+c)/2} \lambda_n. \quad (13)$$

Since  $p_0^{1/2}n^{(1-c)/2}\lambda_n \rightarrow 0$ , as  $n \rightarrow \infty$ , we obtain that relation (12) dominates (13) and the assertion regarding the convergence rate of  $\widehat{\beta}_n$  results.  $\blacksquare$

**Proof of Theorem 2.2.**

(i) Let us consider the parameter set :  $\mathcal{V}_p(\beta^0) \equiv \{\beta \in \mathbb{R}^p; \|\beta - \beta^0\|_2 \leq B\sqrt{\frac{p}{n}}\}$ , with  $B > 0$  large enough and  $\mathcal{W}_n \equiv \{\beta \in \mathcal{V}_p(\beta^0); \|\beta_{\mathcal{A}^c}\|_2 > 0\}$ . According to Theorem 2.1, the estimator  $\widehat{\beta}_n$  belongs to the set  $\mathcal{V}_p(\beta^0)$  with a probability converging to 1 as  $n \rightarrow \infty$ . In order to show the sparsity property of claim (i), we will show that,  $\lim_{n \rightarrow \infty} \mathbb{P}[\widehat{\beta}_n \in \mathcal{W}_n] = 0$ . Note that if  $\beta \in \mathcal{W}_n$ , then  $p > p_0$ .

Let us consider two parameter vectors :  $\beta = (\beta_{\mathcal{A}}, \beta_{\mathcal{A}^c}) \in \mathcal{W}_n$  and  $\beta^{(1)} = (\beta_{\mathcal{A}}^{(1)}, \beta_{\mathcal{A}^c}^{(1)}) \in \mathcal{V}_p(\beta^0)$ , such that  $\beta_{\mathcal{A}}^{(1)} = \beta_{\mathcal{A}}$  and  $\beta_{\mathcal{A}^c}^{(1)} = \mathbf{0}_{p-p_0}$ . For this parameters, we will study the following difference :

$$n^{-1}[R_n(\beta) - R_n(\beta^{(1)})] = n^{-1}[Q_n(\beta) - Q_n(\beta^{(1)})] + \lambda_n \sum_{j=p_0+1}^p \widehat{\omega}_{n,j} |\beta_j|. \quad (14)$$

For the first term of the right-hand side of relation (14), we have

$$\begin{aligned} & n^{-1} \sum_{i=1}^n [\rho_{\tau}(Y_i - \mathbf{X}_i^t \beta^{(1)}) - \rho_{\tau}(Y_i - \mathbf{X}_i^t \beta)] \\ &= n^{-1} \sum_{i=1}^n [\rho_{\tau}(\varepsilon_i - \mathbf{X}_{i,\mathcal{A}}^t(\beta_{\mathcal{A}} - \beta_{\mathcal{A}}^0)) - \rho_{\tau}(\varepsilon_i - \mathbf{X}_{i,\mathcal{A}}^t(\beta_{\mathcal{A}} - \beta_{\mathcal{A}}^0) - \mathbf{X}_{i,\mathcal{A}^c}^t \beta_{\mathcal{A}^c})] \\ &= n^{-1} \sum_{i=1}^n [g(\varepsilon_i) \mathbf{X}_{i,\mathcal{A}}^t(\beta_{\mathcal{A}} - \beta_{\mathcal{A}}^0) + \frac{h(\varepsilon_i)}{2} (\mathbf{X}_{i,\mathcal{A}}^t(\beta_{\mathcal{A}} - \beta_{\mathcal{A}}^0))^2 + o_{\mathbb{P}}(\mathbf{X}_{i,\mathcal{A}}^t(\beta_{\mathcal{A}} - \beta_{\mathcal{A}}^0))^2] \\ &\quad - n^{-1} \sum_{i=1}^n [g(\varepsilon_i) \mathbf{X}_i^t(\beta_{\mathcal{A}} - \beta_{\mathcal{A}}^0, \beta_{\mathcal{A}^c}) + \frac{h(\varepsilon_i)}{2} (\mathbf{X}_i^t(\beta_{\mathcal{A}} - \beta_{\mathcal{A}}^0, \beta_{\mathcal{A}^c}))^2 + o_{\mathbb{P}}(\mathbf{X}_i^t(\beta_{\mathcal{A}} - \beta_{\mathcal{A}}^0, \beta_{\mathcal{A}^c}))^2]. \end{aligned}$$

By similar arguments used in the proof of Theorem 2.1(i) we have

$$\begin{aligned} n^{-1} \sum_{i=1}^n g(\varepsilon_i) \mathbf{X}_{i,\mathcal{A}}^t(\beta_{\mathcal{A}} - \beta_{\mathcal{A}}^0) &= \mathbb{E}[n^{-1} \sum_{i=1}^n g(\varepsilon_i) \mathbf{X}_{i,\mathcal{A}}^t(\beta_{\mathcal{A}} - \beta_{\mathcal{A}}^0)] \\ &\quad + O_{\mathbb{P}}\left(\mathbb{V}\text{ar}\left[n^{-1} \sum_{i=1}^n g(\varepsilon_i) \mathbf{X}_{i,\mathcal{A}}^t(\beta_{\mathcal{A}} - \beta_{\mathcal{A}}^0)\right]\right)^{1/2} \\ &= O_{\mathbb{P}}\left(\mathbb{V}\text{ar}\left[n^{-1} \sum_{i=1}^n g(\varepsilon_i) \mathbf{X}_{i,\mathcal{A}}^t(\beta_{\mathcal{A}} - \beta_{\mathcal{A}}^0)\right]\right)^{1/2} \leq O_{\mathbb{P}}\left(\frac{\mathbb{E}[g^2(\varepsilon_i)]}{n^2} \sum_{i=1}^n \|\mathbf{X}_{i,\mathcal{A}}\|_2^2 \|\beta_{\mathcal{A}} - \beta_{\mathcal{A}}^0\|_2^2\right)^{1/2} \\ &= O_{\mathbb{P}}\left(\frac{1}{n} \frac{p}{n}\right)^{1/2} = O_{\mathbb{P}}\left(\frac{p^{1/2}}{n}\right). \end{aligned}$$

Proceeding similarly as above, we get :

$$n^{-1} \sum_{i=1}^n g(\varepsilon_i) \mathbf{X}_i^t (\boldsymbol{\beta}_{\mathcal{A}} - \boldsymbol{\beta}_{\mathcal{A}}^0, \boldsymbol{\beta}_{\mathcal{A}^c}) = O_{\mathbb{P}} \left( \frac{p^{1/2}}{n} \right).$$

Taking into account relation (9), we deduce that :  $0 < n^{-1} \sum_{i=1}^n h(\varepsilon_i) (\mathbf{X}_i^t (\boldsymbol{\beta}_{\mathcal{A}} - \boldsymbol{\beta}_{\mathcal{A}}^0, \boldsymbol{\beta}_{\mathcal{A}^c}))^2 = O_{\mathbb{P}}(\|\boldsymbol{\beta}_{\mathcal{A}} - \boldsymbol{\beta}_{\mathcal{A}}^0\|_2^2) = O_{\mathbb{P}}(pn^{-1})$  and also that,

$$0 < n^{-1} \sum_{i=1}^n h(\varepsilon_i) (\mathbf{X}_{i,\mathcal{A}}^t (\boldsymbol{\beta}_{\mathcal{A}} - \boldsymbol{\beta}_{\mathcal{A}}^0))^2 = O_{\mathbb{P}} \left( \frac{p}{n} \right).$$

By these relations, we obtain that the first term of the right-hand side of relation (14) is of order  $pn^{-1}$ . For the penalty of the right-hand side of relation (14), taking into account Theorem 2.1(i) and since  $\boldsymbol{\beta} \in \mathcal{W}_n$  we obtain :

$$\lambda_n \sum_{j=p_0+1}^p \widehat{\omega}_{n,j} |\beta_j| \geq C \lambda_n \left( \frac{p}{n} \right)^{(1-\gamma)/2}.$$

Using the supposition  $\lambda_n (pn^{-1})^{-(1+\gamma)/2} \xrightarrow[n \rightarrow \infty]{} \infty$ , that is  $\lambda_n n^{(1-c)(1+\gamma)/2} \xrightarrow[n \rightarrow \infty]{} \infty$ , we have that in the right-hand side of relation (14), it's the penalty that dominates. Then, since  $n^{-1} [Q_n(\boldsymbol{\beta}) - Q_n(\boldsymbol{\beta}^{(1)})] = O_{\mathbb{P}}(pn^{-1})$ , we have,

$$n^{-1} [R_n(\boldsymbol{\beta}) - R_n(\boldsymbol{\beta}^{(1)})] \geq C \lambda_n \left( \frac{p}{n} \right)^{(1-\gamma)/2}. \quad (15)$$

But, on the other hand, since  $\boldsymbol{\beta}_{\mathcal{A}^c}^{(1)} = \mathbf{0}_{p-p_0}$ , by similar arguments as above, we have,  $n^{-1} [R_n(\boldsymbol{\beta}^0) - R_n(\boldsymbol{\beta}^{(1)})] = O_{\mathbb{P}}(pn^{-1})$ . From the last relation together relation (15), since  $\lambda_n (pn^{-1})^{-(1+\gamma)/2} \xrightarrow[n \rightarrow \infty]{} \infty$ , we deduce,  $\lim_{n \rightarrow \infty} \mathbb{P}[\widehat{\boldsymbol{\beta}}_n \in \mathcal{W}_n] = 0$ .

(ii) Given the previous result we consider the parameter vector  $\boldsymbol{\beta}$  of the form :  $\boldsymbol{\beta} = \boldsymbol{\beta}^0 + (pn^{-1})^{1/2} \boldsymbol{\delta}$ , with  $\boldsymbol{\delta} = (\boldsymbol{\delta}_{\mathcal{A}}, \boldsymbol{\delta}_{\mathcal{A}^c})$ ,  $\boldsymbol{\delta}_{\mathcal{A}^c} = \mathbf{0}_{p-p_0}$ ,  $\|\boldsymbol{\delta}_{\mathcal{A}}\|_2 \leq C$ . We study then the following difference :

$$\frac{1}{n} R_n(\boldsymbol{\beta}^0 + \sqrt{\frac{p}{n}} \boldsymbol{\delta}) - \frac{1}{n} R_n(\boldsymbol{\beta}^0) = \frac{1}{n} \sum_{i=1}^n [\rho_{\tau}(Y_i - \mathbf{X}_i^t(\boldsymbol{\beta}^0 + \sqrt{\frac{p}{n}} \boldsymbol{\delta})) - \rho_{\tau}(\varepsilon_i)] + \mathcal{P}. \quad (16)$$

For the penalty  $\mathcal{P} = \lambda_n \sum_{j=1}^{p_0} \widehat{\omega}_{n,j} (|\beta_j| - |\beta_j^0|)$  of the right-hand side of relation (16) we have, by 2.1(i),  $\widehat{\omega}_{n,j} = |\widetilde{\beta}_{n,j}|^{-\gamma} = O_{\mathbb{P}}(1)$  and by the triangular inequality  $||\beta_j| - |\beta_j^0|| \leq |\beta_j - \beta_j^0|$ . Then, as in the proof of Theorem 2.1, by relation (13), we obtain :

$$\mathcal{P} = O_{\mathbb{P}} \left( \lambda_n p_0^{1/2} \left( \frac{p}{n} \right)^{1/2} \right) = O_{\mathbb{P}} \left( \lambda_n p_0^{1/2} n^{(c-1)/2} \right). \quad (17)$$

For the first term of the right-hand side of relation (16) we have :

$$\begin{aligned}
& \frac{1}{n} \sum_{i=1}^n [\rho_\tau(Y_i - \mathbf{X}_{i,\mathcal{A}}^t(\boldsymbol{\beta}_{\mathcal{A}}^0 + \sqrt{\frac{p}{n}}\boldsymbol{\delta}_{\mathcal{A}})) - \rho_\tau(\varepsilon_i)] \\
&= -\frac{1}{n} \sum_{i=1}^n g(\varepsilon_i)(\mathbf{X}_{i,\mathcal{A}}^t\boldsymbol{\delta}_{\mathcal{A}})\sqrt{\frac{p}{n}} + \frac{1}{2n} \sum_{i=1}^n \left[ \frac{p}{n} \|\mathbf{X}_{i,\mathcal{A}}^t\boldsymbol{\delta}_{\mathcal{A}}\|_2^2 h(\varepsilon_i) + o_{\mathbb{P}}(\|\mathbf{X}_{i,\mathcal{A}}^t\boldsymbol{\delta}_{\mathcal{A}}\|^2) \right] \\
&= \left( -\frac{1}{n} \sqrt{\frac{p}{n}} \sum_{i=1}^n g(\varepsilon_i)(\mathbf{X}_{i,\mathcal{A}}^t\boldsymbol{\delta}_{\mathcal{A}}) + \frac{1}{2n} \frac{p}{n} \sum_{i=1}^n (\boldsymbol{\delta}_{\mathcal{A}}^t \mathbf{X}_{i,\mathcal{A}} \mathbf{X}_{i,\mathcal{A}}^t \boldsymbol{\delta}_{\mathcal{A}} h(\varepsilon_i)) \right) (1 + o_{\mathbb{P}}(1)) \\
&= \left( -\frac{1}{n} \sqrt{\frac{p}{n}} \sum_{i=1}^n g(\varepsilon_i)(\mathbf{X}_{i,\mathcal{A}}^t\boldsymbol{\delta}_{\mathcal{A}}) \right. \\
&\quad \left. + \frac{1}{2n} \frac{p}{n} \sum_{i=1}^n (\boldsymbol{\delta}_{\mathcal{A}}^t \mathbf{X}_{i,\mathcal{A}} \mathbf{X}_{i,\mathcal{A}}^t \boldsymbol{\delta}_{\mathcal{A}} (\mathbb{E}[h(\varepsilon_i)] + h(\varepsilon_i) - \mathbb{E}[h(\varepsilon_i)])) \right) (1 + o_{\mathbb{P}}(1)) \\
&= \left( -\frac{1}{n} \sqrt{\frac{p}{n}} \sum_{i=1}^n g(\varepsilon_i)(\mathbf{X}_{i,\mathcal{A}}^t\boldsymbol{\delta}_{\mathcal{A}}) + \frac{1}{2n} \frac{p}{n} \sum_{i=1}^n (\boldsymbol{\delta}_{\mathcal{A}}^t \mathbf{X}_{i,\mathcal{A}} \mathbf{X}_{i,\mathcal{A}}^t \boldsymbol{\delta}_{\mathcal{A}} \mathbb{E}[h(\varepsilon_i)]) \right) (1 + o_{\mathbb{P}}(1)),
\end{aligned} \tag{18}$$

which has as minimizer the solution of

$$-\frac{1}{n} \sqrt{\frac{p}{n}} \sum_{i=1}^n g(\varepsilon_i) \mathbf{X}_{i,\mathcal{A}} + \boldsymbol{\Upsilon}_{n,\mathcal{A}} \sqrt{\frac{p}{n}} \boldsymbol{\delta}_{\mathcal{A}} \mathbb{E}[h(\varepsilon)] = \mathbf{0}_{p_0},$$

from where, we get,

$$\sqrt{\frac{p}{n}} \boldsymbol{\delta}_{\mathcal{A}} = \frac{\boldsymbol{\Upsilon}_{n,\mathcal{A}}^{-1}}{\mathbb{E}[h(\varepsilon)]} \frac{1}{n} \sum_{i=1}^n g(\varepsilon_i) \mathbf{X}_{i,\mathcal{A}}.$$

We deduce that, the minimum value of (18) is of order  $O_{\mathbb{P}}(pn^{-1}\|\boldsymbol{\delta}_{\mathcal{A}}\|_2) = O_{\mathbb{P}}(pn^{-1}) = O_{\mathbb{P}}(n^{c-1})$ . Taking into account the supposition  $\lambda_n p_0^{1/2} n^{(1-c)/2} \xrightarrow{n \rightarrow \infty} 0$  and relation (17), we have that,  $\mathcal{P} = o_{\mathbb{P}}(pn^{-1})$ . Then, in the right-hand side of relation (16), the first term is the dominant one.

Let us now consider the following random variable sequence :

$$W_i \equiv g(\varepsilon_i) \mathbf{u}^t \frac{\boldsymbol{\Upsilon}_{n,\mathcal{A}}^{-1}}{\mathbb{E}[h(\varepsilon)]} \mathbf{X}_{i,\mathcal{A}},$$

with  $\mathbf{u} \in \mathbb{R}^{p_0}$ ,  $\|\mathbf{u}\|_2 = 1$ . For the random variable  $W_i$ , we have that  $\mathbb{E}[W_i] = 0$  and  $\text{Var}[W_i] = \mathbb{E}^{-2}[h(\varepsilon)] \boldsymbol{\Upsilon}_{n,\mathcal{A}}^{-1} \mathbf{u}^t \mathbf{X}_{i,\mathcal{A}} \mathbf{X}_{i,\mathcal{A}}^t \mathbf{u} \text{Var}[g(\varepsilon_i)]$ . Thus, taking into account assumption

(A1), we get :

$$\sum_{i=1}^n \text{Var}[W_i] = n \frac{\mathbf{u}^t \boldsymbol{\Upsilon}_{n,\mathcal{A}}^{-1} \mathbf{u}}{\mathbb{E}^2[h(\varepsilon)]} \text{Var}[g(\varepsilon)],$$

which implies

$$\sqrt{n} \frac{\mathbb{E}[h(\varepsilon)]}{\sqrt{\text{Var}[g(\varepsilon)]}} \frac{\mathbf{u}^t (\hat{\boldsymbol{\beta}}_n - \boldsymbol{\beta}^0)_{\mathcal{A}}}{(\mathbf{u}^t \boldsymbol{\Upsilon}_{n,\mathcal{A}}^{-1} \mathbf{u})^{1/2}} \xrightarrow[n \rightarrow \infty]{\mathcal{L}} \mathcal{N}(0, 1).$$

The proof of claim (ii) is finished. ■

## 5.2. Result proofs in Section 3

### Proof of Theorem 3.1.

The proof is similar to that of Theorem 2.1. Consequently, we give only the main results. Otherwise, instead of the Cauchy-Schwarz inequality we use Holder's inequality :  $|\mathbf{X}_i^t \mathbf{u}| \leq \|\mathbf{X}_i\|_{\infty} \|\mathbf{u}\|_1$  and then we obtain :  $0 < \Delta_2 = O(B^2 b_n^2 n \|\mathbf{u}\|_1^2)$ .

For a  $p$ -vector  $\mathbf{u} = (u_1, \dots, u_p)$ , with  $\|\mathbf{u}\|_1 = 1$  and a constant  $B > 0$ , let be the difference

$$R_n(\boldsymbol{\beta}^0 + Bb_n \mathbf{u}) - R_n(\boldsymbol{\beta}^0) = Q_n(\boldsymbol{\beta}^0 + Bb_n \mathbf{u}) - Q_n(\boldsymbol{\beta}^0) + n\lambda_n \sum_{j=1}^p \hat{\omega}_{n,j} [|\boldsymbol{\beta}_j^0 + Bb_n u_j| - |\boldsymbol{\beta}_j^0|]. \quad (19)$$

By a similar approach made for the terms  $\Delta_1$  and  $\Delta_2$  of the proof of Theorem 2.1, we obtain :

$$Q_n(\boldsymbol{\beta}^0 + Bb_n \mathbf{u}) - Q_n(\boldsymbol{\beta}^0) = O_{\mathbb{P}}(B^2 b_n^2 n \|\mathbf{u}\|_1^2). \quad (20)$$

For the penalty of the right-hand side of relation (19) we have :

$$n\lambda_n \sum_{j=1}^p \hat{\omega}_{n,j} [|\boldsymbol{\beta}_j^0 + Bb_n u_j| - |\boldsymbol{\beta}_j^0|] \geq n\lambda_n \sum_{j=1}^{p_0} \hat{\omega}_{n,j} [|\boldsymbol{\beta}_j^0 + Bb_n u_j| - |\boldsymbol{\beta}_j^0|] \geq -n\lambda_n \sum_{j=1}^{p_0} \hat{\omega}_{n,j} Bb_n |u_j|,$$

by the Cauchy-Schwarz inequality and afterwards by the estimator consistency of  $\hat{\boldsymbol{\beta}}_n$ , we have

$$\geq -n\lambda_n Bb_n \left( \sum_{j=1}^{p_0} \hat{\omega}_{n,j}^2 \right)^{1/2} \|\mathbf{u}\|_2 \geq -BCb_n p_0^{1/2} \lambda_n \|\mathbf{u}\|_1^2 = -Bn\lambda_n p_0^{1/2} b_n. \quad (21)$$

Since  $\lambda_n p_0^{1/2} b_n^{-1} \rightarrow 0$ , as  $n \rightarrow \infty$ , then relation (20) dominates (21) and the theorem follows.  $\blacksquare$

**Proof of Theorem 3.2.**

(i) Let  $j \in \mathcal{A}^c$  be, then  $j > p_0$ . Thus, the derivative of the random process  $R_n(\boldsymbol{\beta})$  in respect to  $\beta_j$  is :

$$\frac{\partial R_n(\boldsymbol{\beta})}{\partial \beta_j} = \sum_{i=1}^n g_\tau(Y_i - \mathbf{X}_i^t \boldsymbol{\beta}) X_{ij} + n \lambda_n \hat{\omega}_{n,j} \text{sgn}(\beta_j). \quad (22)$$

For the first term of the right-hand side of relation (22), we have,  $g_\tau(Y_i - \mathbf{X}_i^t \boldsymbol{\beta}) = g_\tau(\varepsilon_i - \mathbf{X}_i^t(\boldsymbol{\beta} - \boldsymbol{\beta}^0))$ . We denote  $\eta_i = \mathbf{X}_i^t(\boldsymbol{\beta} - \boldsymbol{\beta}^0)$  and then  $g_\tau(\varepsilon_i - \eta_i) = g_\tau(\varepsilon_i) - \eta_i h_\tau(\tilde{\eta}_i)$ , with  $\tilde{\eta}_i$  a random variable variable between  $\varepsilon_i$  and  $\varepsilon_i - \eta_i$ . Then

$$\sum_{i=1}^n g_\tau(Y_i - \mathbf{X}_i^t \boldsymbol{\beta}) X_{ij} = \sum_{i=1}^n g_\tau(\varepsilon_i) X_{ij} - \sum_{i=1}^n \mathbf{X}_i^t(\boldsymbol{\beta} - \boldsymbol{\beta}^0) h_\tau(\tilde{\eta}_i) X_{ij}.$$

By the Central Limit Theorem, tacking into account assumption (A4), we have that :  $\sum_{i=1}^n g_\tau(\varepsilon_i) X_{ij} = O_{\mathbb{P}}(n^{1/2})$ . On the other hand,  $0 < h_\tau(\tilde{\eta}_i) < 2$  with probability 1. Using the Holder's inequality, we have, with probability one,

$$\left| \sum_{i=1}^n \mathbf{X}_i^t(\boldsymbol{\beta} - \boldsymbol{\beta}^0) h_\tau(\tilde{\eta}_i) X_{ij} \right| \leq \sum_{i=1}^n \left| \mathbf{X}_i^t(\boldsymbol{\beta} - \boldsymbol{\beta}^0) h_\tau(\tilde{\eta}_i) X_{ij} \right| \leq \sum_{i=1}^n \|\mathbf{X}_i\|_\infty \|h_\tau(\tilde{\eta}_i) X_{ij}(\boldsymbol{\beta} - \boldsymbol{\beta}^0)\|_1,$$

from where, tacking into account assumption (A4), we have :  $\sum_{i=1}^n \mathbf{X}_i^t(\boldsymbol{\beta} - \boldsymbol{\beta}^0) h_\tau(\tilde{\eta}_i) X_{ij} = O_{\mathbb{P}}(nb_n)$ . Thus,

$$\sum_{i=1}^n g_\tau(Y_i - \mathbf{X}_i^t \boldsymbol{\beta}) X_{ij} = O_{\mathbb{P}}(nb_n). \quad (23)$$

For the penalty of relation (22) we have :  $n \lambda_n \hat{\omega}_{n,j} = O_{\mathbb{P}}(n \lambda_n \min(n^{1/2}, a_n^{-\gamma}))$ . Since,  $\lambda_n b_n^{-1} \min(n^{1/2}, a_n^{-\gamma}) \rightarrow \infty$ , as  $n \rightarrow \infty$ , tacking also into account relation (23) we have that :

$$\frac{\partial R_n(\boldsymbol{\beta})}{\partial \beta_j} \begin{cases} > 0, & \text{if } \beta_j > 0, \\ < 0, & \text{if } \beta_j < 0. \end{cases}$$

The function  $R_n(\boldsymbol{\beta})$  is continuous in  $\boldsymbol{\beta}$ . Then, the solution of (22) must be equal to 0. From where  $\hat{\boldsymbol{\beta}}_{n, \mathcal{A}^c} = \mathbf{0}_{p-p_0}$ , with probability converging to 1. This relation implies  $\hat{\mathcal{A}}_n \subseteq \mathcal{A}$  with probability converging to 1 when  $n \rightarrow \infty$ .

On the basis of this result, from now on we consider the parameters  $\boldsymbol{\beta}$  of the form  $\boldsymbol{\beta} =$

$(\beta_{\mathcal{A}}, \mathbf{0}_{p-p_0})$ . We must show now that  $\mathcal{A} \subseteq \hat{\mathcal{A}}_n$ . By Theorem 3.1 we have  $\|\hat{\beta}_{\mathcal{A}} - \beta_{\mathcal{A}}^0\|_1 = O_{\mathbb{P}}(b_n)$ , from where for any  $j = 1, \dots, p_0$ , we obtain,  $\hat{\beta}_{n,j} \xrightarrow[n \rightarrow \infty]{\mathbb{P}} \beta_j^0 \neq 0$ . Thus, since  $b_n \xrightarrow[n \rightarrow \infty]{} 0$ , we have that  $\hat{\beta}_{n,j} \neq 0$  with probability converging to 1, from where  $\mathcal{A} \subseteq \hat{\mathcal{A}}_n$ .

(ii) Given the previous result (i) and Theorem 3.1, we consider the parameters  $\beta$  of the form :  $\beta = \beta^0 + b_n \delta$ , with  $\delta = (\delta_{\mathcal{A}}, \delta_{\mathcal{A}^c})$ ,  $\delta_{\mathcal{A}^c} = \mathbf{0}_{p-p_0}$ ,  $\|\delta_{\mathcal{A}}\|_1 \leq C$ . For the penalty  $\mathcal{P}$  of the right-hand side of relation (16) we have :  $|\mathcal{P}| = \lambda_n \left| \sum_{j=1}^{p_0} \hat{\omega}_{n,j} |\beta_j| - |\beta_j^0| \right| \leq \lambda_n \sum_{j=1}^{p_0} \hat{\omega}_{n,j} |\beta_j - \beta_j^0| \leq \lambda_n \left( \sum_{j=1}^{p_0} \hat{\omega}_{n,j}^2 \right)^{1/2} \|(\beta - \beta^0)_{\mathcal{A}}\|_2 = O_{\mathbb{P}}(\lambda_n b_n p_0^{1/2})$ . For the main part, we have :

$$\begin{aligned} & \frac{1}{n} \sum_{i=1}^n [\rho_{\tau}(Y_i - \mathbf{X}_{i,\mathcal{A}}^t (\beta_{\mathcal{A}}^0 + b_n \delta_{\mathcal{A}})) - \rho_{\tau}(\varepsilon_i)] \\ &= \left( -\frac{1}{n} b_n \sum_{i=1}^n g(\varepsilon_i) (\mathbf{X}_{i,\mathcal{A}}^t \delta_{\mathcal{A}}) + \frac{1}{2n} b_n^2 \sum_{i=1}^n (\delta_{\mathcal{A}}^t \mathbf{X}_{i,\mathcal{A}} \mathbf{X}_{i,\mathcal{A}}^t \delta_{\mathcal{A}} \mathbb{E}[h(\varepsilon_i)]) \right) (1 + o_{\mathbb{P}}(1)). \end{aligned}$$

The end of the proof is similar to that of Theorem 3.1(ii). ■

## References

### Références

- Breiman, L., (1996). Heuristics of instability and stabilization in model selection, *Annals of Statistics*, 24(6), 2350–2383.
- Ciuperca, G., (2018). Adaptive group LASSO selection in quantile models. In press to *Statistical Papers*, DOI : 10.1007/s00362-016-0832-1.
- Ciuperca, G., (2016). Adaptive LASSO model selection in a multiphase quantile regression. *Statistics*, 50 (5), 1100–1131.
- Fan J., Fan Y., Barut E., (2014). Adaptive robust variable selection. *Annals of Statistics*, 42(1), 324–351.
- Fan, J., Li, Q., Wang, Y., (2017). Estimation of high dimensional mean regression in the absence of symmetry and light tail assumptions, *J. R. Statist. Soc. B*, 79, 247–265.
- Gao, X., Huang, J., (2010). Asymptotic analysis of high-dimensional LAD regression with Lasso. *Statistica Sinica*, 20(4), 1485–1506.
- Gu, Y., Zou, H., (2016). High-dimensional generalizations of asymmetric least squares regression and their applications. *Annals of Statistics*, 44(6), 2661–2694.

- Huang, J., Ma, S., Zhang, C., (2008). Adaptive Lasso for sparse high-dimensional regression models. *Statistica Sinica*, 18(4), 1603–1618.
- Kaul, A., Koul, H.L., (2015). Weighted  $l_1$ -penalized corrected quantile regression for high dimensional measurement error models. *Journal of Multivariate Analysis*, 140, 72–91.
- Leng, C., Li, B., (2010). Least squares approximation with a diverging number of parameters. *Statistics and Probability Letters*, 80, 254–261.
- Liao, L., Park, C., Choi, H., (2018). Penalized expectile regression : an alternative to penalized quantile regression. *Annals of the Institute of Statistical Mathematics*, <https://doi.org/10.1007/s10463-018-0645-1>.
- Newey, W.K., Powell, J.L., (1987). Asymmetric least squares estimation and testing. *Econometrica*, 55(4), 818–847.
- Scheetz, T.E., Kim, K.A., Swiderski, R., Philp, A., Braun, T., Knudtson, K., Dorrance, A., DiBona, G., Huang, J., Casavant, T., Sheffield, V. , Stone E., (2006). Regulation of gene expression in the mammalian eye and its relevance to eye disease. *Proceedings of the National Academy of Sciences of the United States of America*, 103, 14429–14434.
- Song, Q., Liang, F., (2017). Nearly optimal Bayesian Shrinkage for High Dimensional Regression. <https://arxiv.org/abs/1712.08964>.
- Spiegel, E., Sobotka, F., Kneib, T., (2017). Model selection in semiparametric expectile regression. *Electronic Journal of Statistics*, 11(2), 3008–3038.
- Tang, Y., Song, X., Wang, H.J., Zhu, Z., (2013). Variable selection in high-dimensional quantile varying coefficient models. *Journal of Multivariate Analysis*, 122, 115–132.
- Wang, D., Kulasekera, K.B., (2012). Parametric component detection and variable selection in varying-coefficient partially linear models. *Journal of Multivariate Analysis*, 112, 117–129.
- Wang, M., Wang, X., (2014). Adaptive Lasso estimators for ultrahigh dimensional generalized linear models. *Statistics and Probability Letters*, 89, 41–50.
- Yang, Y., Wu, L., (2016). Nonnegative adaptive lasso for ultra-high dimensional regression models and a two-stage method applied in financial modeling. *Journal of Statistical Planning Inference*, 174, 52–67.
- Zhao, J., Chen, Y., Zhang, Y., (2018). Expectile regression for analyzing heteroscedasticity in high dimension. *Statistics and Probability Letters*, 137, 304–311.
- Zhao, J., Zhang, Y., (2018). Variable selection in expectile regression. *Communications in Statistics – Theory and Methods*, 47(7), 1731–1746.



- Zheng Q., Gallagher C., and Kulasekera K.B. (2013). Adaptive penalized quantile regression for high dimensional data. *Journal of Statistical Planning Inference*, 143, 1029–1038.
- Zheng, Q., Peng, L., He, X., (2015). Globally adaptive quantile regression with ultra-high dimensional data. *Annals of Statistics*, 43(5), 2225–2258.
- Zou, H., (2006). The adaptive Lasso and its oracle properties. *Journal of the American Statistical Association*, 101 (476), 1418–1428.
- Zou, H., Zhang, H.H., (2009). On the adaptive elastic-net with a diverging number of parameters. *Annals of Statistics*, 37(4), 1733–1751.