

MLIC: A MaxSAT-Based framework for learning interpretable classification rules^{*}

Dmitry Malioutov¹ and Kuldeep S. Meel²

¹ T.J. Watson IBM Research center
dmal@alum.mit.edu

² School of Computing, National University of Singapore
meel@comp.nus.edu.sg

Abstract. The wide adoption of machine learning approaches in the industry, government, medicine and science has renewed the interest in interpretable machine learning: many decisions are too important to be delegated to black-box techniques such as deep neural networks or kernel SVMs. Historically, problems of learning interpretable classifiers, including classification rules or decision trees, have been approached by greedy heuristic methods as essentially all the exact optimization formulations are NP-hard. Our primary contribution is a MaxSAT-based framework, called *MLIC*, which allows principled search for interpretable classification rules expressible in propositional logic. Our approach benefits from the revolutionary advances in the constraint satisfaction community to solve large-scale instances of such problems. In experimental evaluations over a collection of benchmarks arising from practical scenarios we demonstrate its effectiveness: we show that the formulation can solve large classification problems with tens or hundreds of thousands of examples and thousands of features, and to provide a tunable balance of accuracy vs. interpretability. Furthermore, we show that in many problems interpretability can be obtained at only a minor cost in accuracy.

The primary objective of the paper is to show that recent advances in the MaxSAT literature make it realistic to find optimal (or very high quality near-optimal) solutions to large-scale classification problems. We also hope to encourage researchers in both interpretable classification and in the constraint programming community to take it further and develop richer formulations, and bespoke solvers attuned to the problem of interpretable ML.

1 Introduction

The last decade has witnessed an unprecedented adoption of machine learning techniques to make sense of available data and make predictions to support decision making for a wide variety of applications ranging from health-care analytics to customer churn predictions, movie recommendations and macro-economic

^{*} The names of authors are sorted alphabetically by last name and the order does not reflect contribution

policy. The focus in the machine learning literature has been on increasingly sophisticated systems with the paramount goal of improving the accuracy of their predictions at the cost of making such systems essentially black-box. While in certain tasks such as ad predictions, accuracy is the main objective, in other domains, e.g., in legal, medical, and government, it is essential that the human decision makers who may not have been trained in machine learning can interpret and validate the predictions [20,33].

The most popular interpretable techniques that tend to be adopted and trusted by decision makers include classification rules, decision trees, and decision lists [10,29,8,30]. In particular, decision rules with a small number of Boolean clauses tend to be the most interpretable. Such models can be used both to learn interpretable models from the start, and also as proxies that provide post-hoc explanations to pre-trained black-box models [12,1].

On the theoretical front, the problem of rule learning was shown to be computationally intractable [32]. Consequently, the earliest practical efforts such as decision list and decision tree approaches relied on a combination of heuristically chosen optimization objectives and greedy algorithmic techniques, and the size of the rule was controlled by either early stopping or ad-hoc rule pruning. Only recently there have been some formulations that attempt to balance the accuracy and the size of the rule in a principled optimization objective either through combinatorial optimization, linear programming (LP) relaxations, submodular optimization, or Bayesian methods [4,25,24][7,34] as we review in Section 5.

Motivated by the significant progress in the development of combinatorial solvers (in particular, **MaxSAT**), we ask: *can we design a combinatorial framework to efficiently construct interpretable classification rules that takes advantage of these recent advances?* The primary contribution of this paper is to present a combinatorial framework that enables a precise control of accuracy vs. interpretability, and to verify that the computational advances in the **MaxSAT** community can make it practical to solve large-scale classification problems.

In particular, this paper makes following contributions:

1. A **MaxSAT**-based framework, \mathcal{MLIC} , that provably trades off accuracy vs. interpretability of the rules
2. A prototype implementation of \mathcal{MLIC} based on **MaxSAT** that is capable of finding optimal (or high-quality near-optimal) classification rules from modern large-scale data-sets
3. We show that in many classification problems interpretability can be achieved at only a minor loss of accuracy, and furthermore, \mathcal{MLIC} , which specifically looks for interpretable rules, can learn from much fewer samples than black-box ML techniques.

Furthermore, we hope to share our excitement with applications of constraint programming/**MaxSAT** in Machine Learning, and to encourage researchers in both interpretable classification and in the CSP/SAT communities to consider this topic further: both in developing new SAT-based formulations for interpretable ML, and in designing bespoke solvers attuned to the problem of interpretable ML.

The rest of the paper is organized as follows: We discuss notations and preliminaries in Section 2. We then present \mathcal{MLIC} , which is the primary contribution of this paper, in Section 3 and follow up with experimental setup and results over a large set of benchmarks in Section 4. We then discuss related work in Section 5 and finally conclude in Section 7.

2 Preliminaries

We use capital boldface letters such as \mathbf{X} to denote matrices while lower boldface letters \mathbf{y} are reserved for vectors/sets. For a matrix \mathbf{X} , \mathbf{X}_i represents i -th row of \mathbf{X} while for a vector/set \mathbf{y} , y_i represents i -th element of \mathbf{y} .

Let F be a Boolean formula and $\mathbf{b} = \{b_1, b_2, \dots, b_n\}$ be the set of variables appearing in F . A literal is a variable (b_i) or its complement ($\neg b_i$). A *satisfying assignment* or a *witness* of F is an assignment of variables in \mathbf{b} that makes F evaluate to *true*. If σ is an assignment of variables and $b_i \in \mathbf{b}$, we use $\sigma(b_i)$ to denote the value assigned to b_i in σ . F is in Conjunctive Normal Form (CNF) if $F := C_1 \wedge C_2 \cdots C_m$, where each clause C_i is represented as disjunction of literals. We use $|C_i|$ to denote the number of literals in C_i . For two vectors \mathbf{u} and \mathbf{v} over propositional variable/constants, we define $\mathbf{u} \vee \mathbf{v} = \bigvee_i (u_i \vee v_i)$, where u_i and v_i denote variables/constants at i -th index of \mathbf{u} and \mathbf{v} respectively. In this context, note that the operation \wedge between a variable and a constant follows standard interpretation, i.e. $0 \wedge b = 0$ and $1 \wedge b = b$.

We consider standard binary classification, where we are given a collection of training samples $\{\mathbf{X}_i, y_i\}$ where each vector $\mathbf{X}_i \in \mathcal{X}$ contains valuation of the features $\mathbf{x} = \{x^1, x^2, \dots, x^m\}$ for sample i , and $y_i \in \{0, 1\}$ is the binary label for sample i . A classifier \mathcal{R} is a mapping that takes in a feature vector \mathbf{x} and return a class y , i.e. $y = \mathcal{R}(\mathbf{x})$. The goal is not only to design \mathcal{R} to approximate our training set, but also to generalize to unseen samples arising from the same distribution. In this work, we restrict \mathbf{x} and y to be Boolean³ and focus on classifiers that can be expressed compactly in Conjunctive Normal Form (CNF). We use C_i to denote the i th clause of \mathcal{R} . Furthermore, we use $|\mathcal{R}|$ to denote the sum of the counts of literals in all the clauses, i.e. $|\mathcal{R}| = \sum_i |C_i|$.

In this work, we focus on weighted variant of CNF wherein a weight function is defined over clauses. For a clause C_i and weight function $W(\cdot)$, we use $W(C_i)$ to denote the weight of clause C_i . We say that a clause C_i is hard if $W(C_i) = -\infty$, otherwise C_i is called as soft clause. To avoid notational clutter, we overload $W(\cdot)$ to denote the weight of an assignment or clause, depending on the context. We define weight of an assignment σ as the sum of weight of clauses that σ does not satisfy. Formally, $W(\sigma) = \sum_{i|\sigma \not\models C_i} W(C_i)$.

Given F and weight function $W(\cdot)$, the problem of MaxSAT is to find an assignment σ^* that has the maximum weight, i.e. $\sigma^* = \text{MaxSAT}(F, W)$ if $\forall \sigma \neq \sigma^*, W(\sigma^*) \geq W(\sigma)$. Our formulation will have negative clause weights, hence MaxSAT corresponds to satisfying as many clauses as possible, and picking the

³ We discuss in Section 3 that such a restriction can be achieved without loss of generality

weakest clauses among the unsatisfied ones. Note that the above formulation is different from the typical definition of MaxSAT but the difference is only syntactic. Borrowing terminology of community focused on developing MaxSAT solvers, we are solving a partial weighted MaxSAT instance wherein we mark all the clauses with $-\infty$ weight as hard and negate weight of all the other clauses and ask for a solution that optimizes the partial weighted MaxSAT formula. The knowledge of inner working of MaxSAT solvers and encoding of our representation into weighted MaxSAT is not required for this paper and we defer the details to release of source code post-publication.

3 *MLIC*: MaxSAT-based Learning of Interpretable Classifiers

We now discuss the primary technical contribution of this paper, *MLIC*: MaxSAT-based Learning of Interpretable Classifiers. We first describe a metric for interpretability of CNF rules. Since our formulation employs binary features, we discuss how non-binary features such as categorical and continuous features can be represented as binary features. We then move on to formulate the problem of learning interpretable classification rules as a MaxSAT query and provide a proof of its theoretical soundness regarding controlling sparsity of the rules. As discussed in Section 5, prior work does not provide a sound procedure for controlling sparsity and accuracy. We then discuss the representational power of our CNF framework – in particular, we demonstrate that the proposed framework generalizes to handle complex objective function and rules in forms other than CNF.

3.1 Balancing Accuracy and Intrepretability

While in general interpretability may be hard to define precisely, in the context of decision rules, an effective proxy is merely the count of clauses or literals used in the rule. Rules involving few clauses with few literals are natural for humans to evaluate and understand, while complex rules involving hundreds of clauses will not be interpretable even if the individual clauses are. In addition to interpretability, such sparsity also controls model complexity and gives a handle of the generalization error.⁴

First, suppose that there exists a rule \mathcal{R} that perfectly classifies all the examples, i.e. $\forall i, y_i = \mathcal{R}(\mathbf{X}_i)$. Among all possible functions that satisfy this we would like to find the most interpretable (sparse) one:

$$\min_{\mathcal{R}} |\mathcal{R}| \quad \text{such that } \mathcal{R}(\mathbf{X}_i) = y_i, \quad \forall i$$

Since most ML datasets do not allow perfect classification, we introduce a penalty on classification errors. We balance the two terms by a parameter λ ,

⁴ The framework proposed in this paper allows generalization to other forms of rules, as we discuss in Section 3.6.

where large λ gives more accurate but more complex rules, and smaller λ gives smaller rules at the cost of reduced accuracy. Let $\mathcal{E}_{\mathcal{R}}$ be the set of examples on which our classifier \mathcal{R} makes an error, then our objective is⁵:

$$\min_{\mathcal{R}} |\mathcal{R}| + \lambda |\mathcal{E}_{\mathcal{R}}| \quad \text{such that } \mathcal{R}(\mathbf{X}_i) = y_i, \quad \forall i \notin \mathcal{E}_{\mathcal{R}} \quad (1)$$

3.2 Discretization of Features

In our MaxSAT-based formulation, we focus on learning rules based on Boolean variables. We do also allow categorical and continuous features for our classifier, which are pre-processed before being presented to the MaxSAT-formulation. To handle categorical features one may use the common ‘one-hot’ encoding, where a Boolean vector variable is introduced with the cardinality equal to the number of categories. For example a categorical feature with values ‘red’, ‘green’, ‘blue’ would get converted to three binary variables, which take values 100, 010, and 001 for the three categorical values. [[[If you think this sentence is obvious – please drop]]]

For continuous features, we introduce discretization, by comparing feature values to a collection of thresholds. The thresholds may be chosen for example based on quantiles of their distribution, or alternatively, on uniform partition of the range of feature values. Specifically, for a continuous feature x^c we consider a number of thresholds $\{\tau_k\}$ and define two separate Boolean features $I[x^c \geq \tau_k]$ and $I[x^c < \tau_k]$ for each τ_k . The number of thresholds may vary by feature. Thus, each continuous feature is represented using a collection of $2q$ Boolean features, where q is the number of thresholds.

In principle, one could use all the values occurring in the data as thresholds, and this would be equivalent to the original continuous features. In practice, however, such granularity is typically not necessary, and a handful of thresholds could be used, e.g., age-groups for each 5 years to discretize a continuous age variable. This typically leads to only a very minor (if any) loss in accuracy, and in fact improves the presentations and understanding of the rules to human users. In our experiments, we used 10 thresholds based on the quantiles of the feature distribution (10-th, 20-th, ... 100-th percentile), unless the number of unique values of the feature was less than 10, in which case we kept all of them.

We note that we could easily define arbitrary other Boolean functions of continuous or categorical variables within our framework. For example, categorical variables with many possible values (e.g. states or countries) may be grouped into more interpretable coarser units (regions or continents). Such groupings are application specific and wpuld typically require relevant domain knowledge. They could perhaps be learned from data, but this is outside the scope of the current paper.

⁵ Cost-sensitive classification is defined analogously by allowing a separate parameter for false positives and false negatives.

3.3 Transformation to Max-SAT query

We now describe our Max-SAT formulation for learning interpretable rules. \mathcal{MLIC} takes in four inputs: (i) a (0,1)-matrix \mathbf{X} of dimension $n \times m$ describing values of all m features for n samples with \mathbf{X}_i corresponding to feature vector $\mathbf{x} = \{x^1, x^2, \dots, x^m\}$ for sample i , (ii) (0,1)-vector \mathbf{y} containing class labels y_i for sample i , (iii) k , the desired number of clauses in CNF rule, (iv) the regularization parameter λ . Consequently, \mathcal{MLIC} constructs a MaxSAT query and invokes a MaxSAT solver to compute the underlying rule \mathcal{R} as we now describe.

The key idea of \mathcal{MLIC} is to define a MaxSAT query over $k \times m$ propositional variables, denoted by $\{b_1^1, b_1^2, \dots, b_1^m \dots b_k^m\}$, such that every truth assignment σ defines a k -clause CNF rule \mathcal{R} , where feature x^j appears in clause \mathcal{R}_i if $\sigma(b_i^j) = 1$. Corresponding to every sample i , we introduce a noise variable η_i that is employed to distinguish whether the labeling for sample i should be considered as noise or not. Let $\mathbf{B}_i = \{b_i^j \mid j \in [m]\}$.

The Max-SAT query constructed by \mathcal{MLIC} consists of the following three sets of constraints:

1. $N_i := (\neg \eta_i); \quad W(N_i) = -\lambda$
2. $V_i^j := (\neg b_i^j); \quad W(V_i^j) = -1$
3. $D_i := (\neg \eta_i \rightarrow (y_i \leftrightarrow \bigwedge_{l=1}^k (\mathbf{X}_i \vee \mathbf{B}_l))); W(D_i) = -\infty$

Please refer to Section 2 for the interpretation of $(\mathbf{X}_i \vee \mathbf{B}_j)$. Finally, the set of constraints Q^k constructed by \mathcal{MLIC} is defined as follows:

$$Q^k := \bigwedge_{i=1}^n N_i \wedge \bigwedge_{i=1, j=1}^{i=k, j=m} V_i^j \wedge \bigwedge_{i=1}^n D_i \quad (2)$$

Note that the elements of \mathbf{X}_i and y_i are not variables but constants whose values (0 or 1) are provided as inputs. Therefore, the set of variables for Q^k is $\{\eta_1, \eta_2, \dots, \eta_n, b_1^1, b_1^2, \dots, b_1^m \dots b_k^m\}$. We now explain the intuition behind the design of Q^k .

We assign a weight of $-\lambda$ to every N_i as we would like to satisfy as many N_i , i.e. falsify as many η_i as possible. Similarly, we assign a weight of -1 to every clause V_i^j as we are, again, interested in sparse solutions (i.e., ideally, we would prefer as many V_i^j to be satisfied as possible). Every clause D_i can be read as follows: if η_i is assigned to false, i.e. sample i is not considered as noise, then $\mathbf{y}_i = \mathcal{R}$. As noted in Section 2, equivalent representation of the $W(\cdot)$, as described above, for MaxSAT solvers involves usage of hard clauses.

Next, we extract \mathcal{R} from the solution of Q^k as follows.

Construction 1 Let $\sigma^* = \text{MaxSAT}(Q^k, W)$, then $x^j \in \mathcal{R}_i$ iff $\sigma^*(b_i^j) = 1$.

Before proceeding further, it is important to discuss CNF encodings for the above sets of constraints. The constraints arising from N_i and V_i are unit clauses and do not require further processing. Furthermore, note that \mathbf{y}_i is already

known and is a constant. Therefore, when \mathbf{y}_i is 1, the constraint D_i can be directly encoded as CNF by using equivalence of $(a \rightarrow b) \equiv (\neg a \vee b)$. Finally, when \mathbf{y}_i is 0, we use Tseitin encoding wherein we introduce an auxiliary variable z_i^j corresponding to each clause $(\mathbf{X}_i \vee \mathbf{B}_j)$. Formally, we replace $D_i := (\neg \eta_i \rightarrow (\bigvee_{j=1}^k \neg(\mathbf{X}_i \vee \mathbf{B}_j)))$ with $\bigwedge_{j=0}^k D_i^j$ where $D_i^0 := (\neg \eta_i \rightarrow \bigvee_j z_i^j)$, and $D_i^j := (z_i^j \rightarrow \neg(\mathbf{X}_i \vee \mathbf{B}_j))$. Furthermore, $W(D_i^j) = -\infty$. The following lemma establishes the theoretical soundness of parameter λ .

Lemma 1. *For all $\lambda_2 > \lambda_1 > 0$, if $\mathcal{R}_1 \leftarrow \mathcal{MLIC}(\mathbf{X}, \mathbf{y}, k, \lambda_1)$ and $\mathcal{R}_2 \leftarrow \mathcal{MLIC}(\mathbf{X}, \mathbf{y}, k, \lambda_2)$, then $|\mathcal{R}_1| \leq |\mathcal{R}_2|$ and $\mathcal{E}_{\mathcal{R}_1} \geq \mathcal{E}_{\mathcal{R}_2}$.*

Proof. First, note that construction of Q^k depends only on \mathbf{X} and \mathbf{y} . Furthermore, the parameter λ influences only the associated weight function. We denote weight functions corresponding to λ_1 and λ_2 as W_{λ_1} and W_{λ_2} respectively. Furthermore, let $\sigma_1 = \text{MaxSAT}(Q^k, W_{\lambda_1})$ and $\sigma_2 = \text{MaxSAT}(Q^k, W_{\lambda_1})$. If $\sigma_1 = \sigma_2$, the lemma trivially holds. We now complete proof by contradiction argument for the case when $\sigma_1 \neq \sigma_2$.

Let $|\mathcal{R}_1| > |\mathcal{R}_2|$. As $\sigma_1 \neq \sigma_2$, we have $W_{\lambda_2}(\sigma_1) \leq W_{\lambda_2}(\sigma_2)$. Since $W_\lambda(\sigma) = |\mathcal{R}| + \lambda \mathcal{E}_{\mathcal{R}}$, where \mathcal{R} is extracted from σ as stated above. Therefore, we have $\lambda_2(\mathcal{E}_{\mathcal{R}_2} - \mathcal{E}_{\mathcal{R}_1}) \geq |\mathcal{R}_1| - |\mathcal{R}_2|$. But we also have $W_{\lambda_1}(\sigma_1) \leq W_{\lambda_1}(\sigma_2)$, which implies that $\lambda_1(\mathcal{E}_{\mathcal{R}_2} - \mathcal{E}_{\mathcal{R}_1}) \leq |\mathcal{R}_1| - |\mathcal{R}_2|$. Since $\lambda_1 > \lambda_2$, we have contradiction. Therefore, it must be the case that $|\mathcal{R}_1| \leq |\mathcal{R}_2|$.

3.4 Illustrate Example

We illustrate our encoding with the help of a toy example. Let $n = 2, m = 3, k =$

2 and $X = \begin{bmatrix} 1 & 0 & 1 \\ 0 & 1 & 1 \end{bmatrix}$ and $y = \begin{bmatrix} 0 \\ 1 \end{bmatrix}$. Then we have following clauses:

$$\begin{aligned} N_1 &:= (\neg \eta_1); & N_2 &:= (\neg \eta_2); \\ V_1^1 &= (\neg b_1^1); & V_1^2 &= (\neg b_1^2); & V_1^3 &= (\neg b_1^3); \\ V_2^1 &= (\neg b_2^1); & V_2^2 &= (\neg b_2^2); & V_2^3 &= (\neg b_2^3); \\ D_1 &:= (\neg \eta_1 \rightarrow (\neg(b_1^1 \vee b_1^3) \vee \neg(b_2^1 \vee b_2^3))); \\ D_2 &:= (\neg \eta_2 \rightarrow ((b_1^2 \vee b_1^3) \wedge (b_2^2 \vee b_2^3))) \end{aligned}$$

3.5 Beyond CNF Rules

While CNF formulas are general enough to express every Boolean formula, the length of representation may not be polynomial size. Therefore, one might wonder if we can extend \mathcal{MLIC} to learn rules in other canonical forms as well. In fact, early CSP based approaches to rule learning focused on rules in DNF form.

We now show that with a minor change, we are able to learn rules expressible in DNF. Suppose that we are interested in learning a rule S that is expressible in DNF, such that $y = S(\mathbf{x})$, where S is a DNF formula. We note that $(y = S(\mathbf{x})) \leftrightarrow \neg(y = \neg S(\mathbf{x}))$. And if S is a DNF formula, then $\neg S$ is a CNF formula. Therefore, to learn rule S , we simply call \mathcal{MLIC} with $\neg \mathbf{y}$ as input and negate the learned rule.

3.6 Complex Objective Functions

We now discuss how \mathcal{MLIC} can be easily extended to handle complex objective functions. The objective function for \mathcal{MLIC} as defined in Equation 1 treats all features equally. In some cases, the user might prefer rules that contain certain features. Such an extension is fairly easy to achieve as we need only to change the weight function corresponding to clauses V_i^j . Furthermore, in certain cases, one might want to minimize the total number of different features across different clauses rather than minimize the total number of terms. Such an extension is fairly easy to handle as we can simply replace $\bigwedge_{j=1}^k V_i^j$ with \hat{V}_i where $\hat{V}_i = (\bigvee_{j=1}^k \neg b_i^j)$. It is worth noting that the proposed modifications impact only the MaxSAT query and does not require any modifications to the underlying MaxSAT solver. *We believe that such a separation is a key strength of \mathcal{MLIC} as it separates modeling and solving completely.*

4 Evaluation

To evaluate the performance of \mathcal{MLIC} , we implemented a prototype implementation in Python that employs MaxHS [15] to handle MaxSAT instances. We also experimented with LMHS [3], another state of the art MaxSAT solver and MaxHS outperformed LMHS for our benchmarks⁶. We conducted an extensive set of experiments on diverse publicly available benchmarks, seeking to answer the following questions⁷:

1. Do advancements in MaxSAT solving enable \mathcal{MLIC} to be run with datasets involving tens of thousands of variables with thousands of binary features?
2. How does the accuracy of \mathcal{MLIC} compare to that of state of the art but typically non-interpretable classifiers?
3. How does the accuracy of \mathcal{MLIC} vary with the size of training set?
4. How does the accuracy of \mathcal{MLIC} vary with λ ?
5. How does the size of learnt rules of \mathcal{MLIC} vary with λ ?

In summary, our experiments demonstrate that \mathcal{MLIC} can handle datasets involving tens of thousands of variables with thousands of binary features. Furthermore, \mathcal{MLIC} can generate rules that are not only interpretable but with

⁶ A detailed evaluation among different MaxSAT solvers is beyond the scope of this work and left for future work

⁷ The source code of \mathcal{MLIC} and benchmarks can be viewed at <https://github.com/meelgroup/mlc>

accuracy comparable to that of other competitive classifiers, which often produce hard to interpret rules/models. We demonstrate that \mathcal{MLIC} is able to achieve sufficiently high accuracy with very few samples.

| Dataset | Size | # Features | RIPPER | Log Reg | NN | RF | SVC | \mathcal{MLIC} |
|--------------|-------|------------|------------------|----------------|----------------|------------------|-------------------|------------------|
| TomsHardware | 28170 | 830 | 0.968 (92.8) | 0.976 (0.2) | 0.977 (3.4) | 0.976 (64.9) | Timeout | 0.969 (2000) |
| Twitter | 49990 | 1050 | 0.938 (187.3) | 0.963 (0.2) | 0.965 (6.8) | 0.962 (250.9) | 0.962 (1010.0) | 0.958 (2000) |
| adult-data | 32560 | 262 | 0.852 (0.5) | 0.801 (0.3) | 0.866 (3.0) | 0.844 (41.8) | Timeout | 0.755 (2000) |
| credit-card | 30000 | 334 | 0.811 (0.7) | 0.781 (0.1) | 0.822 (3.9) | 0.82 (25.5) | Timeout | 0.82 (2000) |
| ionosphere | 350 | 564 | 0.886 (0.1) | 0.909 (0.1) | 0.926 (1.2) | 0.909 (1.3) | 0.886 (0.1) | 0.889 (15.04) |
| PIMA | 760 | 134 | 0.774 (0.1) | 0.749 (0.1) | 0.764 (1.3) | 0.761 (1.3) | 0.77 (21.4) | 0.736 (2000) |
| parkinsons | 190 | 392 | 0.868 (0.1) | 0.884 (0.1) | 0.921 (1.2) | 0.895 (1.1) | 0.879 (1.6) | 0.895 (245) |
| Trans | 740 | 64 | 0.78 (0.0) | 0.759 (0.0) | 0.788 (1.2) | 0.788 (1.2) | 0.765 (372.3) | 0.797 (1177) |
| WDBC | 560 | 540 | 0.961 (0.1) | 0.936 (0.0) | 0.961 (1.3) | 0.943 (1.4) | 0.955 (3.0) | 0.946 (911) |

Table 1: Comparison of classification accuracy with 10-fold cross validation for different classifiers. For every cell in the last five columns, the top value represents the accuracy, while the value surrounded by parenthesis represent average training time.

4.1 Experimental Methodology

We conducted extensive experiments on publicly available data sets obtained from UCI repository [6]. The data sets involved both real- and categorical-valued features. Specifically, the specific datasets are: buzz events from two different social networks: Twitter, Tom’s Hardware, Adult Data (adult_data), Credit Approval Data Set (credit_data), Ionosphere (Ionos), Pima Indians Diabetes (PIMA), Parkinsons, connectionist bench sonar (Sonar), blood transfusion service center (Trans), and breast cancer Wisconsin diagnostic (WDBC).

For purposes of comparison of the accuracy of \mathcal{MLIC} , we considered a variety of popular classifiers: ℓ_1 -penalized Logistic regression (LogReg), Nearest

| Dataset | Size | # Features | RIPPER | \mathcal{MLIC} |
|--------------|-------|------------|--------|------------------|
| TomsHardware | 28170 | 830 | 57.5 | 4 |
| Twitter | 49990 | 1050 | 78.5 | 15 |
| adult-data | 32560 | 262 | 74.5 | 51.5 |
| credit-card | 30000 | 334 | 7.5 | 4 |
| ionosphere | 350 | 564 | 3 | 5.5 |
| PIMA | 760 | 134 | 5 | 9 |
| parkinsons | 190 | 392 | 6.5 | 6 |
| Trans | 740 | 64 | 6 | 4 |
| WDBC | 560 | 540 | 7.5 | 3.5 |

Table 2: Comparison of RIPPER vis-a-vis \mathcal{MLIC} in terms of the size of Rules. **Note that despite using only a small number of literals, the proposed classifier, \mathcal{MLIC} mostly has better accuracy than RIPPER.**

neighbors classifier (NN), and the black box random forests (RF), and support vector classification (SVC).

We perform 10-fold cross-validation to perform an assessment of accuracy on a validation set. We compute the mean across the 10 folds for each choice of a regularization (or complexity control) parameter for each technique (baseline and \mathcal{MLIC}), and report the best cross-validation accuracy. The number of parameter values is comparable (10) for each technique. For RF and RIPPER we use control based on the cutoff of the number of examples in the leaf node. For SVC and LogReg we discretize the regularization parameter on a logarithmic grid. In case of \mathcal{MLIC} we have 2 choices of $\lambda \in \{1, 10\}$ and number of clauses, $k \in \{1, 2, 3\}$ and the type of rule as $\{CNF, DNF\}$. We set the training time cutoff for each classifier (on each fold) to be 2000 seconds. *Again, note that some classifiers can be much faster than others, but in this paper we focus on the best tradeoff of accuracy vs interpretability in mission-critical settings, and the training time (which can be off-line) is secondary, as long as it is realistic. In this context, note that testing time for each of these techniques is less than 0.01 seconds for a given set of labels.*

4.2 Illustrative Example

We illustrate the interpretable rules that are computed by \mathcal{MLIC} on the iris data set, which is a simple benchmark and widely used by machine learning community to illustrate new classification techniques. We consider the binary problem of classifying iris versicolor from the other two species, setosa and virginica. Of the four features, sepal length, sepal width, petal length, and petal width, we learn the following rule: $\mathcal{R} :=$

1. (sepal length $> 6.3 \vee$ sepal width $> 3.0 \vee$ petal width ≤ 1.5) \wedge
2. (sepal width $\leq 2.7 \vee$ petal length $> 4.0 \vee$ petal width > 1.2) \wedge

3. (petal length ≤ 5.0)

Let us pause a bit to understand how to apply the above rule. The above rule implies that when the three constraints are satisfied, the flower must be classified as Iris otherwise, non-iris. The size of the above rule, i.e. $|\mathcal{R}| = \sum_i |C_i| = 3 + 3 + 1 = 7$.

4.3 Results

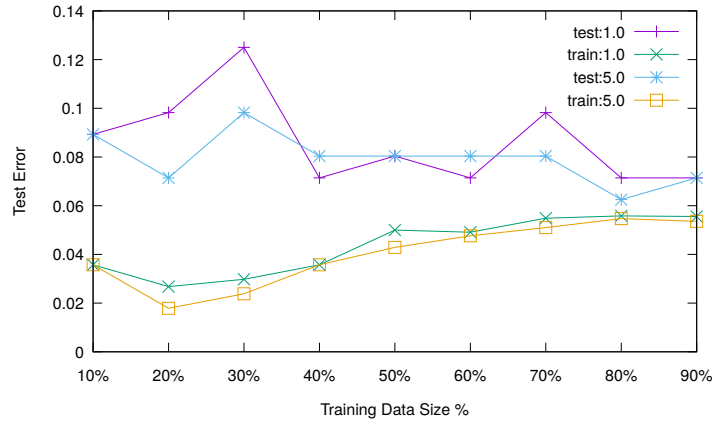


Fig. 1: Plot demonstrating behavior of training and test accuracy vs Size of Training data for WDBC.

Table 1 presents results of comparison of \mathcal{MLIC} vis-a-vis typical non-interpretable classifiers. The first three columns list the name, size (number of samples) and the number of binary features for each Dataset. The next five columns present test accuracy of the classifiers RIPPER, Logistic Regression (Log Reg), Nearest Neighbor (NN), Random Forest (RF), and SVC. The final column contain the median test accuracy for \mathcal{MLIC} . For every cell in the last five columns, the top value represents the accuracy, while the value surrounded by parenthesis represent average training time. We draw the following two conclusions from the table: First, \mathcal{MLIC} is able to handle datasets with tens of thousands of examples with hundreds of features. The scalability of \mathcal{MLIC} demonstrates the potential presented by remarkable progress in SAT solving. Recent research efforts have often used NP-hardness of the problem to justify the usage of heuristics but our experience with \mathcal{MLIC} shows that SAT solving is able to solve many large-scale problems directly. Note that when MaxHS times out, it is able to provide the best solution found so far. In this context, it is worth noting that for some of the benchmarks, even state of the art classifiers such as SVC time out. Secondly, \mathcal{MLIC} is often able to achieve accuracy that is sufficiently close to accuracy

achieved by typical non-interpretable classifiers but produces easy to state rules that often have just a few literals.

To demonstrate \mathcal{MLIC} 's ability to compute easy to state rules in comparison to the state of the art classifiers such as RIPPER, we computed the size of rules returned by RIPPER and \mathcal{MLIC} . Table 2 presents results of comparison of \mathcal{MLIC} vis-a-vis RIPPER. The first three columns list the name, size (number of samples) and the number of binary features for each Dataset. The next two columns state the median size of rules returned by RIPPER and \mathcal{MLIC} . The size of a rule is computed as the number of terms involved in a rule. First, note that except for two cases where RIPPER has produced marginally shorter rules compared to \mathcal{MLIC} , \mathcal{MLIC} produces significantly shorter rules and sometimes, these rules could be orders of magnitude larger than those produced by \mathcal{MLIC} . For example, for Toms hardware, the rule produced by RIPPER has 57 terms compared to just 4 literals for \mathcal{MLIC} . Note that with \mathcal{MLIC} has better accuracy than RIPPER. One might wonder if the rule learned by RIPPER could have been simply transformed into a sparser rule; it is not the case here. Furthermore, it is worth noting that RIPPER does not provide sound handle to tune rule size and therefore, user is left to trying out combination of input parameters without any guarantee of improvement of the interpretability of generated rules, which we experienced in this case. A in-depth study into failure of RIPPER to generate sparser rules than \mathcal{MLIC} is beyond the scope of this work.

To measure the accuracy of \mathcal{MLIC} w.r.t. the size of training data, we consider test errors when only a fraction of training data is available (we vary it from 10 % to 90 % in steps of 10 %). . Due to lack of space, we present result for only one benchmark, WDBC, for $\lambda = 1$ and 5 and $k = 1$ in Figure 1. We plot median training and test accuracy of \mathcal{MLIC} over 10 trials, which is also known as learning curve in machine learning literature. The y-axis represents the error as the ratio of incorrect predictions to total examples while the x-axis represents the size of training set. The plot shows how training and test error vary for $\lambda = 1$ and 5. Note that \mathcal{MLIC} is able to achieve sufficiently high test accuracy with just 40% of the complete dataset. We observe similar behavior for other benchmarks as well.

Figures 2 and 3 illustrate how training accuracy and rule sizes vary with λ for one of the representative benchmark, parkinsons. CNF1, CNF2, DNF1, DNF2 refer to invocations of \mathcal{MLIC} with (rule type, k) set to (CNF, 1), (CNF, 2), (DNF,1), and (DNF,2) respectively. For each of the plots, x-axis refers to the value of λ while y-axis represents Rule size (i.e. $|\mathcal{R}|$) and accuracy for Figure 3 and Figure 2 respectively. First, note that for both CNF and DNF, the accuracy of rules is generally higher for larger k. Significantly, the plots clearly demonstrate monotonicity of rule size and accuracy with respect to λ . In contrast, the state of the art interpretable classifier, RIPPER, can lead to rules that can be order of magnitude larger than those produced by \mathcal{MLIC} . For example, for Toms hardware, the rule produced by RIPPER has 57 terms compared to just 4 literals for \mathcal{MLIC} . In this context, it is worth noting that RIPPER does not provide sound handle to tune rule size and therefore, user is left to trying out combination

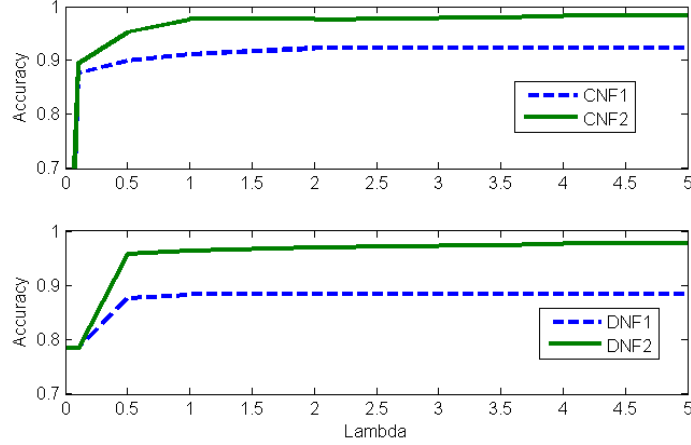


Fig. 2: Plot demonstrating monotone behavior of training accuracy vs λ for CNF and DNF rules with $k = 1$ and 2 .

of input parameters without any guarantee of improvement of the interpretability of generated rules.

5 Related Work

There is a long history of learning interpretable classification models from data, including popular approaches such as decision trees [5,29], decision lists [30], and classification rules [10]. While the form of such classifiers is highly amenable to human interpretation, unfortunately, most of the objective functions that arise for these problems are intractable combinatorial optimization problems. Hence, most popular existing approaches rely on various greedy heuristics, pruning, and ad-hoc local criteria such as maximizing information gain, coverage, e.t.c. For example various popular decision rule approaches, such as C4.5.rules [29], CN2 [9], RIPPER [10], SLIPPER [11], all make different trade-offs in how they use these heuristic criteria for growing and pruning the rules.

Recent advances in large-scale optimization and scalable Bayesian inference gave rise to state-of-the-art black box models. However, many of the same advances can also be used in the context of interpretable machine learning models. Some of such recent proposals include Bayesian approaches [23,35], constraint programming [2], integer programming approaches to learn decision trees [4], quadratic programming relaxation with a variance-penalized margin objective [31]. Greedy approaches are used with a principled objective function in ENDER [17] and Set covering machines [25]. [22] propose a hierarchical kernel learning approach and [21] use optimization to combine basic Boolean clauses obtained from decision trees. Linear Programming relaxations based on Boolean Compressed Sensing formulation have been used to learn sparse interpretable rules

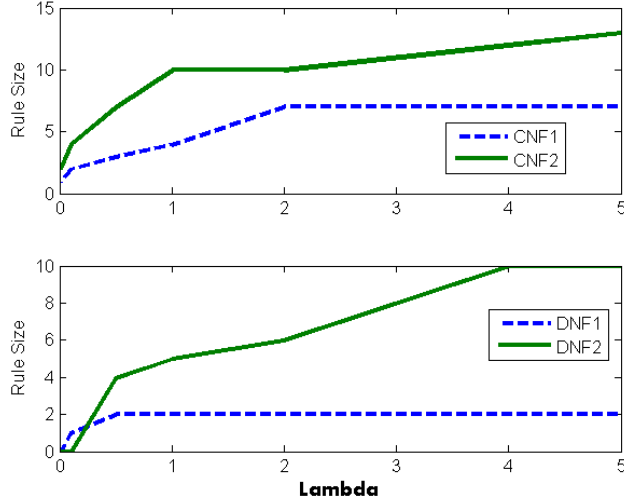


Fig. 3: Plot demonstrating behavior of rule size vs λ

and checklists⁸ in [24,18]. Prior work has considered applications of constraint programming to learning Bayesian networks [2] and itemset mining [16,28]. In contrast, we focus on learning sparse interpretable classification rules allowing control of accuracy vs. interpretability.

6 Extensions

In the paper, we have focused on decision rules in the DNF or CNF form, which is among the most interpretable classification methods available. We now describe a few related classification formulations, which are also amenable to being learned from data using a SAT-based framework. A simple AND-clause can be considered as a requirement that all of the N literals in the clause are satisfied, while a simple OR-clause requires that at least 1 of the N literals are satisfied. A useful generalization is a “K-of-N” clause [13], which is true when at least K of the N literals are satisfied. In particular, it leads to a very popular decision rubric called *checklists* or *scorecards*, widely used in medicine and finance, where a questionnaire asks some questions (e.g., risk factors), and the total number of positive answers is compared to a pre-determined threshold. LP relaxations have been considered for learning scorecards from data [19], and our MaxSAT-based framework can be directly extended. In the case of multi-class classification, a decision rule may be ambiguous, as it does not specify what multi-class label to

⁸ Note, however, that the objective functions for the integer program and the LP relaxation in these papers are not the same as sparsity-penalized cost-sensitive classification error.

use when several contradictory clauses pointing to different labels are satisfied simultaneously. Decision lists [30] enforces an order of evaluation of the rules, resolving this ambiguity. Bayesian frameworks for learning decision lists have been considered recently [23]. Perhaps the most well known interpretable classification scheme is a decision tree, where literals are arranged as nodes in a binary tree, and a decision is made by following the path from the root node to one of the leafs. The decision tree can be converted to an equivalent set of classification rules which correspond to all the paths from the root to the leafs, a more expensive representation. On the other side, however, certain small decision rules can lead to very complex decision trees, for example, the "K-of-N" rule cannot be efficiently encoded using a decision tree. Recent work has considered combinatorial optimization to learn compact interpretable decision trees [4]. Beyond simple Boolean expressions, a variety of weighted classification methods can be used, for example, a weighted linear combination of simple AND clauses – for instance by using Boosting on a set of classifiers based on simple logical clauses. In future work, we plan to extend our MaxSAT-based framework for all these related interpretable classification approaches.

7 Conclusion

We proposed a new approach to learn interpretable classification rules via reduction to (MaxSAT). Due to the impressive advances in MaxSAT-solving, our formulation can find optimal or near-optimal rules balancing accuracy and interpretability (sparsity) for large data-sets involving tens or hundreds of thousands of data points, and hundreds or thousands of features. Furthermore, the approach separates the modeling from the optimization, and this framework could be used to solve a wide variety of interpretable classification formulations, including decision lists, decision trees, and decision rules with different cost functions (including group-sparsity, sharing of the variables, and having prior knowledge on variable importance). Finally, we demonstrate on experiments that for many classification problems interpretability does not have to come at a high cost in terms of accuracy.

Furthermore, we hope to share our excitement with applications of constraint programming/MaxSAT in Machine Learning, and to encourage researchers in both interpretable classification and in the CSP/SAT communities to consider this topic further: both in developing new SAT-based formulations for interpretable ML, and in designing bespoke solvers attuned to the problem of interpretable ML.

Acknowledgements This work was supported in part by NUS ODPRT Grant, R-252-000-685-133 and IBM PhD Fellowship. The computational work for this article was performed on resources of the National Supercomputing Centre, Singapore <https://www.nsc.sg>

References

1. Andrews, R., Diederich, J., Tickle, A.: Survey and critique of techniques for extracting rules from trained artificial neural networks. *Knowledge-based systems* **8**(6), 373–389 (1995)
2. van Beek, P., Hoffmann, H.F.: Machine learning of bayesian networks using constraint programming. In: *Proc. of CP*. pp. 429–445 (2015)
3. Berg, J., Saikko, P., Järvisalo, M.: Improving the effectiveness of sat-based preprocessing for maxsat. In: *Proc. of IJCAI* (2015)
4. Bertsimas, D., Chang, A., Rudin, C.: An integer optimization approach to associative classification. In: *Adv. Neur. Inf. Process. Syst.* 25, pp. 269–277 (2012)
5. Bessiere, C., Hebrard, E., O’Sullivan, B.: Minimising decision tree size as combinatorial optimisation. In: *Proc. of CP*. pp. 173–187. Springer (2009)
6. Blake, C., Merz, C.J.: {UCI} repository of machine learning databases (1998)
7. Boros, E., Hammer, P., Ibaraki, T., Kogan, A., Mayoraz, E., Muchnik, I.: An implementation of logical analysis of data. *IEEE Transactions on Knowledge and Data Engineering* **12**(2), 292–306 (2000)
8. Breiman, L., Friedman, J., Stone, C., Olshen, R.: *Classification and regression trees*. CRC press (1984)
9. Clark, P., Niblett, T.: The CN2 induction algorithm. *Mach. Learn.* **3**(4), 261–283 (Mar 1989)
10. Cohen, W.W.: Fast effective rule induction. In: *Proc. Int. Conf. Mach. Learn.* pp. 115–123. Tahoe City, CA (Jul 1995)
11. Cohen, W.W., Singer, Y.: A simple, fast, and effective rule learner. In: *Proc. Nat. Conf. Artif. Intell.* pp. 335–342. Orlando, FL (Jul 1999)
12. Craven, M.W., Shavlik, J.W.: Extracting tree-structured representations of trained networks. *Proc. of NIPS* pp. 24–30 (1996)
13. Craven, M.W., Shavlik, J.W.: Extracting tree-structured representations of trained networks. *Proc. of NIPS* pp. 24–30 (1996)
14. Davies, J.: *Solving MAXSAT by Decoupling Optimization and Satisfaction*. Ph.D. thesis, University of Toronto (2013)
15. Davies, J., Bacchus, F.: Solving maxsat by solving a sequence of simpler sat instances. In: *Proc. of CP*. pp. 225–239 (2011)
16. De Raedt, L., Guns, T., Nijssen, S.: Constraint programming for itemset mining. In: *Proc. of KDD*. pp. 204–212 (2008)
17. Dembczyński, K., Kotłowski, W., Słowiński, R.: Ender: a statistical framework for boosting decision rules. *Data Mining and Knowledge Discovery* **21**(1), 52–90 (2010)
18. Emad, A., Varshney, K.R., Malioutov, D.M.: A semiquantitative group testing approach for learning interpretable clinical prediction rules. In: *Proc. Signal Process. Adapt. Sparse Struct. Repr. Workshop*, Cambridge, UK (2015)
19. Emad, A., Varshney, K.R., Malioutov, D.M.: A semiquantitative group testing approach for learning interpretable clinical prediction rules. In: *Proc. Signal Process. Adapt. Sparse Struct. Repr. Workshop*, Cambridge, UK (2015)
20. Freitas, A.: Comprehensible classification models: a position paper. *ACM SIGKDD explorations newsletter* **15**(1), 1–10 (2014)
21. Friedman, J.H., Popescu, B.E.: Predictive learning via rule ensembles. *The Annals of Applied Statistics* pp. 916–954 (2008)
22. Jawanpuria, P., Jagarlapudi, S.N., Ramakrishnan, G.: Efficient rule ensemble learning using hierarchical kernels. In: *Proc. of ICML* (2011)

23. Letham, B., Rudin, C., McCormick, T.H., Madigan, D.: Building interpretable classifiers with rules using Bayesian analysis. Tech. Rep. 609, Dept. Stat., Univ. Washington (Dec 2012)
24. Malioutov, D.M., Varshney, K.R.: Exact rule learning via boolean compressed sensing. In: Proc. of ICML. pp. 765–773 (2013)
25. Marchand, M., Shawe-Taylor, J.: The set covering machine. *Journal of Machine Learning Research* **3**(Dec), 723–746 (2002)
26. Morgado, A., Heras, F., Liffiton, M., Planes, J., Marques-Silva, J.: Iterative and core-guided maxsat solving: A survey and assessment. *Constraints* **18**(4), 478–534 (Oct 2013)
27. Narodytska, N., Bacchus, F.: Maximum satisfiability using core-guided maxsat resolution. In: AAAI. pp. 2717–2723 (2014)
28. Nijssen, S., Guns, T., De Raedt, L.: Correlated itemset mining in roc space: a constraint programming approach. In: KDD. pp. 647–656. ACM (2009)
29. Quinlan, J.R.: C4. 5: Programming for machine learning. Morgan Kauffmann p. 38 (1993)
30. Rivest, R.L.: Learning decision lists. *Mach. Learn.* **2**(3), 229–246 (Nov 1987)
31. Rückert, U., Kramer, S.: Margin-based first-order rule learning. *Mach. Learn.* **70**(2–3), 189–206 (Mar 2008)
32. Valiant, L.G.: Learning disjunctions of conjunctions. In: Proc. Int. Joint Conf. Artif. Intell. pp. 560–566. Los Angeles, CA (Aug 1985)
33. Varshney, K.R.: Data science of the people, for the people, by the people: A viewpoint on an emerging dichotomy. In: Proc. Data for Good Exchange Conf (2015)
34. Wang, T., Rudin, C., Doshi-Velez, F., Liu, Y., Klampfl, E., MacNeille, P.: Or’s of and’s for interpretable classification, with application to context-aware recommender systems. arXiv preprint arXiv:1504.07614 (2015)
35. Wang, T., Rudin, C., Liu, Y., Klampfl, E., MacNeille, P.: Bayesian or’s of and’s for interpretable classification with application to context aware recommender systems (2015)