

Computational Science Laboratory
Technical Report CSL-TR-18-7
April 25, 2019

Steven Roberts, Arash Sarshar, and Adrian
Sandu

*“Coupled Multirate Infinitesimal GARK
Schemes for Stiff Systems with Multiple
Time Scales”*

Computational Science Laboratory
“Compute the Future!”

Computer Science Department
Virginia Polytechnic Institute and State University
Blacksburg, VA 24060
Phone: (540)-231-2193
Fax: (540)-231-6075

Email: steven94@vt.edu, sarshar@vt.edu, sandu@cs.vt.edu
Web: <http://cs1.cs.vt.edu>



COUPLED MULTIRATE INFINITESIMAL GARK SCHEMES FOR STIFF SYSTEMS WITH MULTIPLE TIME SCALES*

STEVEN ROBERTS[†], ARASH SARSHAR[†], AND ADRIAN SANDU[†]

Abstract. Traditional time discretization methods use a single timestep for the entire system of interest and can perform poorly when the dynamics of the system exhibits a wide range of time scales. Multirate infinitesimal step (MIS) methods (Knoth and Wolke, 1998) offer an elegant and flexible approach to efficiently integrate such systems. The slow components are discretized by a Runge–Kutta method, and the fast components are resolved by solving modified fast differential equations. Sandu (2018) developed the Multirate Infinitesimal General-structure Additive Runge–Kutta (MRI-GARK) family of methods that includes traditional MIS schemes as a subset. The MRI-GARK framework allowed the construction of the first fourth order MIS schemes. This framework also enabled the introduction of implicit methods, which are decoupled in the sense that any implicitness lies entirely within the fast or slow integrations. It was shown by Sandu that the stability of decoupled implicit MRI-GARK methods has limitations when both the fast and slow components are stiff and interact strongly. This work extends the MRI-GARK framework by introducing coupled implicit methods to solve stiff multiscale systems. The coupled approach has the potential to considerably improve the overall stability of the scheme, at the price of requiring implicit stage calculations over the entire system. Two coupling strategies are considered. The first computes coupled Runge–Kutta stages before solving a single differential equation to refine the fast solution. The second alternates between computing coupled Runge–Kutta stages and solving fast differential equations. We derive order conditions and perform the stability analysis for both strategies. The new coupled methods offer improved stability compared to the decoupled MRI-GARK schemes. The theoretical properties of the new methods are validated with numerical experiments.

Key words. Multirate time integration, General-structure additive Runge–Kutta methods, multiscale dynamics.

AMS subject classifications. 65L05, 65L06

1. Introduction. In this paper, we consider the additively partitioned ordinary differential equation (ODE)

$$(1.1) \quad y' = f(t, y) = f^{\{f\}}(t, y) + f^{\{s\}}(t, y), \quad y(t_0) = y_0 \in \mathbb{R}^d,$$

where component $f^{\{f\}}$ represents the fast dynamics of the system, and component $f^{\{s\}}$ the slow dynamics. This structure models a feature appearing in many dynamical systems of practical interest: multiple characteristic time scales.

Multirate time integration methods are designed to efficiently solve (1.1) by using different timesteps for the fast and slow components. First explored by Rice [27] and Andrus [2, 3], the multirating strategy has been expanded to numerous types of traditional time integration methods. This includes Runge–Kutta methods [6, 13, 14, 22, 23, 32], linear multistep methods [11, 18, 29], Rosenbrock-W methods [12], extrapolation methods [7, 8, 10, 30], Galerkin discretizations [25], and combined multiscale methodologies [9].

Multirate infinitesimal step (MIS) methods, first proposed by Knoth and Wolke [21], and later extended by others [20, 35, 36, 37, 39], introduce a new multirating philosophy in which the fast method solves a modified ODE that advances the solution

*Submitted to the editors DATE

Funding: This work was funded by awards NSF CCF-1613905, NSF ACI-1709727, AFOSR DDDAS 15RT1037, and by the Computational Science Laboratory at Virginia Tech

[†] Virginia Polytechnic Institute and State University, Computational Science Laboratory, Department of Computer Science, 2202 Kraft Drive, Blacksburg, VA 24060, USA (steven94@vt.edu, sarshar@vt.edu, sandu@cs.vt.edu)

between slow stages. While the slow system is solved discretely, the fast system can be solved with arbitrary small steps, hence the naming “infinitesimal step”. In [15], Günther and Sandu cast MIS methods into the General-structure Additive Runge-Kutta (GARK) framework. This framework was subsequently leveraged by Sandu in [28] to create the multirate infinitesimal GARK (MRI-GARK) class of methods. One step of an MRI-GARK method advances the solution from t_n to $t_n + H$ by

$$\begin{aligned}
 (1.2a) \quad & Y_0 := y_n, \quad c_0^{\{s\}} := 0, \\
 (1.2b) \quad & \left\{ \begin{array}{l} T_{i-1} = t_n + c_{i-1}^{\{s\}} H, \\ v_i(0) = Y_{i-1}, \\ v'_i = \Delta c_i^{\{s\}} f^{\{f\}}(T_{i-1} + \Delta c_i^{\{s\}} \theta, v_i) + \sum_{j=1}^{i-1} \gamma_{i,j}(\frac{\theta}{H}) f^{\{s\}}(T_j, Y_j), \\ \text{for } \theta \in [0, H], \\ Y_i = v_i(H), \quad i = 1, \dots, s^{\{s\}}, \end{array} \right. \\
 (1.2c) \quad & y_{n+1} = Y_{s^{\{s\}}},
 \end{aligned}$$

where $c^{\{s\}}$ are the slow method abscissae, and the modified fast ODEs $v'_i = \dots$ advance the solution between the slow stages. In [28], Sandu presents MRI-GARK methods (1.2) of orders up to four that are explicit or implicit in the fast and slow systems but are not coupled across partitions. This work also provides new techniques in investigating the stability of partitioned methods that we have adopted in our paper. Recent developments in the field include the work of Sexton and Reynolds [38] where a new structure for fast integration weights is considered and shown to help reduce order conditions; the “relaxed MIS” methods derived retain the same order as traditional MIS and it is possible to pair them for error control and adaptivity purposes.

This work extends the MRI-GARK family [28] to include implicit methods with coupling between slow and fast systems. We construct two new families of schemes designed to offer improved stability compared to decoupled MRI-GARK methods. The first family is step predictor-corrector MRI-GARK methods that perform a coupled discrete prediction over the entire timestep, then use that information to perform an infinitesimal step correction with small timesteps. This is similar to the strategy used by Gear and Wells in [11] and Savcenca in [33, 34]. The second family is internal stage predictor-corrector MRI-GARK methods that alternate between coupled discrete predictor stages and infinitesimal step correction ones. Figure 1 shows the differences between the new strategies and previous approaches. Order condition theories and stability analyses are developed for both new families of methods, and schemes up to order four are designed. Numerical experiments are employed to verify the theoretical findings.

The paper is organized as follows. The new family of step predictor corrector MRI-GARK schemes is introduced in section 2, followed by its order condition theory and the stability analysis. In section 3, internal stage predictor corrector MRI-GARK schemes are defined and their order conditions and stability are established. Numerical results are reported in section 4, and concluding remarks are drawn in section 5. Appendix A presents the lists of coefficients and stability plots for the newly developed methods.

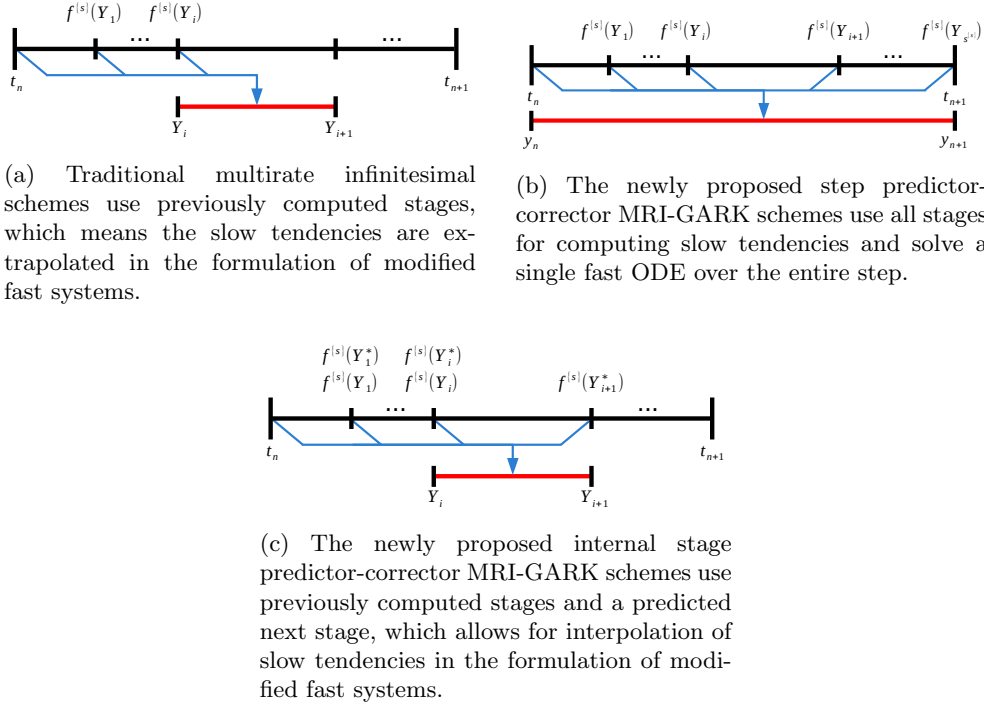


Fig. 1: Comparison of MRI-GARK schemes: blue arrows indicate stage dependencies of the modified fast ODE and the red lines indicate the intervals over which a fast ODE is solved.

2. Step predictor-corrector MRI-GARK methods. One coupling strategy commonly used in discrete multirate methods is a predictor-corrector approach, where the predictor evolves the entire system, while the corrector is only applied to the fast partition whose solution was “predicted” inaccurately (see [11, 33, 34]). First, a combined Runge–Kutta macro-step is taken which serves as the predictor. The fast parts of the predicted stages are inaccurate and are refined by sub-stepping the fast component only. Approximations of the slow values needed during the micro-steps are obtained from interpolating the slow predicted values. The step predictor-corrector MRI-GARK methods, as depicted in Figure 1b, can be viewed as an extreme case of this coupling strategy where the multirate ratio is infinite, i.e., the corrector takes infinitely many steps to refine the fast solution.

2.1. Method definition. We start with a “slow” Runge–Kutta base method

$$(2.1) \quad \begin{array}{c|c} c^{\{s\}} & \mathcal{A}^{\{s,s\}} \\ \hline & \mathcal{b}^{\{s\}T} \\ \hline & \widehat{\mathcal{b}}^{\{s\}T} \end{array}$$

with $s^{\{s\}}$ stages. Unlike other multirate infinitesimal strategies, the base method is not restricted to be explicit or diagonally implicit.

DEFINITION 2.1 (Step predictor corrector MRI-GARK methods). *One step of a step predictor-corrector MRI-GARK (SPC-MRI-GARK) scheme applied to (1.1) is given by*

$$(2.2a) \quad Y_i = y_n + H \sum_{j=1}^{s^{\{s\}}} a_{i,j}^{\{s\}} f_j, \quad i = 1, \dots, s^{\{s\}},$$

$$(2.2b) \quad \begin{cases} v(0) = y_n, \\ v' = f^{\{f\}}(t_n + \theta, v) + \sum_{j=1}^{s^{\{s\}}} \gamma_j \left(\frac{\theta}{H}\right) f_j^{\{s\}}, \quad \text{for } \theta \in [0, H], \\ y_{n+1} = v(H), \end{cases}$$

where $f_j := f(t_n + c_j^{\{s\}} H, Y_j)$ and $f_j^{\{s\}} := f^{\{s\}}(t_n + c_j^{\{s\}} H, Y_j)$.

DEFINITION 2.2 (Slow tendency coefficients [28, Definition 2.2]). *The time-dependent coefficients in (2.2b) are defined as polynomials:*

$$(2.3) \quad \gamma_i(t) := \sum_{k \geq 0} \gamma_i^k t^k, \quad \tilde{\gamma}_i(t) := \int_0^t \gamma_i(\tau) d\tau = \sum_{k \geq 0} \gamma_i^k \frac{t^{k+1}}{k+1}, \quad \bar{\gamma}_i := \tilde{\gamma}_i(1).$$

Remark 2.3 (Embedded method). An embedded solution for an SPC-MRI-GARK method can be computed by solving the additional ODE

$$\begin{cases} \hat{v}(0) = y_n, \\ \hat{v}' = f^{\{f\}}(t_n + \theta, \hat{v}) + \sum_{j=1}^{s^{\{s\}}} \hat{\gamma}_j \left(\frac{\theta}{H}\right) f_j^{\{s\}}, \quad \text{for } \theta \in [0, H], \\ \hat{y}_{n+1} = \hat{v}(H), \end{cases}$$

which uses the embedded polynomials $\hat{\gamma}_i$ and produces a solution of a different order. We note that although this additional integration can be expensive, it can be done in parallel with (2.2b).

Consider the trivial partitioning $f^{\{f\}} = 0$, $f^{\{s\}} = f$ of (1.1). In this case, it is natural to expect an SPC-MRI-GARK method to degenerate into the slow base method. Note that the final solution of (2.2b) simplifies to

$$(2.4) \quad y_{n+1} = \int_0^H \sum_{j=1}^{s^{\{s\}}} \gamma_j \left(\frac{\theta}{H}\right) f_j^{\{s\}} d\theta = \sum_{j=1}^{s^{\{s\}}} \bar{\gamma}_j f_j^{\{s\}}.$$

Thus, we enforce the condition

$$(2.5) \quad \mathfrak{b}^{\{s\}} = \bar{\gamma}.$$

An important special case of (1.1) are component partitioned systems:

$$(2.6) \quad \begin{bmatrix} y^{\{f\}} \\ y^{\{s\}} \end{bmatrix}' = \begin{bmatrix} f^{\{f\}}(t, y^{\{f\}}, y^{\{s\}}) \\ f^{\{s\}}(t, y^{\{f\}}, y^{\{s\}}) \end{bmatrix} = \begin{bmatrix} f^{\{f\}}(t, y^{\{f\}}, y^{\{s\}}) \\ 0 \end{bmatrix} + \begin{bmatrix} 0 \\ f^{\{s\}}(t, y^{\{f\}}, y^{\{s\}}) \end{bmatrix}.$$

One step of an SPC-MRI-GARK method (2.2) applied to (2.6) reads:

$$(2.7a) \quad \begin{bmatrix} Y_i^{\{f\}} \\ Y_i^{\{s\}} \end{bmatrix} = \begin{bmatrix} y_n^{\{f\}} + H \sum_{j=1}^{s^{\{s\}}} a_{i,j}^{\{s\}} f_j^{\{f\}} \\ y_n^{\{s\}} + H \sum_{j=1}^{s^{\{s\}}} a_{i,j}^{\{s\}} f_j^{\{s\}} \end{bmatrix},$$

$$(2.7b) \quad \begin{cases} v^{\{f\}}(0) = y_n^{\{f\}}, \\ v^{\{f\}}' = f^{\{f\}} \left(t_n + \theta, v, y_n^{\{s\}} + \sum_{j=1}^{s^{\{s\}}} \tilde{\gamma}_j \left(\frac{\theta}{H} \right) f_j^{\{s\}} \right), \quad \text{for } \theta \in [0, H] \\ \begin{bmatrix} y_{n+1}^{\{f\}} \\ y_{n+1}^{\{s\}} \end{bmatrix} = \begin{bmatrix} v^{\{f\}}(H) \\ y_n^{\{s\}} + H \sum_{j=1}^{s^{\{s\}}} b_j^{\{s\}} f_j^{\{s\}} \end{bmatrix}, \end{cases}$$

where $f_j^{\{f\}} := f^{\{f\}}(t_n + c_j^{\{s\}} H, Y_j^{\{f\}}, Y_j^{\{s\}})$ and $f_j^{\{s\}} := f^{\{s\}}(t_n + c_j^{\{s\}} H, Y_j^{\{f\}}, Y_j^{\{s\}})$. With (2.4) and (2.5) the internal ODE integrates (and corrects) only the fast component, while the slow component is solved with the traditional base Runge–Kutta method (2.1).

2.2. Order conditions. Following [28], we use an arbitrarily accurate Runge–Kutta method $(A^{\{f,f\}}, b^{\{f\}}, c^{\{f\}})$ to discretize the continuous ODE appearing in the method formulation, which casts the SPC-MRI-GARK scheme (2.2) into the GARK framework. The discrete corrector stages, denoted $Y_i^{\{f,c\}}$, are computed as

$$\begin{aligned} Y_i^{\{f,c\}} &= y_n + H \sum_{j=1}^{s^{\{f\}}} a_{i,j}^{\{f,f\}} \left(f_j^{\{f,c\}} + \sum_{\ell=1}^{s^{\{s\}}} \gamma_\ell(c_j^{\{f\}}) f_\ell^{\{s\}} \right), \\ &= y_n + H \sum_{j=1}^{s^{\{f\}}} a_{i,j}^{\{f,f\}} f_j^{\{f,c\}} + \sum_{\ell=1}^{s^{\{s\}}} \left(\sum_{j=1}^{s^{\{f\}}} a_{i,j}^{\{f,f\}} \gamma_\ell(c_j^{\{f\}}) \right) f_\ell^{\{s\}}, \\ &= y_n + H \sum_{j=1}^{s^{\{f\}}} a_{i,j}^{\{f,f\}} f_j^{\{f,c\}} + \sum_{j=1}^{s^{\{s\}}} \left(\sum_{k \geq 0} A^{\{f,f\}} c^{\{f\} \times k} \gamma^{kT} \right)_{i,j} f_j^{\{s\}}, \end{aligned}$$

where $f_j^{\{f,c\}} := f^{\{f\}}(t_n + c_j^{\{f\}} H, Y_j^{\{f,c\}})$. Similarly, the final solution reads

$$\begin{aligned} y_{n+1} &= y_n + H \sum_{j=1}^{s^{\{f\}}} b_j^{\{f\}} f_j^{\{f,c\}} + \sum_{j=1}^{s^{\{s\}}} \left(\sum_{k \geq 0} b^{\{f\}T} c^{\{f\} \times k} \right) f_j^{\{s\}}, \\ &= y_n + H \sum_{j=1}^{s^{\{f\}}} b_j^{\{f\}} f_j^{\{f,c\}} + \sum_{j=1}^{s^{\{s\}}} \left(\sum_{k \geq 0} \frac{1}{k+1} \gamma_j^k \right) f_j^{\{s\}}, \\ &= y_n + H \sum_{j=1}^{s^{\{f\}}} b_j^{\{f\}} f_j^{\{f,c\}} + \sum_{j=1}^{s^{\{s\}}} \bar{\gamma}_j f_j^{\{s\}}, \\ &= y_n + H \sum_{j=1}^{s^{\{f\}}} b_j^{\{f\}} f_j^{\{f,c\}} + \sum_{j=1}^{s^{\{s\}}} b_j^{\{s\}} f_j^{\{s\}}. \end{aligned}$$

Now, the corresponding GARK tableau for an SPC-MRI-GARK method is

$$\begin{array}{c|cc|c|c} c^{\{s\}} & \mathcal{A}^{\{s,s\}} & 0 & \mathcal{A}^{\{s,s\}} & c^{\{s\}} \\ c^{\{f\}} & 0 & A^{\{f,f\}} & \sum_{k \geq 0} A^{\{f,f\}} c^{\{f\} \times k} \gamma^{kT} & c^{\{f,s\}} \\ \hline c^{\{s\}} & \mathcal{A}^{\{s,s\}} & 0 & \mathcal{A}^{\{s,s\}} & c^{\{s\}} \\ \hline & 0 & b^{\{f\}T} & b^{\{f\}T} & \end{array},$$

with $c^{\{f,s\}} = \sum_{k \geq 0} A^{\{f,f\}} c^{\{f\} \times k} \gamma^{kT} \mathbb{1}^{\{s\}}$.

2.2.1. Internal consistency.

THEOREM 2.4 (Internal consistency conditions). *An SPC-MRI-GARK method (2.2) satisfies the “internal consistency” conditions*

$$\mathbf{c}^{\{s,f\}} = \mathbf{c}^{\{s,s\}} \equiv c^{\{s\}} \quad \text{and} \quad \mathbf{c}^{\{f,f\}} = \mathbf{c}^{\{f,s\}}$$

for any fast method iff the following conditions hold:

$$(2.8) \quad \gamma^{0T} \mathbb{1}^{\{s\}} = 1 \quad \text{and} \quad \gamma^{kT} \mathbb{1}^{\{s\}} = 0 \quad \forall k \geq 1.$$

Proof. All internal consistency equations are automatically satisfied except for the following one, which needs to be imposed explicitly:

$$c^{\{f\}} = \sum_{k \geq 0} A^{\{f,f\}} c^{\{f\} \times k} \gamma^{kT} \mathbb{1}^{\{s\}}.$$

It is easy to confirm (2.8) is sufficient to satisfy this condition, and thus, internal consistency. Since the equality must hold for all $A^{\{f,f\}}$, it must hold when all $A^{\{f,f\}} c^{\{f\} \times k}$ are linearly independent. Matching powers of the left- and right-hand sides proves the necessity of (2.8). \square

If an SPC-MRI-GARK method has a slow base method (2.1) of order two, then internal consistency is sufficient to guarantee the method is order two [31].

2.2.2. Fourth order conditions. In this section, we derive order conditions of the SPC-MRI-GARK schemes for up to order four. First, we define a set of useful coefficients.

DEFINITION 2.5 (Some useful coefficients [28, Definition 3.3]). *Consider the “bushy” Butcher tree [16]*

$$(2.9) \quad \mathbf{t}_k := \underbrace{[\tau, \dots, \tau]}_{k \text{ times}} \in T,$$

where $\tau \in T$ is the tree of order one and $[\cdot]$ is the operation of joining subtrees by a root. An arbitrarily accurate Runge–Kutta method $(A^{\{f,f\}}, b^{\{f\}}, c^{\{f\}})$ satisfies the following equations:

$$(2.10) \quad \begin{aligned} \zeta_k &:= \frac{1}{\gamma([\mathbf{t}_k])} = b^{\{f\}T} A^{\{f,f\}} c^{\{f\} \times k} = \frac{1}{(k+1)(k+2)}, \\ \omega_k &:= \frac{1}{\gamma([\tau, \mathbf{t}_k])} = (b^{\{f\}} \times c^{\{f\}})^T A^{\{f,f\}} c^{\{f\} \times k} = \frac{1}{(k+1)(k+3)}, \\ \zeta_k &:= \frac{1}{\gamma([\![\mathbf{t}_k]\!])} = b^{\{f\}T} A^{\{f,f\}} A^{\{f,f\}} c^{\{f\} \times k} = \frac{1}{(k+1)(k+2)(k+3)}. \end{aligned}$$

THEOREM 2.6 (Fourth order coupling conditions). *An internally consistent SPC-MRI-GARK method (2.2) has order four iff the slow base scheme (2.1) has order at least four, and the following coupling conditions hold:*

$$(2.11a) \quad \frac{1}{6} = \sum_{k \geq 0} \zeta_k \gamma^{kT} c^{\{s\}}, \quad (\text{order } 3)$$

$$(2.11b) \quad \frac{1}{8} = \sum_{k \geq 0} \omega_k \gamma^{kT} c^{\{s\}}, \quad (\text{order } 4)$$

$$(2.11c) \quad \frac{1}{12} = \sum_{k \geq 0} \zeta_k \gamma^{kT} c^{\{s\} \times 2}, \quad (\text{order } 4)$$

$$(2.11d) \quad \frac{1}{24} = \sum_{k \geq 0} \xi_k \gamma^{kT} c^{\{s\}}, \quad (\text{order } 4)$$

$$(2.11e) \quad \frac{1}{24} = \sum_{k \geq 0} \zeta_k \gamma^{kT} \mathcal{A}^{\{s,s\}} c^{\{s\}}. \quad (\text{order } 4)$$

Proof. An internally consistent GARK scheme is order four iff the base methods are order four and the 12 coupling conditions up to order four are satisfied [31]. We proceed with checking each coupling condition.

Condition 3a. The first third order condition gives (2.11a):

$$\frac{1}{6} = \mathbf{b}^{\{f\}T} \mathbf{A}^{\{f,s\}} \mathbf{c}^{\{s\}} = \sum_{k \geq 0} \zeta_k \gamma^{kT} c^{\{s\}}.$$

Condition 3b. The other third order condition is automatically satisfied if the slow base method is order three:

$$\frac{1}{6} = \mathbf{b}^{\{s\}T} \mathbf{A}^{\{s,f\}} \mathbf{c}^{\{f\}} = \mathbf{b}^{\{s\}T} \mathcal{A}^{\{s,s\}} c^{\{s\}}.$$

Condition 4a. The first fourth order condition gives (2.11b):

$$\frac{1}{8} = \left(\mathbf{b}^{\{f\}} \times \mathbf{c}^{\{f\}} \right)^T \mathbf{A}^{\{f,s\}} \mathbf{c}^{\{s\}} = \sum_{k \geq 0} \omega_k \gamma^{kT} c^{\{s\}}.$$

Condition 4b. This condition is automatically satisfied if the slow base method is order four:

$$\frac{1}{8} = \left(\mathbf{b}^{\{s\}} \times \mathbf{c}^{\{s\}} \right)^T \mathbf{A}^{\{s,f\}} \mathbf{c}^{\{f\}} = \left(\mathbf{b}^{\{s\}} \times \mathbf{c}^{\{s\}} \right)^T \mathcal{A}^{\{s,s\}} c^{\{s\}}.$$

Condition 4c. This condition proves (2.11c):

$$\frac{1}{12} = \mathbf{b}^{\{f\}T} \mathbf{A}^{\{f,s\}} \mathbf{c}^{\{s\} \times 2} = \sum_{k \geq 0} \zeta_k \gamma^{kT} c^{\{s\} \times 2}.$$

Condition 4d. This condition is automatically satisfied if the slow base method is order four:

$$\frac{1}{12} = \mathbf{b}^{\{s\}T} \mathbf{A}^{\{s,f\}} \mathbf{c}^{\{f\} \times 2} = \mathbf{b}^{\{s\}T} \mathcal{A}^{\{s,s\}} c^{\{s\} \times 2}.$$

Condition 4e. This condition proves (2.11d):

$$\frac{1}{24} = \mathbf{b}^{\{f\}T} \mathbf{A}^{\{f,f\}} \mathbf{A}^{\{f,s\}} \mathbf{c}^{\{s\}} = \sum_{k \geq 0} \xi_k \gamma^{kT} \mathbf{c}^{\{s\}}.$$

Condition 4f. This condition proves (2.11e):

$$\frac{1}{24} = \mathbf{b}^{\{f\}T} \mathbf{A}^{\{f,s\}} \mathbf{A}^{\{s,f\}} \mathbf{c}^{\{f\}} = \sum_{k \geq 0} \zeta_k \gamma^{kT} \mathcal{A}^{\{s,s\}} \mathbf{c}^{\{s\}}.$$

Condition 4g. The following condition is identical to Condition 4f:

$$\frac{1}{24} = \mathbf{b}^{\{f\}T} \mathbf{A}^{\{f,s\}} \mathbf{A}^{\{s,s\}} \mathbf{c}^{\{s\}} = \sum_{k \geq 0} \zeta_k \gamma^{kT} \mathcal{A}^{\{s,s\}} \mathbf{c}^{\{s\}}.$$

Condition 4h. This condition is automatically satisfied if the slow base method is order four:

$$\frac{1}{24} = \mathbf{b}^{\{s\}T} \mathbf{A}^{\{s,s\}} \mathbf{A}^{\{s,f\}} \mathbf{c}^{\{f\}} = b^{\{s\}T} \mathcal{A}^{\{s,s\}} \mathcal{A}^{\{s,s\}} \mathbf{c}^{\{s\}}.$$

Condition 4i. This condition is automatically satisfied if the slow base method is order four:

$$\frac{1}{24} = \mathbf{b}^{\{s\}T} \mathbf{A}^{\{s,f\}} \mathbf{A}^{\{f,s\}} \mathbf{c}^{\{s\}} = b^{\{s\}T} \mathcal{A}^{\{s,s\}} \mathcal{A}^{\{s,s\}} \mathbf{c}^{\{s\}}.$$

Condition 4j. This condition is automatically satisfied if the slow base method is order four: □

$$\frac{1}{24} = \mathbf{b}^{\{s\}T} \mathbf{A}^{\{s,f\}} \mathbf{A}^{\{f,f\}} \mathbf{c}^{\{f\}} = b^{\{s\}T} \mathcal{A}^{\{s,s\}} \mathcal{A}^{\{s,s\}} \mathbf{c}^{\{s\}}.$$

Remark 2.7. In the proof of [Theorem 2.6](#), all coupling order conditions that start with $\mathbf{b}^{\{s\}T}$ collapse onto the order conditions of the slow base method. In the context of two-trees, trees containing both slow and fast nodes with a slow root can be recolored into purely slow trees. The purely fast trees are of no concern since the fast base method is arbitrarily accurate. The remaining trees contain slow and fast nodes with a fast root, which correspond to coupling conditions (2.11) that must be explicitly enforced through the choice of γ .

2.3. Stability analysis.

2.3.1. Scalar stability analysis. Consider the partitioned, linear, scalar test problem

$$(2.12) \quad y' = \lambda^{\{f\}} y + \lambda^{\{s\}} y, \quad \lambda^{\{f\}}, \lambda^{\{s\}} \in \mathbb{C}^-,$$

and let $z^{\{f\}} := H \lambda^{\{f\}}$, $z^{\{s\}} := H \lambda^{\{s\}}$, and $z := z^{\{f\}} + z^{\{s\}}$. Applying the SPC-MRI-GARK method (2.2) to (2.12) yields

$$Y = \left(I_{s^{\{s\}} \times s^{\{s\}}} - z A^{\{s,s\}} \right)^{-1} \mathbb{1}^{\{s\}} y_n,$$

$$\begin{cases} v(0) = y_n, \\ v' = \lambda^{\{f\}} v + \lambda^{\{s\}} \sum_{j=1}^{s^{\{s\}}} \gamma_j \left(\frac{\theta}{H} \right) Y_j, \\ \quad = \lambda^{\{f\}} v + \lambda^{\{s\}} \sum_{k \geq 0} \left(\frac{\theta}{H} \right)^k \gamma^{kT} Y, \\ y_{n+1} = \varphi_0(z^{\{f\}}) y_n + z^{\{s\}} \mu(z^{\{f\}})^T Y, \end{cases}$$

which leads to the stability function

$$(2.13) \quad \begin{aligned} y_{n+1} &= R(z^{\{f\}}, z^{\{s\}}) y_n, \\ R(z^{\{f\}}, z^{\{s\}}) &:= \varphi_0(z^{\{f\}}) + z^{\{s\}} \mu(z^{\{f\}})^T \left(I_{s^{\{s\}} \times s^{\{s\}}} - z A^{\{s,s\}} \right)^{-1} \mathbb{1}^{\{s\}}, \end{aligned}$$

where, following [28]:

$$\mu(z^{\{f\}}) := \sum_{k \geq 0} \gamma^k \varphi_{k+1}(z^{\{f\}}),$$

$$\varphi_0(z) := e^z, \quad \varphi_{k+1}(z) := \int_0^1 e^{z(1-t)} t^k dt = \begin{cases} \frac{e^z - 1}{z} & k = 0 \\ \frac{k \varphi_k(z) - 1}{z} & k > 0 \end{cases}.$$

Of special interest are cases when a partition becomes infinitely stiff. With $z^{\{f\}}$ only appearing in φ function arguments, the stability function (2.13) enjoys the following property:

$$(2.14a) \quad \lim_{z^{\{f\}} \rightarrow -\infty} R(z^{\{f\}}, z^{\{s\}}) = 0.$$

Provided $A^{\{s,s\}}$ is invertible, e.g. the base method is SDIRK,

$$(2.14b) \quad \lim_{z^{\{s\}} \rightarrow -\infty} R(z^{\{f\}}, z^{\{s\}}) = \varphi_0(z^{\{f\}}) - \mu(z^{\{f\}})^T A^{\{s,s\} \times -1} \mathbb{1}^{\{s\}}.$$

Although (2.14b) cannot be zero for all $z^{\{f\}}$ due to the linear independence of φ functions, its modulus is bounded for $z^{\{f\}} \in \mathbb{C}^-$.

2.3.2. Matrix stability analysis. Following [22, 28], consider the matrix test problem

$$(2.15) \quad \begin{bmatrix} y^{\{f\}} \\ y^{\{s\}} \end{bmatrix}' = \begin{bmatrix} \lambda^{\{f\}} & \eta^{\{s\}} \\ \eta^{\{f\}} & \lambda^{\{s\}} \end{bmatrix} \begin{bmatrix} y^{\{f\}} \\ y^{\{s\}} \end{bmatrix} = \underbrace{\begin{bmatrix} \lambda^{\{f\}} & \frac{1-\xi}{\alpha} (\lambda^{\{f\}} - \lambda^{\{s\}}) \\ -\alpha \xi (\lambda^{\{f\}} - \lambda^{\{s\}}) & \lambda^{\{s\}} \end{bmatrix}}_{\Omega} \begin{bmatrix} y^{\{f\}} \\ y^{\{s\}} \end{bmatrix}.$$

The change of variables that produces Ω [28]

$$\alpha := \frac{\lambda^{\{f\}} - \lambda^{\{s\}} + \delta}{2 \eta^{\{s\}}}, \quad \xi := \frac{\lambda^{\{f\}} - \lambda^{\{s\}} - \delta}{2 (\lambda^{\{f\}} - \lambda^{\{s\}})}, \quad \delta = \sqrt{4 \eta^{\{f\}} \eta^{\{s\}} + (\lambda^{\{f\}} - \lambda^{\{s\}})^2},$$

allows the matrix eigenvalues to be written as linear combinations of the diagonal entries: $\xi \lambda^{\{f\}} + (1 - \xi) \lambda^{\{s\}}$ and $(1 - \xi) \lambda^{\{f\}} + \xi \lambda^{\{s\}}$. The coupling between the fast and slow variables is controlled by ξ . Values close to zero indicate the slow system is weakly influenced by the fast one, while values close to one indicate the fast system is weakly influenced by the slow one.

Let

$$Z := \begin{bmatrix} z^{\{f\}} & w^{\{s\}} \\ w^{\{f\}} & z^{\{s\}} \end{bmatrix} := H \begin{bmatrix} \lambda^{\{f\}} & \eta^{\{s\}} \\ \eta^{\{f\}} & \lambda^{\{s\}} \end{bmatrix}, \quad \tilde{\mu}(z^{\{f\}}) := \sum_{k \geq 0} \frac{\gamma^k}{k+1} \varphi_{k+2}(z^{\{f\}}).$$

The component partitioned SPC-MRI-GARK method (2.7) applied to the matrix test problem (2.15) gives

$$\begin{cases} \begin{bmatrix} Y^{\{f\}} \\ Y^{\{s\}} \end{bmatrix} = \left(I_{2s^{\{s\}} \times 2s^{\{s\}}} - Z \otimes A^{\{s,s\}} \right)^{-1} \begin{bmatrix} y_n^{\{f\}} \mathbb{1}^{\{s\}} \\ y_n^{\{s\}} \mathbb{1}^{\{s\}} \end{bmatrix}, \\ \begin{cases} v^{\{f\}}(0) = y_n^{\{f\}}, \\ v^{\{f\}}' = \lambda^{\{f\}} v^{\{f\}} + \eta^{\{s\}} y_n^{\{s\}} + \eta^{\{s\}} \sum_{j=1}^{s^{\{s\}}} \tilde{\gamma}_j \left(\frac{\theta}{H} \right) \left(w^{\{f\}} Y_j^{\{f\}} + z^{\{s\}} Y_j^{\{s\}} \right), \\ = \lambda^{\{f\}} v^{\{f\}} + \eta^{\{s\}} y^{\{s\}} + \eta^{\{s\}} \sum_{k \geq 0} \frac{(\theta/H)^{k+1}}{k+1} \gamma^k \left(w^{\{f\}} Y^{\{f\}} + z^{\{s\}} Y^{\{s\}} \right), \end{cases} \\ \begin{bmatrix} y_{n+1}^{\{f\}} \\ y_{n+1}^{\{s\}} \\ y_{n+1}^{\{s\}} \end{bmatrix} = \begin{bmatrix} v^{\{f\}}(H) \\ y_n^{\{s\}} + w^{\{f\}} \mathbf{b}^{\{s\}T} Y^{\{f\}} + z^{\{s\}} \mathbf{b}^{\{s\}T} Y^{\{s\}} \end{bmatrix}, \end{cases}$$

We write the solution of the ODE as

$$y_{n+1}^{\{f\}} = \varphi_0(z^{\{f\}}) y_n^{\{f\}} + w^{\{s\}} \varphi_1(z^{\{f\}}) y_n^{\{s\}} + w^{\{s\}} \tilde{\mu}(z^{\{f\}})^T \left(w^{\{f\}} Y^{\{f\}} + z^{\{s\}} Y^{\{s\}} \right).$$

The transfer matrix for the matrix test problem can be written as

(2.16)

$$\begin{aligned} \begin{bmatrix} y_{n+1}^{\{f\}} \\ y_{n+1}^{\{s\}} \\ y_{n+1}^{\{s\}} \end{bmatrix} &= \mathbf{M}(z^{\{f\}}, z^{\{s\}}, w^{\{s\}}, w^{\{f\}}) \begin{bmatrix} y_n^{\{f\}} \\ y_n^{\{s\}} \\ y_n^{\{s\}} \end{bmatrix}, \\ \mathbf{M}(z^{\{f\}}, z^{\{s\}}, w^{\{s\}}, w^{\{f\}}) &:= \begin{bmatrix} \varphi_0(z^{\{f\}}) & w^{\{s\}} \varphi_1(z^{\{f\}}) \\ 0 & 1 \end{bmatrix} \\ &\quad + \begin{bmatrix} w^{\{s\}} w^{\{f\}} \tilde{\mu}(z^{\{f\}})^T & w^{\{s\}} z^{\{s\}} \tilde{\mu}(z^{\{f\}})^T \\ w^{\{f\}} \mathbf{b}^{\{s\}T} & z^{\{s\}} \mathbf{b}^{\{s\}T} \end{bmatrix} \mathfrak{Y}(Z), \end{aligned}$$

where $\mathfrak{Y}(Z)$ is the internal stability matrix:

$$\mathfrak{Y}(Z) := \left(I_{2s^{\{s\}} \times 2s^{\{s\}}} - Z \otimes A^{\{s,s\}} \right)^{-1} \left(I_{2 \times 2} \otimes \mathbb{1}^{\{s\}} \right).$$

2.4. Construction of practical SPC-MRI-GARK methods. We develop new implicit SPC-MRI-GARK methods of up to order four. Their coefficients are presented in [Appendix A.1](#). The base methods are chosen to be existing, high-quality schemes that have either singly diagonally implicit (SDIRK) or explicit first stage

single diagonally implicit (ESDIRK) structures. These offer a nice balance between stability and computational complexity. We note that explicit and fully implicit base methods can be employed as well. The $\gamma(t)$ coupling coefficients for each method are determined by first enforcing the order conditions, and then using remaining free parameters to optimize for stability. Plots of the scalar and matrix stability regions are provided in [Figures 4](#) and [5](#), respectively. These regions are significantly larger than those of the decoupled MRI-GARK counterparts developed in [\[28\]](#).

3. Internal stage predictor-corrector MRI-GARK methods. Traditional multirate infinitesimal methods subdivide the integration interval $[t_n, t_{n+1}]$ into subintervals $[t_n + c_i^{\{s\}} H, t_n + c_{i+1}^{\{s\}} H]$, and solve a fast ODE over each subinterval. This advances the solution from one abscissa to the next, and then to the final solution. As illustrated in [Figure 1c](#), an internal stage predictor-corrector MRI-GARK method follows this strategy, but also incorporates a predictor-corrector strategy similar to that used in SPC-MRI-GARK schemes. On each subinterval, the solution is first predicted with a traditional Runge-Kutta stage calculation. Next, the fast components are refined by solving an ODE which uses previous predictor and corrector stages, as well as the current predictor stage, to implement the slow tendencies.

3.1. Method definition. Again, we start with a slow Runge–Kutta base method [\(2.1\)](#), but now enforce that it has a diagonally implicit structure and the abscissae are non-decreasing:

$$0 \leq c_1^{\{s\}} \leq c_2^{\{s\}} \leq \dots \leq c_{s^{\{s\}}}^{\{s\}} \leq 1.$$

This ensures that each ODE between stages is not integrated backward in time. We define the abscissa increments:

$$\Delta c^{\{s\}} = \left[c_1^{\{s\}}, c_2^{\{s\}} - c_1^{\{s\}}, \dots, c_{s^{\{s\}}}^{\{s\}} - c_{s^{\{s\}}-1}^{\{s\}} \right]^T.$$

The final integration from $c_{s^{\{s\}}}^{\{s\}}$ to 1 can introduce special cases that increase the complexity of the notation, order conditions, and stability analysis. We will impose that the base slow method is stiffly accurate [\[17\]](#), which makes the last stage equal to the final solution, and simplifies the subsequent analyses. This comes at no loss of generality since we can always rewrite a Runge–Kutta method into a reducible, but stiffly accurate form. In Butcher tableau notation we have:

$$\frac{c^{\{s\}} \mid \mathcal{A}^{\{s,s\}}}{\mid \mathfrak{b}^{\{s\}T}} \rightarrow \frac{c^{\{s\}} \mid \mathcal{A}^{\{s,s\}} \quad 0^{\{s\}}}{\mid 1 \quad \mathfrak{b}^{\{s\}T} \quad 0 \quad \mid \mathfrak{b}^{\{s\}T} \quad 0}.$$

DEFINITION 3.1 (Internal stage predictor corrector MRI-GARK methods). *One step of an internal stage predictor-corrector MRI-GARK (IPC-MRI-GARK) scheme*

applied to (1.1) is given by

$$\begin{aligned}
(3.1a) \quad & Y_0 := y_n, \quad c_0^{\{s\}} := 0, \\
(3.1b) \quad & \left\{ \begin{array}{l} Y_i^* = y_n + H \sum_{j=1}^{i-1} a_{i,j}^{\{s\}} f_j + H a_{i,i}^{\{s\}} f_i^*, \\ T_{i-1} = t_n + c_{i-1}^{\{s\}} H, \\ v_i(0) = Y_{i-1}, \\ v_i' = \Delta c_i^{\{s\}} f^{\{f\}} \left(T_{i-1} + \Delta c_i^{\{s\}} \theta, v_i \right) + \sum_{j=1}^{i-1} \gamma_{i,j} \left(\frac{\theta}{H} \right) f_j^{\{s\}} \\ \quad + \sum_{j=1}^i \psi_{i,j} \left(\frac{\theta}{H} \right) f_i^{\{s\}*}, \quad \text{for } \theta \in [0, H], \\ Y_i = v_i(H), \quad i = 1, \dots, s^{\{s\}}, \end{array} \right. \\
(3.1c) \quad & y_{n+1} = Y_{s^{\{s\}}},
\end{aligned}$$

with $f_j^{\{s\}*} := f^{\{s\}}(T_j, Y_j^*)$ and $f_j^* := f(T_j, Y_j^*)$. Stages and functions with an asterisk are predictor values, and terms without the asterisk are corrector values. In order to enforce that only previously computed stages appear in the ODE, we require that $\gamma_{i,j}(\tau) = 0$ for $j \geq i$ and $\psi_{i,j}(\tau) = 0$ for $j > i$.

Once again, we can take each $\gamma_{i,j}(t)$ and $\psi_{i,j}(t)$ to be polynomial in time. These and their integral terms $\tilde{\gamma}_{i,j}(t)$, $\bar{\gamma}_{i,j}$, $\tilde{\psi}_{i,j}(t)$, $\bar{\psi}_{i,j}$ are defined analogously to (2.3). The capitalized versions are used to denote the matrices of coefficients.

Remark 3.2 (Embedded method). Following the strategy used in [28], an embedded solution can be obtained via the additional integration

$$\begin{aligned}
\hat{v}' &= \Delta c_{s^{\{s\}}}^{\{s\}} f^{\{f\}} \left(T_{s^{\{s\}}-1} + \Delta c_{s^{\{s\}}}^{\{s\}} \theta, \hat{v} \right) + \sum_{j=1}^{s^{\{s\}}-1} \hat{\gamma}_j \left(\frac{\theta}{H} \right) f_j^{\{s\}} \\
&\quad + \sum_{j=1}^{s^{\{s\}}} \hat{\psi}_j \left(\frac{\theta}{H} \right) f_i^{\{s\}*}, \quad \text{for } \theta \in [0, H], \\
\hat{y}_{n+1} &= \hat{v}(H).
\end{aligned}$$

With the trivial partitioning $f^{\{s\}} = f$, $f^{\{f\}} = 0$, the corrector stages simplify to

$$\begin{aligned}
(3.2) \quad & Y_i = Y_{i-1} + H \sum_{j=1}^{i-1} \bar{\gamma}_{i,j} f_j^{\{s\}} + \sum_{j=1}^i \bar{\psi}_{i,j} f_j^{\{s\}*} \\
&= y_n + H \sum_{j=1}^{i-1} \left(\sum_{\ell=j+1}^i \bar{\gamma}_{\ell,j} \right) f_j^{\{s\}} + H \sum_{j=1}^i \left(\sum_{\ell=j}^i \bar{\psi}_{\ell,j} \right) f_j^{\{s\}*}.
\end{aligned}$$

The IPC-MRI-GARK method becomes a $2s^{\{s\}}$ stage Runge–Kutta method with $s^{\{s\}}$ predictor stages and $s^{\{s\}}$ corrector stages. In the absence of the fast component, it is natural to expect the predictor and corrector stages to coincide and for the method

to degenerate into the slow base scheme. Matching coefficients of (3.2) to those of the predictor stage of (3.1) gives the following self-consistency conditions:

$$(3.3) \quad \mathcal{T}^{\{s\}} = E\bar{\Gamma} \quad \text{and} \quad \mathcal{D}^{\{s\}} = E\bar{\Psi},$$

where $\mathcal{T}^{\{s\}}$ is the strictly lower triangular part of $\mathcal{A}^{\{s,s\}}$ and

$$E = \begin{bmatrix} 1 & \dots & 0 \\ \vdots & \ddots & \vdots \\ 1 & \dots & 1 \end{bmatrix} \in \mathbb{R}^{s^{\{s\}} \times s^{\{s\}}}, \quad \mathcal{D}^{\{s\}} = \text{diag} \left(a_{1,1}^{\{s\}}, \dots, a_{s^{\{s\}}, s^{\{s\}}}^{\{s\}} \right).$$

Remark 3.3 (Repeated abscissae). When $c_i^{\{s\}} = c_{i-1}^{\{s\}}$, the fast function disappears from the ODE in (3.1b) as it is scaled by zero. The corrector stage simplifies to

$$Y_i = Y_{i-1} + \int_0^H \left(\sum_{j=1}^{i-1} \gamma_{i,j} \left(\frac{\theta}{H} \right) f_j^{\{s\}} + \sum_{j=1}^i \psi_{i,j} \left(\frac{\theta}{H} \right) f_j^{\{s\}*} \right) d\theta$$

$$Y_i = Y_{i-1} + H \sum_{j=1}^{i-1} \bar{\gamma}_{i,j} f_j^{\{s\}} + \sum_{j=1}^i \bar{\psi}_{i,j} f_j^{\{s\}*}.$$

Clearly an ODE solver is no longer needed to compute Y_i . This can be viewed as modifying (the slow part of) the initial conditions for the next step's ODE.

For component partitioned systems (2.6), an IPC-MRI-GARK step reads:

$$(3.4a) \quad Y_0^{\{f\}} = y_n^{\{f\}}, \quad c_0^{\{s\}} = 0,$$

$$(3.4b) \quad \left\{ \begin{array}{l} \begin{bmatrix} Y_i^{\{f\}*} \\ Y_i^{\{s\}*} \end{bmatrix} = \begin{bmatrix} y_n^{\{f\}} + H \sum_{j=1}^{i-1} a_{i,j}^{\{s\}} f_j^{\{f\}} + H a_{i,i}^{\{s\}} f_i^{\{f\}*} \\ y_n^{\{s\}} + H \sum_{j=1}^{i-1} a_{i,j}^{\{s\}} f_j^{\{s\}} + H a_{i,i}^{\{s\}} f_i^{\{s\}*} \end{bmatrix}, \\ v_i^{\{f\}}(0) = Y_{i-1}^{\{f\}}, \\ T_{i-1} = t_n + c_{i-1}^{\{s\}} H, \\ v_i^{\{f\}'} = \Delta c_i^{\{s\}} f^{\{f\}} \left(T_{i-1} + \Delta c_i^{\{s\}} \theta, v_i^{\{f\}}, Y_{i-1}^{\{s\}} + H \sum_{j=1}^{i-1} \tilde{\gamma}_{i,j} \left(\frac{\theta}{H} \right) f_j^{\{s\}} \right. \\ \left. + H \sum_{j=1}^i \tilde{\psi}_{i,j} \left(\frac{\theta}{H} \right) f_j^{\{s\}T} \right), \quad \text{for } \theta \in [0, H], \\ \begin{bmatrix} Y_i^{\{f\}} \\ Y_i^{\{s\}} \end{bmatrix} = \begin{bmatrix} v_i^{\{f\}}(H) \\ Y_i^{\{s\}*} \end{bmatrix}, \quad i = 1, \dots, s^{\{s\}}, \end{array} \right.$$

$$(3.4c) \quad \begin{bmatrix} y_{n+1}^{\{f\}} \\ y_{n+1}^{\{s\}} \end{bmatrix} = \begin{bmatrix} Y_{s^{\{s\}}}^{\{f\}} \\ Y_{s^{\{s\}}}^{\{s\}} \end{bmatrix},$$

where $f_j^{\{f\}} := f^{\{f\}}(T_j, Y_j^{\{f\}}, Y_j^{\{s\}})$, $f_j^{\{f\}*} := f^{\{f\}}(T_j, Y_j^{\{f\}*}, Y_j^{\{s\}*})$, and a similar notation is used for $f_j^{\{s\}}$, $f_j^{\{s\}*}$.

3.2. Order conditions. Following [subsection 2.2](#), we look to utilize GARK order condition theory to derive order conditions for IPC-MRI-GARK methods. Again, we apply an arbitrarily accurate Runge–Kutta method $(A^{\{f,f\}}, b^{\{f,f\}}, c^{\{f,f\}})$ to discretize the ODEs and recover the GARK stages and GARK tableau. We use the labels \mathfrak{p} and \mathfrak{c} to denote predictor and corrector stages, respectively. Also we define $Y_k^{\{f,i\}}$ to be the k -th stage of the discretized ODE between abscissae $c_{i-1}^{\{s\}}$ and $c_i^{\{s\}}$. Now, the i -th step of [\(3.1\)](#) is composed of the GARK stages

$$\begin{aligned} Y_i^{\{f,\mathfrak{p}\}} &= Y_i^{\{s,\mathfrak{p}\}} = y_n + H \sum_{j=1}^{i-1} a_{i,j}^{\{s\}} f_j^{\{f,\mathfrak{c}\}} + a_{i,i}^{\{s\}} f_i^{\{f,\mathfrak{p}\}} + H \sum_{j=1}^{i-1} a_{i,j}^{\{s\}} f_j^{\{s,\mathfrak{c}\}} + a_{i,i}^{\{s\}} f_i^{\{s,\mathfrak{p}\}}, \\ Y_k^{\{f,i\}} &= Y_{i-1}^{\{f,\mathfrak{c}\}} + H \sum_{j=1}^{s\{f\}} a_{k,j}^{\{f,f\}} \left(\Delta c_i^{\{s\}} f_j^{\{f,i\}} + \sum_{\ell=1}^{i-1} \gamma_{i,\ell}(c_j^{\{f,f\}}) f_\ell^{\{s,\mathfrak{c}\}} \right. \\ &\quad \left. + H \sum_{\ell=1}^i \psi_{i,\ell}(c_j^{\{f,f\}}) f_\ell^{\{s,\mathfrak{p}\}} \right), \\ Y_i^{\{f,\mathfrak{c}\}} &= Y_i^{\{s,\mathfrak{c}\}} = Y_{i-1}^{\{f,\mathfrak{c}\}} + H \sum_{j=1}^{s\{f\}} b_j^{\{f,f\}} \left(\Delta c_i^{\{s\}} f_j^{\{f,i\}} + \sum_{\ell=1}^{i-1} \gamma_{i,\ell}(c_j^{\{f,f\}}) f_\ell^{\{s,\mathfrak{c}\}} \right. \\ &\quad \left. + H \sum_{\ell=1}^i \psi_{i,\ell}(c_j^{\{f,f\}}) f_\ell^{\{s,\mathfrak{p}\}} \right), \end{aligned}$$

with $f_j^{\{f,i\}} := f^{\{f\}}(T_{i-1} + \Delta c_i^{\{s\}} c_j^{\{f,f\}}, Y_j^{\{f,i\}})$ and $f_j^{\{\sigma,\nu\}} := f^{\{\sigma\}}(T_j, Y_j^{\{\sigma,\nu\}})$ for $\sigma \in \{f, s\}$ and $\nu \in \{\mathfrak{p}, \mathfrak{c}\}$. Now, we simplify $Y_i^{\{f,\mathfrak{c}\}}$ and unravel the recurrence relation to obtain:

$$\begin{aligned} Y_i^{\{f,\mathfrak{c}\}} &= Y_{i-1}^{\{f,\mathfrak{c}\}} + \Delta c_i^{\{s\}} H \sum_{j=1}^{s\{f\}} b_j^{\{f,f\}} f_j^{\{f,i\}} + H \sum_{j=1}^{s\{f\}} b_j^{\{f,f\}} \sum_{\ell=1}^{i-1} \left(\sum_{k \geq 0} \gamma_{i,\ell}^k c_j^{\{f,f\} \times k} \right) f_\ell^{\{s,\mathfrak{c}\}} \\ &\quad + H \sum_{j=1}^{s\{f\}} b_j^{\{f,f\}} \sum_{\ell=1}^i \left(\sum_{k \geq 0} \psi_{i,\ell}^k c_j^{\{f,f\} \times k} \right) f_\ell^{\{s,\mathfrak{p}\}} \\ &= Y_{i-1}^{\{f,\mathfrak{c}\}} + \Delta c_i^{\{s\}} H \sum_{j=1}^{s\{f\}} b_j^{\{f,f\}} f_j^{\{f,i\}} + H \sum_{\ell=1}^{i-1} \left(\sum_{k \geq 0} \frac{\gamma_{i,\ell}^k}{k+1} \right) f_\ell^{\{s,\mathfrak{c}\}} \\ &\quad + H \sum_{\ell=1}^i \left(\sum_{k \geq 0} \frac{\psi_{i,\ell}^k}{k+1} \right) f_\ell^{\{s,\mathfrak{p}\}} \\ &= Y_{i-1}^{\{f,\mathfrak{c}\}} + \Delta c_i^{\{s\}} H \sum_{j=1}^{s\{f\}} b_j^{\{f,f\}} f_j^{\{f,i\}} + H \sum_{j=1}^{i-1} \bar{\gamma}_{i,j} f_j^{\{s,\mathfrak{c}\}} + H \sum_{j=1}^i \bar{\psi}_{i,j} f_j^{\{s,\mathfrak{p}\}} \\ &= y_n + H \sum_{j=1}^i \Delta c_j^{\{s\}} \sum_{\ell=1}^{s\{f\}} b_\ell^{\{f,f\}} f_\ell^{\{f,j\}} + H \sum_{j=1}^{i-1} a_{i,j}^{\{s\}} f_j^{\{s,\mathfrak{c}\}} + H a_{i,i}^{\{s\}} f_i^{\{s,\mathfrak{p}\}}. \end{aligned}$$

The stages of the discretized ODE simplify to

$$\begin{aligned}
Y_k^{\{f,i\}} &= y_n + H \sum_{j=1}^{i-1} \Delta c_j^{\{s\}} \sum_{\ell=1}^{s^{\{f\}}} b_\ell^{\{f\}} f_\ell^{\{f,j\}} + \Delta c_i^{\{s\}} H \sum_{j=1}^{s^{\{f\}}} a_{k,j}^{\{f,f\}} f_j^{\{f,i\}} \\
&+ H \sum_{j=1}^{i-2} a_{i,j}^{\{s\}} f_j^{\{s,c\}} + H \sum_{j=1}^{i-1} \left(\sum_{\ell=1}^{s^{\{f\}}} a_{k,\ell}^{\{f,f\}} \gamma_{i,j}(c_j^{\{f\}}) \right) f_j^{\{s,c\}} \\
&+ H a_{i-1,i-1}^{\{s\}} f_{i-1}^{\{s,p\}} + H \sum_{j=1}^i \left(\sum_{\ell=1}^{s^{\{f\}}} a_{k,\ell}^{\{f,f\}} \psi_{i,j}(c_j^{\{f\}}) \right) f_j^{\{s,p\}}.
\end{aligned}$$

The coefficients appearing in the stages can be organized into the following GARK tableau:

$$(3.5) \quad \begin{array}{c|ccc|ccc}
c^{\{s\}} & \mathcal{D}^{\{s\}} & 0 & \mathcal{T}^{\{s\}} & \mathcal{D}^{\{s\}} & \mathcal{T}^{\{s\}} & c^{\{s\}} \\
c^{\{f,f,i\}} & 0 & A^{\{f,f,i,i\}} & 0 & A^{\{f,s,i,p\}} & A^{\{f,s,i,c\}} & c^{\{f,s,i\}} \\
c^{\{s\}} & 0 & A^{\{f,f,c,i\}} & 0 & \mathcal{D}^{\{s\}} & \mathcal{T}^{\{s\}} & c^{\{s\}} \\
\hline
c^{\{s\}} & \mathcal{D}^{\{s\}} & 0 & \mathcal{T}^{\{s\}} & \mathcal{D}^{\{s\}} & \mathcal{T}^{\{s\}} & c^{\{s\}} \\
c^{\{s\}} & 0 & A^{\{s,f,c,i\}} & 0 & \mathcal{D}^{\{s\}} & \mathcal{T}^{\{s\}} & c^{\{s\}} \\
\hline
& 0 & \Delta c^{\{s\}} \otimes b^{\{f\}} & 0 & e_{s^{\{s\}}}^T \mathcal{D}^{\{s\}} & e_{s^{\{s\}}}^T \mathcal{T}^{\{s\}} &
\end{array}.$$

The unspecified entries are

$$\begin{aligned}
A^{\{f,f,i,i\}} &= L \Delta c^{\{s\}} \otimes \mathbb{1}^{\{f\}} b^{\{f\}T} + \text{diag}(\Delta c^{\{s\}}) \otimes A^{\{f,f\}}, \\
A^{\{f,s,i,p\}} &= \sum_{k \geq 0} \Psi^k \otimes A^{\{f,f\}} c^{\{f\} \times k} + L \mathcal{D}^{\{s\}} \otimes \mathbb{1}^{\{f\}}, \\
A^{\{f,s,i,c\}} &= \sum_{k \geq 0} \Gamma^k \otimes A^{\{f,f\}} c^{\{f\} \times k} + L \mathcal{T}^{\{s\}} \otimes \mathbb{1}^{\{f\}}, \\
A^{\{f,f,c,i\}} &= A^{\{s,f,c,i\}} = \Delta c^{\{s\}} \otimes b^{\{f\}T}, \\
c^{\{f,f,i\}} &= L c^{\{s\}} \otimes \mathbb{1}^{\{f\}} + \Delta c^{\{s\}} \otimes c^{\{f\}}, \\
c^{\{f,s,i\}} &= L c^{\{s\}} \otimes \mathbb{1}^{\{f\}} + \sum_{k \geq 0} (\Psi^k + \Gamma^k) \mathbb{1}^{\{s\}} \otimes A^{\{f,f\}} c^{\{f\} \times k},
\end{aligned}$$

with

$$\Delta c^{\{s\}} = \begin{bmatrix} \Delta c_1^{\{s\}} & & & \\ \Delta c_1^{\{s\}} & \Delta c_2^{\{s\}} & & \\ \vdots & \vdots & \ddots & \\ \Delta c_1^{\{s\}} & \Delta c_2^{\{s\}} & \dots & \Delta c_{s^{\{s\}}}^{\{s\}} \end{bmatrix},$$

and $L \in \mathbb{R}^{s^{\{s\}} \times s^{\{s\}}}$ is a lower shift matrix with entries $L_{i,j} = \delta_{i,j+1}$.

3.2.1. Internal Consistency.

THEOREM 3.4 (Internal consistency conditions). *An IPC-MRI-GARK method (3.1) fulfills the “internal consistency” conditions*

$$\mathbf{c}^{\{s,f\}} = \mathbf{c}^{\{s,s\}} \equiv c^{\{s\}} \quad \text{and} \quad \mathbf{c}^{\{f,f\}} = \mathbf{c}^{\{f,s\}}$$

for any fast method iff the following conditions hold:

$$(3.6) \quad (\Psi^0 + \Gamma^0) \mathbb{1}^{\{s\}} = \Delta c^{\{s\}} \quad \text{and} \quad (\Psi^k + \Gamma^k) \mathbb{1}^{\{s\}} = 0 \quad \forall k \geq 1.$$

Proof. All internal consistency equations are automatically satisfied except

$$c^{\{f,f,i\}} = c^{\{f,s,i\}} \quad \Leftrightarrow \\ Lc^{\{s\}} \otimes \mathbb{1}^{\{f\}} + \Delta c^{\{s\}} \otimes c^{\{f\}} = Lc^{\{s\}} \otimes \mathbb{1}^{\{f\}} + \sum_{k \geq 0} (\Psi^k + \Gamma^k) \mathbb{1}^{\{s\}} \otimes A^{\{f,f\}} c^{\{f\} \times k}.$$

It is easy to confirm (3.6) is sufficient to satisfy this condition, and thus, internal consistency. Since the equality must hold for all $A^{\{f,f\}}$, it must hold when all $A^{\{f,f\}} c^{\{f\} \times k}$ are linearly independent. Matching powers of the left- and right-hand sides proves the necessity of (3.6). \square

Like with SPC-MRI-GARK methods, internal consistency and a slow base method of order two guarantees an IPC-MRI-GARK method is order two [31].

3.2.2. Fourth order conditions. In this section, we derive order conditions of the IPC-MRI-GARK schemes for up to order four.

LEMMA 3.5 (Intermediate matrix products). *The coefficients of the GARK tableau (3.5) satisfy*

(3.7a)

$$\mathbf{A}^{\{s,s\}} \mathbf{c}^{\{s\} \times \ell} = \begin{bmatrix} \mathcal{A}^{\{s,s\}} \mathbf{c}^{\{s\} \times \ell} \\ \mathcal{A}^{\{s,s\}} \mathbf{c}^{\{s\} \times \ell} \end{bmatrix},$$

(3.7b)

$$\mathbf{A}^{\{s,f\}} \mathbf{c}^{\{f\} \times \ell} = \begin{bmatrix} \mathcal{A}^{\{s,s\}} \mathbf{c}^{\{s\} \times \ell} \\ \frac{1}{\ell+1} \mathbf{c}^{\{s\} \times (\ell+1)} \end{bmatrix},$$

(3.7c)

$$\mathbf{A}^{\{f,s\}} \mathbf{c}^{\{s\} \times \ell} = \begin{bmatrix} \mathcal{A}^{\{s,s\}} \mathbf{c}^{\{s\} \times \ell} \\ L \mathcal{A}^{\{s,s\}} \mathbf{c}^{\{s\} \times \ell} \otimes \mathbb{1}^{\{f\}} + \sum_{k \geq 0} (\Psi^k + \Gamma^k) \mathbf{c}^{\{s\} \times \ell} \otimes A^{\{f,f\}} \mathbf{c}^{\{f\} \times k} \\ \mathcal{A}^{\{s,s\}} \mathbf{c}^{\{s\} \times \ell} \end{bmatrix}.$$

THEOREM 3.6 (Fourth order coupling conditions). *An internally consistent IPC-MRI-GARK method (3.1) has order four iff the slow base scheme has order at least four, and the following coupling conditions hold:*

$$(3.8a) \quad \frac{1}{6} = \Delta c^{\{s\}T} \left(L \mathcal{A}^{\{s,s\}} + \sum_{k \geq 0} \zeta_k (\Psi^k + \Gamma^k) \right) c^{\{s\}}, \quad (\text{order } 3)$$

$$(3.8b) \quad \frac{1}{6} = e_{s\{s\}}^T \left(\mathcal{D}^{\{s\}} \mathcal{A}^{\{s,s\}} c^{\{s\}} + \frac{1}{2} \mathcal{T}^{\{s\}} c^{\{s\} \times 2} \right), \quad (\text{order } 3)$$

$$(3.8c) \quad \frac{1}{8} = \left(\Delta c^{\{s\}} \times L c^{\{s\}} \right)^T \left(L \mathcal{A}^{\{s,s\}} + \sum_{k \geq 0} \zeta_k (\Psi^k + \Gamma^k) \right) c^{\{s\}} \\ + \left(\Delta c^{\{s\} \times 2} \right)^T \left(\frac{1}{2} L \mathcal{A}^{\{s,s\}} + \sum_{k \geq 0} \psi_k (\Psi^k + \Gamma^k) \right) c^{\{s\}}, \quad (\text{order } 4)$$

$$(3.8d) \quad \frac{1}{8} = \left(e_{s\{s\}}^T \mathcal{D}^{\{s\}} \times c^{\{s\}T} \right) \mathcal{A}^{\{s,s\}} c^{\{s\}} + \frac{1}{2} \left(e_{s\{s\}}^T \mathcal{T}^{\{s\}} \times c^{\{s\}T} \right) c^{\{s\} \times 2} \quad (\text{order } 4)$$

$$(3.8e) \quad \frac{1}{12} = \Delta c^{\{s\}T} \left(L \mathcal{A}^{\{s,s\}} + \sum_{k \geq 0} \zeta_k (\Psi^k + \Gamma^k) \right) c^{\{s\} \times 2}, \quad (\text{order } 4)$$

$$(3.8f) \quad \frac{1}{12} = e_{s\{s\}}^T \left(\mathcal{D}^{\{s\}} \mathcal{A}^{\{s,s\}} c^{\{s\} \times 2} + \frac{1}{3} \mathcal{T}^{\{s\}} c^{\{s\} \times 3} \right), \quad (\text{order } 4)$$

$$(3.8g) \quad \frac{1}{24} = \Delta c^{\{s\}T} L \Delta C^{\{s\}} \left(L \mathcal{A}^{\{s,s\}} + \sum_{k \geq 0} \zeta_k (\Psi^k + \Gamma^k) \right) c^{\{s\}} + \left(\Delta c^{\{s\} \times 2} \right)^T \left(\frac{1}{2} L \mathcal{A}^{\{s,s\}} + \sum_{k \geq 0} \xi_k (\Psi^k + \Gamma^k) \right) c^{\{s\}}, \quad (\text{order } 4)$$

$$(3.8h) \quad \frac{1}{24} = \Delta c^{\{s\}T} \left(L \mathcal{D}^{\{s\}} + \sum_{k \geq 0} \zeta_k \Psi^k \right) \mathcal{A}^{\{s,s\}} c^{\{s\}} + \frac{1}{2} \Delta c^{\{s\}T} \left(L \mathcal{T}^{\{s\}} + \sum_{k \geq 0} \zeta_k \Gamma^k \right) c^{\{s\} \times 2}, \quad (\text{order } 4)$$

$$(3.8i) \quad \frac{1}{24} = \Delta c^{\{s\}T} \left(L \mathcal{A}^{\{s,s\}} + \sum_{k \geq 0} \zeta_k (\Psi^k + \Gamma^k) \right) \mathcal{A}^{\{s,s\}} c^{\{s\}}, \quad (\text{order } 4)$$

$$(3.8j) \quad \frac{1}{24} = e_{s\{s\}}^T \mathcal{A}^{\{s,s\}} \left(\mathcal{D}^{\{s\}} \mathcal{A}^{\{s,s\}} c^{\{s\}} + \frac{1}{2} \mathcal{T}^{\{s\}} c^{\{s\} \times 2} \right), \quad (\text{order } 4)$$

$$(3.8k) \quad \frac{1}{24} = e_{s\{s\}}^T \mathcal{D}^{\{s\}} \mathcal{A}^{\{s,s\}} \mathcal{A}^{\{s,s\}} c^{\{s\}} + e_{s\{s\}}^T \mathcal{T}^{\{s\}} \Delta C^{\{s\}} \left(L \mathcal{A}^{\{s,s\}} + \sum_{k \geq 0} \zeta_k (\Psi^k + \Gamma^k) \right) c^{\{s\}}. \quad (\text{order } 4)$$

Proof. An internally consistent GARK scheme is order four iff the base methods are order four and the 12 coupling conditions up to order four are satisfied [31]. We proceed with checking each coupling condition.

Condition 3a. By using (3.7c), the first third order condition gives (3.8a):

$$\begin{aligned} \frac{1}{6} &= \mathbf{b}^{\{f\}T} \mathbf{A}^{\{f,s\}} \mathbf{c}^{\{s\}} \\ &= \left(\Delta c^{\{s\}} \otimes b^{\{f\}} \right)^T \left(L \mathcal{A}^{\{s,s\}} c^{\{s\}} \otimes \mathbb{1}^{\{f\}} + \sum_{k \geq 0} (\Psi^k + \Gamma^k) c^{\{s\}} \otimes A^{\{f,f\}} c^{\{f\} \times k} \right) \\ &= \Delta c^{\{s\}T} \left(L \mathcal{A}^{\{s,s\}} + \sum_{k \geq 0} \zeta_k (\Psi^k + \Gamma^k) \right) c^{\{s\}}. \end{aligned}$$

Condition 3b. The other third order condition is expanded with (3.7b) to get (3.8b):

$$\frac{1}{6} = \mathbf{b}^{\{s\}T} \mathbf{A}^{\{s,f\}} \mathbf{c}^{\{f\}} = e_{s\{s\}}^T \left(\mathcal{D}^{\{s\}} \mathcal{A}^{\{s,s\}} \mathbf{c}^{\{s\}} + \frac{1}{2} \mathcal{T}^{\{s\}} \mathbf{c}^{\{s\} \times 2} \right).$$

Condition 4a. By using (3.7c), the first fourth order condition gives (3.8c):

$$\begin{aligned} \frac{1}{8} &= \left(\mathbf{b}^{\{f\}} \times \mathbf{c}^{\{f\}} \right)^T \mathbf{A}^{\{f,s\}} \mathbf{c}^{\{s\}} \\ &= \left(\left(\Delta \mathbf{c}^{\{s\}} \otimes b^{\{f\}} \right) \times \left(L \mathbf{c}^{\{s\}} \otimes \mathbb{1}^{\{f\}} + \Delta \mathbf{c}^{\{s\}} \otimes \mathbf{c}^{\{f\}} \right) \right)^T \\ &\quad \left(L \mathcal{A}^{\{s,s\}} \mathbf{c}^{\{s\}} \otimes \mathbb{1}^{\{f\}} + \sum_{k \geq 0} (\Psi^k + \Gamma^k) \mathbf{c}^{\{s\}} \otimes A^{\{f,f\}} \mathbf{c}^{\{f\} \times k} \right) \\ &= \left(\Delta \mathbf{c}^{\{s\}} \times L \mathbf{c}^{\{s\}} \right)^T \left(L \mathcal{A}^{\{s,s\}} + \sum_{k \geq 0} \zeta_k (\Psi^k + \Gamma^k) \right) \mathbf{c}^{\{s\}} \\ &\quad + \left(\Delta \mathbf{c}^{\{s\} \times 2} \right)^T \left(\frac{1}{2} L \mathcal{A}^{\{s,s\}} + \sum_{k \geq 0} \psi_k (\Psi^k + \Gamma^k) \right) \mathbf{c}^{\{s\}}. \end{aligned}$$

Condition 4b. We derive (3.8d) with (3.7b):

$$\begin{aligned} \frac{1}{8} &= \left(\mathbf{b}^{\{s\}} \times \mathbf{c}^{\{s\}} \right)^T \mathbf{A}^{\{s,f\}} \mathbf{c}^{\{f\}} \\ &= \left(e_{s\{s\}}^T \mathcal{D}^{\{s\}} \times \mathbf{c}^{\{s\}T} \right) \mathcal{A}^{\{s,s\}} \mathbf{c}^{\{s\}} + \frac{1}{2} \left(e_{s\{s\}}^T \mathcal{T}^{\{s\}} \times \mathbf{c}^{\{s\}T} \right) \mathbf{c}^{\{s\} \times 2}. \end{aligned}$$

Condition 4c. We derive (3.8e) with (3.7c):

$$\begin{aligned} \frac{1}{12} &= \mathbf{b}^{\{f\}T} \mathbf{A}^{\{f,s\}} \mathbf{c}^{\{s\} \times 2} \\ &= \left(\Delta \mathbf{c}^{\{s\}} \otimes b^{\{f\}} \right)^T \\ &\quad \left(L \mathcal{A}^{\{s,s\}} \mathbf{c}^{\{s\} \times 2} \otimes \mathbb{1}^{\{f\}} + \sum_{k \geq 0} (\Psi^k + \Gamma^k) \mathbf{c}^{\{s\} \times 2} \otimes A^{\{f,f\}} \mathbf{c}^{\{f\} \times k} \right) \\ &= \Delta \mathbf{c}^{\{s\}T} \left(L \mathcal{A}^{\{s,s\}} + \sum_{k \geq 0} \zeta_k (\Psi^k + \Gamma^k) \right) \mathbf{c}^{\{s\} \times 2}. \end{aligned}$$

Condition 4d. We derive (3.8f) with (3.7b):

$$\frac{1}{12} = \mathbf{b}^{\{s\}T} \mathbf{A}^{\{s,f\}} \mathbf{c}^{\{f\} \times 2} = e_{s\{s\}}^T \left(\mathcal{D}^{\{s\}} \mathcal{A}^{\{s,s\}} \mathbf{c}^{\{s\} \times 2} + \frac{1}{3} \mathcal{T}^{\{s\}} \mathbf{c}^{\{s\} \times 3} \right).$$

Condition 4e. We derive (3.8g) with (3.7c):

$$\begin{aligned}
\frac{1}{24} &= \mathbf{b}^{\{f\}T} \mathbf{A}^{\{f,f\}} \mathbf{A}^{\{f,s\}} \mathbf{c}^{\{s\}} \\
&= \left(\Delta c^{\{s\}} \otimes b^{\{f\}} \right)^T \left(L \Delta C^{\{s\}} \otimes \mathbb{1}^{\{f\}} b^{\{f\}T} + \text{diag} \left(\Delta c^{\{s\}} \right) \otimes A^{\{f,f\}} \right) \\
&\quad \left(L \mathcal{A}^{\{s,s\}} c^{\{s\}} \otimes \mathbb{1}^{\{f\}} + \sum_{k \geq 0} (\Psi^k + \Gamma^k) c^{\{s\}} \otimes A^{\{f,f\}} c^{\{f\} \times k} \right) \\
&= \Delta c^{\{s\}T} L \Delta C^{\{s\}} \left(L \mathcal{A}^{\{s,s\}} + \sum_{k \geq 0} \zeta_k (\Psi^k + \Gamma^k) \right) c^{\{s\}} \\
&\quad + \left(\Delta c^{\{s\} \times 2} \right)^T \left(\frac{1}{2} L \mathcal{A}^{\{s,s\}} + \sum_{k \geq 0} \xi_k (\Psi^k + \Gamma^k) \right) c^{\{s\}}.
\end{aligned}$$

Condition 4f. We derive (3.8h) with (3.7b):

$$\begin{aligned}
\frac{1}{24} &= \mathbf{b}^{\{f\}T} \mathbf{A}^{\{f,s\}} \mathbf{A}^{\{s,f\}} \mathbf{c}^{\{f\}} \\
&= \frac{1}{2} \left(\Delta c^{\{s\}} \otimes b^{\{f\}} \right)^T \left(L \mathcal{T}^{\{s\}} \otimes \mathbb{1}^{\{f\}} + \sum_{k \geq 0} \Gamma^k \otimes A^{\{f,f\}} c^{\{f\} \times k} \right) c^{\{s\} \times 2} \\
&\quad + \left(\Delta c^{\{s\}} \otimes b^{\{f\}} \right)^T \left(L \mathcal{D}^{\{s\}} \otimes \mathbb{1}^{\{f\}} + \sum_{k \geq 0} \Psi^k \otimes A^{\{f,f\}} c^{\{f\} \times k} \right) \mathcal{A}^{\{s,s\}} c^{\{s\}} \\
&= \Delta c^{\{s\}T} \left(L \mathcal{D}^{\{s\}} + \sum_{k \geq 0} \zeta_k \Psi^k \right) \mathcal{A}^{\{s,s\}} c^{\{s\}} \\
&\quad + \frac{1}{2} \Delta c^{\{s\}T} \left(L \mathcal{T}^{\{s\}} + \sum_{k \geq 0} \zeta_k \Gamma^k \right) c^{\{s\} \times 2}.
\end{aligned}$$

Condition 4g. We derive (3.8i) with (3.7a):

$$\begin{aligned}
\frac{1}{24} &= \mathbf{b}^{\{f\}T} \mathbf{A}^{\{f,s\}} \mathbf{A}^{\{s,s\}} \mathbf{c}^{\{s\}} \\
&= \left(\Delta c^{\{s\}} \otimes b^{\{f\}} \right)^T \\
&\quad \left(L \mathcal{A}^{\{s,s\}} \mathcal{A}^{\{s,s\}} c^{\{s\}} \otimes \mathbb{1}^{\{f\}} + \sum_{k \geq 0} (\Psi^k + \Gamma^k) \mathcal{A}^{\{s,s\}} c^{\{s\}} \otimes A^{\{f,f\}} c^{\{f\} \times k} \right) \\
&= \Delta c^{\{s\}T} \left(L \mathcal{A}^{\{s,s\}} + \sum_{k \geq 0} \zeta_k (\Psi^k + \Gamma^k) \right) \mathcal{A}^{\{s,s\}} c^{\{s\}}.
\end{aligned}$$

Condition 4h. We derive (3.8j) with (3.7b):

$$\frac{1}{24} = \mathbf{b}^{\{s\}T} \mathbf{A}^{\{s,s\}} \mathbf{A}^{\{s,f\}} \mathbf{c}^{\{f\}} = e_{s\{s\}}^T \mathcal{A}^{\{s,s\}} \left(\mathcal{D}^{\{s\}} \mathcal{A}^{\{s,s\}} c^{\{s\}} + \frac{1}{2} \mathcal{T}^{\{s\}} c^{\{s\} \times 2} \right).$$

Condition 4i. We derive (3.8k) with (3.7c):

$$\begin{aligned}
\frac{1}{24} &= \mathbf{b}^{\{s\}T} \mathbf{A}^{\{s,f\}} \mathbf{A}^{\{f,s\}} \mathbf{c}^{\{s\}} \\
&= e_{s\{s\}}^T \mathcal{D}^{\{s\}} \mathcal{A}^{\{s,s\}} \mathcal{A}^{\{s,s\}} \mathbf{c}^{\{s\}} + e_{s\{s\}}^T \mathcal{T}^{\{s\}} \left(\Delta C^{\{s\}} \otimes b^{\{f\}T} \right) \\
&\quad \left(L \mathcal{A}^{\{s,s\}} \mathbf{c}^{\{s\}} \otimes \mathbb{1}^{\{f\}} + \sum_{k \geq 0} (\Psi^k + \Gamma^k) \mathbf{c}^{\{s\}} \otimes A^{\{f,f\}} \mathbf{c}^{\{f\} \times k} \right) \\
&= e_{s\{s\}}^T \mathcal{D}^{\{s\}} \mathcal{A}^{\{s,s\}} \mathcal{A}^{\{s,s\}} \mathbf{c}^{\{s\}} \\
&\quad + e_{s\{s\}}^T \mathcal{T}^{\{s\}} \Delta C^{\{s\}} \left(L \mathcal{A}^{\{s,s\}} + \sum_{k \geq 0} \zeta_k (\Psi^k + \Gamma^k) \right) \mathbf{c}^{\{s\}}.
\end{aligned}$$

Condition 4j. This condition is equivalent to condition 4d since the fast base method has an arbitrarily large stage order, and thus, $\mathbf{A}^{\{f,f\}} \mathbf{c}^{\{f\}} = \frac{1}{2} \mathbf{c}^{\{f\} \times 2}$:

$$\frac{1}{24} = \mathbf{b}^{\{s\}T} \mathbf{A}^{\{s,f\}} \mathbf{A}^{\{f,f\}} \mathbf{c}^{\{f\}} \quad \Leftrightarrow \quad \frac{1}{12} = \mathbf{b}^{\{s\}T} \mathbf{A}^{\{s,f\}} \mathbf{c}^{\{f\} \times 2}. \quad \square$$

3.3. Linear stability analysis.

3.3.1. Scalar stability analysis. We revisit the scalar linear test problem (2.12) now for IPC-MRI-GARK methods. The predictor stages in vector form are given by

$$\begin{aligned}
(3.9) \quad Y^* &= y_n \mathbb{1}^{\{s\}} + z \mathcal{T}^{\{s\}} Y + z \mathcal{D}^{\{s\}} Y^* \\
&= \left(I_{s\{s\} \times s\{s\}} - z \mathcal{D}^{\{s\}} \right)^{-1} \left(y_n \mathbb{1}^{\{s\}} + z \mathcal{T}^{\{s\}} Y \right).
\end{aligned}$$

The internal ODEs become

$$v' = \lambda^{\{f\}} \text{diag}(\Delta c^{\{s\}}) v + \lambda^{\{s\}} \Psi \left(\frac{\theta}{H} \right) Y^* + \lambda^{\{s\}} \Gamma \left(\frac{\theta}{H} \right) Y.$$

Integrating and substituting in the predicted stages (3.9) gives

$$\begin{aligned}
Y &= v(H) \\
&= \text{diag}(\varphi_0(\Delta c^{\{s\}} z^{\{f\}})) LY + \varphi_0(\Delta c_1^{\{s\}} z^{\{f\}}) y_n e_1 + z^{\{s\}} \mu(z^{\{f\}}) Y \\
&\quad + z^{\{s\}} \nu(z^{\{f\}}) Y^* \\
&= \text{diag}(\varphi_0(\Delta c^{\{s\}} z^{\{f\}})) LY + \varphi_0(\Delta c_1^{\{s\}} z^{\{f\}}) y_n e_1 + z^{\{s\}} \mu(z^{\{f\}}) Y \\
&\quad + z^{\{s\}} \nu(z^{\{f\}}) \left(I_{s\{s\} \times s\{s\}} - z \mathcal{D}^{\{s\}} \right)^{-1} \left(y_n \mathbb{1}^{\{s\}} + z \mathcal{T}^{\{s\}} Y \right) \\
&= \mathfrak{M}(z^{\{f\}}, z^{\{s\}})^{-1} \\
&\quad \left(\varphi_0(\Delta c_1^{\{s\}} z^{\{f\}}) e_1 + z^{\{s\}} \nu(z^{\{f\}}) \left(I_{s\{s\} \times s\{s\}} - z \mathcal{D}^{\{s\}} \right)^{-1} \mathbb{1}^{\{s\}} \right) y_n,
\end{aligned}$$

Applying (2.12) to (3.1) gives the scalar stability function

$$\begin{aligned}
(3.10) \quad R(z^{\{f\}}, z^{\{s\}}) &:= e_{s\{s\}}^T \mathfrak{M}(z^{\{f\}}, z^{\{s\}})^{-1} \\
&\quad \left(\varphi_0(\Delta c_1^{\{s\}} z^{\{f\}}) e_1 + z^{\{s\}} \nu(z^{\{f\}}) \left(I_{s\{s\} \times s\{s\}} - z \mathcal{D}^{\{s\}} \right)^{-1} \mathbb{1}^{\{s\}} \right),
\end{aligned}$$

with

$$\begin{aligned}\mu(z^{\{f\}}) &:= \sum_{k \geq 0} \text{diag}(\varphi_{k+1}(\Delta c^{\{s\}} z^{\{f\}})) \Gamma^k, \\ \nu(z^{\{f\}}) &:= \sum_{k \geq 0} \text{diag}(\varphi_{k+1}(\Delta c^{\{s\}} z^{\{s\}})) \Psi^k, \\ \mathfrak{M}(z^{\{f\}}, z^{\{s\}}) &:= I_{s^{\{s\}} \times s^{\{s\}}} - \text{diag}(\varphi_0(\Delta c^{\{s\}} z^{\{f\}})) L - z^{\{s\}} \mu(z^{\{f\}}) \\ &\quad - z^{\{s\}} z \nu(z^{\{f\}}) \left(I_{s^{\{s\}} \times s^{\{s\}}} - z \mathcal{D}^{\{s\}} \right)^{-1} \mathcal{T}^{\{s\}}.\end{aligned}$$

It can easily be verified that (2.14a) still holds. As the slow part of the test problem becomes infinitely stiff, however, we would like the stability function to be bounded. One natural way to enforce this is by ensuring \mathfrak{M} , and thus \mathfrak{M}^{-1} , remains bounded in the limit. The last two terms in \mathfrak{M} are problematic since they are $\mathcal{O}(z^{\{s\}})$. If $A^{\{s, s\}}$ is invertible, the following condition ensures these terms cancel in the limit:

$$\mu(\Delta c^{\{s\}} z^{\{f\}}) = \nu(\Delta c^{\{s\}} z^{\{f\}}) \mathcal{D}^{\{s\} \times -1} \mathcal{T}^{\{s\}}.$$

Note that μ and ν are sums over linearly independent φ functions. By matching terms in this summation, we arrive at the stability simplifying assumption

$$(3.11) \quad \Gamma^k = \Psi^k \mathcal{D}^{\{s\} \times -1} \mathcal{T}^{\{s\}}, \quad \forall k \geq 0.$$

If Ψ and Γ are degree zero polynomials, then (3.3) automatically ensures (3.11) is satisfied.

3.3.2. Matrix stability analysis. Now we consider the component partitioned IPC-MRI-GARK method (3.4) applied to the matrix test problem (2.15). First, we define the following intermediate quantities:

$$\begin{aligned}\mathfrak{P}_1(Z) &:= \left(I_{2s^{\{s\}} \times 2s^{\{s\}}} - Z \otimes \mathcal{D}^{\{s\}} \right)^{-1} \left(I_{2 \times 2} \otimes \mathbb{1}^{\{s\}} \right), \\ \mathfrak{P}_2(Z) &:= \left(I_{2s^{\{s\}} \times 2s^{\{s\}}} - Z \otimes \mathcal{D}^{\{s\}} \right)^{-1} \left(Z \otimes \mathcal{T}^{\{s\}} \right), \\ \tilde{\mu}(z^{\{f\}}) &:= \sum_{k \geq 0} \text{diag} \left(\frac{\Delta c^{\{s\}} \times \varphi_{k+2}(z^{\{f\}} \Delta c^{\{s\}})}{k+1} \right) \Gamma^k, \\ \tilde{\nu}(z^{\{f\}}) &:= \sum_{k \geq 0} \text{diag} \left(\frac{\Delta c^{\{s\}} \times \varphi_{k+2}(z^{\{f\}} \Delta c^{\{s\}})}{k+1} \right) \Psi^k.\end{aligned}$$

The predictor stages become

$$\begin{bmatrix} Y^{\{f\}*} \\ Y^{\{s\}*} \end{bmatrix} = \mathfrak{P}_1(Z) \begin{bmatrix} y_n^{\{f\}} \\ y_n^{\{s\}} \end{bmatrix} + \mathfrak{P}_2(Z) \begin{bmatrix} Y^{\{f\}} \\ Y^{\{s\}} \end{bmatrix}.$$

The fast internal ODEs become

$$\begin{aligned}v^{\{f\}'} &= \lambda^{\{f\}} \text{diag}(\Delta c^{\{s\}}) v^{\{f\}} + \eta^{\{s\}} \text{diag}(\Delta c^{\{s\}}) L Y^{\{f\}} \\ &\quad + \eta^{\{s\}} \text{diag}(\Delta c^{\{s\}}) \tilde{\Gamma} \left(\frac{\theta}{H} \right) \left(w^{\{f\}} Y^{\{f\}} + z^{\{s\}} Y^{\{s\}} \right) \\ &\quad + \eta^{\{s\}} \text{diag}(\Delta c^{\{s\}}) \tilde{\Psi} \left(\frac{\theta}{H} \right) \left(w^{\{f\}} y^{\{f\}*} + z^{\{s\}} y^{\{s\}*} \right).\end{aligned}$$

The solution to the system of ODEs gives the corrector stages

$$\begin{aligned}
Y^{\{f\}} &= v^{\{f\}}(H) \\
&= \text{diag}(\varphi_0(z^{\{f\}} \Delta c^{\{s\}})) \left(LY^{\{f\}} + y_n^{\{f\}} e_1 \right) \\
&\quad + w^{\{s\}} \text{diag}(\Delta c^{\{s\}} \times \varphi_1(z^{\{f\}} \Delta c^{\{s\}})) \left(LY^{\{s\}} + y_n^{\{s\}} e_1 \right) \\
&\quad + w^{\{s\}} \tilde{\mu}(z^{\{f\}}) \left(w^{\{f\}} Y^{\{f\}} + z^{\{s\}} Y^{\{s\}} \right) \\
&\quad + w^{\{s\}} \tilde{\nu}(z^{\{f\}}) \left(w^{\{f\}} y^{\{f\}*} + z^{\{s\}} y^{\{s\}*} \right).
\end{aligned}$$

The combined fast and slow corrector stages are

$$\begin{aligned}
\begin{bmatrix} Y^{\{f\}} \\ Y^{\{s\}} \end{bmatrix} &= \begin{bmatrix} \text{diag}(\varphi_0(z^{\{f\}} \Delta c^{\{s\}})) L & w^{\{s\}} \text{diag}(\Delta c^{\{s\}} \times \varphi_1(z^{\{f\}} \Delta c^{\{s\}})) L \\ 0 & 0 \end{bmatrix} \begin{bmatrix} Y^{\{f\}} \\ Y^{\{s\}} \end{bmatrix} \\
&\quad + \begin{bmatrix} \varphi_0(z^{\{f\}} \Delta c_1^{\{s\}}) e_1 & w^{\{s\}} \Delta c_1^{\{s\}} \varphi_1(z^{\{f\}} \Delta c_1^{\{s\}}) e_1 \\ 0 & 0 \end{bmatrix} \begin{bmatrix} y_n^{\{f\}} \\ y_n^{\{s\}} \end{bmatrix} \\
&\quad + \begin{bmatrix} w^{\{s\}} w^{\{f\}} \tilde{\mu}(z^{\{f\}}) & w^{\{s\}} z^{\{s\}} \tilde{\mu}(z^{\{f\}}) \\ 0 & 0 \end{bmatrix} \begin{bmatrix} Y^{\{f\}} \\ Y^{\{s\}} \end{bmatrix} \\
&\quad + \begin{bmatrix} w^{\{s\}} w^{\{f\}} \tilde{\nu}(z^{\{f\}}) & w^{\{s\}} z^{\{s\}} \tilde{\nu}(z^{\{f\}}) \\ 0 & I_{s^{\{s\}} \times s^{\{s\}}} \end{bmatrix} \begin{bmatrix} y^{\{f\}*} \\ y^{\{s\}*} \end{bmatrix} \\
&= \mathfrak{N}_1(Z)^{-1} \mathfrak{N}_2(Z) \begin{bmatrix} y_n^{\{f\}} \\ y_n^{\{s\}} \end{bmatrix}.
\end{aligned}$$

The stability matrix is given by

$$(3.12) \quad \mathbf{M}(Z) := (I_{2 \times 2} \otimes e_{s^{\{s\}}}^T) \mathfrak{N}_1(Z)^{-1} \mathfrak{N}_2(Z),$$

with

$$\begin{aligned}
\mathfrak{N}_1(Z) &= - \begin{bmatrix} \text{diag}(\varphi_0(z^{\{f\}} \Delta c^{\{s\}})) L & w^{\{s\}} \text{diag}(\Delta c^{\{s\}} \times \varphi_1(z^{\{f\}} \Delta c^{\{s\}})) L \\ 0 & 0 \end{bmatrix} \\
&\quad - \begin{bmatrix} w^{\{s\}} w^{\{f\}} \tilde{\mu}(z^{\{f\}}) & w^{\{s\}} z^{\{s\}} \tilde{\mu}(z^{\{f\}}) \\ 0 & 0 \end{bmatrix} \\
&\quad - \begin{bmatrix} w^{\{s\}} w^{\{f\}} \tilde{\nu}(z^{\{f\}}) & w^{\{s\}} z^{\{s\}} \tilde{\nu}(z^{\{f\}}) \\ 0 & I_{s^{\{s\}} \times s^{\{s\}}} \end{bmatrix} \mathfrak{P}_2 + I_{2s^{\{s\}} \times 2s^{\{s\}}}, \\
\mathfrak{N}_2(Z) &= \begin{bmatrix} \varphi_0(z^{\{f\}} \Delta c_1^{\{s\}}) e_1 & w^{\{s\}} \Delta c_1^{\{s\}} \varphi_1(z^{\{f\}} \Delta c_1^{\{s\}}) e_1 \\ 0 & 0 \end{bmatrix} \\
&\quad + \begin{bmatrix} w^{\{s\}} w^{\{f\}} \tilde{\nu}(z^{\{f\}}) & w^{\{s\}} z^{\{s\}} \tilde{\nu}(z^{\{f\}}) \\ 0 & I_{s^{\{s\}} \times s^{\{s\}}} \end{bmatrix} \mathfrak{P}_1.
\end{aligned}$$

3.4. Construction of practical methods. We develop new implicit IPC-MRI-GARK methods up to order four which are presented in [Appendix A.2](#). SDIRK and ESDIRK methods with non-decreasing abscissa are used as the base methods. Upon deriving a parameterized family of Γ and Ψ coefficients to satisfy the coupling order conditions, we use free coefficients to satisfy the stability simplifying assumption [\(3.11\)](#). Any remaining parameters are used to optimize the size of the stability region. Plots of the scalar and matrix stability regions are provided in [Figures 6 and 7](#), respectively. Compared to SPC-MRI-GARK methods, we found it significantly more challenging to achieve large stability regions at high orders.

4. Numerical results. In this section, we present the numerical tests performed on the SPC-MRI-GARK and IPC-MRI-GARK methods.

4.1. Additive partitioning: the Gray–Scott model. The first test problem considered is the Gray–Scott reaction-diffusion PDE [24]:

$$(4.1) \quad \underbrace{\begin{bmatrix} u \\ v \end{bmatrix}}_{y'} = \underbrace{\begin{bmatrix} \nabla \cdot (\varepsilon_u \nabla u) \\ \nabla \cdot (\varepsilon_v \nabla v) \end{bmatrix}}_{f^{\{s\}}(y)} + \underbrace{\begin{bmatrix} -u v^2 + \mathfrak{f}(1-u) \\ u v^2 - (\mathfrak{f} + \mathfrak{k}) \end{bmatrix}}_{f^{\{f\}}(y)}.$$

It is solved over the 2D spatial domain $[0, 1] \times [0, 1]$, which is discretized with second order finite differences. The timespan is taken to be $[0, 30]$, and the model parameters are $\varepsilon_u = 0.0625$, $\varepsilon_v = 0.0312$, $\mathfrak{k} = 0.0520$, and $\mathfrak{f} = 0.0180$. The linear diffusion terms of (4.1) make up the slow partition while the nonlinear reaction terms make up the fast partition.

MATLAB is used to carry out the convergence experiments. ODEs that appear within the integrators are solved using `ode45` with the tolerances `abstol = reltol = 1e-10`. Convergence diagrams for the new methods presented in Appendix A are shown in Figure 2. The numerical orders of accuracy are consistent with theoretical orders.

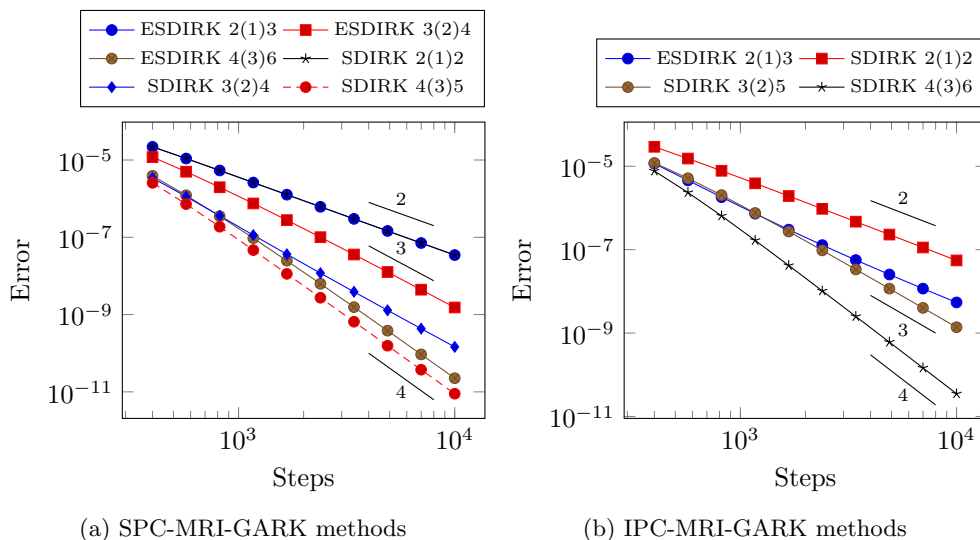


Fig. 2: Error vs. number of steps for the Gray–Scott problem (4.1). Reference lines are used to indicate orders.

4.2. Component partitioning: the KPR problem. For a component partitioned test problem of the form (2.6), we use the KPR system [8] as a multi-scale extension to the scalar Prothero-Robinson [5, 17, 26] problem. We define the system as:

$$(4.2a) \quad \begin{bmatrix} y^{\{f\}} \\ y^{\{s\}} \end{bmatrix}' = \Omega \cdot \begin{bmatrix} \frac{-3+y^{\{f\}} \times 2 - \cos(\omega t)}{2 y^{\{f\}}} \\ \frac{-2+y^{\{s\}} \times 2 - \cos(t)}{2 y^{\{s\}}} \end{bmatrix} - \begin{bmatrix} \frac{\omega \sin(\omega t)}{2 y^{\{f\}}} \\ \frac{\sin(t)}{2 y^{\{s\}}} \end{bmatrix}.$$

The parameters are chosen as $\lambda^{\{f\}} = -10$, $\lambda^{\{s\}} = -1$, $\xi = 0.1$, $\alpha = 1$, and $\omega = 20$. The exact solution of (4.2a) is given by:

$$(4.2b) \quad y^{\{f\}}(t) = \sqrt{3 + \cos(\omega t)}, \quad y^{\{s\}}(t) = \sqrt{2 + \cos(t)}.$$

The tests are performed from $t = 0$ to $t = 5\pi/2$ with the initial condition coming from evaluating (4.2b) at $t = 0$. From the exact solution we can also see that the differences in the fast and slow time scales are driven by ω and not $\lambda^{\{f\}}$ and $\lambda^{\{s\}}$.

The fast integration (3.4b) is carried out using Matlab `ode45` solver with small error tolerances: `abstol = reltol = 1e-10`. The convergence diagrams reported in Figure 3 indicate that the methods perform at their theoretical orders for this problem.

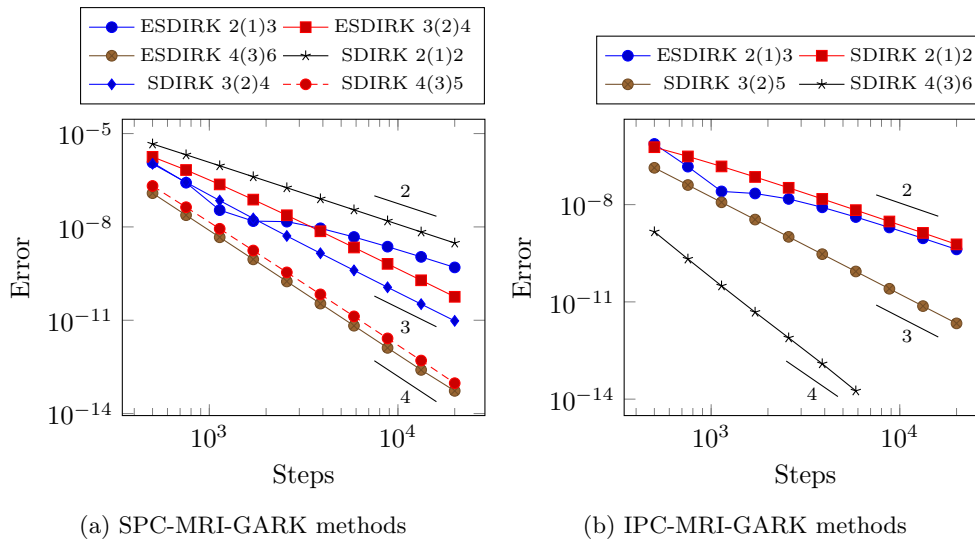


Fig. 3: Error vs. number of steps for the KPR problem (4.2). Reference lines are used to indicate orders.

5. Conclusions and future work. This work extends the class of multirate infinitesimal GARK schemes developed in [28] to include coupled methods. Such methods compute (some of) the stages by solving implicit systems that involve both the fast and the slow components, which gives their “coupled” character. The coupled approach allows us to construct multirate infinitesimal schemes with improved stability for stiff systems with multiple scales, at the additional cost of solving more complex, or larger, nonlinear systems.

Two approaches to formulating the coupling are studied herein. Both of them employ a predictor-corrector structure. The first approach, named step predictor-corrector MRI-GARK, starts with computing all predictor stages in a coupled fashion. The predicted stages are then used to formulate a modified fast ODE, and a single infinitesimal integration is carried out to correct the fast component of the system. The second approach, named internal stage predictor-corrector MRI-GARK, alternates prediction and correction stages. Specifically, each discrete predictor stage is

followed by a corrector stage, which integrates a modified fast ODE system and corrects the fast components of that stage. The interleaving pattern of the infinitesimal and normal stage computations leads to complex order conditions.

Elegant formulations of the order conditions for both families of methods are developed, and stability requirements for practical methods are analyzed. Methods of order up to four are constructed. Their coefficients are reported in the Appendix, along with their stability regions. Numerical tests verify the orders of convergence on additive and component partitioned cases.

The succession of discrete and infinitesimal integration stages in the IPC-MRI-GARK schemes requires non-decreasing abscissae for the slow base method. This requirement, in conjunction with stability, can become difficult to satisfy for high order methods. One solution to alleviate this restriction is to construct MRI-GARK methods that compute their own initial conditions for the infinitesimal stage integration. The authors plan to study these extensions in future works.

REFERENCES

- [1] R. ALEXANDER, *Diagonally implicit Runge–Kutta methods for stiff ODE’s*, SIAM Journal on Numerical Analysis, 14 (1977), pp. 1006–1021.
- [2] J. ANDRUS, *Numerical solution for ordinary differential equations separated into subsystems*, SIAM Journal on Numerical Analysis, 16 (1979), pp. 605–611.
- [3] J. ANDRUS, *Stability of a multirate method for numerical integration of ODEs*, Computers Math. Applic, 25 (1993), pp. 3–14.
- [4] R. E. BANK, W. M. COUGHRAN, W. FICHTNER, E. H. GROSSE, D. J. ROSE, AND R. K. SMITH, *Transient simulation of silicon devices and circuits*, IEEE Transactions on Computer-Aided Design of Integrated Circuits and Systems, 4 (1985), pp. 436–451, <https://doi.org/10.1109/TCAD.1985.1270142>.
- [5] A. BARTEL AND M. GÜNTHER, *A multirate W-method for electrical networks in state-space formulation*, Journal of Computational Applied Mathematics, 147 (2002), pp. 411–425, [https://doi.org/10.1016/S0377-0427\(02\)00476-4](https://doi.org/10.1016/S0377-0427(02)00476-4).
- [6] E. CONSTANTINESCU AND A. SANDU, *Multirate timestepping methods for hyperbolic conservation laws*, Journal on Scientific Computing, 33 (2007), pp. 239–278, <https://doi.org/10.1007/s10915-007-9151-y>, <http://dx.doi.org/10.1007/s10915-007-9151-y>.
- [7] E. CONSTANTINESCU AND A. SANDU, *On extrapolated multirate methods*, in Progress in Industrial Mathematics at ECMI 2008, H.-G. Bock, F. Hoog, A. Friedman, A. Gupta, H. Neunzert, W. R. Pulleyblank, T. Rusten, F. Santosa, A.-K. Tornberg, V. Capasso, R. Mattheij, H. Neunzert, O. Scherzer, A. D. Fitt, J. Norbury, H. Ockendon, and E. Wilson, eds., vol. 15 of Mathematics in Industry, Springer Berlin Heidelberg, 2010, pp. 341–347, https://doi.org/10.1007/978-3-642-12110-4_52, http://dx.doi.org/10.1007/978-3-642-12110-4_52.
- [8] E. CONSTANTINESCU AND A. SANDU, *Extrapolated multirate methods for differential equations with multiple time scales*, Journal of Scientific Computing, 56 (2013), pp. 28–44, <https://doi.org/10.1007/s10915-012-9662-z>, <http://dx.doi.org/10.1007/s10915-012-9662-z>.
- [9] B. ENGQUIST AND R. TSAI, *Heterogeneous multiscale methods for stiff ordinary differential equations*, Mathematics of Computation, 74 (2005), pp. 1707–1742.
- [10] C. ENGSTLER AND C. LUBICH, *Multirate extrapolation methods for differential equations with different time scales*, Computing, 58 (1997), pp. 173–185, <https://doi.org/10.1007/BF02684438>, <https://doi.org/10.1007/BF02684438>.
- [11] C. GEAR AND D. WELLS, *Multirate linear multistep methods*, BIT, 24 (1984), pp. 484–502.
- [12] M. GÜNTHER AND M. HOSCHEK, *ROW methods adapted to electric circuit simulation packages*, in ICCAM ’96: Proceedings of the seventh international congress on Computational and applied mathematics, Elsevier Science Publishers B. V., 1997, pp. 159–170, [https://doi.org/http://dx.doi.org/10.1016/S0377-0427\(97\)00043-5](https://doi.org/http://dx.doi.org/10.1016/S0377-0427(97)00043-5).
- [13] M. GÜNTHER, A. KVERNØ, AND P. RENTROP, *Multirate partitioned Runge-Kutta methods*, BIT Numerical Mathematics, 41 (2001), pp. 504–514, <https://doi.org/10.1023/A:1021967112503>, <https://doi.org/10.1023/A:1021967112503>.
- [14] M. GÜNTHER AND P. RENTROP, *Partitioning and multirate strategies in latent electric circuits*, Birkhäuser Basel, Basel, 1994, pp. 33–60, https://doi.org/10.1007/978-3-0348-8528-7_3, https://doi.org/10.1007/978-3-0348-8528-7_3.

- [15] M. GÜNTHER AND A. SANDU, *Multirate generalized additive Runge-Kutta methods*, *Numerische Mathematik*, 133 (2016), pp. 497–524, <https://doi.org/10.1007/s00211-015-0756-z>, <http://dx.doi.org/10.1007/s00211-015-0756-z>.
- [16] E. HAIRER, S. NORSETT, AND G. WANNER, *Solving ordinary differential equations I: Nonstiff problems*, no. 8 in Springer Series in Computational Mathematics, Springer-Verlag Berlin Heidelberg, 1993.
- [17] E. HAIRER AND G. WANNER, *Solving ordinary differential equations II: Stiff and differential-algebraic problems*, no. 14 in Springer Series in Computational Mathematics, Springer-Verlag Berlin Heidelberg, 2 ed., 1996.
- [18] T. KATO AND T. KATAOKA, *Circuit analysis by a new multirate method*, *Electrical Engineering in Japan*, 126 (1999), pp. 55–62.
- [19] C. A. KENNEDY AND M. H. CARPENTER, *Diagonally implicit Runge–Kutta methods for ordinary differential equations. A review*, Tech. Report NASA/TM-2016-219173, NASA, 2016.
- [20] O. KNOTH AND J. WENSCH, *Generalized split-explicit Runge–Kutta methods for the compressible euler equations*, *Monthly Weather Review*, 142 (2014).
- [21] O. KNOTH AND R. WOLKE, *Implicit-explicit Runge-Kutta methods for computing atmospheric reactive flows*, *Applied Numerical Mathematics*, 28 (1998).
- [22] A. KVÆRNØ, *Stability of multirate Runge-Kutta schemes*, *International Journal of Differential Equations and Applications*, 1 (2000), pp. 97–105.
- [23] A. KVÆRNØ AND P. RENTROP, *Low order multirate Runge-Kutta methods in electric circuit simulation*, 1999, citeseer.ist.psu.edu/629589.html.
- [24] K. J. LEE, W. McCORMICK, Q. OUYANG, AND H. L. SWINNEY, *Pattern formation by interacting chemical fronts*, *Science*, 261 (1993), pp. 192–194.
- [25] A. LOGG, *Multi-adaptive Galerkin methods for ODEs I*, *SIAM Journal on Scientific Computing*, 24 (2003), pp. 1879–1902.
- [26] A. PROTHERO AND A. ROBINSON, *On the stability and accuracy of one-step methods for solving stiff systems of ordinary differential equations*, *Mathematics of Computation*, 28 (1974), pp. 145–162.
- [27] J. RICE, *Split Runge-Kutta methods for simultaneous equations*, *Journal of Research of the National Institute of Standards and Technology*, 60 (1960).
- [28] A. SANDU, *A class of multirate infinitesimal GARK methods*, Tech. Report CSL-TR-18-5, Computational Science Laboratory, Virginia Tech, August 2018, <https://arxiv.org/abs/1808.02759>.
- [29] A. SANDU AND E. CONSTANTINESCU, *Multirate Adams methods for hyperbolic equations*, *Journal of Scientific Computing*, 38 (2009), pp. 229–249, <https://doi.org/doi:10.1007/s10915-008-9235-3>, <http://dx.doi.org/10.1007/s10915-008-9235-3>.
- [30] A. SANDU AND E. CONSTANTINESCU, *Multirate time discretizations for hyperbolic partial differential equations*, in *International Conference of Numerical Analysis and Applied Mathematics (ICNAAM 2009)*, vol. 1168-1 of American Institute of Physics (AIP) Conference Proceedings, 2009, pp. 1411–1414, <https://doi.org/10.1063/1.3241354>, <http://dx.doi.org/10.1063/1.3241354>.
- [31] A. SANDU AND M. GÜNTHER, *A generalized-structure approach to additive Runge-Kutta methods*, *SIAM Journal on Numerical Analysis*, 53 (2015), pp. 17–42, <https://doi.org/10.1137/130943224>, <http://dx.doi.org/10.1137/130943224>.
- [32] A. SARSHAR, S. ROBERTS, AND A. SANDU, *Design of high-order decoupled multirate GARK schemes*, *SIAM Journal on Scientific Computing*, in print, 41 (2019), pp. A816–A847, <https://doi.org/10.1137/18M1182875>, <https://doi.org/10.1137/18M1182875>.
- [33] V. SAVCENKO, *Comparison of the asymptotic stability properties for two multirate strategies*, Tech. Report MAS-R0705, CWI, Amsterdam, 2007.
- [34] V. SAVCENKO, W. HUNSDORFER, AND J. VERWER, *Multirate time-stepping methods for hyperbolic conservation laws*, *BIT Numer. Math.*, 47 (2007), pp. 137–155.
- [35] M. SCHLEGEL, O. KNOTH, M. ARNOLD, AND R. WOLKE, *Multirate Runge-Kutta schemes for advection equations*, *Journal of Computational and Applied Mathematics*, 226 (2009), pp. 345–357.
- [36] M. SCHLEGEL, O. KNOTH, M. ARNOLD, AND R. WOLKE, *Multirate implicit-explicit time integration schemes in atmospheric modelling*, in *AIP Conference Proceedings*, vol. 1281, International Conference of Numerical Analysis and Applied Mathematics, 2010, pp. 1831–1834.
- [37] M. SCHLEGEL, O. KNOTH, M. ARNOLD, AND R. WOLKE, *Implementation of splitting methods for air pollution modeling*, *Geoscientific Model Development Discussions*, 4 (2011), pp. 2937–2972.
- [38] J. M. SEXTON AND D. R. REYNOLDS, *Relaxed multirate infinitesimal step methods*, arXiv

preprint arXiv:1808.03718, (2018).

[39] J. WENSCH, O. KNOTH, AND A. GALANT, *Multirate infinitesimal step methods for atmospheric flow simulation*, BIT Numerical Mathematics, 49 (2009), pp. 449–473.

Appendix A. New MRI-GARK methods.

Here, we present the newly derived SPC-MRI-GARK and IPC-MRI-GARK methods. In some cases, the exact representation of the method coefficients is too long to fit on a page, so the first 16 digits are provided. Interested readers can find the exact coefficients in the supplementary materials. The stability regions we plot are defined in [28]:

$$\begin{aligned} \mathcal{S}_{\rho,\alpha}^{\text{1D}} &= \{z^{\{\text{s}\}} \in \mathbb{C} \mid |R(z^{\{\text{f}\}}, z^{\{\text{s}\}})| \leq 1, \forall z^{\{\text{f}\}} \in \mathbb{C}^- : |z^{\{\text{f}\}}| \leq \rho, |\arg(z^{\{\text{f}\}}) - \pi| \leq \alpha\}, \\ \mathcal{S}_{\rho,\alpha}^{\text{2D}} &= \{z^{\{\text{s}\}} \in \mathbb{C} \mid \max |\text{eig } \mathbf{M}(z^{\{\text{f}\}}, z^{\{\text{f}\}})| \leq 1, \\ &\quad \forall z^{\{\text{f}\}} \in \mathbb{C}^- : |z^{\{\text{f}\}}| \leq \rho, |\arg(z^{\{\text{f}\}}) - \pi| \leq \alpha\}. \end{aligned}$$

A.1. SPC-MRI-GARK methods. We use the following tableau representation for SPC-MRI-GARK methods:

$$\begin{array}{c|ccc} c_1^{\{\text{s}\}} & a_{1,1}^{\{\text{s},\text{s}\}} & \dots & a_{1,s^{\{\text{s}\}}}^{\{\text{s},\text{s}\}} \\ \vdots & \vdots & \ddots & \vdots \\ c_{s^{\{\text{s}\}}}^{\{\text{s}\}} & a_{s^{\{\text{s}\}},1}^{\{\text{s},\text{s}\}} & \dots & a_{s^{\{\text{s}\}},s^{\{\text{s}\}}}^{\{\text{s},\text{s}\}} \\ \hline & \gamma_1(t) & \dots & \gamma_{s^{\{\text{s}\}}}(t) \\ \hline & \widehat{\gamma}_1(t) & \dots & \widehat{\gamma}_{s^{\{\text{s}\}}}(t) \end{array}.$$

A.1.1. SDIRK 2(1)2. This method is based on the two stage, second order method in [1].

$$\begin{array}{c|cc} 1 - \frac{1}{\sqrt{2}} & 1 - \frac{1}{\sqrt{2}} & 0 \\ 1 & \frac{1}{\sqrt{2}} & 1 - \frac{1}{\sqrt{2}} \\ \hline & (12 - 9\sqrt{2})t + 5\sqrt{2} - 6 & (9\sqrt{2} - 12)t - 5\sqrt{2} + 7 \\ \hline & \left(\frac{78}{5} - 12\sqrt{2}\right)t + 6\sqrt{2} - \frac{36}{5} & \left(12\sqrt{2} - \frac{78}{5}\right)t - 6\sqrt{2} + \frac{41}{5} \end{array}$$

A.1.2. ESDIRK 2(1)3. This method is based on TR-BDF2 in [4].

$$\begin{array}{c|ccc} 0 & 0 & 0 & 0 \\ 2 - \sqrt{2} & 1 - \frac{1}{\sqrt{2}} & 1 - \frac{1}{\sqrt{2}} & 0 \\ 1 & \frac{1}{2\sqrt{2}} & \frac{1}{2\sqrt{2}} & 1 - \frac{1}{\sqrt{2}} \\ \hline & \left(6 - \frac{9}{\sqrt{2}}\right)t + \frac{5}{\sqrt{2}} - 3 & \left(6 - \frac{9}{\sqrt{2}}\right)t + \frac{5}{\sqrt{2}} - 3 & (9\sqrt{2} - 12)t - 5\sqrt{2} + 7 \\ \hline & \left(\frac{39}{5} - 6\sqrt{2}\right)t + 3\sqrt{2} - \frac{18}{5} & \left(\frac{39}{5} - 6\sqrt{2}\right)t + 3\sqrt{2} - \frac{18}{5} & \left(12\sqrt{2} - \frac{78}{5}\right)t - 6\sqrt{2} + \frac{41}{5} \end{array}$$

A.1.3. SDIRK 3(2)4. This method is based on SDIRK3M in [19].

$\frac{9}{40}$	$\frac{9}{40}$	0	0	0
$\frac{7}{13}$	$\frac{163}{520}$	$\frac{9}{40}$	0	0
$\frac{11}{15}$	$-\frac{6481433}{8838675}$	$\frac{87795409}{70709400}$	$\frac{9}{40}$	0
1	$\frac{4032}{9943}$	$\frac{6929}{15485}$	$-\frac{723}{9272}$	$\frac{9}{40}$
	$-\frac{21765t}{9943}$	$\frac{18740344238109t}{12407262101200}$	$-\frac{2318739807t}{928641703280}$	$\frac{341049771t}{500777450}$
	$+\frac{3}{2}$	$-\frac{46850957023}{152236344800}$	$-\frac{2336165553}{30447268960}$	$-\frac{231399837}{2003109800}$
	$-\frac{458t}{153}$	$\frac{1143703567597t}{484654507050}$	$\frac{12128361703356241349t}{41321158297274157120}$	$\frac{6985915649614123877t}{20539757048352651200}$
	$+\frac{17}{9}$	$-\frac{5}{7}$	$-\frac{3214490524810792571}{14788625074813908864}$	$+\frac{70261070970241507}{1643180563868212096}$

A.1.4. ESDIRK 3(2)4. This method is based on the optimal four stage, third order ESDIRK method described in [19].

0	0	0	0	0
0.8717330430169180	0.4358665215084590	0.4358665215084590	0	0
0.6089666303771147	0.2648804871412033	-0.09178037827254760	0.4358665215084590	0
1.0000000000000000	0.1921013555637903	-0.6181218831132021	0.9901540060409528	0.4358665215084590
	$\frac{0.2335954530133717t}{+0.07530362905710443}$	$\frac{3.847836453450424t}{-2.542040109838414}$	$\frac{-4.416875540651942t}{+3.198591776366924}$	$\frac{0.3354436341881466t}{+0.2681447044143857}$
	$-\frac{0.5331294033713856t}{+0.3812962236875004}$	$\frac{0.1096316239241135t}{-1.0000000000000000}$	$\frac{-0.7855025327869668t}{+1.688048335476923}$	$\frac{1.209000312234239t}{-0.06934455916442332}$

A.1.5. SDIRK 4(3)5. This method is based on SDIRK4M in [19].

$\frac{1}{4}$	$\frac{1}{4}$	0	0	0	0
$\frac{9}{10}$	$\frac{13}{20}$	$\frac{1}{4}$	0	0	0
$\frac{2}{3}$	$\frac{580}{1287}$	$-\frac{175}{5148}$	$\frac{1}{4}$	0	0
$\frac{3}{5}$	$\frac{12698}{37375}$	$-\frac{201}{2990}$	$\frac{891}{11500}$	$\frac{1}{4}$	0
1	$\frac{944}{1365}$	$-\frac{400}{819}$	$\frac{99}{35}$	$-\frac{575}{252}$	$\frac{1}{4}$
	$\frac{487}{273} - \frac{142t}{65}$	$-\frac{125t}{182} - \frac{475}{3276}$	$\frac{297t}{140} + \frac{99}{56}$	$-\frac{575}{252}$	$\frac{3t}{4} - \frac{1}{8}$
	$\frac{357179t}{270270}$	$\frac{222331t}{72072}$	$\frac{1135934341t}{442769040}$	$-\frac{11524110095t}{1461137832}$	$\frac{636740663t}{695779920}$
	$+\frac{1}{27}$	$-\frac{17}{8}$	$+\frac{110483689}{63252720}$	$+\frac{28581755}{18975816}$	$-\frac{10434149}{63252720}$

A.1.6. ESDIRK 4(3)6. This method is based on ESDIRK4(3)6L[2]SA in [19] and has the property that the first and second column of coefficients are identical.

0	0	0	0	0	0
$\frac{1}{2}$	$a_{2,1}^{(s,s)}$	0.2500000000000000	0	0	0
$\frac{2-\sqrt{2}}{4}$	$a_{3,1}^{(s,s)}$	-0.05177669529663688	0.2500000000000000	0	0
$\frac{5}{8}$	$a_{4,1}^{(s,s)}$	-0.07655460838455727	0.5281092167691145	0.2500000000000000	0
$\frac{26}{25}$	$a_{5,1}^{(s,s)}$	-0.7274063478261298	1.584995061740679	0.6598176339115803	0.2500000000000000
1	$a_{6,1}^{(s,s)}$	-0.01558763503571650	0.3876576709132033	0.5017726195721632	-0.1082550204139335
	$\gamma_1(t)$	$-\frac{6.163979155637189t}{+3.066401942782878}$	$\frac{8.775315341826407t}{-4.0000000000000000}$	$\frac{2.197069503808978t}{-0.5967621323323260}$	$\frac{1.703312350342134t}{-0.9599111955850004}$
	$\hat{\gamma}_1(t)$	$-\frac{4.935764673620373t}{+2.3750000000000000}$	$\frac{7.151127236629060t}{-3.058823529411765}$	$\frac{1.151758875793870t}{-0.05607965938087753}$	$\frac{3.303286684519598t}{-1.734976675593132}$
					$-\frac{0.3477388847031400t}{+0.4238694423515700}$
					$-\frac{1.734643449701781t}{+1.099879864385774}$

A.1.7. Stability plots. Figures 4 and 5 show the scalar and matrix stability regions, respectively.

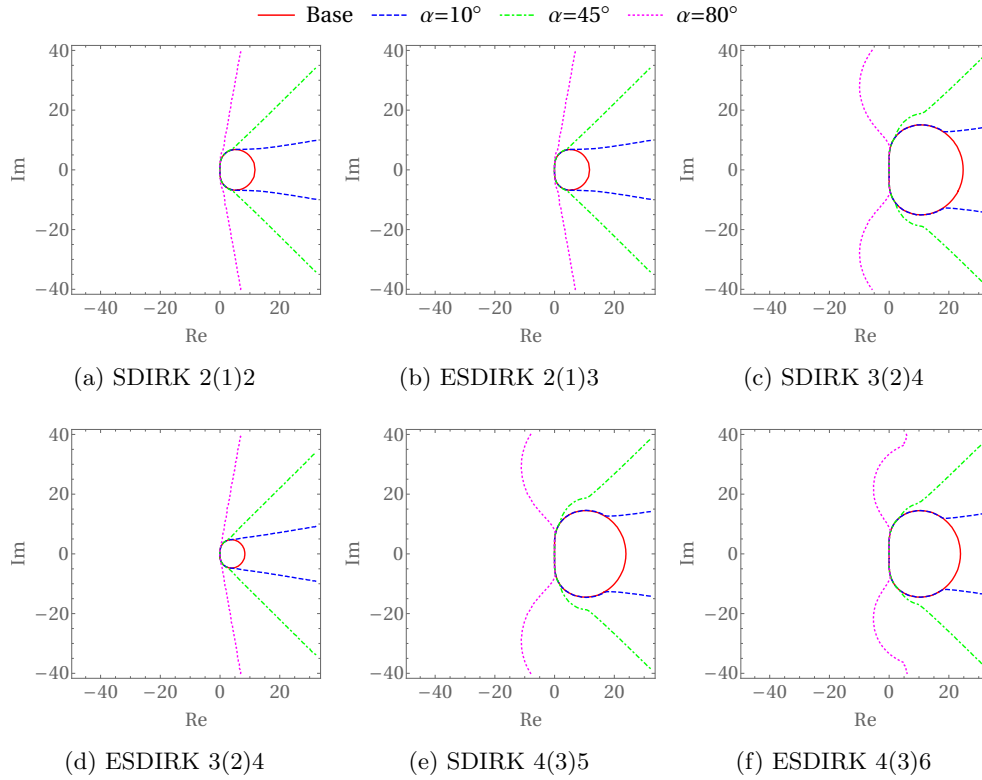
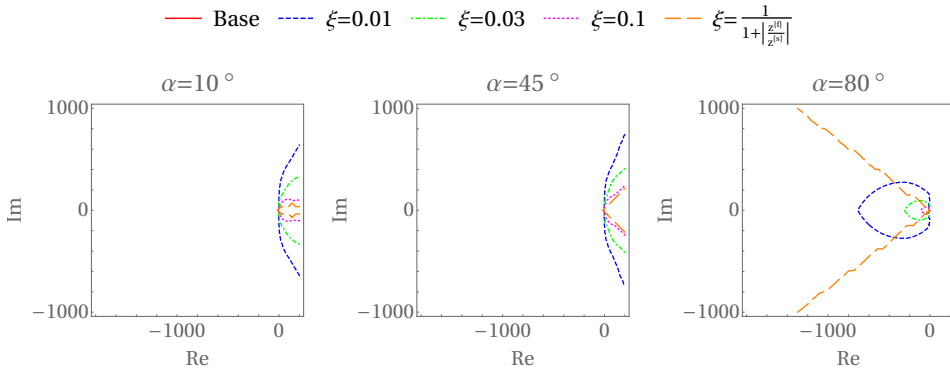
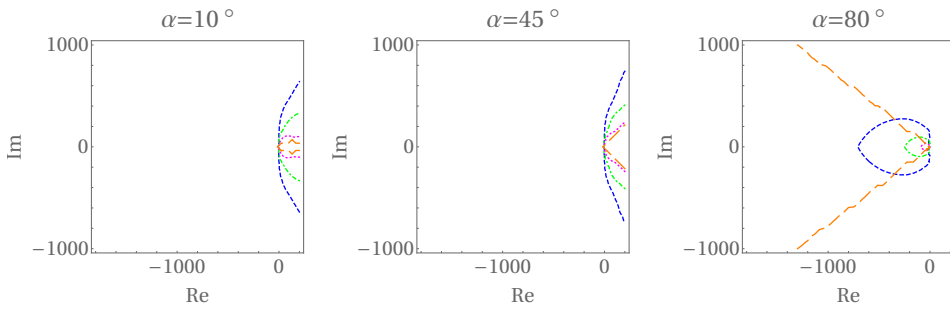


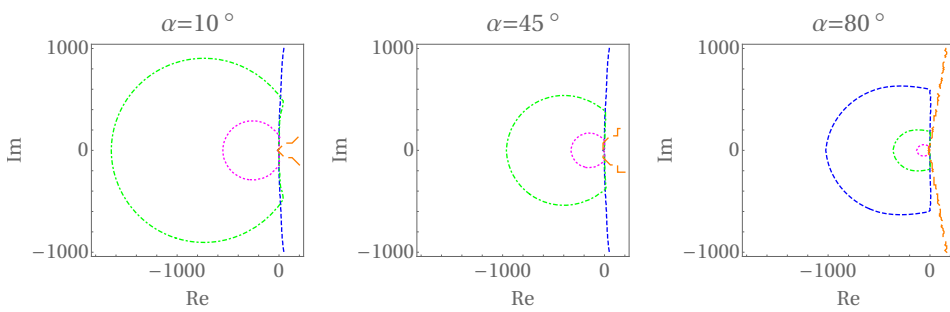
Fig. 4: Scalar stability regions $\mathcal{S}_{\infty, \alpha}^{\text{LD}}$ for SPC-MRI-GARK methods



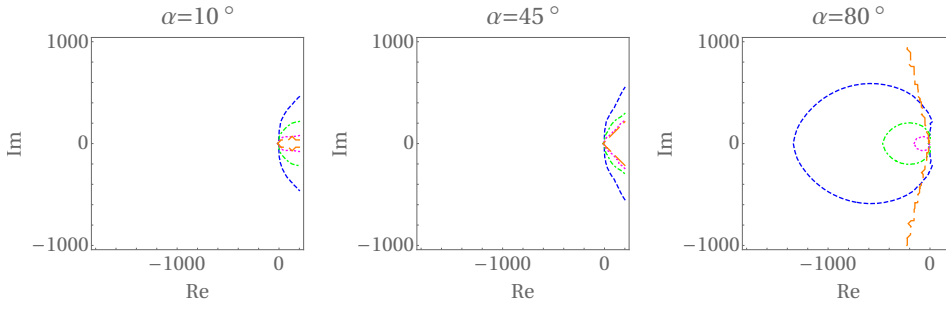
(a) SDIRK 2(1)2



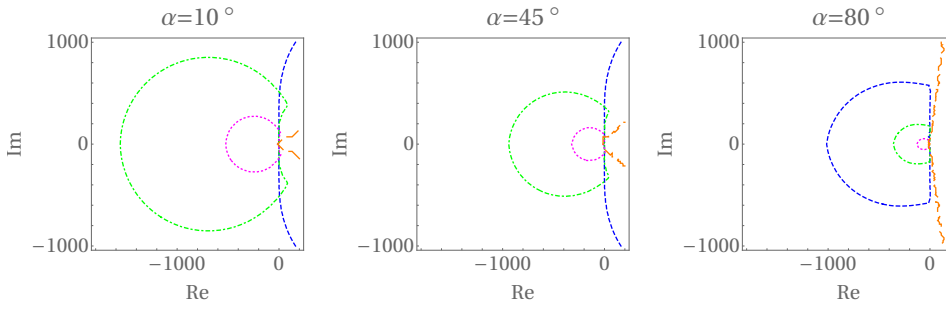
(b) ESDIRK 2(1)3



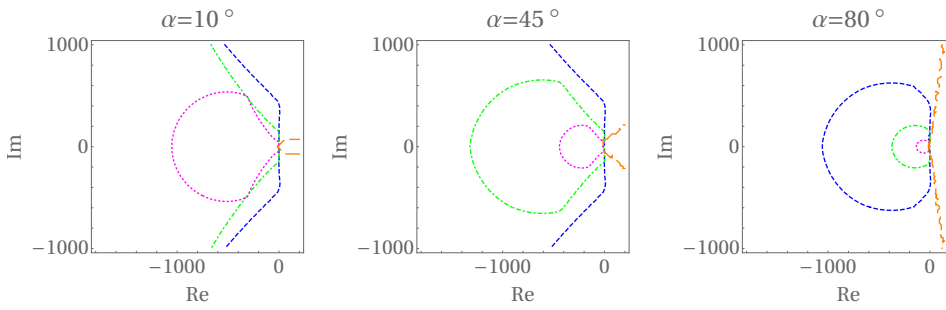
(c) SDIRK 3(2)4



(d) ESDIRK 3(2)4



(e) SDIRK 4(3)5



(f) ESDIRK 4(3)6

Fig. 5: Scalar stability regions $\mathcal{S}_{\infty, \alpha}^{2D}$ for SPC-MRI-GARK methods

A.2. IPC-MRI-GARK methods. We will using the following tableau representation for IPC-MRI-GARK methods:

$$\begin{array}{c|ccc|cccc}
 c_1^{\{s\}} & & & & \psi_{1,1}(t) & & & & \\
 c_2^{\{s\}} & \gamma(t)_{2,1} & & & \psi_{2,1}(t) & \psi_{2,2}(t) & & & \\
 \vdots & \vdots & \ddots & & \vdots & \vdots & \ddots & & \\
 c_{s^{\{s\}}}^{\{s\}} & \gamma(t)_{s^{\{s\}},1} & \cdots & \gamma(t)_{s^{\{s\}},s^{\{s\}}-1} & \psi_{s^{\{s\}},1}(t) & \psi_{s^{\{s\}},2}(t) & \cdots & \psi_{s^{\{s\}},s^{\{s\}}}(t) \\
 \hline
 & \widehat{\gamma}_1(t) & \cdots & \widehat{\gamma}_{s^{\{s\}}-1}(t) & 0 & \widehat{\psi}_1(t) & \widehat{\psi}_2(t) & \cdots & \widehat{\psi}_{s^{\{s\}}}(t)
 \end{array}$$

A.2.1. SDIRK 2(1)2. This method is based on the two stage, second order method in [1].

$$\begin{array}{c|cc|cc}
 1-\frac{1}{\sqrt{2}} & 0 & 0 & 1-\frac{1}{\sqrt{2}} & 0 \\
 1 & \frac{1}{\sqrt{2}} & 0 & \frac{1}{\sqrt{2}}-1 & 1-\frac{1}{\sqrt{2}} \\
 \hline
 & \frac{3}{5} & 0 & \frac{1}{\sqrt{2}}-1 & \frac{2}{5}
 \end{array}$$

A.2.2. ESDIRK 2(1)3. This method is based on TR-BDF2 in [4].

$$\begin{array}{c|ccc|ccc}
 0 & 0 & 0 & 0 & 0 & 0 \\
 2-\sqrt{2} & 1-\frac{1}{\sqrt{2}} & 0 & 0 & 0 & 1-\frac{1}{\sqrt{2}} & 0 \\
 1 & \frac{3}{2\sqrt{2}}-1 & \frac{1}{2\sqrt{2}} & 0 & 0 & \frac{1}{\sqrt{2}}-1 & 1-\frac{1}{\sqrt{2}} \\
 \hline
 & \frac{1}{\sqrt{2}}-\frac{7}{10} & \frac{3}{10} & 0 & 0 & \frac{1}{\sqrt{2}}-1 & \frac{2}{5}
 \end{array}$$

A.2.3. SDIRK 3(2)5.

$$\begin{array}{c|cccc|cccc}
 \frac{7}{40} & 0 & 0 & 0 & 0 & 0 & \frac{7}{40} & 0 & 0 & 0 & 0 \\
 \frac{1}{3} & \frac{19}{120} & 0 & 0 & 0 & 0 & -\frac{7}{40} & \frac{7}{40} & 0 & 0 & 0 \\
 \frac{1}{3} & \frac{1}{10} & -\frac{1}{10} & 0 & 0 & 0 & 0 & -\frac{7}{40} & \frac{7}{40} & 0 & 0 \\
 1 & \frac{17341}{182400} & -\frac{73}{70} & \frac{687111}{425600} & 0 & 0 & 0 & 0 & -\frac{7}{40} & \frac{7}{40} & 0 \\
 1 & -\frac{21487}{60800} & \frac{1618427}{1702400} & -\frac{1144471}{1702400} & \frac{3}{40} & 0 & 0 & 0 & 0 & -\frac{7}{40} & \frac{7}{40} \\
 \hline
 & \frac{2833}{60800} & -\frac{9}{35} & \frac{17257}{425600} & \frac{1}{6} & 0 & 0 & 0 & 0 & -\frac{7}{40} & \frac{107}{600}
 \end{array}$$

A.2.4. SDIRK 4(3)6.

$$\begin{array}{c|cccc|cccc}
 \frac{1}{5} & 0 & 0 & 0 & 0 & 0 & \frac{1}{5} & 0 & 0 & 0 & 0 & 0 \\
 \frac{1}{4} & -\frac{73}{70} & 0 & 0 & 0 & 0 & \frac{73}{14} & -\frac{146}{35} & 0 & 0 & 0 & 0 \\
 & +\frac{1}{7} & & & & & -\frac{393}{140} & +\frac{16}{7} & & & & \\
 \frac{1}{2} & -\frac{2592641}{42250} & \frac{32}{7} & 0 & 0 & 0 & \frac{454241}{8500} & -\frac{714082}{212625} & -\frac{16}{35} & 0 & 0 & 0 \\
 & +\frac{2253133}{425250} & -\frac{30}{7} & & & & -\frac{454241}{170100} & +\frac{314516}{212625} & +\frac{3}{7} & & & \\
 \frac{1}{2} & -\frac{79813}{75275} & \frac{417841}{237825} & -\frac{180296}{237825} & 0 & 0 & -\frac{23293}{1134} & \frac{20473}{945} & -\frac{2801}{9720} & -\frac{22537}{9720} & 0 & 0 \\
 & -\frac{5}{6} & -\frac{5}{6} & +\frac{4}{9} & & & +\frac{23293}{1890} & -\frac{20473}{1940} & -\frac{997}{3888} & +\frac{5285}{3888} & & \\
 \frac{3}{4} & -\frac{1709523149}{68615910} & \frac{8462196}{449225} & \frac{2352991367}{1035014400} & \frac{180121}{143616} & 0 & \frac{771355547}{310789710} & -\frac{1703745478}{70634025} & -\frac{335344993}{1130144400} & \frac{137392139}{3228940} & \frac{360242}{639485} & 0 \\
 & +\frac{6629912}{467775} & -\frac{81}{7} & -\frac{8}{9} & -\frac{2}{11} & & -\frac{771355547}{621579420} & +\frac{851872739}{70634025} & +\frac{3353446993}{2269288800} & -\frac{30061615}{12915936} & -\frac{32224}{639485} & \\
 1 & \frac{164696399009}{204132332250} & -\frac{78294288}{7636825} & \frac{49839881579}{17595244800} & -\frac{5075915}{2441472} & \frac{152}{165} & \frac{9215792648141}{449091130950} & -\frac{349735368626}{1458080875} & \frac{115392839939}{653223463200} & \frac{61269407807}{18663527520} & \frac{15316074}{10871245} & -\frac{76}{85} \\
 & +\frac{79670764337}{29132322250} & +\frac{22910475}{17395244800} & -\frac{28671224397}{17395244800} & +\frac{4299217}{2441472} & -\frac{2}{3} & -\frac{9215792648141}{898182261900} & +\frac{174867684313}{1458080875} & -\frac{9832286}{10871245} & -\frac{115392839939}{1366446926400} & -\frac{32224}{37327055040} & +\frac{17}{11} \\
 \frac{1}{5} & \frac{694507614551}{96062274000} & -\frac{9882343}{1078140} & \frac{13007509307}{4968069120} & -\frac{1639519}{940032} & \frac{49}{99} & -\frac{139880772}{680400} & -\frac{103606011}{425250} & \frac{2}{15} & \frac{11}{3} & \frac{27}{20} & -\frac{7}{9} \\
 & +\frac{609461750351}{192124548000} & +\frac{9560707}{2156280} & -\frac{14640287027}{9936138240} & +\frac{2715895}{1880064} & -\frac{35}{99} & -\frac{13988077}{1360800} & +\frac{103606011}{890500} & -\frac{1}{15} & -\frac{11}{6} & -\frac{7}{8} & +\frac{5}{9}
 \end{array}$$

A.2.5. Stability plots. Figures 6 and 7 show the scalar and matrix stability regions, respectively.

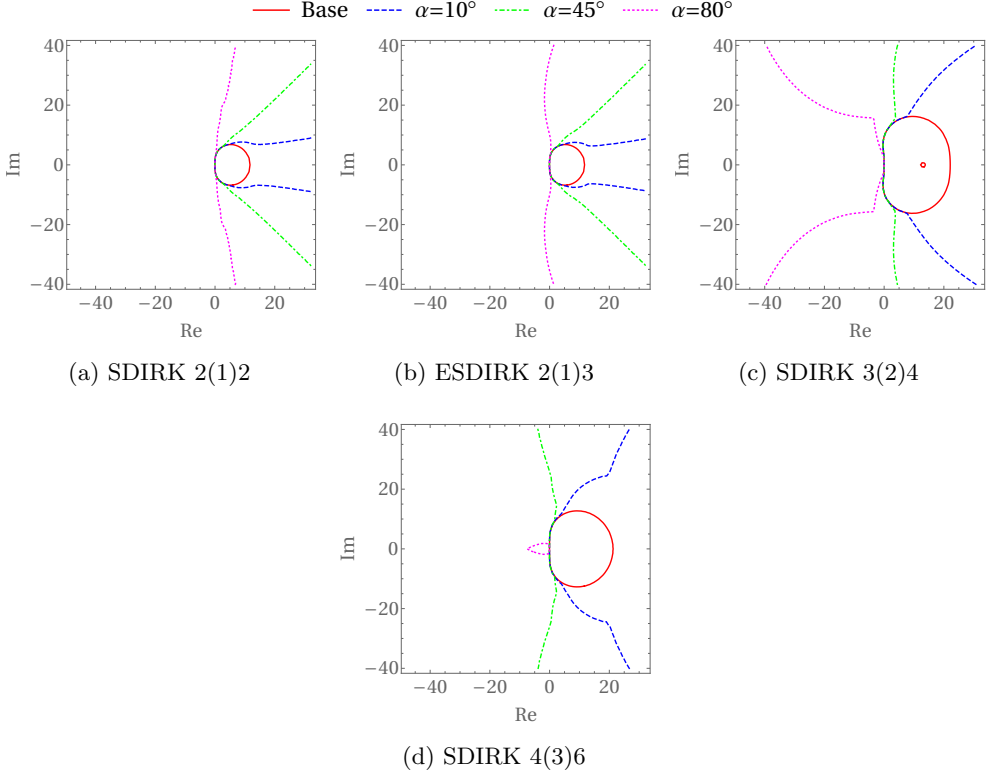
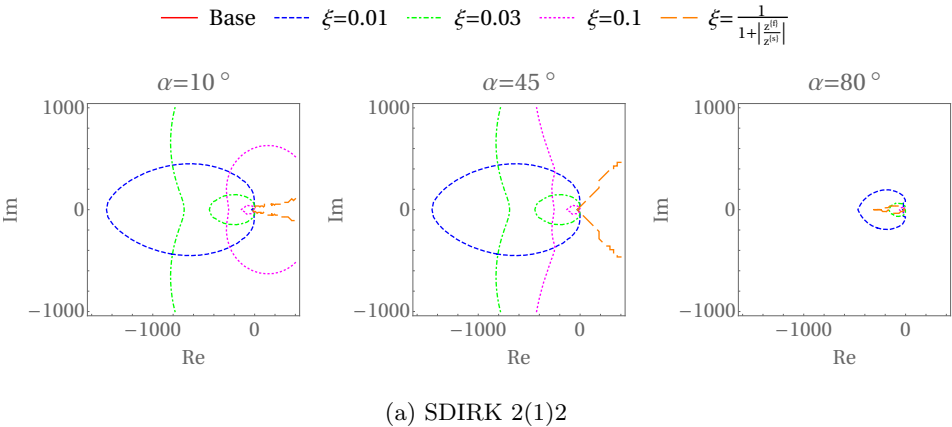
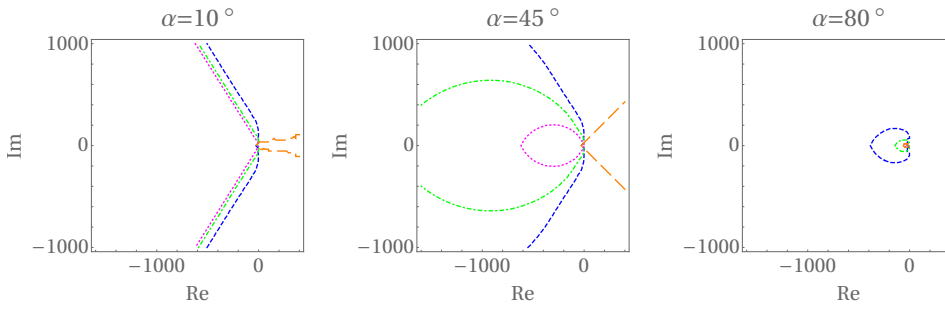


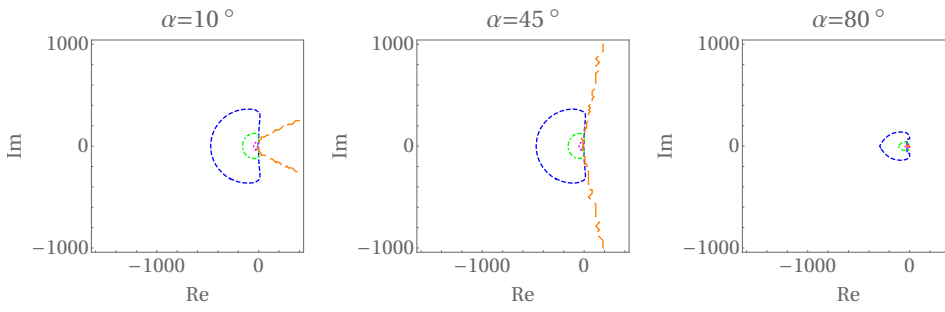
Fig. 6: Scalar stability regions $\mathcal{S}_{\infty, \alpha}^{1D}$ for IPC-MRI-GARK methods



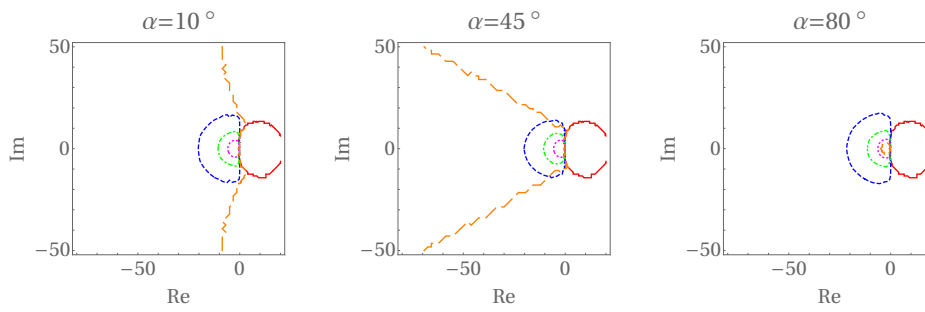
(a) SDIRK 2(1)2



(b) ESDIRK 2(1)3



(c) SDIRK 3(2)4



(d) SDIRK 4(3)6

Fig. 7: Scalar stability regions $S_{\infty, \alpha}^{2D}$ for IPC-MRI-GARK methods