

Universal speeded-up adiabatic geometric quantum computation in three-level systems via counterdiabatic driving

J. L. Wu and S. L. Su*

School of Physics and Engineering, Zhengzhou University, Zhengzhou 450001, China

Universal speeded-up adiabatic geometric quantum computation (SAGQC) is studied in Λ -type three-level system with different coupling cases, i.e., time-dependent detuning, large detuning and one-photon resonance couplings, respectively. In these cases, the counterdiabatic driving method is used to speed up the universal quantum computation. These schemes in Λ -type three-level system are feasible in experiment because additional inaccessible ground-state coupling is not needed. Only the shapes and phases of the initial adiabatic classical-field pulse are modified with the aid of effective two-level systems based on the counterdiabatic driving. The speed and robustness against decay of these schemes are discussed and compared. In addition, our work enriches the study of the speeded-up geometric computation in Λ -type three-level system and can be applied to experimental platforms with different coupling features.

I. INTRODUCTION

Quantum computers are of more capacity and efficiency than their classical counterparts because of their strong power for quantum algorithms [1, 2] and parallel computations [3–5]. A universal set of high-fidelity quantum gates of accurate quantum computations is indispensable for the physical implementation of a quantum computer. In practice, however, the realization of quantum computer is of great challenge due to the presence of unavoidable noises induced by the interaction between the computational system and its environment, and errors from imprecise manipulations of the computational system. The introduction of geometric phases [6, 7] into quantum computation is a promising way to suppress control errors [8], since geometric phases do not depend on dynamical details but only paths of the quantum-system evolution, which makes quantum computation based on geometric phases insensitive to control errors [9–12]. In the past several years, many experiments were devoted to the realization of geometric quantum computation in some physical systems including superconducting circuit systems [13–16], NMR systems [17, 18] and diamond nitrogen-vacancy (NV) center systems [19–22].

Under the regime of adiabatic evolution, Duan *et al.* proposed a four-level scheme of the universal adiabatic geometric quantum computation (AGQC) in a trapped-ion system [23]. However, adiabatic evolution requiring very-long evolution time usually reduces execution efficiency and enhances decoherence accumulation, and thus destroys the desired dynamics. Subsequently, therefore much effort was made on nonadiabatic geometric quantum computation [11, 24–28] which enables high-speed quantum gate operations and thus prevents quantum computation from environment-induced decoherence to some extent. Nonetheless, additional fluctuating phase shifts would be introduced and then disturb the desired geometric phases [29].

Alternatively, to shorten the evolution time but hold the robustness of the adiabatic evolution, the concept of “shortcuts to adiabaticity” (STA) has been proposed [30–32]. Methods of STA, including Lewis-Riesenfeld invariants [33, 34], transitionless quantum driving (TQD) [30, 31, 35], superadiabatic iteration [36–38], dressed-state-based inverse engineering [39–41] and others [42–44], have been proposed to speed up adiabatic evolution in recent years, and also experimental realizations have been achieved in different physical systems, such as optical-lattice system [45], NV center systems [46, 47] and cold-atom system [48]. Up to now, schemes have been proposed to speed up the implementation of AGQC [49–53]. Using TQD, Zhang *et al.* [49] generalized TQD to speed up an implementation of adiabatic non-Abelian [7] geometric gates (i.e., holonomic gates [8]); Song *et al.* [51] and Liang *et al.* [52] put forward two proposals for accelerating universal holonomic and Abelian [6] AGQC in NV centers, respectively. Using dressed-state-based inverse engineering, Liu *et al.* [53] proposed a scheme to implement superadiabatic holonomic quantum computation in cavity QED. With the great development of STA in inverse engineering and optimized control [54–56], even Kang *et al.* [57] constructed nonadiabatic two-qubit holonomic gates with two Rydberg atoms.

The schemes [49, 51, 53] of universal non-Abelian SAGQC require quantum systems with at least four levels. The scheme [52] of universal Abelian SAGQC is based on a two-level quantum system. Obviously, three-level systems are absent in implementing universal SAGQC. Three-level systems, especially with two lower-energy levels (Λ -type systems), are promising to implement robust quantum computation, because qubits encoded on the two lower-energy levels are of great stability. Comparing with three-level systems, four-level systems require more complicated level structure and more external driving, and two-level systems are usually unstable for implementing quantum computation because the easily-dissipative higher-energy level has to be used to encode qubits. In a recent study, Liu *et al.* [58] proposed to implement SAGQC in a three-level system with

* slsu@zzu.edu.cn

time-dependent one-photon detuning $\Delta(t)$ by using the method of Lewis-Riesenfeld invariants.

In this work, counterdiabatic driving (equivalent to TQD) [30, 59, 60], adding a suitable “counterdiabatic term” into an original time-dependent Hamiltonian to suppress transitions between different instantaneous eigenstates, is applied to speed up universal AGQC in three-level systems, including three cases, i.e., time-dependent intermediate-level detuning, large intermediate-level detuning and one-photon resonance. With the aid of effective two-level systems, counterdiabatic driving is experimentally feasible because no additional inaccessible coupling is introduced but only the classical-field pulse shapes and phases are modified in all the three cases. In addition to the advantages of SAGQC, this work has following advantages: (i) The work enriches the investigations of Λ -type three-level system in implementing SAGQC. (ii) The schemes of SAGQC based on different coupling conditions provides more or better choices for practical realization of universal geometric quantum computation. (iii) The implementation of the proposals does not rely on a certain specific physical system, any experimental platform that has Λ -type three-level configuration can be used to implement the scheme.

II. UNIVERSAL SINGLE-QUBIT GATES (USQG)

Consider a general two-photon-resonance Λ -type three-level system with one higher-energy states $|e\rangle$ and two lower-energy states $|0\rangle$ and $|1\rangle$. Under the regime of the stimulated Raman adiabatic passage (STIRAP) within the rotating wave approximation, the Hamiltonian with the basis states $\{|0\rangle, |e\rangle, |1\rangle\}$ is [61]

$$H_0 = \frac{\hbar}{2} \begin{bmatrix} 0 & \Omega_p(t) & 0 \\ \Omega_p(t)^* & -2\Delta & \Omega_s(t)^* \\ 0 & \Omega_s(t) & 0 \end{bmatrix}. \quad (1)$$

Here $\Omega_{p(s)}(t)$ (containing the phase factor) denotes the time-dependent Rabi frequency of the pump (Stokes) classical field driving the transition $|0\rangle(|1\rangle) \leftrightarrow |e\rangle$. $\Delta = (E_e - E_0)/\hbar - \omega_p - t\dot{\omega}_p = (E_e - E_1)/\hbar - \omega_s - t\dot{\omega}_s$ is the one-photon detuning with E_j/\hbar ($j = 0, 1, e$) and $\omega_{p(s)}$ being frequencies of the bare state $|j\rangle$ and the pump (Stokes) classical field, respectively.

In such a three-level system, using counterdiabatic driving to speed up STIRAP usually requires an additional coupling between $|0\rangle$ and $|1\rangle$ [31] which might be difficult or even impossible to implement in various systems [48, 62]. While, such a troublesome problem does not exist in two-level systems [31], which may provide a solution to this problem of the three-level system. In what follows we shall show three proposals of constructing speeded-up adiabatic USQG by using experimentally feasible counterdiabatic driving in three different cases

including time-dependent detuning $\Delta = \Delta(t)$, large detuning $\Delta \gg \Omega_{p,s}(t)$ and one-photon resonance $\Delta = 0$, respectively.

II.1. Time-dependent detuning $\Delta = \Delta(t)$

II.1.1. Effective two-level system

The Rabi frequencies of the driving fields could be parameterized as $\Omega_p(t) = e^{-i\varphi}\Omega_\eta(t)\sin\eta$ and $\Omega_s(t) = e^{-i\varphi}\Omega_\eta(t)\cos\eta$ with a same constant phase φ , $\Omega_\eta(t)$ being real. In order to construct geometric gates with experimentally feasible counterdiabatic driving, we keep η constant to transform H_0 into a standard two-level form with the basis states $\{|\Phi\rangle \equiv \sin\eta|0\rangle + \cos\eta|1\rangle, |e\rangle\}$

$$H_{\Phi-e} = \frac{\hbar}{2} \begin{bmatrix} \Delta(t) & \Omega_\eta(t)e^{-i\varphi} \\ \Omega_\eta(t)e^{i\varphi} & -\Delta(t) \end{bmatrix}. \quad (2)$$

The excluded basis state $|d\rangle \equiv \cos\eta|0\rangle - \sin\eta|1\rangle$ is decoupled to $|\Phi\rangle$ and $|e\rangle$, which means that $|d\rangle$ keeps invariant all the time during the system evolution. Further parameterize $\Omega_\eta(t)$ and $\Delta(t)$ by $\Omega_\eta(t) = \Omega_\theta(t)\sin\theta(t)$ and $\Delta(t) = \Omega_\theta(t)\cos\theta(t)$, and then instantaneous eigenstates of $H_{\Phi-e}$ are

$$\begin{aligned} |\lambda_+(t)\rangle &= \cos\frac{\theta(t)}{2}e^{-i\varphi}|\Phi\rangle + \sin\frac{\theta(t)}{2}|e\rangle, \\ |\lambda_-(t)\rangle &= -\sin\frac{\theta(t)}{2}|\Phi\rangle + \cos\frac{\theta(t)}{2}e^{i\varphi}|e\rangle, \end{aligned} \quad (3)$$

with corresponding eigenvalues $\lambda_+(t) = \hbar\Omega_\theta(t)/2$ and $\lambda_-(t) = -\hbar\Omega_\theta(t)/2$, respectively.

II.1.2. Adiabatic USQG

In the following discussions, we assume the initial time of the quantum-system evolution is $t = 0$ and the final time is $t = T$. If we achieve the evolution from $|\Phi\rangle$ at $t = 0$ to $e^{i\gamma_\Phi}|\Phi\rangle$ at $t = T$, the unitary operation on the subspace $\{|d\rangle, |\Phi\rangle\}$ is

$$U_{d-\Phi} = \begin{bmatrix} 1 & 0 \\ 0 & e^{i\gamma_\Phi} \end{bmatrix}. \quad (4)$$

Thus in the computational space spanned by $\{|0\rangle, |1\rangle\}$, we obtain a gate operation

$$U_{0-1} = \begin{bmatrix} \cos^2\eta + e^{i\gamma_\Phi}\sin^2\eta & \cos\eta\sin\eta(e^{i\gamma_\Phi} - 1) \\ \cos\eta\sin\eta(e^{i\gamma_\Phi} - 1) & e^{i\gamma_\Phi}\cos^2\eta + \sin^2\eta \end{bmatrix}, \quad (5)$$

which can construct a set of USQG by choosing proper η and γ_Φ . For example, one can set $\eta = \pi/4$ and $\gamma_\Phi = \pi$ to get a σ_x (NOT) gate, or $\eta = \pi/2$ and $\gamma_\Phi = \pi$ to get a σ_z (π -phase) gate.

In order to achieve the evolution from $|\Phi\rangle$ at $t = 0$ to $e^{i\gamma_\Phi}|\Phi\rangle$ at $t = T$, the quantum system may adiabatically

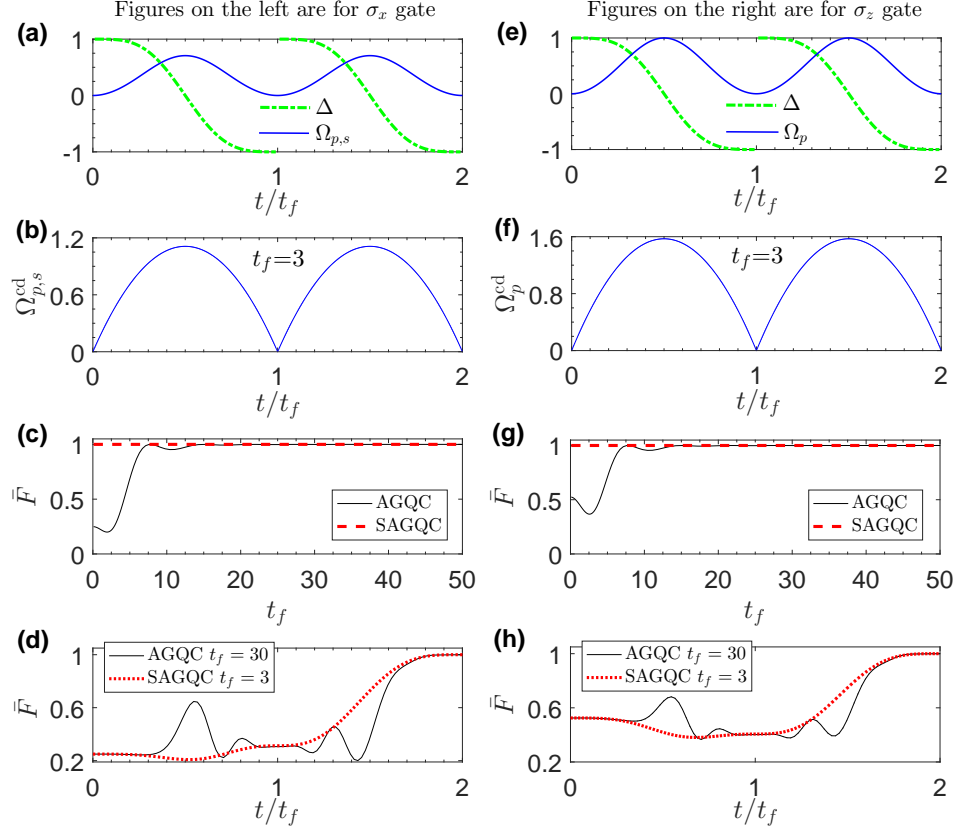


FIG. 1. Numerical demonstration of σ_x gate at time-dependent detuning $\Delta = \Delta(t)$: (a) Time-dependent detuning (green dashed line) and two equal Rabi frequencies (blue solid line) for the adiabatic σ_x gate; (b) Counterdiabatic Rabi frequencies $\Omega_{p,s}^{cd} = \Omega^{cd}(t)/\sqrt{2}$ added into $\Omega_{p,s}(t)$ with $t_f = 3$; (c) Effect of the value of t_f on the final average fidelity at the time $T = 2t_f$ for AGQC (black solid line) or for SAGQC (red dashed line); (d) Average fidelity trends over time for AGQC (black solid line) with $t_f = 30$ or for SAGQC (red dotted line) with $t_f = 3$. Numerical demonstration of σ_z gate with $\Omega_s^{cd} = \Omega_s = 0$ at time-dependent detuning $\Delta = \Delta(t)$: (e) Time-dependent detuning (green dashed line) and Ω_p (blue solid line) for the adiabatic σ_z gate; (f) Counterdiabatic Rabi frequency $\Omega_p^{cd} = \Omega^{cd}(t)$ added into $\Omega_p(t)$ with $t_f = 3$; (g) Effect of the value of t_f on the final average fidelity at the time $T = 2t_f$ for AGQC (black solid line) or for SAGQC (red dashed line); (h) Average fidelity trends over time for AGQC (black solid line) with $t_f = 30$ or for SAGQC (red dotted line) with $t_f = 3$.

and cyclically evolves along a certain eigenstate $|\lambda_+(t)\rangle$ or $|\lambda_-(t)\rangle$ to implement $|\lambda_\pm(0)\rangle = |\Phi\rangle \rightarrow |\lambda_\pm(T)\rangle = e^{i(a_\pm + \gamma_\pm)}|\Phi\rangle$, with $a_\pm = -\int_0^T \lambda_\pm(t)dt$ being the dynamical phase and $\gamma_\pm = i \int_0^T \langle \lambda_\pm(t) | \partial_t \lambda_\pm(t) \rangle dt$ being the geometric phase. However, the phase factor containing the non-zero dynamical phase a_\pm is not the desired result at all. To erase the accumulated dynamical phase and obtain an all-geometric phase, we suggest to adopt a double-mode adiabatic-evolution path “ $|\lambda_+(t)\rangle$ and $|\lambda_-(t)\rangle$ ” instead of “ $|\lambda_+(t)\rangle$ or $|\lambda_-(t)\rangle$ ”, as the following two steps

- step 1: $|\lambda_\pm(0)\rangle = |\Phi\rangle \rightarrow |\lambda_\pm(T/2)\rangle = |e\rangle$,
 step 2: $|\lambda_\mp(T/2)\rangle = |e\rangle \rightarrow |\lambda_\mp(T)\rangle = e^{\pm i\Gamma_\Phi}|\Phi\rangle$, (6)

where $\Gamma_\Phi = \pi + \varphi_1 - \varphi_2$ is a purely geometric phase with φ_1 and φ_2 being the constant phase of the classical-field driving during the step 1 and step 2, respectively. Because of $\lambda_+(t) = -\lambda_-(t)$, the accumulated dynamical phase during the total quantum-system evolution is zero.

II.1.3. Speeded-up adiabatic USQG

The procedure above is based on adiabatic evolution, slow as we all know. According to the theory of counterdiabatic driving, the procedure above of constructing USQG can be speeded up by adding a counterdiabatic Hamiltonian H_{cd} into $H_{\Phi-e}$. The form of H_{cd} is [31]

$$H_{cd} = \frac{\hbar}{2} \begin{bmatrix} 0 & -i\Omega^{cd}(t)e^{-i\varphi} \\ i\Omega^{cd}(t)e^{i\varphi} & 0 \end{bmatrix}, \quad (7)$$

where $\Omega^{cd}(t) \equiv [\dot{\Omega}_\eta(t)\Delta(t) - \Omega_\eta(t)\dot{\Delta}(t)]/\Omega_\theta(t)^2$. Then we obtain a modified Hamiltonian $H_S = H_{\Phi-e} + H_{cd}$ that could govern the quantum system exactly (not slowly) evolving along a certain eigenstate in Eq. (3). Besides, H_{cd} is experimentally feasible because it does not introduce the coupling between $|0\rangle$ and $|1\rangle$ but just modify

TABLE I. Parameters of constructing USQG with $\Delta = \Delta(t)$. Preset parameters: $\hbar = 1$ and $\Omega_\theta(t) = 1$.

Parameter	Expression
T	$2t_f$
θ	$\begin{cases} \frac{3\pi t^2}{t_f^2} - \frac{2\pi t^3}{t_f^3}, & 0 \leq t < t_f \\ \frac{3\pi(t-t_f)^2}{t_f^2} - \frac{2\pi(t-t_f)^3}{t_f^3}, & t_f \leq t < 2t_f \end{cases}$
φ	0
η	$\begin{cases} \pi/4, & \sigma_x \\ \pi/2, & \sigma_z \end{cases}$

the classical-field pulse shapes and phases, as

$$\begin{aligned} \Omega_p(t) &\rightarrow \Omega_p^m(t) = [\Omega_\eta(t) - i\Omega^{\text{cd}}(t)] \sin \eta e^{-i\varphi}, \\ \Omega_s(t) &\rightarrow \Omega_s^m(t) = [\Omega_\eta(t) - i\Omega^{\text{cd}}(t)] \cos \eta e^{-i\varphi}. \end{aligned} \quad (8)$$

In a word, according to the procedure in Eq. (6), one can construct speeded-up adiabatic all-geometric USQG in Eq. (5) by using the modified Rabi frequencies in Eq. (8).

II.1.4. Numerical demonstration

For demonstrating the effectiveness of constructing speeded-up USQG, we set $\theta(0) = 0 \rightarrow \theta(T_-/2) = \pi \rightarrow \theta(T_+/2) = 0 \rightarrow \theta(T) = \pi$ to meet the procedure in Eq. (6), $T_-/2$ and $T_+/2$ (mathematically, $T_-/2 = T_+/2 = T/2$) denoting the ending time of the step 1 and the beginning time of the step 2, respectively. The form of $\theta(t)$ can be expressed by partitioned polynomial ansatz. All needed parameters are listed in table I, for which we adopt the dimensionless natural unit ($\hbar = 1$), and also we choose $\Omega_\theta(t) = 1$, for simplicity. In Fig. 1, we show the results of simulating σ_x gate [(a)-(d)] and σ_z gate [(e)-(h)], for which the average fidelity of the USQG in Eq. (5) is defined as

$$\bar{F}(t) = \frac{1}{4\pi^2} \int_0^{2\pi} \int_0^{2\pi} |\langle \Psi_U | \Psi(t) \rangle|^2 d\alpha_1 d\alpha_2, \quad (9)$$

where $|\Psi(t)\rangle$ is the state of the three-level system governed by the Schrödinger equation based on the Hamiltonian in Eq. (1) with an arbitrary initial state $|\Psi(0)\rangle = \sin \alpha_1 |0\rangle + \cos \alpha_1 e^{i\alpha_2} |1\rangle$, and $|\Psi_U\rangle = U_{0-1} |\Psi(0)\rangle$ is the target state after executing the USQG U_{0-1} on $|\Psi(0)\rangle$.

About the amplitudes, $\Omega_p(t)/\Omega_s(t) = \tan \eta$ makes the two Rabi frequencies $\Omega_{p,s}(t)$, as well as $\Omega_{p,s}^{\text{cd}}(t)$ with a π -phase difference from $\Omega_{p,s}(t)$ added into $\Omega_{p,s}(t)$, keep a constant ratio that is determined by the value of η , as shown in Figs. 1(a), (b), (e) and (f). The maximum amplitudes $\max\{\Omega_{p,s}(t)\}$ determined by Ω_θ and η are fixed with an arbitrary t_f , while $\max\{\Omega_{p,s}^{\text{cd}}(t)\}$ determined by $\dot{\theta}(t)$ would be inversely proportional to t_f . Therefore, a suitable t_f (i.e., a half of operation time) that determines the intensity of the classical fields (costs of energy) should be picked in practice, although t_f could be indefinitely short in principle [see Figs. 1(c) and (g)] to guarantee a unity fidelity. A unity fidelity for AGQC requires the

value of t_f large enough to satisfy the adiabatic condition, as shown in Figs. 1(c) and (g). For $\max\{\Omega_{p,s}^{\text{cd}}(t)\}$ comparable to $\max\{\Omega_{p,s}(t)\}$, we pick $t_f = 3$ to implement SAGQC. To implement high-fidelity AGQC similar to SAGQC, t_f needs to be raised by an order of magnitude, as shown in Figs. 1(d) and (h). The discussion above shows the effectiveness of constructing speeded-up adiabatic USQG with time-dependent detuning.

II.2. Large detuning $\Delta \gg \Omega_{p,s}(t)$

II.2.1. Effective two-level system

At large intermediate-level detuning $\Delta \gg \Omega_{p,s}(t)$, the state $|e\rangle$ is populated little, and it could be adiabatically eliminated [63, 64]. Then the following effective two-level Hamiltonian can be obtained with the basis states $\{|0\rangle, |1\rangle\}$ [65]

$$H_{\text{eff}} = \frac{\hbar}{2} \begin{bmatrix} \Delta_{\text{eff}}(t) & \Omega_{\text{eff}}(t)e^{-i\varphi} \\ \Omega_{\text{eff}}(t)e^{i\varphi} & -\Delta_{\text{eff}}(t) \end{bmatrix}, \quad (10)$$

with the effective detuning and Rabi frequency being

$$\Delta_{\text{eff}}(t) = \frac{\Omega_p(t)^2 - \Omega_s(t)^2}{4\Delta} \text{ and } \Omega_{\text{eff}}(t) = \frac{\Omega_p(t)\Omega_s^*(t)}{2\Delta},$$

respectively. In order to introduce a phase factor into H_{eff} , we set $\Omega_{p,s}(t)$ real and $e^{i\varphi}$ accompanying with $\Omega_s(t)$. We learn that H_{eff} has the same form as $H_{\Phi-e}$ in Eq. (2) but is with different basis states from $H_{\Phi-e}$. Therefore, the eigenstates of H_{eff} have the same form as those of $H_{\Phi-e}$ but with basis states $\{|0\rangle, |1\rangle\}$

$$\begin{aligned} |\Lambda_+(t)\rangle &= \cos \frac{\Theta(t)}{2} e^{-i\varphi} |0\rangle + \sin \frac{\Theta(t)}{2} |1\rangle, \\ |\Lambda_-(t)\rangle &= -\sin \frac{\Theta(t)}{2} |0\rangle + \cos \frac{\Theta(t)}{2} e^{i\varphi} |1\rangle, \end{aligned} \quad (11)$$

with corresponding eigenvalues $\Lambda_+(t) = \hbar\Omega_\Theta(t)/2$ and $\Lambda_-(t) = -\hbar\Omega_\Theta(t)/2$, respectively. We define the mixing angle $\Theta = \arctan[\Omega_{\text{eff}}(t)/\Delta_{\text{eff}}(t)]$ and mixing amplitude $\Omega_\Theta(t) = \sqrt{\Omega_{\text{eff}}(t)^2 + \Delta_{\text{eff}}(t)^2}$.

The effective Hamiltonian H_{eff} has been researched for speeding up population transfer of STIRAP by counterdiabatic driving in Refs. [56, 66, 67], and the corresponding experimental realization has also been done in a cold-atom system [48]. With the aid of this effective two-level Hamiltonian, now we construct speeded-up adiabatic USQG.

II.2.2. Adiabatic USQG

In order to construct adiabatic USQG and erase the accumulated dynamical phase, we could follow the double-mode adiabatic-evolution path “ $|\Lambda_+(t)\rangle$ and $|\Lambda_-(t)\rangle$ ”

just similar to the case of the time-dependent detuning, as the following two steps

$$\begin{aligned} \text{step 1 : } & |\Lambda_{\pm}(0)\rangle \rightarrow |\Lambda_{\pm}(T_-/2)\rangle, \\ \text{step 2 : } & |\Lambda_{\mp}(T_+/2)\rangle \rightarrow |\Lambda_{\mp}(T)\rangle = e^{\pm i\tilde{\Gamma}} |\Lambda_{\pm}(0)\rangle, \end{aligned} \quad (12)$$

with $\tilde{\Gamma}$ being a purely geometric phase. Obviously, $|\Lambda_{\pm}(T_-/2)\rangle$ and $|\Lambda_{\mp}(T_+/2)\rangle$ are supposed to describe a same quantum state (ignoring the global phase), which can be enabled by choosing an appropriate form of $\Theta(t)$. The unitary evolution operator achieving $\tilde{U}|\Lambda_{\pm}(0)\rangle = e^{\pm i\tilde{\Gamma}}|\Lambda_{\pm}(0)\rangle$ in the subspace $\{|\Lambda_+(0)\rangle, |\Lambda_-(0)\rangle\}$ is

$$\tilde{U} = \begin{bmatrix} e^{i\tilde{\Gamma}} & 0 \\ 0 & e^{-i\tilde{\Gamma}} \end{bmatrix}. \quad (13)$$

Thus in the computational space spanned by $\{|0\rangle, |1\rangle\}$, we obtain a gate operation [68]

$$\tilde{U}_{0-1} = \begin{bmatrix} \cos \tilde{\Gamma} + i \cos \tilde{\Theta} \sin \tilde{\Gamma} & i \sin \tilde{\Theta} \sin \tilde{\Gamma} \\ i \sin \tilde{\Theta} \sin \tilde{\Gamma} & \cos \tilde{\Gamma} - i \cos \tilde{\Theta} \sin \tilde{\Gamma} \end{bmatrix}, \quad (14)$$

which can be used to construct the gate $\tilde{U}_1 = e^{i\tilde{\Gamma}\sigma_z}$ by choosing the initial value $\tilde{\Theta} \equiv \Theta(0) = 0$ and $\tilde{U}_2 = e^{i\tilde{\Gamma}\sigma_x}$ by $\tilde{\Theta} = \pi/2$ [52, 67]. Due to the noncommutability between \tilde{U}_1 and \tilde{U}_2 , one can get any single-qubit operation by combining \tilde{U}_1 and \tilde{U}_2 .

It is worth noting that engineering directly adiabatic Rabi frequencies $\Omega_{p,s}(t)$ to perfectly perform the procedure in Eq. (12) and thus implement \tilde{U}_{0-1} in Eq. (14) is pretty difficult, and also may cause the difficulty of implementing speeded-up adiabatic USQG. Therefore, it shall be better to engineer $\Omega_{\text{eff}}(t)$ and $\Delta_{\text{eff}}(t)$ firstly, and then calculate inversely the adiabatic Rabi frequencies

$$\begin{aligned} \Omega_p(t) &= \sqrt{2\Delta[\sqrt{\Delta_{\text{eff}}(t)^2 + \Omega_{\text{eff}}(t)^2} + \Delta_{\text{eff}}(t)]}, \\ \Omega_s(t) &= \sqrt{2\Delta[\sqrt{\Delta_{\text{eff}}(t)^2 + \Omega_{\text{eff}}(t)^2} - \Delta_{\text{eff}}(t)]}. \end{aligned} \quad (15)$$

Since Eq. (15) involves many square and square-root calculations that may lead to multiple solutions not satisfying Eq. (11) and then not implementing \tilde{U}_{0-1} , $\Omega_{\text{eff}}(t)$ and $\Delta_{\text{eff}}(t)$ should be designed very carefully.

II.2.3. Speeded-up adiabatic USQG

In a two-level entity system (NV center), the implementation of the speeded-up adiabatic \tilde{U}_{0-1} by counterdiabatic driving has been discussed in Ref. [52], and the corresponding experimental realization has also been published not long ago [22]. However, in a three-level entity system with the Hamiltonian Eq. (1), the implementation of the speeded-up adiabatic \tilde{U}_{0-1} by counterdiabatic driving is of much more difficulties than those in

a two-level entity system, because the realistically used Rabi frequencies are inversely deduced by the effective detuning and Rabi frequency [see Eq. (15)] instead of being engineered directly. The large-detuning-case USQG \tilde{U}_{0-1} in Eq. (14) has been reported recently with the methods of STIRAP and counterdiabatic-driving STA in Ref. [67]. The study [67] mainly aims at geometric atom interferometry, so just “population dynamics” (population transfer between two lower-energy states) is discussed in details, which may be inadequate for the construction of quantum gates.

For the effective Hamiltonian H_{eff} in Eq. (10), the modified effective Rabi frequency replacing $\Omega_{\text{eff}}(t)$ by counterdiabatic driving becomes $\Omega'_{\text{eff}}(t) \equiv \Omega_{\text{eff}}(t) - i\Omega_{\text{eff}}^{\text{cd}}(t)$ with $\Omega_{\text{eff}}^{\text{cd}}(t) \equiv \dot{\Theta}(t)$. With the results of the inverse calculations in Eq. (15) with $\Omega'_{\text{eff}}(t)$ replacing $\Omega_{\text{eff}}(t)$, it is indeterminate to conversely satisfy $\Omega'_{\text{eff}}(t) = \Omega_p(t)\Omega_s^*(t)/2\Delta$ that is definitely necessary because the effective two-level Hamiltonian must be from the Hamiltonian of the three-level system. In this proposal, therefore, we would not choose easily this way to speed up the adiabatic \tilde{U}_{0-1} .

For the implementation of the speeded-up adiabatic \tilde{U}_{0-1} , as a matter of fact, the counterdiabatic Hamiltonian $H_{\text{eff}}^{\text{cd}}$ alone instead of $H_{\text{eff}}^{\text{cd}} + H_{\text{eff}}$ is enough according to the theory of TQD [30, 31]. Besides, the global phase factor i could be omitted. Thus the modified effective two-level Hamiltonian becomes

$$H_{\text{eff}}^{\text{m}} = \frac{\hbar}{2} \begin{bmatrix} 0 & \Omega_{\text{eff}}^{\text{cd}}(t)e^{-i\varphi} \\ \Omega_{\text{eff}}^{\text{cd}}(t)e^{i\varphi} & 0 \end{bmatrix}. \quad (16)$$

Accordingly, the realistically-used modified Rabi frequencies replacing $\Omega_{p,s}(t)$ in the three-level system are

$$\begin{aligned} \Omega_p^{\text{cd}}(t) &= \sqrt{2\Delta[\sqrt{\Delta_{\text{eff}}(t)^2 + \Omega_{\text{eff}}^{\text{cd}}(t)^2} + \Delta_{\text{eff}}(t)]}, \\ \Omega_s^{\text{cd}}(t) &= \sqrt{2\Delta[\sqrt{\Delta_{\text{eff}}(t)^2 + \Omega_{\text{eff}}^{\text{cd}}(t)^2} - \Delta_{\text{eff}}(t)]}, \end{aligned} \quad (17)$$

which are relatively easy to conversely satisfy $\Omega_{\text{eff}}^{\text{cd}}(t) = \Omega_p^{\text{cd}}(t)\Omega_s^{\text{cd}*}(t)/2\Delta$ by designing $\Theta(t)$. On the other hand, the fact that $H_{\text{eff}}^{\text{m}}$ in Eq. (16) must be from the Hamiltonian of the three-level system also means the modified effective detuning $[\Omega_p^{\text{cd}}(t)^2 - \Omega_s^{\text{cd}}(t)^2]/4\Delta = 0$, i.e., $\Omega_p^{\text{cd}}(t) = \Omega_s^{\text{cd}}(t)$. From Eq. (17), we learn that $\Omega_p^{\text{cd}}(t) = \Omega_s^{\text{cd}}(t)$ will be possible when $\Omega_{\text{eff}}^{\text{cd}}(t) \gg \Delta_{\text{eff}}(t)$ is met, which can be achieved by enlarging $\dot{\Theta}(t)$. It just fits with our purpose of shortening time very well. But then $\Omega_{p,s}^{\text{cd}}(t) \approx \sqrt{2\Delta\Omega_{\text{eff}}^{\text{cd}}(t)}$ under the condition $\Omega_{\text{eff}}^{\text{cd}}(t) \gg \Delta_{\text{eff}}(t)$ must obey the premise of large detuning $\Omega_{p,s}^{\text{cd}}(t) \ll \Delta$. In a word, according to the procedure in Eq. (12), one can construct speeded-up adiabatic USQG in Eq. (14) by using the modified Rabi frequencies in Eq. (17) under the conditions $\Delta \gg \Omega_{p,s}^{\text{cd}}(t)$ and $\Omega_{\text{eff}}^{\text{cd}}(t) \gg \Delta_{\text{eff}}(t)$.

TABLE II. Parameters of constructing σ_x with $\Delta \gg \Omega_{p,s}(t)$. Preset parameters: $\hbar = 1$, $\Omega_\Theta(t) = 0.01$, $\Delta = 50$, $a_0 = \pi/2$, $a_1 = 0$, $a_2 = -15\pi/t_f^2$, $a_3 = 50\pi/t_f^3$, $a_4 = -60\pi/t_f^4$ and $a_5 = 24\pi/t_f^5$.

Parameter	Expression
T	$2t_f$
Θ_x	$\begin{cases} \sum_{k=0}^5 a_k t^k, & 0 \leq t < t_f \\ \sum_{k=0}^5 a_k (t - t_f)^k, & t_f \leq t < 2t_f \end{cases}$
φ	$\begin{cases} 0, & 0 \leq t < t_f/2 \text{ \& } \frac{3t_f}{2} \leq t < 2t_f \\ \pi/2, & \frac{t_f}{2} \leq t < \frac{3t_f}{2} \end{cases}$
Δ_{eff}	$\begin{cases} \Omega_\Theta \cos(\pi + \Theta_x), & 0 \leq t < \frac{t_f}{2} \text{ \& } t_f \leq t < \frac{3t_f}{2} \\ \Omega_\Theta \cos \Theta_x, & \frac{t_f}{2} \leq t < t_f \text{ \& } \frac{3t_f}{2} \leq t < 2t_f \end{cases}$
Ω_{eff}	$\begin{cases} \Omega_\Theta \sin \Theta_x, & 0 \leq t < \frac{t_f}{2} \text{ \& } t_f \leq t < \frac{3t_f}{2} \\ \Omega_\Theta \sin(-\Theta_x), & \frac{t_f}{2} \leq t < t_f \text{ \& } \frac{3t_f}{2} \leq t < 2t_f \end{cases}$

TABLE III. Parameters of constructing σ_z with $\Delta \gg \Omega_{p,s}(t)$. Preset parameters: $\hbar = 1$, $\Omega_\Theta(t) = 0.01$ and $\Delta = 50$.

Parameter	Expression
T	$2t_f$
Θ_z	$\begin{cases} \frac{3\pi t^2}{t_f^2} - \frac{2\pi t^3}{t_f^3}, & 0 \leq t < t_f \\ \frac{3\pi(t-t_f)^2}{t_f^2} - \frac{2\pi(t-t_f)^3}{t_f^3}, & t_f \leq t < 2t_f \end{cases}$
φ	$\begin{cases} 0, & 0 \leq t < t_f \\ \pi/2, & t_f \leq t < 2t_f \end{cases}$
Δ_{eff}	$\Omega_\Theta \cos \Theta_z$
Ω_{eff}	$\Omega_\Theta \sin \Theta_z$

II.2.4. Numerical demonstration

For demonstrating the effectiveness of constructing speeded-up USQG in Eq. (14), we set $\Theta(0) = -\pi/2 \rightarrow \Theta(T_-/2) = \pi/2 \rightarrow \Theta(T_+/2) = -\pi/2 \rightarrow \Theta(T) = \pi/2$ for σ_x gate and $\Theta(0) = 0 \rightarrow \Theta(T_-/2) = \pi \rightarrow \Theta(T_+/2) = 0 \rightarrow \Theta(T) = \pi$ for σ_z gate, respectively. All needed parameters are listed in table II for σ_x gate and table III for σ_z gate, respectively. We still adopt the dimensionless natural unit ($\hbar = 1$), and we choose $\Omega_\Theta(t) = 0.01$ and $\Delta = 50$ to obey the condition of large detuning. In Fig. 2, we show the results of simulating σ_x gate [(a)-(d)] and σ_z gate [(e)-(h)]. Because it needs more run time for simulating the case of the large detuning, the fidelity of the USQG in Eq. (14) is defined as $F(t) = |\langle \tilde{\Psi}_U | \Psi(t) \rangle|^2$, where $|\Psi(t)\rangle$ is the state of the three-level system governed by the Schrödinger equation based on the Hamiltonian (1). The initial state is $|\Psi(0)\rangle = \sin \alpha_1 |0\rangle + \cos \alpha_1 e^{i\alpha_2} |1\rangle$ with $\alpha_1 = \pi/8$ and $\alpha_2 = 3\pi/8$, without loss of generality. $|\tilde{\Psi}_U\rangle = \tilde{U}_{0-1} |\Psi(0)\rangle$ is the target state after executing the USQG \tilde{U}_{0-1} on $|\Psi(0)\rangle$.

For the adiabatic σ_x gate [Fig. 2(a)] and σ_z gate [Fig. 2(e)], the maximum amplitudes $\max\{\Omega_{p,s}(t)\}$ are comparable (around two times) with those in the case of time-dependent detuning, which means that we can contrast the operation time of the two cases. In Figs. 2(c) and (g), obviously, the order of magnitude of the operation time is at least 10^3 for the adiabatic USQG (green dotted lines) or at least 10^1 for the speeded-up adiabatic

USQG (red solid lines) to keep a high fidelity, which illustrates that the speeded-up adiabatic USQG could reduce the operation time by two orders of magnitude. Besides, for the adiabatic USQG, compared with the case of time-dependent detuning, the operation time of the case of large detuning increases by two orders of magnitude. For the speeded-up adiabatic USQG at large detuning, the effect of the value of t_f on the final fidelity [red solid lines in Figs. 2(c) and (g)] is much different from that at time-dependent detuning. The final fidelity increases up to unity with the increase of t_f while then decreases when t_f is over a certain value (about 10^2), which is accompanying with the fact that with the increase of t_f , $\Omega_{p,s}^{\text{cd}}(t)$ decrease to satisfy the condition $\Delta \gg \Omega_{p,s}^{\text{cd}}(t)$ better and better but then will spoil the condition $\Omega_{\text{eff}}^{\text{cd}}(t) \gg \Delta_{\text{eff}}(t)$ when t_f is over a certain value. Fortunately, there is a wide range of the values of t_f keeping a near-unity fidelity. We pick $t_f = 30$ to plot the counterdiabatic Rabi frequencies $\Omega_{p,s}^{\text{cd}}(t)$ in Figs. 2(b) and (f) for σ_x gate and σ_z gate, respectively. The condition $\Omega_p^{\text{cd}}(t) \simeq \Omega_s^{\text{cd}}(t)$ is roughly satisfied. The maximum amplitudes $\max\{\Omega_{p,s}^{\text{cd}}(t)\}$ are of the same order of magnitude as $\max\{\Omega_{p,s}(t)\}$, which guarantees the feasibility of the proposal. More than that in the case of time-dependent detuning, to implement high-fidelity AGQC similar to SAGQC, t_f needs to be raised by two orders of magnitude, as shown in Figs. 2(d) and (h). The discussion above shows the effectiveness of constructing speeded-up adiabatic USQG at large detuning.

II.3. One-photon resonance $\Delta = 0$

As for the case of the one-photon resonance $\Delta = 0$ in the three-level system, it is unnecessary to implement SAGQC by accelerating AGQC with $\Delta = 0$. As we mention in the previous large-detuning subsection, the counterdiabatic Hamiltonian H^{cd} alone instead of $H^{\text{cd}} + H_0$ is enough to speed up the adiabatic evolution of the three-level system with the Hamiltonian H_0 . Back to the time-dependent-detuning subsection, hence

$$H^{\text{cd}} = \frac{\hbar}{2} \begin{bmatrix} 0 & \Omega^{\text{cd}}(t)e^{-i\varphi} \\ \Omega^{\text{cd}}(t)e^{i\varphi} & 0 \end{bmatrix} \quad (18)$$

is enough to implement speeded-up adiabatic USQG Eq. (5) by taking the place of $(H_{\Phi-e} + H_{\text{cd}})$, where $H_{\Phi-e}$ and H_{cd} are in Eqs. (2) and (7), respectively. In the three-level system, the Hamiltonian performing speeded-up adiabatic USQG Eq. (5) becomes

$$H_0^{\text{cd}} = \frac{\hbar \Omega^{\text{cd}}(t)}{2} \begin{bmatrix} 0 & \sin \eta e^{-i\varphi} & 0 \\ \sin \eta e^{i\varphi} & 0 & \cos \eta e^{i\varphi} \\ 0 & \cos \eta e^{-i\varphi} & 0 \end{bmatrix}, \quad (19)$$

which is just the Hamiltonian of a standard one-photon-resonance three-level system. $\Omega^{\text{cd}}(t)$ has been defined below Eq. (7).

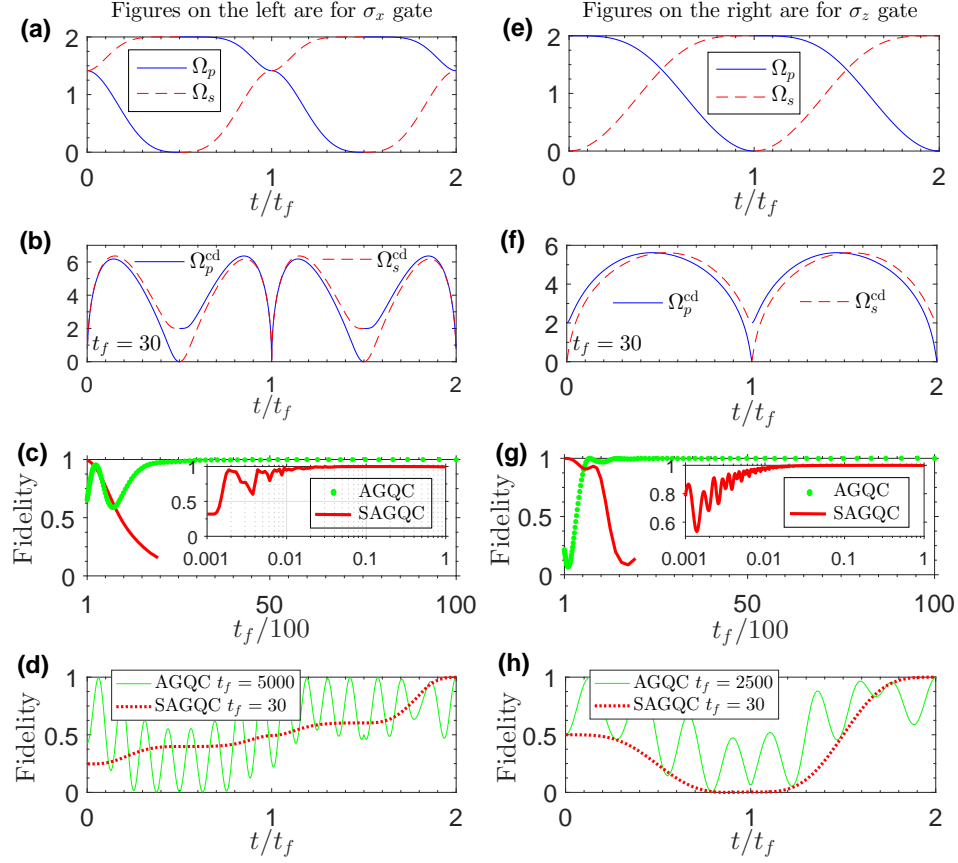


FIG. 2. Numerical demonstration of σ_x gate at large detuning $\Delta \gg \Omega_{p,s}(t)$: (a) Time-dependent Rabi frequencies for the adiabatic σ_x gate; (b) Counterdiabatic Rabi frequencies with $t_f = 30$; (c) Effect of the value of t_f on the final fidelity at the time $T = 2t_f$ for AGQC (green dotted line) or for SAGQC (red solid line); (d) Fidelity trends over time for AGQC (green solid line) with $t_f = 5000$ or for SAGQC (red dotted line) with $t_f = 30$. Numerical demonstration of σ_z gate at large detuning $\Delta \gg \Omega_{p,s}(t)$: (e) Time-dependent Rabi frequencies for the adiabatic σ_z gate; (f) Counterdiabatic Rabi frequencies with $t_f = 30$; (g) Effect of the value of t_f on the final fidelity at the time $T = 2t_f$ for AGQC (green dotted line) or for SAGQC (red solid line); (h) Fidelity trends over time for AGQC (green solid line) with $t_f = 2500$ or for SAGQC (red dotted line) with $t_f = 30$.

Alternatively, the speeded-up adiabatic USQG Eq. (5) in the case of one-photon resonance can be implemented by inverse engineering. We know that the double paths in Eq. (3) do not satisfy the Schrödinger equation based on $H_{\Phi-e}$ Eq. (2) without the adiabatic evolution, so the procedure Eq. (6) can not be followed. In order to implement speeded-up adiabatic USQG Eq. (5), one can inversely engineer a Hamiltonian H_{en} replacing $H_{\Phi-e}$ to make the double paths satisfy $i\hbar\partial_t|\lambda_{\pm}(t)\rangle = H_{\text{en}}|\lambda_{\pm}(t)\rangle$. The form of H_{en} can be chosen easily

$$H_{\text{en}} = i[|\partial_t\lambda_+(t)\rangle\langle\lambda_+(t)| + |\partial_t\lambda_-(t)\rangle\langle\lambda_-(t)|]. \quad (20)$$

Substituting Eq. (3) into Eq. (20), we find H_{en} happens to be H_{cd} in Eq. (7) that is Eq. (19) back to the three-level system (omitting the global phase factor i). Therefore, the one-photon-resonance Hamiltonian H_0^{cd} in Eq. (19) could govern exactly the system to follow the procedure Eq. (6) so as to implement speeded-up adiabatic USQG Eq. (5).

In a word, the proposal of speeded-up adiabatic USQG

in a one-photon-resonance three-level system is proposed. Numerical demonstration for this case is exactly the same as that for the case of the time-dependent detuning (see Fig. 1) with the parameters in table I.

III. NONTRIVIAL TWO-QUBIT GATES (NTQG)

As for the implementation of speeded-up adiabatic NTQG, we still use the method of counterdiabatic driving in three-level systems including three cases, i.e., time-dependent detuning, large detuning and one-photon resonance. Consider a modeled qubit-resonator system, and the schematic sketch of the model and level configurations of the two qubits involving related transitions are shown in Figs. 3(a) and (b), respectively. In a concrete physical implementation, the model could be an atom-cavity system with two atoms being confined in a single-mode optical microcavity [53], a circuit-QED system with

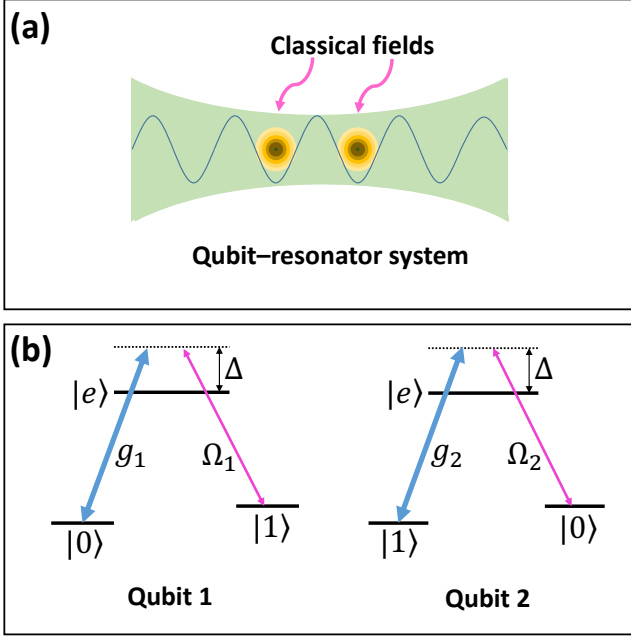


FIG. 3. (a) The schematic sketch of the qubit-resonator system. Two external classical fields are imposed on two qubits coupled to a single-mode resonator, respectively. (b) Level configurations of the two qubits and the related transitions. The two qubits both possess one high-energy and two lower-energy levels. Binary digits are encoded on the two stable lower-energy levels of the two qubits, antisymmetrically. Transitions $|0\rangle \leftrightarrow |e\rangle$ of Qubit 1 and $|1\rangle \leftrightarrow |e\rangle$ of Qubit 2 are coupled to the mode of the resonator with coupling constants g_1 and g_2 , respectively. Transitions $|1\rangle \leftrightarrow |e\rangle$ of Qubit 1 and $|0\rangle \leftrightarrow |e\rangle$ of Qubit 2 are driven by the external classical fields with time-dependent Rabi frequencies $\Omega_1(t)$ and $\Omega_2(t)$, respectively. All the four transitions are with the same intermediate-level detuning Δ .

two superconducting qubits being coupled capacitively to a superconducting resonator [27], or an ion-trap system with two trapped ions interacting with a single vibrational mode [23], etc. Within the rotating wave approximation, the interaction Hamiltonian of the qubit-resonator system is ($\hbar = 1$):

$$\begin{aligned} H_1 &= H_{\text{qr}} + H_{\Omega} + H_{\Delta}, \\ H_{\text{qr}} &= g_1|0\rangle_1\langle e|a + g_2|1\rangle_2\langle e|a + \text{H.c.}, \\ H_{\Omega} &= \frac{\Omega_1(t)}{2}|1\rangle_1\langle e| + \frac{\Omega_2(t)}{2}|0\rangle_2\langle e| + \text{H.c.}, \\ H_{\Delta} &= - \sum_{j=1,2} \Delta|e\rangle_j\langle e|. \end{aligned} \quad (21)$$

Here, for convenience, we ignore the phase factors of $\Omega_{1,2}(t)$ for the time being. H_{qr} and H_{Ω} denote the qubit-resonator interaction and qubit-classical-field interaction, respectively. H_{Δ} means that all the interactions are with the same detuning Δ . a is the annihilation operator of the quantum-field mode in the resonator. We set a ket $|n\rangle_r$ ($n = 0, 1, 2, \dots$) to mark the quantum-number state

of the resonator, and the resonator is in $|0\rangle_r$ initially.

As for quantum computation, the initial state of the qubit-resonator system is expanded by four states

$$\begin{aligned} |\phi_1\rangle &\equiv |0\rangle_1|1\rangle_2|0\rangle_r, & |\phi_2\rangle &\equiv |0\rangle_1|0\rangle_2|0\rangle_r, \\ |\phi_6\rangle &\equiv |1\rangle_1|1\rangle_2|0\rangle_r, & |\phi_7\rangle &\equiv |1\rangle_1|0\rangle_2|0\rangle_r. \end{aligned} \quad (22)$$

After introducing the condition $g_{1,2} \gg \Omega_{1,2}(t)$, the evolution of the qubit-resonator system is banned for the initial states $|\phi_1\rangle$ and $|\phi_7\rangle$. For the initial states $|\phi_2\rangle$ or $|\phi_6\rangle$, the Hamiltonian (21) can be simplified into the following effective three-level Hamiltonian in the subspace $\{|\phi_2\rangle, |\Psi_0\rangle, |\phi_6\rangle\}$ (see Appendix for details)

$$H_I^{\text{eff}} = \frac{\hbar}{2} \begin{bmatrix} 0 & \Omega_p(t) & 0 \\ \Omega_p(t)^* & -2\Delta & \Omega_s(t)^* \\ 0 & \Omega_s(t) & 0 \end{bmatrix}, \quad (23)$$

in which $\Omega_p(t) \equiv g_1\Omega_2(t)/2G$, $\Omega_s(t) \equiv -g_2\Omega_1(t)/2G$, and $|\Psi_0\rangle$ is defined in table IV. Here the phase factors of $\Omega_{1,2}(t)$ has been in consideration. The effective Hamiltonian (23) is of the exactly same form as the Hamiltonian (1). Naturally, by following the identical process of implementing speeded-up adiabatic single-qubit geometric gates in the section II, the below two-qubit geometric gates in the computation space $\{|0\rangle_1|1\rangle_2, |0\rangle_1|0\rangle_2, |1\rangle_1|1\rangle_2, |1\rangle_1|0\rangle_2\}$ could be implemented

$$U_2 = \begin{bmatrix} 1 & 0 & 0 & 0 \\ 0 & \cos^2 \eta + e^{i\gamma\Phi} \sin^2 \eta & \cos \eta \sin \eta (e^{i\gamma\Phi} - 1) & 0 \\ 0 & \cos \eta \sin \eta (e^{i\gamma\Phi} - 1) & e^{i\gamma\Phi} \cos^2 \eta + \sin^2 \eta & 0 \\ 0 & 0 & 0 & 1 \end{bmatrix} \quad (24)$$

for the cases of time-dependent detuning $\Delta = \Delta(t)$ and one-photon resonance $\Delta = 0$;

$$U'_2 = \begin{bmatrix} 1 & 0 & 0 & 0 \\ 0 & \cos \tilde{\Gamma} + i \cos \tilde{\Theta} \sin \tilde{\Gamma} & i \sin \tilde{\Theta} \sin \tilde{\Gamma} & 0 \\ 0 & i \sin \tilde{\Theta} \sin \tilde{\Gamma} & \cos \tilde{\Gamma} - i \cos \tilde{\Theta} \sin \tilde{\Gamma} & 0 \\ 0 & 0 & 0 & 1 \end{bmatrix} \quad (25)$$

for the case of large detuning. Both U_2 and U'_2 are adequate to implement NTQG.

In Fig. 4, we show the numerical demonstration of the effectiveness for constructing the speeded-up adiabatic NTQG (24) [Figs. 4(a) and (b)] and (25) [Figs. 4(c) and (d)]. The fidelity of the NTQG is defined as $F(t) = |\langle \Psi_{U_2} | \Psi(t) \rangle|^2$, where $|\Psi(t)\rangle$ is the state of the qubit-resonator system governed by the Schrödinger equation based on the Hamiltonian (21). The initial state is $|\Psi(0)\rangle = \sin \alpha_1 |\phi_1\rangle + \cos \alpha_1 [e^{i\alpha_4} \sin \alpha_2 |\phi_2\rangle + \cos \alpha_2 (e^{i\alpha_5} \sin \alpha_3 |\phi_6\rangle + e^{i\alpha_6} \cos \alpha_3 |\phi_7\rangle)]$ with $\alpha_1 = \alpha_6 = \pi/8$, $\alpha_2 = \alpha_5 = \pi/4$ and $\alpha_3 = \alpha_4 = 3\pi/8$, without loss of generality. $|\Psi_{U_2}\rangle$ is the target state after executing the NTQG U_2 or U'_2 on $|\Psi(0)\rangle$.

In order to ensure the condition $g_{1,2} \gg \Omega_{1,2}(t)$, we pick $g_1 = g_2 = 50$ for all the three cases. It is worth noting that the parameters in table III for single-qubit

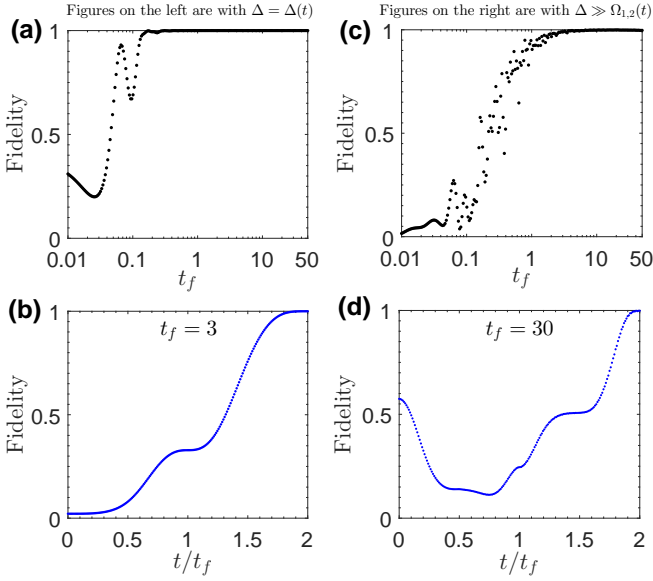


FIG. 4. Numerical demonstration of the speeded-up adiabatic NTQG (24) at time-dependent detuning $\Delta = \Delta(t)$ with the parameters in table I ($\eta = \pi/2$) and $g_1 = g_2 = 50$: (a) Effect of the value of t_f on the final fidelity at the time $T = 2t_f$; (b) Fidelity trends over time with $t_f = 30$. Numerical demonstration of the speeded-up adiabatic NTQG (25) at large detuning $\Delta = \Omega_{1,2}(t)$ with the parameters in table II and $g_1 = g_2 = 50$: (c) Effect of the value of t_f on the final fidelity at the time $T = 2t_f$; (d) Fidelity trends over time with $t_f = 30$.

σ_z gate (containing global phase) at large detuning can not be used for U'_2 (25), because it corresponds to a trivial two-qubit gate. While those in table II can be used for U'_2 in that it corresponds to a nontrivial two-qubit gate. Comparing Fig. 4(a) with (c), we know that a shorter operation time is required at time-dependent detuning than that at large detuning to make the fidelity up to unity. It is because that only one limiting condition $g_{1,2} \gg \Omega_{1,2}(t)$ at time-dependent detuning but two conditions $g_{1,2} \gg \Omega_{1,2}(t)$ and $\Delta \gg \Omega_{p,s}^{\text{cd}}(t)$ at large detuning need to be met. By the way, while the condition $\Omega_{\text{eff}}^{\text{cd}}(t) \gg \Delta_{\text{eff}}(t)$ is also needed for the case of large detuning, it does not affect the required smallest t_f but the largest, and Figs. 4(a) with (c) are both within it. For a near-unity fidelity, the case of large detuning needs a longer operation time than the case of time-dependent detuning, as shown in Figs. 4(b) and (d). Anyhow Fig. 4 shows the effectiveness of constructing speeded-up adiabatic NTQG at time-dependent detuning and large detuning. As a matter of fact, the case of one-photon resonance gives the same results as that of time-dependent detuning due to their equivalence property.

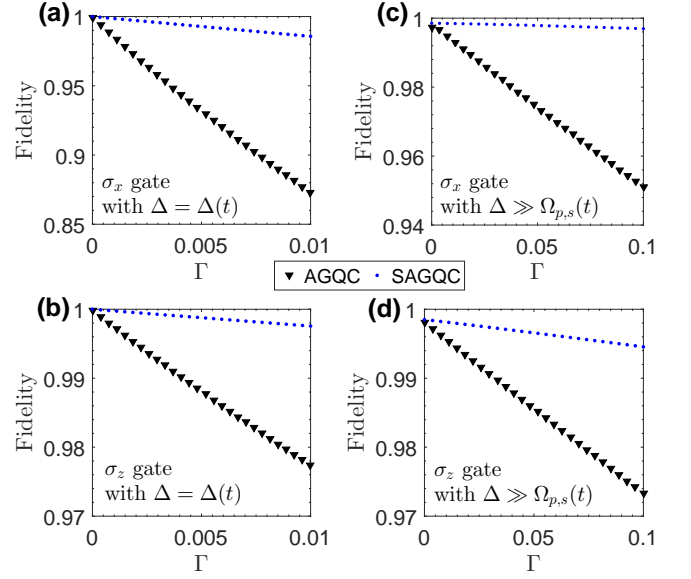


FIG. 5. Effect of the decay of the higher-energy level on the final fidelity for implementing USQG. The definition of fidelity is the same as that in Fig. 2. (a) and (b) Adiabatic implementation with $t_f = 30$ and speeded-up adiabatic implementation of USQG in Eq. (5) with $t_f = 3$, parameters in table I; (c) Adiabatic implementation with $t_f = 5000$ and speeded-up adiabatic implementation of USQG in Eq. (14) with $t_f = 30$, parameters in table II; (d) Adiabatic implementation with $t_f = 2500$ and speeded-up adiabatic implementation of USQG in Eq. (14) with $t_f = 30$, parameters in table III.

IV. ROBUSTNESS AGAINST DECAY OF THE SYSTEM

In this section, we consider the effect of the decay of the system on the final fidelity to investigate the robustness of the proposals for implementing SAGQC. Taking the the decay of the system into account, the evolution of the system is dominated by the master equation under Markovian approximation

$$\dot{\rho}(t) = -\frac{i}{\hbar}[\mathcal{H}, \rho(t)] + \sum_l [\mathcal{L}_l \rho(t) \mathcal{L}_l^\dagger - \frac{1}{2}(\mathcal{L}_l^\dagger \mathcal{L}_l \rho(t) + \rho(t) \mathcal{L}_l^\dagger \mathcal{L}_l)], \quad (26)$$

with $\rho(t)$ denoting the density operator of the system, \mathcal{H} the Hamiltonian (1) of the three-level system for USQG or (21) of the qubit-resonator system for NTQG, and l the number of Lindblad operators governing the decay of the system. For the Hamiltonian (1), two Lindblad operators governing the decay of the three-level system (i.e., the decay of the higher-energy level $|e\rangle$) are considered: $\mathcal{L}_1 = \sqrt{\Gamma_0}|0\rangle\langle e|$ and $\mathcal{L}_2 = \sqrt{\Gamma_1}|1\rangle\langle e|$, in which Γ_m ($m = 0, 1$) is the decay rate from $|e\rangle$ to $|m\rangle$. For the Hamiltonian (21), there are 5 Lindblad operators governing the decay of the qubit-resonator system: $\mathcal{L}_1 = \sqrt{\Gamma_{1,0}}|0\rangle_1\langle e|$, $\mathcal{L}_2 = \sqrt{\Gamma_{1,1}}|1\rangle_1\langle e|$,

$\mathcal{L}_3 = \sqrt{\Gamma_{2,0}}|0\rangle_2\langle e|$, $\mathcal{L}_4 = \sqrt{\Gamma_{2,1}}|1\rangle_2\langle e|$ and $\mathcal{L}_5 = \sqrt{\kappa}a$, in which $\Gamma_{n,m}$ ($n = 1, 2$) is the decay rate of Qubit n from $|e\rangle$ to $|m\rangle$, and κ the decay rate of the resonator. For simplicity, we set $\Gamma_m = \Gamma_{n,m} = \Gamma/2$ with Γ being the total decay rate of a single qubit.

In Fig. 5, we plot the effect of the decay of the higher-energy level on the final fidelity to show the robustness of the proposals of implementing USQG. Apparently, with the increase of the decay rate, the final fidelity decreases linearly, with different ratios for different gates (σ_x or σ_z) and different cases (time-dependent detuning or large detuning). On one hand, with a fixed decay rate, in each subfigure the damage of the decay to the final fidelity of the adiabatic case is greater than that of the speeded-up adiabatic case for implementing USQG, besides the larger the decay rate, the greater the difference. The reason is that the adiabatic implementation of USQG requires longer operation time than the speeded-up case, which will definitely accumulate more decoherence induced by the decay and then lead to more damage to the final fidelity. On the other hand, contrasting the two cases, the damage of the decay to the final fidelity in the case of large detuning is significantly weaker than that in the case of time-dependent detuning, though the implementation of USQG in the case of large detuning requires longer operation time. It is because that in the case of large detuning, the state $|e\rangle$ is populated little [the premise of the two-level effective Hamiltonian (10)], while in the case of time-dependent detuning the state $|e\rangle$ plays an important role [see Eqs. (2) and (6)] for the implementation of USQG in Eq. (5), which certainly will provide an environment where the decay could work well and then cause more damage to the final fidelity.

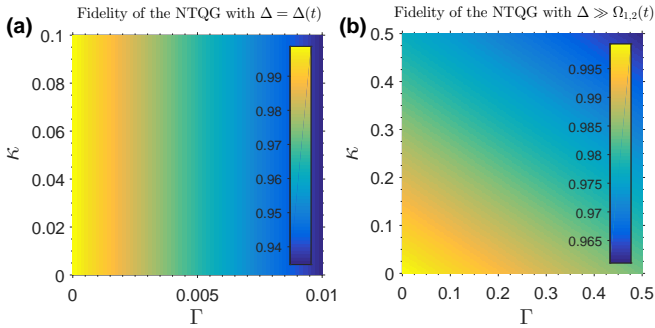


FIG. 6. Effect of the decay of the qubit-resonator system on the final fidelity for implementing NTQG. The definition of fidelity is the same as that in Fig. 4. (a) Speeded-up adiabatic implementation of NTQG in Eq. (24), parameters same as Fig. 4(b); (b) Speeded-up adiabatic implementation of NTQG in Eq. (25), parameters same as Fig. 4(d).

The effect of the decay of the qubit-resonator system on the final fidelity for implementing speeded-up adiabatic NTQG is shown in Fig. 6. During the implementation of the speeded-up adiabatic NTQG, we consider the condition $g_{1,2} \gg \Omega_{1,2}(t)$ that enables the effective three-level Hamiltonian (23). In fact, the con-

dition $g_{1,2} \gg \Omega_{1,2}(t)$ makes the nonzero-number states of the resonator excluded in the evolution of the qubit-resonator system (see the definitions of the states $|\phi_1\rangle$, $|\phi_2\rangle$, $|\Psi_0\rangle$, $|\phi_6\rangle$ and $|\phi_7\rangle$). Because the decay of the resonator comes from its nonzero-number states, the decay of the resonator is bound to affect little the final fidelity of implementing speeded-up adiabatic NTQG, which can be clearly demonstrated in Fig. 6(a). In Fig. 6(a) corresponding to the case of time-dependent detuning, the damage of the decay of the resonator to the final fidelity is invisible under the contrast with that of the decay of the two qubits. While in Fig. 6(b) corresponding to the case of large detuning, because the decay of the two qubits affects little the final fidelity yet, the damage of the decay of the resonator and that of the two qubits to the final fidelity are roughly equivalent and both slight.

According to the discussion above, we could conclude that in each case (time-dependent detuning or large detuning), the implementation of SAGQC could not only shorten the operation time but also cut down the destructive effect of the decay of the system on the final fidelity. On the other hand, the destructive effect of the decay on the final fidelity in the case of time-dependent detuning is a little bit significant relatively, while that in the case of large detuning is slight. By the way, the robustness against the decay of the system in the unmentioned case of one-photon resonance is the same as that in the case of time-dependent detuning.

V. CONCLUSION

In conclusion, three coupling cases, i.e., time-dependent intermediate-level detuning, large intermediate-level detuning and one-photon resonance coupling are considered, respectively, to implement the universal SAGQC via counterdiabatic driving in Λ -type three-level system.

Different from other methods of STA, the counterdiabatic driving method makes the scheme has the following superiorities: (i) the property that the counterdiabatic Hamiltonian H_{cd} alone instead of $H_0 + H_{cd}$ is enough to speed up adiabatic evolution helps implement the universal SAGQC in the case of large detuning. (ii) this property even enables the implementation of the universal SAGQC in the case of one-photon resonance. Besides, the shortcoming of counterdiabatic driving is overcome in that no additional inaccessible coupling between two ground states is introduced but only the initial classical-field pulse shapes and phases are modified.

The discussion about the robustness against decay of the system is given. On one hand, the implementation of SAGQC is more robust than that of AGQC. On the other hand, the robustness in the case of large detuning is stronger than that in the cases of time-dependent detuning and one-photon resonance while at the cost of longer operation time. The work enriches the investigations of the universal geometric quantum computation in

TABLE IV. Eigenvalues and eigenstates of the qubit-resonator interaction Hamiltonian H_{qr} . Here we define $G = \sqrt{g_1^2 + g_2^2}$.

Eigenvalue	Eigenstate
0	$\{ \phi_2\rangle\}, \{ \phi_6\rangle\}, \{ \Psi_0\rangle \equiv (g_1 \phi_3\rangle - g_2 \phi_5\rangle)/G\}$
$\pm G$	$\{ \Psi_{\pm}\rangle \equiv (g_2 \phi_3\rangle \pm G \phi_4\rangle + g_1 \phi_5\rangle)/\sqrt{2}G\}$

Λ -type three-level configuration, and may be used in the experiment of quantum computation in the future.

APPENDIX: DERIVATION OF THE EFFECTIVE HAMILTONIAN (23)

Obviously, the evolution of the qubit-resonator system is banned when the initial state is $|\phi_1\rangle = |0\rangle_1|1\rangle_2|0\rangle_r$, because $|\phi_1\rangle$ is decoupled to the Hmailtonian (21).

When the initial state is $|\phi_2\rangle = |0\rangle_1|0\rangle_2|0\rangle_r$ or $|\phi_6\rangle = |1\rangle_1|1\rangle_2|0\rangle_r$, the qubit-resonator system will evolve in the following Hilbert subspace

$$\begin{aligned} |\phi_2\rangle &= |0\rangle_1|0\rangle_2|0\rangle_r, & |\phi_3\rangle &= |0\rangle_1|e\rangle_2|0\rangle_r, \\ |\phi_4\rangle &= |0\rangle_1|1\rangle_2|1\rangle_r, & |\phi_5\rangle &= |e\rangle_1|1\rangle_2|0\rangle_r, \\ |\phi_6\rangle &= |1\rangle_1|1\rangle_2|0\rangle_r. \end{aligned} \quad (\text{A1})$$

With the basis states in Eq. (A1), the eigenvalues and eigenstates of the qubit-resonator interaction Hamiltonian H_{qr} can be calculated out and then listed in table IV. Now with the eigenstates of H_{qr} being the basis states, the qubit-resonator interaction Hamiltonian in diagonalization represented by its eigenstates becomes $H'_{\text{qr}} = G(|\Psi_+\rangle\langle\Psi_+| - |\Psi_-\rangle\langle\Psi_-|)$. The Hamiltonian (21) becomes

$$\begin{aligned} H'_I &= H'_{\text{qr}} + H'_\Omega + H'_\Delta, \\ H'_\Omega &= \frac{\Omega_2(t)}{2G}|\phi_2\rangle[g_1\langle\Psi_0| + \frac{g_2}{\sqrt{2}}(\langle\Psi_+| + \langle\Psi_-|)] + \frac{\Omega_1(t)}{2G} \\ &\quad \times [\frac{g_1}{\sqrt{2}}(|\Psi_+\rangle + |\Psi_-\rangle) - g_2|\Psi_0\rangle]\langle\phi_6| + \text{H.c.}, \\ H'_\Delta &= -\Delta[|\Psi_0\rangle\langle\Psi_0| + \frac{1}{2}(|\Psi_+\rangle + |\Psi_-\rangle)(\langle\Psi_+| + \langle\Psi_-|)]. \end{aligned} \quad (\text{A2})$$

Through the unitary transformation $\exp(-iH'_{\text{qr}}t)$, all transitions involving nonzero-eigenvalue eigenstates $|\Psi_{\pm}\rangle$ are of high-frequency oscillations by considering the condition $g_{1,2} \gg \Omega_{1,2}(t)$. Therefore, after neglecting high-frequency oscillation terms, we could obtain an effective Hamiltonian solely involving the zero-eigenvalue eigenstates of H_{qr}

$$\begin{aligned} H'_{\text{eff}} &= [\frac{g_1\Omega_2(t)}{2G}|\phi_2\rangle\langle\Psi_0| - \frac{g_2\Omega_1(t)}{2G}|\phi_6\rangle\langle\Psi_0| + \text{H.c.}] \\ &\quad - \Delta|\Psi_0\rangle\langle\Psi_0|. \end{aligned} \quad (\text{A3})$$

When the initial state is $|\phi_7\rangle = |1\rangle_1|0\rangle_2|0\rangle_r$ the qubit-resonator system will evolve in the following Hilbert subspace

$$\begin{aligned} |\phi_7\rangle &= |1\rangle_1|0\rangle_2|0\rangle_r, & |\phi_8\rangle &= |e\rangle_1|0\rangle_2|0\rangle_r, \\ |\phi_9\rangle &= |1\rangle_1|e\rangle_2|0\rangle_r, & |\phi_{10}\rangle &= |0\rangle_1|0\rangle_2|1\rangle_r, \\ |\phi_{11}\rangle &= |e\rangle_1|e\rangle_2|0\rangle_r, & |\phi_{12}\rangle &= |1\rangle_1|1\rangle_2|1\rangle_r, \\ |\phi_{13}\rangle &= |0\rangle_1|e\rangle_2|1\rangle_r, & |\phi_{14}\rangle &= |e\rangle_1|1\rangle_2|1\rangle_r, \\ |\phi_{15}\rangle &= |0\rangle_1|1\rangle_2|2\rangle_r. \end{aligned} \quad (\text{A4})$$

Similar to the case of the initial state being $|\phi_2\rangle$ or $|\phi_6\rangle$, consider the condition $g_{1,2} \gg \Omega_{1,2}(t)$, and then the Hamiltonian (21) could be simplified into an effective Hamiltonian only involving zero-eigenvalue eigenstates of H_{qr} . In the case of the initial state being $|\phi_7\rangle$, $|\phi_7\rangle$ is the unique zero-eigenvalue eigenstate of H_{qr} . Therefore, we can say that the evolution of the qubit-resonator system with $|\phi_7\rangle$ being the initial state is banned.

ACKNOWLEDGEMENTS

This work was supported by China Postdoctoral Science Foundation under Grant No. 2018T110735 and National Natural Science Foundation of China under No. 11804308.

-
- [1] P. W. Shor, Polynomial-time algorithms for prime factorization and discrete logarithms on a quantum computer, SIAM J. Comput. **26**, 1484 (1997).
 - [2] L. K. Grover, Quantum mechanics helps in searching for a needle in a haystack, Phys. Rev. Lett. **79**, 325 (1997).
 - [3] R. M. Gingrich, C.-P. Williams, and N. J. Cerf, Generalized quantum search with parallelism, Phys. Rev. A **61**, 052313 (2000).
 - [4] B. Paredes, F. Verstraete, and J. I. Cirac, Exploiting quantum parallelism to simulate quantum random many-

- body systems, Phys. Rev. Lett. **95**, 140501 (2005).
- [5] G. A. Álvarez, E. P. Danieli, P. R. Levstein, and H. M. Pastawski, Quantum parallelism as a tool for ensemble spin dynamics calculations, Phys. Rev. Lett. **101**, 120503 (2008).
- [6] M. V. Berry, Quantal phase factors accompanying adiabatic changes, Proc. R. Soc. A **392**, 45 (1984).
- [7] F. Wilczek and A. Zee, Appearance of gauge structure in simple dynamical systems, Phys. Rev. Lett. **52**, 2111 (1984).

- [8] P. Zanardi and M. Rasetti, Holonomic quantum computation, *Phys. Lett. A* **264**, 94 (1999).
- [9] S.-L. Zhu and P. Zanardi, Geometric quantum gates that are robust against stochastic control errors, *Phys. Rev. A* **72**, 020301(R) (2005).
- [10] L. A. Wu, P. Zanardi, and D. A. Lidar, Holonomic quantum computation in decoherence-free subspaces, *Phys. Rev. Lett.* **95**, 130501 (2005).
- [11] G. F. Xu, J. Zhang, D. M. Tong, E. Sjöqvist, and L. C. Kwek, Nonadiabatic holonomic quantum computation in decoherence-free subspaces, *Phys. Rev. Lett.* **109**, 170501 (2012).
- [12] S. Berger, M. Pechal, A. A. Abdumalikov, C. Eichler, L. Steffen, A. Fedorov, A. Wallraff, and S. Filipp, Exploring the effect of noise on the Berry phase, *Phys. Rev. A* **87**, 060303(R) (2013).
- [13] A. A. Abdumalikov, Jr., J. M. Fink, K. Juliusson, M. Pechal, S. Berger, A. Wallraff, and S. Filipp, Experimental realization of non-Abelian non-adiabatic geometric gates, *Nature (London)* **496**, 482 (2013).
- [14] T. Wang *et al.*, The experimental realization of high-fidelity ‘shortcut-to-adiabaticity’ quantum gates in a superconducting Xmon qubit, *New J. Phys.* **20**, 065003 (2018).
- [15] Y. Xu, W. Cai, Y. Ma, X. Mu, L. Hu, T. Chen, H. Wang, Y. P. Song, Z.-Y. Xue, Z.-Q. Yin, and L. Sun, Single-loop realization of arbitrary nonadiabatic holonomic single-qubit quantum gates in a superconducting circuit, *Phys. Rev. Lett.* **121**, 110501 (2018).
- [16] T. Yan *et al.*, Experimental realization of non-adiabatic shortcut to non-abelian geometric gates, *arXiv:1804.08142*.
- [17] J. A. Jones, V. Vedral, A. Ekert, and G. Castagnoli, Geometric quantum computation using nuclear magnetic resonance, *Nature (London)* **403**, 869 (2000).
- [18] G. Feng, G. Xu, and G. Long, Experimental realization of nonadiabatic holonomic quantum computation, *Phys. Rev. Lett.* **110**, 190501 (2013).
- [19] S. Arroyo-Camejo, A. Lazarev, S. W. Hell, and G. Balasubramanian, Room temperature high-fidelity holonomic single-qubit gate on a solid-state spin, *Nat. Commun.* **5**, 4870 (2014).
- [20] C. Zu, W.-B. Wang, L. He, W.-G. Zhang, C.-Y. Dai, F. Wang, and L.-M. Duan, Experimental realization of universal geometric quantum gates with solid-state spins, *Nature (London)* **514**, 72 (2014).
- [21] B. B. Zhou, P. C. Jerger, V. O. Shkolnikov, F. J. Heremans, G. Burkard, and D. D. Awschalom, Holonomic quantum control by coherent optical excitation in diamond, *Phys. Rev. Lett.* **119**, 140503 (2017).
- [22] F. Kleißler, A. Lazarev, and S. Arroyo-Camejo, Universal, high-fidelity quantum gates based on superadiabatic, geometric phases on a solid-state spin-qubit at room temperature, *npj Quantum Information*, **4**, 49 (2018).
- [23] L.-M. Duan, J. I. Cirac, and P. Zoller, Geometric manipulation of trapped ions for quantum computation, *Science* **292**, 1695 (2001).
- [24] E. Sjöqvist, D. M. Tong, L. M. Andersson, B. Hessmo, M. Johansson, and K. Singh, Non-adiabatic holonomic quantum computation, *New J. Phys.* **14**, 103035 (2012).
- [25] Z.-T. Liang, Y.-X. Du, W. Huang, Z.-Y. Xue, and H. Yan, Nonadiabatic holonomic quantum computation in decoherence-free subspaces with trapped ions, *Phys. Rev. A* **89**, 062312 (2014).
- [26] G. F. Xu, C. L. Liu, P. Z. Zhao, and D. M. Tong, Nonadiabatic holonomic gates realized by a single-shot implementation, *Phys. Rev. A* **92**, 052302 (2015).
- [27] Z.-Y. Xue, F.-L. Gu, Z.-P. Hong, Z.-H. Yang, D.-W. Zhang, Y. Hu, and J. Q. You, Nonadiabatic holonomic quantum computation with dressed-state qubits, *Phys. Rev. Appl.* **7**, 054022 (2017).
- [28] P. Z. Zhao, X. Wu, T. H. Xing, G. F. Xu, and D. M. Tong, Nonadiabatic holonomic quantum computation with Rydberg superatoms, *Phys. Rev. A* **98**, 032313 (2018).
- [29] J. T. Thomas, M. Lababidi, and M. Tian, Robustness of single-qubit geometric gate against systematic error, *Phys. Rev. A* **84**, 042335 (2011); M. Johansson, E. Sjöqvist, L. M. Andersson, M. Ericsson, B. Hessmo, K. Singh, and D. M. Tong, Robustness of nonadiabatic holonomic gates, *ibid.* **86**, 062322 (2012); S.-B. Zheng, C.-P. Yang, and F. Nori, Comparison of the sensitivity to systematic errors between nonadiabatic non-Abelian geometric gates and their dynamical counterparts, *ibid.* **87**, 032326 (2016); J. Jing, C.-H. Lam, and L.-A. Wu, Non-Abelian holonomic transformation in the presence of classical noise, *ibid.* **95**, 012334 (2017).
- [30] M. V. Berry, Transitionless quantum driving, *J. Phys. A* **42**, 365303 (2009).
- [31] X. Chen, I. Lizuain, A. Ruschhaupt, D. Guéry-Odelin, and J. G. Muga, Shortcut to adiabatic passage in two- and three-level atoms, *Phys. Rev. Lett.* **105**, 123003 (2010).
- [32] E. Torrontegui, S. Ibáñez, S. Martínez-Garaot, M. Modugno, A. del Campo, D. Guéry-Odelin, A. Ruschhaupt, X. Chen, and J. G. Muga, Shortcuts to adiabaticity, *Adv. At. Mol. Opt. Phys.* **62**, 117 (2013).
- [33] H. R. Lewis and W. B. Riesenfeld, An exact quantum theory of the time-dependent harmonic oscillator and of a charged particle in a time-dependent electromagnetic field, *J. Math. Phys.* **10**, 1458 (1969).
- [34] X. Chen, E. Torrontegui, and J. G. Muga, Lewis-Riesenfeld invariants and transitionless quantum driving, *Phys. Rev. A* **83**, 062116 (2011); X. Chen and J. G. Muga, Engineering of fast population transfer in three-level systems, *ibid.* **86**, 033405 (2012).
- [35] J. G. Muga, X. Chen, S. Ibáñez, I. Lizuain, and A. Ruschhaupt, Transitionless quantum drivings for the harmonic oscillator, *J. Phys. B* **43**, 085509 (2010).
- [36] M. V. Berry, Quantum phase corrections from adiabatic iteration, *Proc. R. Soc. A* **414**, 31 (1987).
- [37] S. Ibáñez, X. Chen, E. Torrontegui, J. G. Muga, and A. Ruschhaupt, Multiple Schrödinger pictures and dynamics in shortcuts to adiabaticity, *Phys. Rev. Lett.* **109**, 100403 (2012); S. Ibáñez, X. Chen, and J. G. Muga, Improving shortcuts to adiabaticity by iterative interaction pictures, *Phys. Rev. A* **87**, 043402 (2013).
- [38] X.-K. Song, Q. Ai, J. Qiu, and F.-G. Deng, Physically feasible three-level transitionless quantum driving with multiple Schrödinger dynamics, *Phys. Rev. A* **93**, 052324 (2016).
- [39] A. Baksic, H. Ribeiro, and A. A. Clerk, Speeding up adiabatic quantum state transfer by using dressed states, *Phys. Rev. Lett.* **116**, 230503 (2016).
- [40] Y.-H. Kang, Y.-H. Chen, Q.-C. Wu, B.-H. Huang, Y. Xia, and J. Song, Reverse engineering of a Hamiltonian by designing the evolution operators, *Sci. Rep.* **6**, 30151 (2016).

- [41] J.-L. Wu, X. Ji, and S. Zhang, Shortcut to adiabatic passage in a three-level system via a chosen path and its application in a complicated system, *Opt. Express* **25**, 21084 (2017).
- [42] T. Opatrný and K. Mølmer, Partial suppression of nonadiabatic transitions, *New J. Phys.* **16**, 015025 (2014).
- [43] Y.-H. Chen, Y. Xia, Q.-C. Wu, B.-H. Huang, and J. Song, Method for constructing shortcuts to adiabaticity by a substitute of counterdiabatic driving terms, *Phys. Rev. A* **93**, 052109 (2016); Y.-H. Chen, Z.-C. Shi, J. Song, Y. Xia, and S.-B. Zheng, Optimal shortcut approach based on an easily obtained intermediate Hamiltonian, *ibid.* **95**, 062319 (2017).
- [44] Y.-C. Li, D. Martínez-Cercós, S. Martínez-Garaot, X. Chen, and J. G. Muga, Hamiltonian design to prepare arbitrary states of four-level systems, *Phys. Rev. A* **97**, 013830 (2018).
- [45] M. G. Bason, M. Viteau, N. Malossi, P. Huillery, E. Arimondo, D. Ciampini, R. Fazio, V. Giovannetti, R. Mannella, and O. Morsch, High-fidelity quantum driving, *Nat. Phys.* **8**, 147 (2012).
- [46] J. Zhang, J. H. Shim, I. Niemeyer, T. Taniguchi, T. Teraji, H. Abe, S. Onoda, T. Yamamoto, T. Ohshima, J. Isoya, and D. Suter, Experimental implementation of assisted quantum adiabatic passage in a single spin, *Phys. Rev. Lett.* **110**, 240501 (2013).
- [47] B. B. Zhou, A. Baksic, H. Ribeiro, C. G. Yale, F. J. Heremans, P. C. Jerger, A. Auer, G. Burkard, A. A. Clerk, and D. D. Awschalom, Accelerated quantum control using superadiabatic dynamics in a solid-state lambda system, *Nat. Phys.* **13**, 330 (2017).
- [48] Y.-X. Du, Z.-T. Liang, Y.-C. Li, X.-X. Yue, Q.-X. Lv, W. Huang, X. Chen, H. Yan, and S.-L. Zhu, Experimental realization of stimulated Raman shortcut-to-adiabatic passage with cold atoms, *Nat. Commun.* **7**, 12479 (2016).
- [49] J. Zhang, T. H. Kyaw, D. M. Tong, E. Sjöqvist, and L. C. Kwek, Fast non-Abelian geometric gates via transitionless quantum driving, *Sci. Rep.* **5**, 18414 (2015).
- [50] P. V. Pyshkin, D.-W. Luo, J. Jing, J. Q. You, and L.-A. Wu, Expedited holonomic quantum computation via net zero-energy-cost control in decoherence-free subspace, *Sci. Rep.* **6**, 37781 (2016).
- [51] X.-K. Song, H. Zhang, Q. Ai, J. Qiu, and F.-G. Deng, Shortcuts to adiabatic holonomic quantum computation in decoherence-free subspace with transitionless quantum driving algorithm, *New J. Phys.* **18**, 023001 (2016).
- [52] Z.-T. Liang, X.-X. Yue, Q.-X. Lv, Y.-X. Du, W. Huang, H. Yan, and S.-L. Zhu, Proposal for implementing universal superadiabatic geometric quantum gates in nitrogen-vacancy centers, *Phys. Rev. A* **93**, 040305(R) (2016).
- [53] B.-J. Liu, Z.-H. Huang, Z.-Y. Xue, and X.-D. Zhang, Superadiabatic holonomic quantum computation in cavity QED, *Phys. Rev. A* **95**, 062308 (2017).
- [54] A. Ruschhaupt, X. Chen, D. Alonso, and J. G. Muga, Optimally robust shortcuts to population inversion in two-level quantum systems, *New J. Phys.* **14**, 093040 (2012).
- [55] Y.-D. Wang, R. Zhang, X.-B. Yan, and S. Chesi, Optimization of STIRAP-based state transfer under dissipation, *New J. Phys.* **19**, 093016 (2017).
- [56] H. L. Mortensen, J. J. W. H. Sørensen, K. Mølmer, and J. F. Sherson, Fast state transfer in a Λ -system: a shortcut-to-adiabaticity approach to robust and resource optimized control, *New J. Phys.* **20**, 025009 (2018).
- [57] Y.-H. Kang, Y.-H. Chen, Z.-C. Shi, B.-H. Huang, J. Song, and Yan Xia, Nonadiabatic holonomic quantum computation using Rydberg blockade, *Phys. Rev. A* **97**, 042336 (2018).
- [58] B.-J. Liu, X.-K. Song, Z.-Y. Xue, X. Wang, and M.-H. Yung, Plug-and-play approach to non-adiabatic geometric quantum computation, arXiv:1806.07904.
- [59] M. Demirplak and S. A. Rice, Adiabatic population transfer with control fields, *J. Phys. Chem. A* **107**, 9937 (2003); On the consistency, extremal, and global properties of counterdiabatic fields, *J. Chem. Phys.* **129**, 154111 (2008).
- [60] A. del Campo, Shortcuts to adiabaticity by counterdiabatic driving, *Phys. Rev. Lett.* **111**, 100502 (2013).
- [61] K. Bergmann, H. Theuer, and B. Shore, Coherent population transfer among quantum states of atoms and molecules, *Rev. Mod. Phys.* **70**, 1003 (1998); N. V. Vitanov, A. A. Rangelov, B. W. Shore, and K. Bergmann, Stimulated Raman adiabatic passage in physics, chemistry, and beyond, *ibid.* **89**, 015006 (2017).
- [62] T.-Y. Lin, F.-C. Hsiao, Y.-W. Jhang, C. Hu, and S.-Y. Tseng, Mode conversion using optical analogy of shortcut to adiabatic passage in engineered multimode waveguides, *Opt. Express* **20**, 24085 (2012).
- [63] E. Brion, L. H. Pedersen, and K. Mølmer, Adiabatic elimination in a lambda system, *J. Phys. A: Math. Theor.* **40**, 1033 (2007).
- [64] D. F. V. James and J. Jerke, Effective Hamiltonian theory and its applications in quantum information, *Can. J. Phys.* **85**, 625 (2007). W. Shao, C. Wu, and X.-L. Feng, Generalized James' effective Hamiltonian method, *Phys. Rev. A* **95**, 032124 (2017).
- [65] N. V. Vitanov and S. Stenholm, Analytic properties and effective two-level problems in stimulated Raman adiabatic passage, *Phys. Rev. A* **55**, 648 (1997).
- [66] Y.-C. Li and X. Chen, Shortcut to adiabatic population transfer in quantum three-level systems: Effective two-level problems and feasible counterdiabatic driving, *Phys. Rev. A* **94**, 063411 (2016).
- [67] Y.-X. Du, X.-X. Yue, Z.-T. Liang, J.-Z. Li, H. Yan, and S.-L. Zhu, Geometric atom interferometry with shortcuts to adiabaticity, *Phys. Rev. A* **95**, 043608 (2017).
- [68] S.-L. Zhu and Z. D. Wang, Implementation of universal quantum gates based on nonadiabatic geometric phases, *Phys. Rev. Lett.* **89**, 097902 (2002); Universal quantum gates based on a pair of orthogonal cyclic states: Application to NMR systems, *Phys. Rev. A* **67**, 022319 (2003).