

ηn photoproduction and nucleon resonancesJung-Min Suh,^{1,*} Sang-Ho Kim,^{2,3,†} and Hyun-Chul Kim^{1,4,5,‡}¹*Department of Physics, Inha University, Incheon 22212, Republic of Korea*²*Center for Extreme Nuclear Matters (CENuM),**Korea University, Seoul 02841, Republic of Korea*³*Department of Physics, Pukyong National University (PKNU), Busan 48513, Republic of Korea*⁴*Advanced Science Research Center, Japan Atomic Energy Agency, Shirakata, Tokai, Ibaraki, 319-1195, Japan*⁵*School of Physics, Korea Institute for Advanced Study (KIAS), Seoul 02455, Republic of Korea*

(Dated: March 17, 2022)

We present results of a recent work on the reaction mechanism of ηn photoproduction off the neutron in the range of $\sqrt{s} \approx 1.5 - 1.9$ GeV and discuss the role of various nucleon resonances listed in the Particle Data Group (PDG). We make use of an effective Lagrangian approach combining with a Regge method. The total and helicity-dependent cross sections $\sigma_{1/2}$, $\sigma_{3/2}$ are computed and the numerical results are in good agreement with the A2 experimental data.

Keywords: Photoproduction, Effective Lagrangian approach, Nucleon resonances

arXiv:1811.05605v1 [hep-ph] 14 Nov 2018

* E-mail: suhjungmin@inha.edu

† E-mail: sangho_kim@korea.ac.kr

‡ E-mail: hchkim@inha.ac.kr

I. INTRODUCTION

ηn photoproduction is one of the most practical and useful reaction processes to investigate various N^* resonances. More interesting is that the narrow bump-like structure near $\sqrt{s} \sim 1.68$ GeV is seen only at this neutron channel, which was coined as the neutron anomaly [1–8]. A number of theoretical studies have been performed whether this phenomena is due to the existence of the narrow resonance $N(1685, 1/2^+)$ or not. In this talk, we revisit the $\gamma n \rightarrow \eta n$ process, taking account of a total of fifteen N^* resonances given in the PDG and the $N(1685, 1/2^+)$ additionally. All the resonance parameters were extracted from the experimental data on the PDG [9] and quark model predictions [10]. The numerical results show that the $N(1685, 1/2^+)$ is an essential part of describing the ηn photoproduction together with the dominant $N(1535, 1/2^-)$ resonance.

II. FORMALISM

The Feynman diagrams for the $\gamma n \rightarrow \eta n$ reaction are drawn in Fig. 1. As a background contribution, we take into account ρ and ω Reggeon exchanges in the t channel, and N exchanges in both the s and u channels. We can

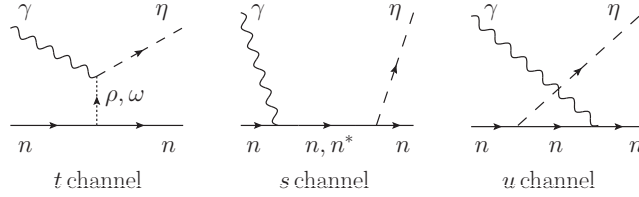


FIG. 1. Feynman diagrams for the $\gamma n \rightarrow \eta n$ reaction.

construct the effective Lagrangians for the photon (meson) and nucleon vertices as follows

$$\begin{aligned}
 \mathcal{L}_{\gamma NN} &= -\bar{N} \left[e_N \gamma_\mu - \frac{e\kappa_N}{2M_N} \sigma_{\mu\nu} \partial^\nu \right] A^\mu N, \\
 \mathcal{L}_{VNN} &= -g_{VNN} \bar{N} \left[\gamma_\mu N - \frac{\kappa_{VNN}}{2M_N} \sigma_{\mu\nu} N \partial^\nu \right] V^\mu + \text{h.c.}, \\
 \mathcal{L}_{\eta NN} &= \frac{g_{\eta NN}}{2M_N} \bar{N} \gamma_\mu \gamma_5 N \partial^\mu \phi_\eta,
 \end{aligned} \tag{1}$$

where the values of coupling constants are fixed to be $\kappa_N = -1.91$ [9], $g_{\rho NN} = 2.6$, $\kappa_{\rho NN} = 3.7$, $g_{\omega NN} = 10.4$, $\kappa_{\omega NN} = 0.41$, $g_{\eta NN} = 6.34$ [11, 12], respectively.

In addition to these Born terms, we include the fifteen N^* resonances [9] and the narrow $N(1685, 1/2^+)$ in the s -channel diagram. We can calculate the corresponding transition amplitudes from the following the effective Lagrangians

$$\begin{aligned}
 \mathcal{L}_{\gamma NN^*}^{1/2^\pm} &= \frac{eh_1}{2M_N} \bar{N} \Gamma^{(\mp)} \sigma_{\mu\nu} \partial^\nu A^\mu N^* + \text{h.c.}, \\
 \mathcal{L}_{\gamma NN^*}^{3/2^\pm} &= -ie \left[\frac{h_1}{2M_N} \bar{N} \Gamma_\nu^{(\pm)} - \frac{ih_2}{(2M_N)^2} \partial_\nu \bar{N} \Gamma^{(\pm)} \right] F^{\mu\nu} N_\mu^* + \text{h.c.}, \\
 \mathcal{L}_{\gamma NN^*}^{5/2^\pm} &= e \left[\frac{h_1}{(2M_N)^2} \bar{N} \Gamma_\nu^{(\mp)} - \frac{ih_2}{(2M_N)^3} \partial_\nu \bar{N} \Gamma^{(\mp)} \right] \partial^\alpha F^{\mu\nu} N_{\mu\alpha}^* + \text{h.c.}, \\
 \mathcal{L}_{\gamma NN^*}^{7/2^\pm} &= ie \left[\frac{h_1}{(2M_N)^3} \bar{N} \Gamma_\nu^{(\pm)} - \frac{ih_2}{(2M_N)^4} \partial_\nu \bar{N} \Gamma^{(\pm)} \right] \partial^\alpha \partial^\beta F^{\mu\nu} N_{\mu\alpha\beta}^* + \text{h.c.},
 \end{aligned} \tag{2}$$

for the electromagnetic interactions and

$$\begin{aligned}
 \mathcal{L}_{\eta NN^*}^{1/2^\pm} &= -ig_{\eta NN^*} \eta \bar{N} \Gamma^{(\pm)} N^* + \text{h.c.}, \\
 \mathcal{L}_{\eta NN^*}^{3/2^\pm} &= \frac{g_{\eta NN^*}}{M_\eta} \partial^\mu \eta \bar{N} \Gamma^{(\mp)} N_\mu^* + \text{h.c.}, \\
 \mathcal{L}_{\eta NN^*}^{5/2^\pm} &= \frac{ig_{\eta NN^*}}{M_\eta^2} \partial^\mu \partial^\nu \eta \bar{N} \Gamma^{(\pm)} N_{\mu\nu}^* + \text{h.c.}, \\
 \mathcal{L}_{\eta NN^*}^{7/2^\pm} &= -\frac{g_{\eta NN^*}}{M_\eta^3} \partial^\mu \partial^\nu \partial^\alpha \eta \bar{N} \Gamma^{(\mp)} N_{\mu\nu\alpha}^* + \text{h.c.},
 \end{aligned} \tag{3}$$

for the strong interactions with the notations

$$\Gamma^{(\pm)} = \begin{pmatrix} \gamma^5 \\ I_{4 \times 4} \end{pmatrix}, \quad \Gamma_\nu^{(\pm)} = \begin{pmatrix} \gamma_\nu \gamma^5 \\ \gamma_\nu \end{pmatrix}. \quad (4)$$

Note that N_μ^* , $N_{\mu\alpha}^*$, and $N_{\mu\alpha\beta}^*$ stand for the Rarita-Schwinger fields of spin-3/2, -5/2, and -7/2, respectively. We refer to Ref. [13] for more details of how the resonance couplings are determined.

III. RESULTS AND DISCUSSION

Figure 2 shows the numerical results of the total cross section with various contributions. The total result describes the A2 data well [6]. The contribution of ρ Reggeon exchange becomes large as W increases. Meanwhile, the four N^* resonances, i.e., $N(1520, 3/2^-)$, $N(1535, 1/2^-)$, $N(1685, 1/2^+)$, and $N(1710, 1/2^+)$ are dominant near threshold region.

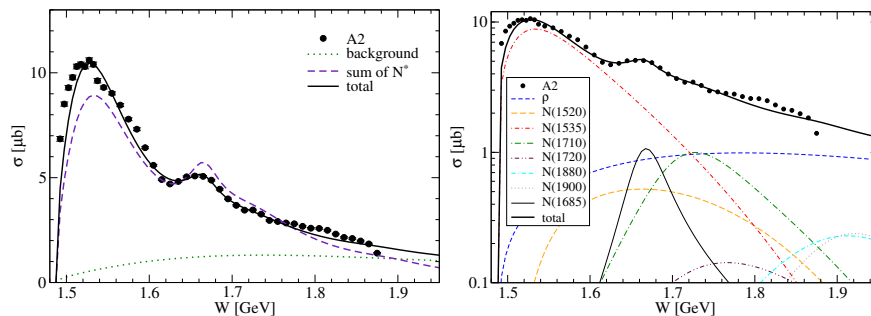


FIG. 2. Total cross section for $\gamma n \rightarrow \eta n$. The circles denote the A2 data [6].

To clarify the role of spin $J = 1/2$ and $J \geq 3/2$ N^* resonances separately, we draw the helicity-dependent cross sections in Fig. 3. Both the $\sigma_{1/2}$ and $\sigma_{3/2}$ are in good agreement with the A2 data [7]. It turns out from the

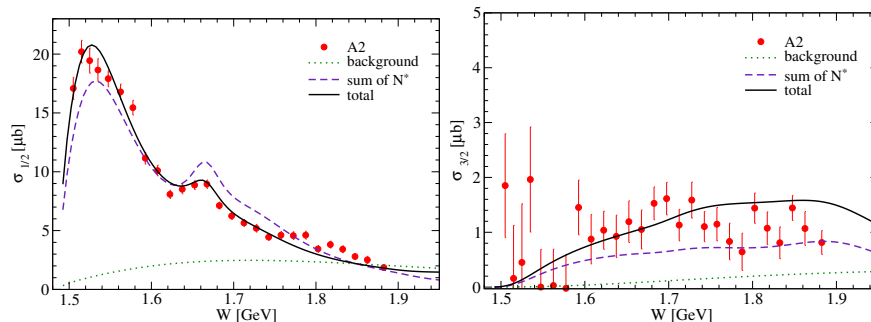


FIG. 3. Helicity-dependent cross sections for $\gamma n \rightarrow \eta n$. The circles denote the A2 data [7].

$\sigma_{1/2}$ that the background term and $N(1535, 1/2^-)$ interfere constructively but destructively with $N(1685, 1/2^+)$ and $N(1710, 1/2^+)$. The N^* resonances with higher spin $J \geq 3/2$ also have certain effects as found from the $\sigma_{3/2}$. The constructive interference effect between the background and higher-spin N^* contributions plays an important role in explaining the data. It implies that the N^* resonances with spin $J = 1/2$ and $J \geq 3/2$ are all correctly treated in the present model. That is, the N^* resonances with spin $J = 3/2$, i.e., $N(1520, 3/2^-)$, $N(1720, 3/2^+)$, and $N(1900, 3/2^+)$ give important contributions to the $\gamma n \rightarrow \eta n$ reaction besides the dominant spin-1/2 N^* resonances $N(1535, 1/2^-)$, $N(1685, 1/2^+)$, and $N(1710, 1/2^+)$.

IV. CONCLUSION AND OUTLOOK

In this talk, we presented a recent investigation of ηn photoproduction, employing an effective Lagrangian approach combining with a Regge model. The total and helicity-dependent cross sections were discussed in comparison with

the A2 data. It was found that the $N(1685, 1/2^+)$ plays a crucial role for the description of the $\gamma n \rightarrow \eta n$ reaction. This present results favor the existence of the narrow $N(1685, 1/2^+)$ together with our recent work on the $\gamma n \rightarrow K^0 \Lambda$ reaction where a clue on the evidence of the $N(1685, 1/2^+)$ was also given [14].

Finally, we want to mention that a detailed analysis on the helicity amplitudes in the partial-wave expansion is required in order to elucidate the existence of the narrow $N^*(1685)$ resonance. The corresponding work is under way.

H.-Ch.K is grateful to M. V. Polyakov for critical comments and criticism. This work was supported by the National Research Foundation of Korea (NRF) grant funded by the Korea government(MSIT) (No. 2018R1A5A1025563).

-
- [1] V. Kuznetsov *et al.* (GRAAL Collaboration), Phys. Lett. B **647**, 23 (2007).
 - [2] I. Jaegle *et al.* (CBELSA and TAPS Collaborations), Phys. Rev. Lett. **100**, 252002 (2008).
 - [3] L. Witthauer *et al.* (CBELSA/TAPS Collaboration), Eur. Phys. J. A **53**, 58 (2017).
 - [4] D. Werthmüller *et al.* (A2 Collaboration), Phys. Rev. Lett. **111**, 232001 (2013).
 - [5] L. Witthauer *et al.* (A2 Collaboration), Eur. Phys. J. A **49**, 154 (2013).
 - [6] D. Werthmüller *et al.* (A2 Collaboration), Phys. Rev. C **90**, 015205 (2014).
 - [7] L. Witthauer *et al.* (A2 Collaboration), Phys. Rev. Lett. **117**, 132502 (2016).
 - [8] L. Witthauer *et al.* (A2 Collaboration), Phys. Rev. C **95**, 055201 (2017).
 - [9] M. Tanabashi *et al.* (Particle Data Group), Phys. Rev. D **98**, 030001 (2018).
 - [10] S. Capstick and W. Roberts, Phys. Rev. D **58**, 074011 (1998).
 - [11] V. G. J. Stoks and Th. A. Rijken, Phys. Rev. C **59**, 3009 (1999); Th. A. Rijken, V. G. J. Stoks, and Y. Yamamoto, *ibid.* **59**, 21 (1999).
 - [12] G. Hohler and E. Pietarinen, Nucl. Phys. B **95**, 210 (1975).
 - [13] J. M. Suh, S. H. Kim and H. C. Kim, arXiv:1810.05056 [hep-ph].
 - [14] S. H. Kim and H.-Ch. Kim, Phys. Lett. B **786**, 156 (2018).