

Quantum Zeno effect and nonclassicality in a PT symmetric system of coupled cavities

Javid Naikoo,^{1,*} Kishore Thapliyal,^{2,3,†} Subhashish Banerjee,^{1,‡} Anirban Pathak^{2,§}

¹Indian Institute of Technology Jodhpur, Jodhpur 342011, India

²Jaypee Institute of Information Technology, A-10, Sector-62, Noida UP-201307, India

³RCPTM, Joint Laboratory of Optics of Palacký University and Institute of Physics of Academy of Science of the Czech Republic, Faculty of Science, Palacký University, 17. listopadu 12, 771 46 Olomouc, Czech Republic

(Dated: March 17, 2022)

The interplay between the nonclassical features and the parity-time (PT) symmetry (or its breaking) is studied here by considering a PT symmetric system consisting of two cavities with gain and loss. The conditions for PT invariance is obtained for this system. The behavior of the average photon number corresponding to the gain and loss modes for different initial states (e.g., vacuum, NOON, coherent, and thermal states) has also been obtained. With the help of the number operators, quantum Zeno and anti-Zeno effects are studied, and the observed behavior is compared in PT symmetric (PTS) and PT symmetry broken (PTSB) regimes. It has been observed that the relative phase of the input coherent fields plays a key role in the occurrence of these effects. Further, some nonclassicality features are witnessed using criteria based on the number operator(s). Specifically, intermodal antibunching, sum and difference squeezing, are investigated for specific input states. It is found that the various nonclassical features, including the observed quantum Zeno and anti-Zeno effects, are suppressed when one goes from PTS to PTSB regime. In other words, the dominance of the loss/gain rate in the field modes over the coupling strength between them diminishes the nonclassical features of the system.

I. INTRODUCTION

The quantum systems are in many ways different from their classical counterparts. The most fundamental distinction is in the way they respond to a measurement or an interaction. The interaction of a quantum system with the measuring device has profound consequences on its subsequent dynamics, and can even suppress the time evolution if the interaction is frequent enough, a phenomenon known as the quantum Zeno effect (QZE) [1]. The QZE has been recently realized in many experiments and its applications have been reported in quantum information [2], avoiding the decoherence [3–5], to sustain the entanglement [6, 7], in the purification of quantum systems [8], to suppress the intermolecular forces [9], and to realize direct counterfactual communication [10]. The converse phenomenon of QZE is referred to as quantum anti-Zeno effect (QAZE) in which the time evolution of the quantum system speeds up when the measurements are frequent enough. The QZE and QAZE have been observed in many systems. For example, in trapped ions and atoms [11, 12], superconducting qubits [13–15], Bose-Einstein condensates [16], nanomechanical oscillators [17], quantum cavity systems [18] and nuclear spin systems [19–21]. In [22–29], the QZE and QAZE have been studied in the context of open quantum systems, too. Another interesting feature of QZE that has been studied in the recent times is the formulation of a joint

strategy by two or more players leading to their emerging as winners, and is broadly referred to as quantum Parrondo's game [30–33].

The quantum Zeno effect is just one nontrivial consequence of the interaction between two quantum systems. There are many more. For example, the interactions between two systems can also lead to the inseparability of their quantum states, entanglement. Various optical/optomechanical systems have also been designed to generate the desired nonclassical states [34] of radiation, thereby bringing the quantum aspects in the table top experiments. Different facets of nonclassicality, characterized by the negative values of Glauber-Sudarshan P function [35, 36], have been extensively investigated in various systems. A set of single mode nonclassical features ([37] and references therein), like sub-Poissonian photon statistics, antibunching, and squeezing of a field, have been reported to be useful in the development of quantum inspired technology [38, 39]. Two field modes may show nonlocal correlations as entanglement [40], steering [41], and Bell nonlocality [42] having applications in secure quantum communication [43, 44]. Various witnesses of quantumness, including the ones mentioned here, have been studied in many systems, viz., cavity and optical systems [45–49], Bose-Einstein condensates [50, 51], optomechanical systems [46, 52], atoms and quantum dots [53, 54], single and interacting qubits [55, 56], and engineered quantum states [57, 58].

Contemporary to the development of quantum optics, has been the emergence of parity-time (PT) symmetric optics, where the notion of PT symmetry is introduced to explain the real spectrum of non-Hermitian Hamiltonians [59, 60]. The interest in this phenomenon has been escalated in the recent times [61–70]. The PT symmet-

*naikoo.1@iitj.ac.in

†tkishore36@yahoo.com

‡subhashish@iitj.ac.in

§anirban.pathak@jiit.ac.in

ric (PTS) Hamiltonian (H) can have a real eigenvalue spectrum despite being non-Hermitian [59]. Specifically, $[H, PT] = 0$ assures the real eigenvalue spectrum of H . For example, $\hat{p}^2 + i\hat{x}^3$ and $\hat{p}^2 - \hat{x}^4$ are not Hermitian but PTS and possess real eigenvalues. In fact, these two Hamiltonians are special cases of the general parametric family of PTS Hamiltonians $H = \hat{p}^2 + \hat{x}^2(i\hat{x})^\epsilon$, such that for $\epsilon \geq 0$ all the eigenvalues are real while for $\epsilon < 0$ they are complex. These two regimes are respectively known as PTS and PT symmetry broken (PTSB) regimes [60]. An equivalence of a quantum system possessing PT symmetry and a quantum system having Hermitian Hamiltonian was shown in [71]. In [68], a system was realized whose dynamics is governed by PT Hamiltonian. Many optomechanical properties have been investigated for PTS systems, such as the cavity optomechanical properties underlying the phonon lasing action [72], PTS chaos [73], cooling of mechanical oscillator [74], cavity assisted metrology [75], optomechanically-induced-transparency [76], and optomechanically induced absorption [77]. The possibility of the spontaneous generation of photons in PTS systems is illustrated in [78]. In [79], the gain in the quantum amplification by the superradiant emission of radiation was shown to be a consequence of the broken PT symmetry. Further, the exceptional points for an optical coupler with one lossy waveguide and polarization entangled input states were obtained in [80]. Nonclassicality in the coherent states for non-Hermitian systems is also reviewed recently [81].

In this work, we aim to study the behavior of the various nonclassical features of a system as one goes from PTS to PTSB regime. We analyze the effect of this transition on the possibility of presence of QZE and QAZE as well as the nonclassical features, such as intermodal antibunching and the sum and difference squeezing for different choices of the input states. The rest of the paper is planned as follows. In Sec. II, we discuss the model and the solution to the equations of motion of cavity field modes in the Heisenberg picture. Section III is devoted to the discussion of various nonclassical features of the field modes. We finally conclude in Sec. IV.

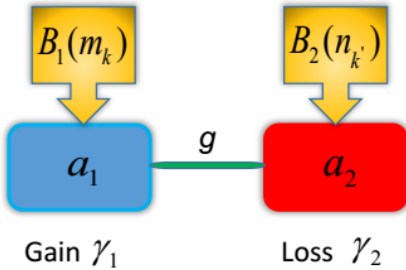


FIG. 1: (Color online) The model. Two cavities bearing modes a_1 and a_2 coupled through coupling constant g are also interacting with baths B_1 and B_2 , respectively. The baths cause gain γ_1 and loss γ_2 in the first and second cavity, respectively.

II. MODEL AND SOLUTION

In this work, we are interested to study the interplay between PT symmetry and various facets of nonclassicality. To this effect, we consider the system sketched in Fig. 1. Two optical cavities bearing modes a_1 and a_2 , with corresponding frequencies ω_1 and ω_2 , are connected by coupling constant g . The Hamiltonian for this system can be written as

$$H_S = \omega_1 a_1^\dagger a_1 + \omega_2 a_2^\dagger a_2 + g(a_1^\dagger a_2 + \text{H.c.}), \quad (1)$$

where H.c. stands for Hermitian conjugate. Throughout this paper, we are going to work in the natural units ($\hbar = c = 1$). To bring the PT symmetric effects, we allow the cavities in the system of interest to interact with the ambient environmental degrees of freedom. We denote the baths (reservoirs) as B_1 and B_2 and consider them to be coupled to the cavities bearing modes a_1 and a_2 , respectively. We further assume that the former cavity has a gain rate γ_1 , and the later has a loss rate γ_2 . The Hamiltonian pertaining to the baths (H_B) and the system-bath interaction (H_{SB}) are respectively given by

$$H_B = \sum_k \nu_k m_k^\dagger m_k + \sum_{k'} \nu_{k'} n_{k'}^\dagger n_{k'}, \quad (2a)$$

$$H_{SB} = \left\{ \sum_k g_k m_k^\dagger a_1 + \sum_{k'} g_{k'} n_{k'}^\dagger a_2 + \text{H.c.} \right\}. \quad (2b)$$

Here, m_k and $n_{k'}$ are the annihilation operators corresponding to the baths B_1 and B_2 , respectively, and are coupled to the corresponding cavity modes a_1 and a_2 with coupling strengths g_k and $g_{k'}$. Using Eqs. (1), (2a), and (2b), we obtain the following Langevin equations:

$$\dot{a}_1(t) = -i\omega_1 a_1(t) + \gamma_1 a_1(t) + f_1(t) - i g a_2(t), \quad (3a)$$

$$\dot{a}_2(t) = -i\omega_2 a_2(t) - \gamma_2 a_2(t) + f_2(t) - i g a_1(t). \quad (3b)$$

Here, $f_1(t)$ and $f_2(t)$ are the noise operators given by $-i \sum_l g_l b_l(0) e^{-i\nu_l t}$, where $b_l(0)$ denotes the corresponding bath operator. The noise operators satisfy the following properties [37]:

$$\langle f_1^\dagger(t) f_1(t') \rangle = 2\gamma_1 \delta(t - t'), \quad \langle f_1(t) f_1^\dagger(t') \rangle = 0, \quad (4a)$$

$$\langle f_2(t) f_2^\dagger(t') \rangle = 2\gamma_2 \delta(t - t'), \quad \langle f_2^\dagger(t) f_2(t') \rangle = 0. \quad (4b)$$

The action of the parity operator P and the time reversal operator T on modes a_1 and a_2 can be summarized as

$$P : a_1 \leftrightarrow -a_2, \quad a_1^\dagger \leftrightarrow -a_2^\dagger, \quad (5a)$$

$$T : a_1 \leftrightarrow a_1, \quad a_1^\dagger \leftrightarrow a_1^\dagger, \quad a_2 \leftrightarrow a_2, \quad a_2^\dagger \leftrightarrow a_2^\dagger. \quad (5b)$$

The action of the time reversal operator also flips the sign of the complex number i . Thus, the PT invariance of Eqs. (3a) and (3b) demands that

$$\omega_1 = \omega_2 = \omega \quad \text{and} \quad \gamma_1 = \gamma_2 = \gamma. \quad (6)$$

To investigate the PT invariance further, let us redefine the annihilation operators as $\tilde{a}_1(t) = e^{-i\omega t} a_1(t)$, $\tilde{a}_2(t) = e^{-i\omega t} a_2(t)$, and the noise operator $F_i(t) = e^{-i\omega t} f_i(t)$. With this transformation Eqs. (3a) and (3b) become

$$\dot{\tilde{a}}_1(t) = \gamma \tilde{a}_1(t) + F_1(t) - i g \tilde{a}_2(t), \quad (7a)$$

$$\dot{\tilde{a}}_2(t) = -\gamma \tilde{a}_2(t) + F_2(t) - i g \tilde{a}_1(t). \quad (7b)$$

One can write the formal solution of the above equations as follows

$$\begin{pmatrix} \tilde{a}_1(t) \\ \tilde{a}_2(t) \end{pmatrix} = e^{-i\mathcal{K}t} \begin{pmatrix} \tilde{a}_1(0) \\ \tilde{a}_2(0) \end{pmatrix} + \int_0^t ds e^{-i\mathcal{K}(t-s)} \begin{pmatrix} F_1(s) \\ F_2(s) \end{pmatrix}. \quad (8)$$

Here, \mathcal{K} is identified as the effective Hamiltonian for the system given by

$$\mathcal{K} = \begin{pmatrix} i\gamma & g \\ g & -i\gamma \end{pmatrix} \quad (9)$$

with eigenvalues

$$\lambda_{\pm} = \begin{cases} \pm \sqrt{g^2 - \gamma^2} & \text{for } g \geq \gamma, \\ \pm i \sqrt{\gamma^2 - g^2} & \text{for } g < \gamma. \end{cases} \quad (10)$$

Apart from the conditions given in Eq. (6), the complete PT invariance demands that the eigenvalues of \mathcal{K} are real, that is $\gamma \leq g$. Naturally, PTSB regime is characterized by $\gamma > g$. In other words, the dominance of the gain/loss over the coupling strength breaks the PT symmetry of the system. The transition from the PTS to PTSB regime is governed by the eigenvalues of the effective Hamiltonian. Figure 2 shows the behavior of the eigenvalues with respect to the coupling strength g and the gain (loss) rate γ . The two real branches of eigenvalues coalesce at $g = \gamma$ and become complex for $g < \gamma$. These points at which the transition from real to complex spectrum occurs, are known as *exceptional points* [80].

We can now rewrite the solution given in Eq. (8) by setting $Q = e^{-i\mathcal{K}t}$. With \mathcal{K} given in Eq. (9), it can be shown that

$$Q = \begin{pmatrix} \cosh(\Omega t) + \frac{\gamma}{\Omega} \sinh(\Omega t) & \frac{-ig}{\Omega} \sinh(\Omega t) \\ \frac{-ig}{\Omega} \sinh(\Omega t) & \cosh(\Omega t) - \frac{\gamma}{\Omega} \sinh(\Omega t) \end{pmatrix}. \quad (11)$$

Here, $\Omega = \sqrt{\gamma^2 - g^2}$ controls the transition from PTS to PTSB phase. Finally, the solution turns out to be

$$\begin{aligned} \tilde{a}_1(t) &= Q_{11}(t) \tilde{a}_1(0) + Q_{12}(t) \tilde{a}_2(0) \\ &+ \int_0^t ds \left(Q_{11}(t-s) F_1(s) + Q_{12}(t-s) F_2(s) \right), \end{aligned} \quad (12)$$

$$\begin{aligned} \tilde{a}_2(t) &= Q_{21}(t) \tilde{a}_1(0) + Q_{22}(t) \tilde{a}_2(0) \\ &+ \int_0^t ds \left(Q_{21}(t-s) F_1(s) + Q_{22}(t-s) F_2(s) \right). \end{aligned} \quad (13)$$

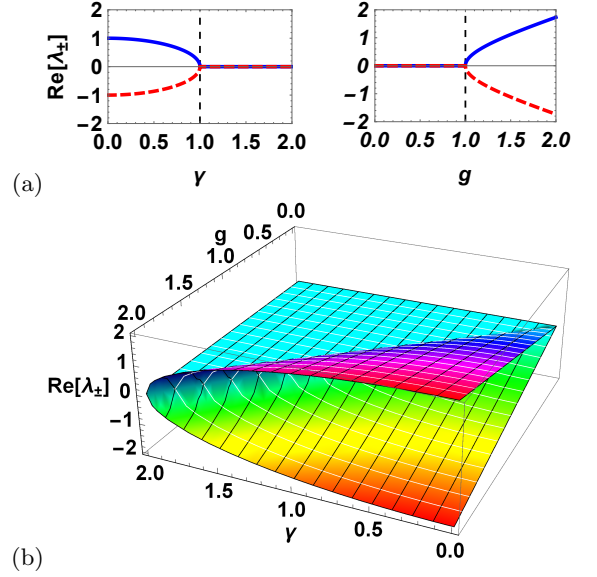


FIG. 2: (Color online) The real part of the eigenvalues λ_{\pm} is plotted as a function of the coupling strength g and the gain (loss) rate γ . The points where the two eigenvalues coalesce are called as exceptional points. In (a), the blue (solid) and red (dashed) curves correspond to λ_+ and λ_- , respectively.

One can obtain the solution at the exceptional points by taking appropriate limits, specifically considering $\Omega \rightarrow 0$, we can obtain

$$Q|_{\Omega \rightarrow 0} = \begin{pmatrix} 1 + \gamma t & -igt \\ -igt & 1 - \gamma t \end{pmatrix}. \quad (14)$$

Having obtained the solution for the two field modes $\tilde{a}_1(t)$ and $\tilde{a}_2(t)$, we now proceed to study some properties of the output fields, like average photon numbers with different input states, and also look for the nonclassical features of the fields. Since the phase factor in $\tilde{a}_k(t) = e^{-i\omega t} a_k(t)$ ($k = 1, 2$) is not relevant in our study, in what follows, we would drop the tilde.

III. SOME PROPERTIES OF THE OUTPUT FIELDS

In this section, we analyze some properties associated with the field modes a_1 (gain) and a_2 (loss), and their behavior in PTS and PTSB regimes.

Average photon number: We begin this study with the average photon number $n_{a_i} = \langle a_i^\dagger(t) a_i(t) \rangle$ corresponding to the mode a_i ($i = 1, 2$), by choosing different initial states. For example, with the input state as vacuum, one can obtain the following closed form expressions for the average photon number:

$$\begin{aligned} n_{a_1} &= \frac{2\gamma^2 \Omega \cosh(2\Omega t) - (\Omega^2 + \gamma^2) \gamma \sinh(2\Omega t) - 2\gamma \Omega (\gamma + g^2 t)}{2\Omega^3}, \\ n_{a_2} &= \frac{g^2 \gamma}{2\Omega^2} \left[-2t + \frac{\sinh(2\Omega t)}{\Omega} \right]. \end{aligned} \quad (15)$$

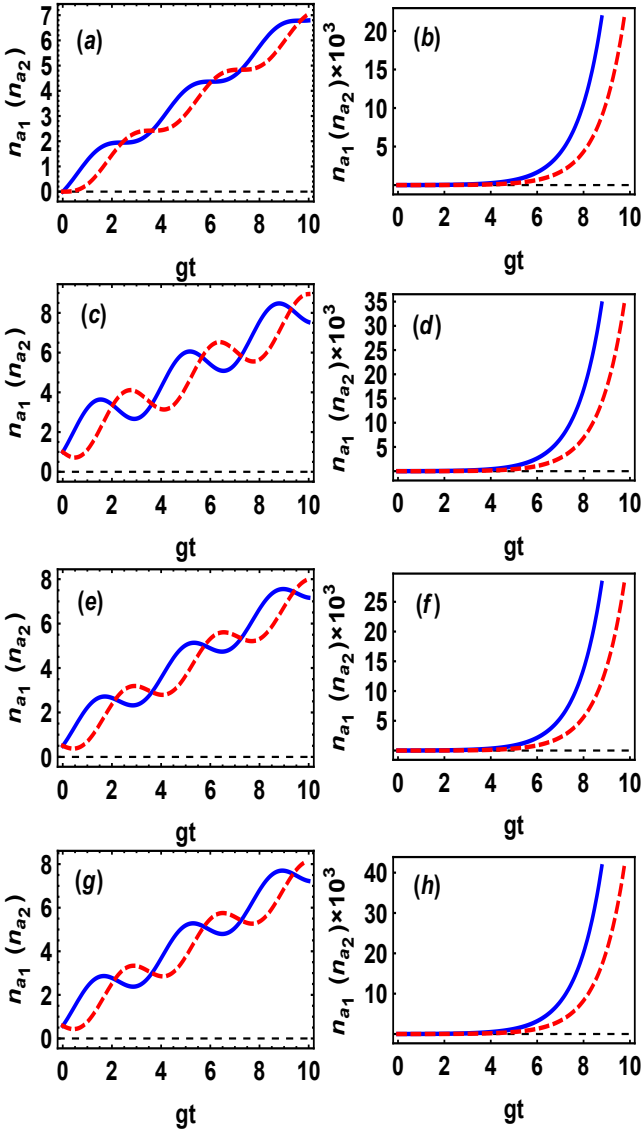


FIG. 3: (Color online) Average photon number $n_{a_1} = \langle a_1^\dagger(t)a_1(t) \rangle$ (solid blue curve) and $n_{a_2} = \langle a_2^\dagger(t)a_2(t) \rangle$ (dashed red curve) with respect to the dimensionless parameter gt for PTS (left panel) and PTSB (right panel) cases. The value of γ is $0.5g$ and $1.1g$ corresponding to the PTS and PTSB regimes, respectively. The input states are: (a)-(b) Vacuum state $|00\rangle$; (c)-(d) Coherent state $|\alpha_1\alpha_2\rangle$, with $\alpha_k = r_k e^{i\theta_k}$ for $k = 1, 2$ and coherent state parameters $r_1 = r_2 = 1$, $\theta_1 = \theta_2 = \pi/4$; (e)-(f) NOON state $(|10\rangle + |01\rangle)/\sqrt{2}$; (g)-(h) Thermal state $\rho_0 = (1 - e^{-\beta})^2 \exp[-\beta(a_1^\dagger a_1 + a_2^\dagger a_2)]$ with $\beta = \hbar\omega/kT$. Here, we have chosen $\beta = 1$.

Similarly, we have considered different initial states, such as coherent state $|\alpha_1, \alpha_2\rangle$, NOON state $(|1, 0\rangle + |0, 1\rangle)/\sqrt{2}$, and thermal state $\rho_0 = (1 - e^{-\beta})^2 \exp[-\beta(a_1^\dagger a_1 + a_2^\dagger a_2)]$ (see Appendix A), to compute the average photon numbers in the two cavities. The average photon number in each case is plotted in Fig. 3. The parameters γ (gain/loss rate) and g (coupling strength) are chosen such that the system

is either in PTS or PTSB regime. In the PTS regime, the average photon number for the gain and loss modes is observed to grow together, waning the distinction between gain and loss cavities. In PTSB regime, however, the average photon number in the gain cavity grows faster as compared to the average photon number in the lossy cavity. This is due to the fact that in the PTSB phase, the gain/loss dominates the coupling strength between the two cavities. The oscillatory behavior of the curves in PTS case can be attributed to the fact that the elements of the Q matrix change from hyperbolic to sinusoidal function as one goes from PTSB to PTS regime. The rapid increase in the photon number as a spontaneous photon generation process in the context of PT symmetry was also reported in [78] in a system of two coupled waveguides. In all these cases, in PTS regime, one can clearly see initial decay in the average photon number in the lossy cavity, which is compensated later by its interaction with the gain medium. In the set of possible input states, we have considered vacuum (shown to play an important role in PTS property [78]), a quantum state with positive (coherent state) and negative (NOON state) Glauber-Sudarshan P function, and a mixed (thermal) state having positive P function. Average photon numbers of two cavities does not give any signature of quantumness. Therefore, in what follows, we investigate the QZE and QAZE and some nonclassical features, like intermodal antibunching and squeezing, in the field modes, which will use the number operators calculated so far.

Quantum Zeno and anti-Zeno effects: A more general definition of QZE involves the dynamics for which the interaction part may be defined as a ‘continuous gaze’ on the system under consideration (see [82] for a review). This interaction may be a measurement operator to explain QZE as introduced in [1]. In the present case, the two cavity model (in Fig. 1) can be considered as a *system-probe* configuration, where one of the cavities (considered system) is under a constant influence of the other cavity (probe). The occurrence of QZE and QAZE in the system-probe setting can be studied by defining Zeno parameter, introduced in [83, 84],

$$\zeta_{a_i}(t) = \frac{n_{a_i} - n_{a_i}|_{g=0}}{\prod_{i=1,2} n_{a_i}}, \quad (16)$$

with $n_{a_i} = \langle a_i^\dagger(t)a_i(t) \rangle$. Here, we have normalized the Zeno parameter by dividing by the product of the average number of photons of the two modes. A positive (negative) value of the Zeno parameter ζ_{a_i} implies an increase (decrease) in the average photon numbers corresponding to the mode a_i as a consequence of the coupling (g) with the probe field. The scenarios $\zeta_{a_i}(t) < 0$ and $\zeta_{a_i}(t) > 0$ are respectively known as QZE and QAZE.

Figure 4 depicts the Zeno parameter with different initial states, viz., vacuum state (a), NOON state $(|10\rangle + |01\rangle)/\sqrt{2}$ (b), and thermal state (c). In all the cases,

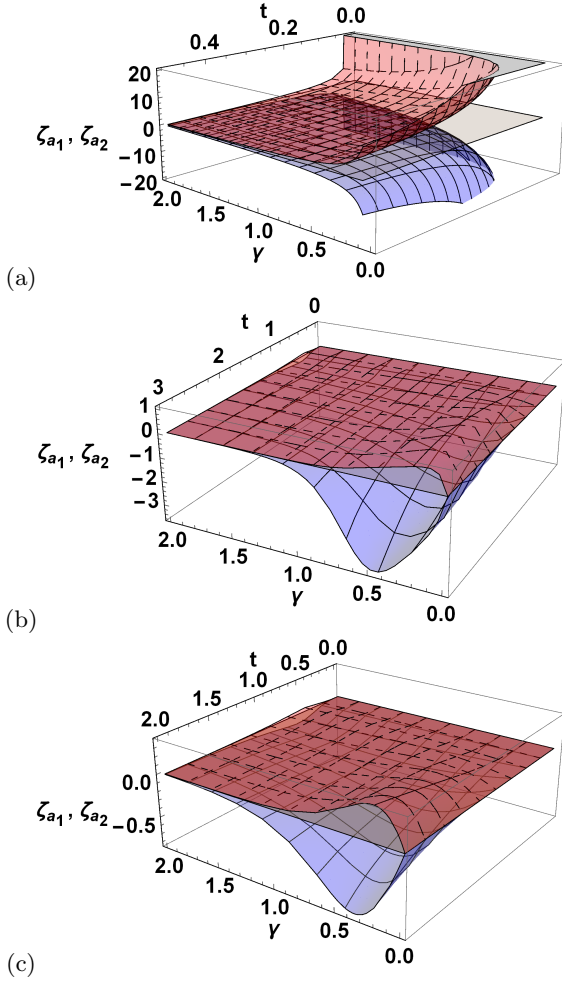


FIG. 4: (Color online) Zeno parameter as defined in Eq. (16), ζ_{a_1} (blue surface) and ζ_{a_2} (red surface) with input state as vacuum (a), NOON state ($|10\rangle + |01\rangle$)/ $\sqrt{2}$ (b), and thermal state (c). In all the cases, the lossy mode (a_2) shows the QAZE while the gain mode (a_1) shows the QZE. Here, we have chosen coupling strength $g = 1$, so that $\gamma < 1$ and $\gamma > 1$ correspond to PTS and PTSB regimes, respectively.

mode a_2 (red surface) shows the QAZE effect while QZE is displayed by mode a_1 (blue surface). This nature is observed due to the fact that the number of photons generated under an independent evolution of the gain cavity is suppressed (which is described as QZE) due to its interaction with the lossy cavity. In contrast, an increase in the number of photons (which is described as QAZE) in the lossy cavity is the outcome of its interaction with the gain cavity. This increase/decrease in the number of photons also depends upon the values of parameters deciding PT symmetry property of the system.

We separately discuss the case when both the cavity fields are initially in the coherent states as in this case, the transition between the QZE and QAZE can be controlled by the parameters of the input fields. Specifically, Fig. 5 depicts the Zeno parameter corresponding to modes a_1 and a_2 with input state as the coherent state

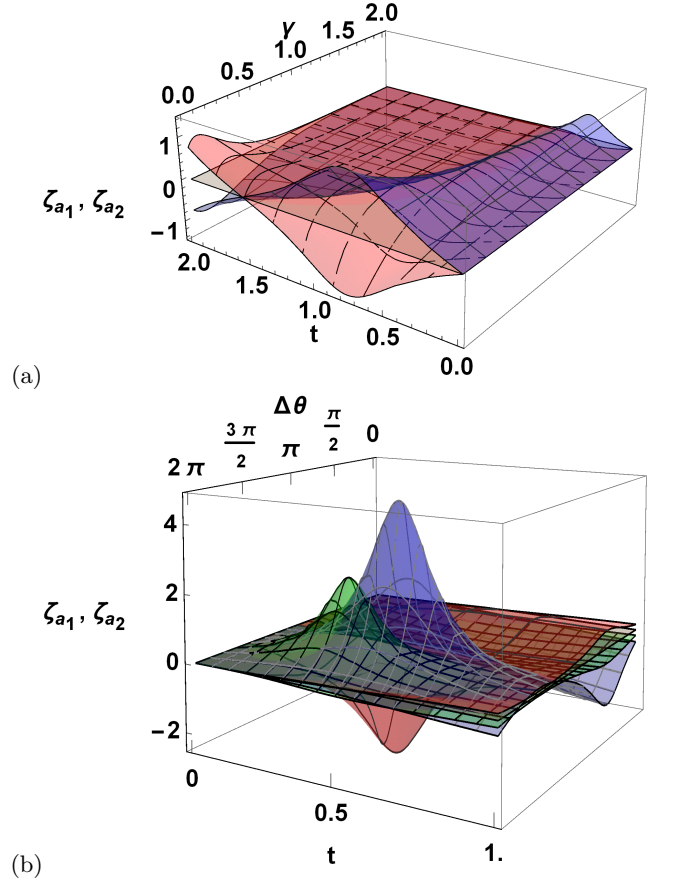


FIG. 5: (Color online) Zeno parameter as defined in Eq. (16) with input state as coherent state $|r_1 e^{i\theta_1}, r_2 e^{i\theta_2}\rangle$ for $r_1 = r_2 = 1$. In (a), $\theta_1 = \pi$, $\theta_2 = -\pi/4$. The blue and red surfaces correspond to ζ_{a_1} and ζ_{a_2} , respectively. Here, the coupling strength between the cavities $g = 1$. (b) Variation with respect to the relative phase parameter $\Delta\theta = \theta_1 - \theta_2$. The color scheme is as follows: blue for ζ_{a_1} , red for ζ_{a_2} with $\gamma = 0.5g$, that is, PTS regime; green for ζ_{a_1} and gray for ζ_{a_2} with $\gamma = 1.5g$, PTSB regime. The parameter $\Delta\theta$ decides which of the two modes (a_1 or a_2) would show the QZE/QAZE. The maxima and minima in the plot occur at $\Delta\theta = \pi/2, 3\pi/2$.

$|\alpha_1 \alpha_2\rangle$, such that $\alpha_k = r_k e^{i\theta_k}$ with $k = 1, 2$. Figure 5 (a) shows the variation of the Zeno parameters with respect to the gain/loss rate γ and time t . In PTS regime ($\gamma < g$), the QZE and QAZE are more prominent as compared to PTSB regime ($\gamma > g$). The observed behavior can be attributed to the fact that in the PTS phase, the coupling is dominant and has pronounced effect, i.e., losses in cavity mode a_2 are supplemented by the gain cavity due to strong coupling between them. This causes large variation in the Zeno parameter in PTS phase when compared with the PTSB phase. In Fig. 5 (b), the Zeno parameter is shown as a function of the relative phase (difference of the phases corresponding to the coherent states of the two modes) $\Delta\theta = \theta_1 - \theta_2$ and time t . It is clear that the presence of QZE or QAZE in modes a_1 and a_2 depends on the value of $\Delta\theta$. In this case, for $\Delta\theta > \pi$, the mode

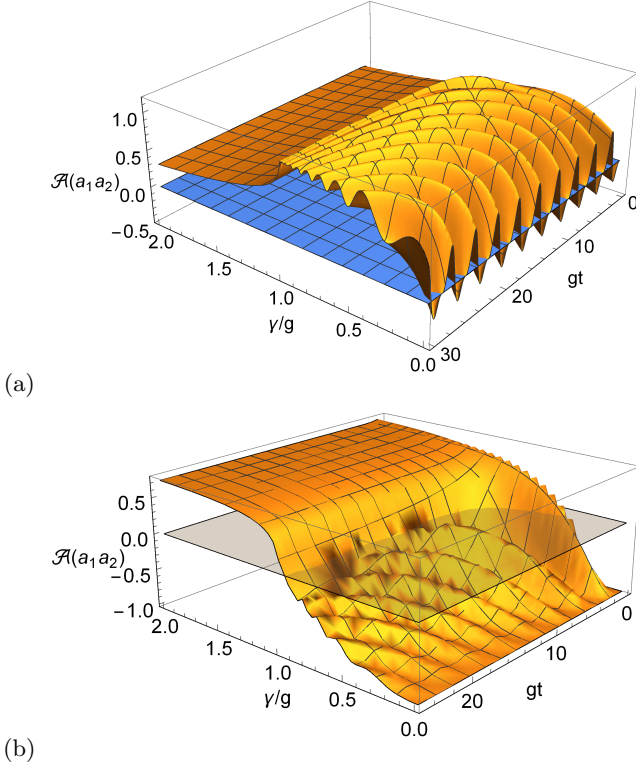


FIG. 6: (Color online) Intermodal antibunching with input state as coherent state $|\alpha_1, \alpha_2\rangle$ (a) and NOON state $(|10\rangle + |01\rangle)/\sqrt{2}$ (b). In the former $\alpha_1 = r_1 e^{i\theta_1}$ and $\alpha_2 = r_2 e^{i\theta_2}$ with $r_1 = 1$, $r_2 = 2$, $\theta_1 = \theta_2 = \pi/2$. The nonclassical behavior corresponds to $\mathcal{A}(a_1 a_2) < 0$. The behavior in PTS regime ($\gamma < g$) is very different from the PTSB regime ($\gamma > g$).

a_1 dominantly shows QAZE, while for $\Delta\theta < \pi$ it shows QZE. Therefore, a transition between QZE and QAZE can be controlled by the relative phase of the input coherent states, while variation in the amount of the Zeno parameter also depends upon whether the system is in the PTS/PTSB phase.

Intermodal antibunching: For the field modes a_1 and a_2 , the condition for intermodal antibunching is given as follows

$$\mathcal{A}(a_1 a_2) = \langle a_1^\dagger a_2^\dagger a_1 a_2 \rangle - \langle a_1^\dagger a_1 \rangle \langle a_2^\dagger a_2 \rangle < 0. \quad (17)$$

The first term in the right-hand side corresponds to the simultaneous detection in the outputs of two cavities, while the second term represents the product of individual detections in the outputs. In order to compute the first expectation value, we make use of the following decoupling relation ([47] and references therein)

$$\langle ABCD \rangle \approx \langle AB \rangle \langle CD \rangle + \langle AD \rangle \langle BC \rangle + \langle AC \rangle \langle BD \rangle - 2\langle A \rangle \langle B \rangle \langle C \rangle \langle D \rangle. \quad (18)$$

Thus, we obtain the average value of the witness of intermodal antibunching $\mathcal{A}(a_1 a_2)$ for different initial states, which detects the presence of nonclassicality for the negative values of the witness $\mathcal{A}(a_1 a_2)$. Figure 6 depicts the

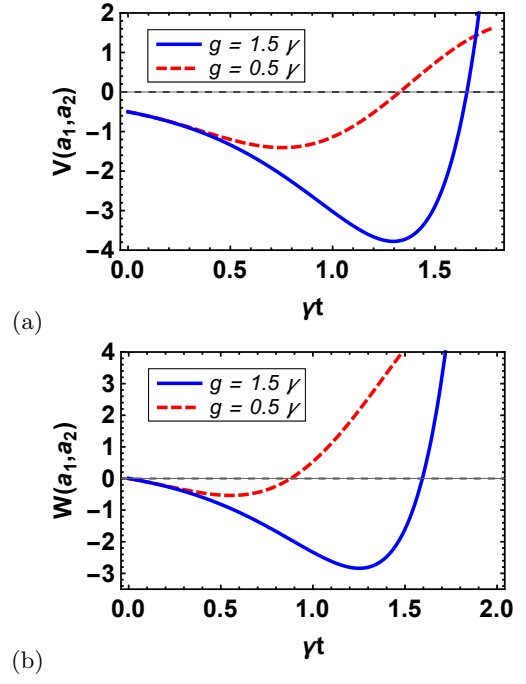


FIG. 7: (Color online) Sum squeezing parameter $V(a_1, a_2)$ (a) and difference squeezing parameter $W(a_1, a_2)$ (b), as defined in Eqs. (20) and (21), plotted against dimensionless parameter γt with vacuum as the initial state. A state is sum (difference) squeezed if $V(a_1, a_2) < 0$ ($W(a_1, a_2) < 0$). Here, we used $\phi = \pi/4$.

variation of the intermodal antibunching witness $\mathcal{A}(a_1 a_2)$ with input state as (a) coherent state and (b) NOON state. The nonclassical features are observed in both the cases as depicted by the negative values of the witness. Further, it is clear that the behavior in PTS and PTSB regimes is remarkably different, revealing that PTS phase favors nonclassicality compared to PTSB phase.

Sum squeezing criterion: Hillery's sum squeezing criterion [85] is defined in terms of a generalized two mode quadrature operator of the form

$$V_\phi = \frac{e^{-i\phi} a_1 a_2 + e^{i\phi} a_1^\dagger a_2^\dagger}{2}, \quad (19)$$

in analogy of the single mode quadrature where ϕ is the phase angle of the coherent field used in the homodyne measurement. A state is said to be sum squeezed along phase angle ϕ , if

$$V(a_1, a_2) = \langle (\Delta V_\phi)^2 \rangle - \frac{\langle a_1^\dagger a_1 \rangle + \langle a_2^\dagger a_2 \rangle + 1}{4} < 0 \quad (20)$$

with $\langle (\Delta V_\phi)^2 \rangle = \langle V_\phi^2 \rangle - \langle V_\phi \rangle^2$.

Difference squeezing criterion: A state is said to be difference squeezed if

$$W(a_1, a_2) = \langle (\Delta W_\phi)^2 \rangle - \frac{|\langle a_1^\dagger a_1 \rangle - \langle a_2^\dagger a_2 \rangle|}{4} < 0. \quad (21)$$

The collective operator $W_\phi = \frac{1}{2}(e^{i\phi}a_1a_2^\dagger + e^{-i\phi}a_1^\dagger a_2)$ and variance $\langle(\Delta W_\phi)^2\rangle = \langle W_\phi^2\rangle - \langle W_\phi\rangle^2$.

We have chosen to study the sum and difference squeezing here as these two-mode nonclassical features use the average photon numbers we have studied in the beginning of this section. Figure 7 depicts the variation of the sum and difference squeezing parameters $V(a_1, a_2)$ and $W(a_1, a_2)$, respectively. The negative values of the parameters $V(a_1, a_2)/W(a_1, a_2)$, for any ϕ confirm the existence of the sum/difference squeezing. It can be seen that the sum/difference squeezing is enhanced in PTS regime ($g/\gamma > 1$) as compared to PTSB regime ($g/\gamma < 1$).

IV. CONCLUSION

We considered a two cavity gain-loss system and discussed the conditions necessary for exhibiting PT invariance. This demanded equal gain-loss in the two cavities. Further, complete PT invariance requires the eigenvalues of the effective Hamiltonian to be real. This condition in turn means that the dominance of the gain/loss over the coupling strength g breaks the PT invariance. With this setting, we studied the average photon number with different initial states, viz., vacuum, NOON, coherent, and thermal states. In all the four cases, the average photon number shows a similar behavior for gain and loss modes in PTS regime. In contrast to this, in PTSB regime, the gain mode is found to dominate over the lossy mode, while both show an exponential growth. We further stud-

ied some nonclassical features using the average photon numbers for different initial states. Specifically, we have reported the presence of QZE and QAZE in two cavities and nonclassical features, like intermodal antibunching and sum and difference squeezing. These witnesses of nonclassicality as well as the Zeno parameter exhibit suppression in the nonclassical features when one goes from PTS to PTSB regime. In other words, the dominance of the loss/gain over the coupling strength results in depletion of the nonclassical features of the fields. Further, it's observed that the relative phase of the input coherent fields provides us a control parameter to switch between QZE and QAZE.

The present study is expected to impact deeper understanding of PT symmetry and the role it can play to probe nonclassicality in the physical systems relevant in the field of quantum optics and information processing.

Acknowledgments

The work of S.B. is supported by Project No. 03(1369)/16/EMR-II, funded by the Council of Scientific and Industrial Research, New Delhi. AP thanks Department of Science and Technology (DST), India for the support provided through the project number EMR/2015/000393. KT thanks the project LO1305 of the Ministry of Education, Youth and Sports of the Czech Republic for support. Authors also thank Nasir Alam for some fruitful discussions.

-
- [1] B. Misra and E. C. G. Sudarshan, *Journal of Mathematical Physics* **18**, 756 (1977).
 - [2] A. Barenco, A. Berthiaume, D. Deutsch, A. Ekert, R. Jozsa, and C. Macchiavello, *SIAM Journal on Computing* **26**, 1541 (1997).
 - [3] A. Beige, D. Braun, B. Tregenna, and P. L. Knight, *Physical Review Letters* **85**, 1762 (2000).
 - [4] C. Search and P. Berman, *Physical Review Letters* **85**, 2272 (2000).
 - [5] L. Zhou, S. Yang, Y.-x. Liu, C. Sun, and F. Nori, *Physical Review A* **80**, 062109 (2009).
 - [6] S. Maniscalco, F. Francica, R. L. Zaffino, N. L. Gullo, and F. Plastina, *Physical review letters* **100**, 090503 (2008).
 - [7] X.-B. Wang, J. You, and F. Nori, *Physical Review A* **77**, 062339 (2008).
 - [8] N. Erez, G. Gordon, M. Nest, and G. Kurizki, *Nature* **452**, 724 (2008).
 - [9] S. Wüster, *Physical review letters* **119**, 013001 (2017).
 - [10] Y. Cao, Y.-H. Li, Z. Cao, J. Yin, Y.-A. Chen, H.-L. Yin, T.-Y. Chen, X. Ma, C.-Z. Peng, and J.-W. Pan, *Proceedings of the National Academy of Sciences*, 201614560 (2017).
 - [11] W. M. Itano, D. J. Heinzen, J. Bollinger, and D. Wineland, *Physical Review A* **41**, 2295 (1990).
 - [12] M. Fischer, B. Gutiérrez-Medina, and M. Raizen, *Physical review letters* **87**, 040402 (2001).
 - [13] A. Barone, G. Kurizki, and A. Kofman, *Physical review letters* **92**, 200403 (2004).
 - [14] P. Harrington, J. Monroe, and K. Murch, *Physical review letters* **118**, 240401 (2017).
 - [15] K. Kakuyanagi, T. Baba, Y. Matsuzaki, H. Nakano, S. Saito, and K. Semba, *New Journal of Physics* **17**, 063035 (2015).
 - [16] E. W. Streed, J. Mun, M. Boyd, G. K. Campbell, P. Medley, W. Ketterle, and D. E. Pritchard, *Physical review letters* **97**, 260402 (2006).
 - [17] P.-W. Chen, D.-B. Tsai, and P. Bennett, *Physical Review B* **81**, 115307 (2010).
 - [18] F. Helmer, M. Marantoni, E. Solano, and F. Marquardt, *Physical Review A* **79**, 052115 (2009).
 - [19] J. Wolters, M. Strauß, R. S. Schoenfeld, and O. Benson, *Physical Review A* **88**, 020101 (2013).
 - [20] W. Zheng, D. Xu, X. Peng, X. Zhou, J. Du, and C. Sun, *Physical Review A* **87**, 032112 (2013).
 - [21] N. Kalb, J. Cramer, D. J. Twitchen, M. Markham, R. Hanson, and T. H. Taminiau, *Nature communications* **7**, 13111 (2016).
 - [22] D. Segal and D. R. Reichman, *Physical Review A* **76**, 012109 (2007).

- [23] A. Z. Chaudhry, *Scientific Reports* **6**, 29497 (2016).
- [24] H. Eleuch and I. Rotter, *Physical Review E* **95**, 062109 (2017).
- [25] Z. Zhou, Z. Lü, H. Zheng, and H.-S. Goan, *Physical Review A* **96**, 032101 (2017).
- [26] A. Z. Chaudhry and J. Gong, *Physical Review A* **90**, 012101 (2014).
- [27] Y.-R. Zhang and H. Fan, *Scientific Reports* **5**, 11509 (2015).
- [28] S. Maniscalco, J. Piilo, and K.-A. Suominen, *Physical review letters* **97**, 130402 (2006).
- [29] J.-M. Zhang, J. Jing, L.-G. Wang, and S.-Y. Zhu, *Phys. Rev. A* **98**, 012135 (2018).
- [30] J. Eisert, M. Wilkens, and M. Lewenstein, *Phys. Rev. Lett.* **83**, 3077 (1999).
- [31] P. Amengual, A. Allison, R. Toral, and D. Abbott, in *Proc. R. Soc. Lond. A*, Vol. 460 (The Royal Society, 2004) pp. 2269–2284.
- [32] D. A. MEYER and H. BLUMER, *Fluctuation and Noise Letters* **2**, L257 (2002).
- [33] C. Chandrashekar and S. Banerjee, *Physics Letters A* **375**, 1553 (2011).
- [34] A. Pathak and A. Ghatak, *Journal of Electromagnetic Waves and Applications* **32**, 229 (2018).
- [35] R. J. Glauber, *Physical Review* **131**, 2766 (1963).
- [36] E. C. G. Sudarshan, *Physical Review Letters* **10**, 277 (1963).
- [37] G. S. Agarwal, *Quantum Optics* (Cambridge University Press, Cambridge, 2013).
- [38] J. P. Dowling and G. J. Milburn, *Philosophical Transactions of the Royal Society of London A: Mathematical, Physical and Engineering Sciences* **361**, 1655 (2003).
- [39] D. Browne, S. Bose, F. Mintert, and M. Kim, *Progress in Quantum Electronics* **54**, 2 (2017).
- [40] R. Horodecki, P. Horodecki, M. Horodecki, and K. Horodecki, *Reviews of modern physics* **81**, 865 (2009).
- [41] D. Cavalcanti and P. Skrzypczyk, *Reports on Progress in Physics* **80**, 024001 (2016).
- [42] N. Brunner, D. Cavalcanti, S. Pironio, V. Scarani, and S. Wehner, *Reviews of Modern Physics* **86**, 419 (2014).
- [43] N. Gisin, G. Ribordy, W. Tittel, and H. Zbinden, *Reviews of modern physics* **74**, 145 (2002).
- [44] A. Shenoy-Hejamadi, A. Pathak, and R. Srikanth, *Quanta* **6**, 1–47 (2017).
- [45] B. Sen, S. K. Giri, S. Mandal, C. R. Ooi, and A. Pathak, *Phys. Rev. A* **87**, 022325 (2013).
- [46] N. Alam, K. Thapliyal, A. Pathak, B. Sen, A. Verma, and S. Mandal, *arXiv:1708.03967* (2017).
- [47] J. Naikoo, K. Thapliyal, A. Pathak, and S. Banerjee, *Phys. Rev. A* **97**, 063840 (2018).
- [48] K. Thapliyal, A. Pathak, B. Sen, and J. Peřina, *Phys. Rev. A* **90**, 013808 (2014).
- [49] K. Thapliyal, A. Pathak, B. Sen, and J. Peřina, *Phys. Lett. A* **378**, 3431 (2014).
- [50] S. K. Giri, B. Sen, C. R. Ooi, and A. Pathak, *Phys. Rev. A* **89**, 033628 (2014).
- [51] S. K. Giri, K. Thapliyal, B. Sen, and A. Pathak, *Physica A* **466**, 140 (2017).
- [52] S. Bose, K. Jacobs, and P. Knight, *Phys. Rev. A* **56**, 4175 (1997).
- [53] H. Baghshahi, M. K. Tavassoly, and S. J. Akhtarshenas, *Quantum Information Processing* **14**, 1279 (2015).
- [54] A. Majumdar, M. Bajcsy, and J. Vučković, *Phys. Rev. A* **85**, 041801 (2012).
- [55] K. Thapliyal, S. Banerjee, A. Pathak, S. Omkar, and V. Ravishankar, *Annl. Phys.* **362**, 261 (2015).
- [56] I. Chakrabarty, S. Banerjee, and N. Siddharth, *Quantum Information and Computation* **11** (2010).
- [57] K. Thapliyal, N. L. Samantray, J. Banerji, and A. Pathak, *Physics Letters A* **381**, 3178 (2017).
- [58] P. Malpani, N. Alam, K. Thapliyal, A. Pathak, V. Narayanan, and S. Banerjee, *arXiv preprint arXiv:1808.01458* (2018).
- [59] C. M. Bender and S. Boettcher, *Physical Review Letters* **80**, 5243 (1998).
- [60] C. M. Bender, *Reps. Prog. Phys.* **70**, 947 (2007).
- [61] K. G. Makris, R. El-Ganainy, D. N. Christodoulides, and Z. H. Musslimani, *Phys. Rev. Lett.* **100**, 103904 (2008).
- [62] S. Klaiman, U. Günther, and N. Moiseyev, *Phys. Rev. Lett.* **101**, 080402 (2008).
- [63] C. T. West, T. Kottos, and T. c. v. Prosen, *Phys. Rev. Lett.* **104**, 054102 (2010).
- [64] A. Guo, G. J. Salamo, D. Duchesne, R. Morandotti, M. Volatier-Ravat, V. Aimez, G. A. Siviloglou, and D. N. Christodoulides, *Phys. Rev. Lett.* **103**, 093902 (2009).
- [65] C. E. Rüter, K. G. Makris, R. El-Ganainy, D. N. Christodoulides, M. Segev, and D. Kip, *Nat. Phys.* **6** (2010).
- [66] Y. D. Chong, L. Ge, and A. D. Stone, *Phys. Rev. Lett.* **106**, 093902 (2011).
- [67] A. Regensburger, C. Bersch, M. A. Miri, G. Onishchukov, D. N. Christodoulides, and U. Peschel, *Nature (London)* **488** (2012).
- [68] B. Peng, S. K. Özdemir, F. Lei, F. Monifi, M. Gianfreda, G. L. Long, S. Fan, F. Nori, C. M. Bender, and L. Yang, *Nature Physics* **10**, 394 EP (2014), article.
- [69] X. Li and X.-T. Xie, *Phys. Rev. A* **90**, 033804 (2014).
- [70] Y.-L. Liu, R. Wu, J. Zhang, S. K. Özdemir, L. Yang, F. Nori, and Y.-x. Liu, *Physical Review A* **95**, 013843 (2017).
- [71] A. Mostafazadeh, *Journal of Physics A: Mathematical and General* **36**, 7081 (2003).
- [72] H. Jing, S. K. Özdemir, X.-Y. Lü, J. Zhang, L. Yang, and F. Nori, *Phys. Rev. Lett.* **113**, 053604 (2014).
- [73] X.-Y. Lü, H. Jing, J.-Y. Ma, and Y. Wu, *Phys. Rev. Lett.* **114**, 253601 (2015).
- [74] Y.-L. Liu and Y.-x. Liu, *arXiv:1609.02722* (2016).
- [75] Z.-P. Liu, J. Zhang, S. K. Özdemir, B. Peng, H. Jing, X.-Y. Lü, C.-W. Li, L. Yang, F. Nori, and Y.-x. Liu, *Physical review letters* **117**, 110802 (2016).
- [76] W. Li, Y. Jiang, C. Li, and H. Song, *Scientific Reports* **6**, 31095 (2016).
- [77] X. Y. Zhang, Y. Q. Guo, P. Pei, and X. X. Yi, *Phys. Rev. A* **95**, 063825 (2017).
- [78] G. S. Agarwal and K. Qu, *Phys. Rev. A* **85**, 031802 (2012).
- [79] L. Zhang, G. S. Agarwal, W. P. Schleich, and M. O. Scully, *Phys. Rev. A* **96**, 013827 (2017).
- [80] S. Longhi, *Opt. Lett.* **43**, 5371 (2018).
- [81] S. Dey, A. Fring, and V. Hussin, in *Coherent States and Their Applications* (Springer, 2018) pp. 209–242.
- [82] P. Facchi and S. Pascazio, in *Progress in Optics*, Vol. 42, edited by E. Wolf (Elsevier, Amsterdam, 2001) Chap. 3, pp. 147–218.
- [83] K. Thapliyal and A. Pathak, in *International Conference on Optics and Photonics 2015*, Vol. 9654 (International Society for Optics and Photonics, 2015) p. 96541F.

- [84] K. Thapliyal, A. Pathak, and J. Peřina, *Phys. Rev. A* **93**, 022107 (2016).
 [85] M. Hillery, *Phys. Rev. A* **40**, 3147 (1989).

Appendix A:

Average photon number with initial state as a NOON state. For a general NOON state $\frac{|n,0\rangle+|0,n\rangle}{\sqrt{2}}$, the average photon numbers can be shown to be

$$\begin{aligned}\langle a_1^\dagger(t)a_1(t) \rangle &= \frac{1}{2\Omega^3} \left\{ -2\gamma(\gamma + g^2t)\Omega + n\Omega^3 \cosh^2(\Omega t) \right. \\ &\quad + 2\gamma^2\Omega \cosh(2\Omega t) + (g^2 + \gamma^2)n\Omega \sinh^2(\Omega t) \\ &\quad \left. + (n\Omega^2 + 2\gamma^2 - g^2)\gamma \sinh(2\Omega t) \right\}, \\ \langle a_2^\dagger(t)a_2(t) \rangle &= \frac{1}{2\Omega^3} \left\{ -2g^2\gamma\Omega t + n\Omega^3 \cosh^2(\Omega t) \right. \\ &\quad + n\Omega(g^2 + \gamma^2) \sinh^2(\Omega t) + \gamma(g^2 - n\Omega^2) \\ &\quad \left. \times \sinh(2\Omega t) \right\}.\end{aligned}\tag{A.1}$$

Average photon number with initial state as a coherent state. With a coherent state of the form $|\alpha_1, \alpha_2\rangle$, such that $\alpha_1 = r_1 e^{i\theta_1}$ and $\alpha_2 = r_2 e^{i\theta_2}$, we have the following expression for the average photon numbers:

$$\begin{aligned}\langle a_1^\dagger(t)a_1(t) \rangle &= \frac{1}{2\Omega^3} \left[\gamma(-g^2 + 2\gamma^2) \sinh(2\Omega t) \right. \\ &\quad - 2\Omega\gamma(\gamma + g^2t) + 2\Omega r_1^2 \Omega^2 \cosh^2(\Omega t) \\ &\quad + 2\Omega\gamma^2 \cosh(2\Omega t) + 2\Omega \sinh^2(\Omega t) \\ &\quad \times \left(\gamma^2 r_1^2 + g^2 r_2^2 + 2g\gamma r_1 r_2 \sin(\Delta\theta) \right) \\ &\quad \left. + 2\Omega r_1 \left(\gamma r_1 + g r_2 \sin(\Delta\theta) \right) \sinh(2\Omega t) \right], \\ \langle a_2^\dagger(t)a_2(t) \rangle &= r_2^2 \cosh^2(\Omega t) - \frac{r_2 \left(\gamma r_2 + g r_1 \sin(\Delta\theta) \right) \sinh(2\Omega t)}{\Omega} \\ &\quad + \frac{2\Omega \left(g^2 r_1^2 + \gamma^2 r_2^2 + 2g\gamma r_1 r_2 \sin(\Delta\theta) \right) \sinh^2(\Omega t)}{2\Omega^3} \\ &\quad + \frac{g^2\gamma(-2\Omega t + \sinh(2\Omega t))}{2\Omega^3}.\end{aligned}\tag{A.2}$$

Average photon number with initial state as a thermal state. The two mode isotropic thermal state can be represented by the normalized density matrix

$$\begin{aligned}\rho_0(\beta) &= (1 - e^\beta)^2 \exp[-\beta(a_1^\dagger a_1 + a_2^\dagger a_2)], \\ &= (1 - e^\beta)^2 \sum_{n_1, n_2=0}^{\infty} \exp(-\beta(n_1 + n_2)) |n_1, n_2\rangle \langle n_1, n_2|.\end{aligned}\tag{A.3}$$

Here $\beta = \hbar\omega/k_B T$ and we have used the natural units $\hbar = k_B = 1$. The average photon number in this case is given by

$$\begin{aligned}\langle a_1^\dagger(t)a_1(t) \rangle &= \frac{g^2 \sinh^2(\Omega t)}{\Omega^2} (1 - e^\beta)^2 \sum_{n_1, n_2} e^{-\beta(n_1 + n_2)} n_2 \\ &\quad + \left\{ \cosh(\Omega t) + \frac{\gamma}{\Omega} \sinh(\Omega t) \right\}^2 (1 - e^\beta)^2 \\ &\quad \times \sum_{n_1, n_2} e^{-\beta(n_1 + n_2)} n_1 - \frac{\gamma(g^2 - 2\gamma^2) \sinh(2\Omega t)}{2\Omega^3} \\ &\quad - \frac{\gamma \{ 2(\gamma + g^2 t)\Omega - 2\gamma\Omega \cosh(2\Omega t) \}}{2\Omega^3}, \\ \langle a_2^\dagger(t)a_2(t) \rangle &= \frac{g^2 \sinh^2(\Omega t)}{\Omega^2} (1 - e^\beta)^2 \sum_{n_1, n_2} e^{-\beta(n_1 + n_2)} n_2 \\ &\quad + \left\{ \cosh(\Omega t) + \frac{\gamma}{\Omega} \sinh(\Omega t) \right\}^2 \\ &\quad + \frac{g^2\gamma}{2\Omega^3} (-2\Omega t + \sinh(2\Omega t)).\end{aligned}\tag{A.4}$$