

Diving Body Shape Coefficient Setting Based on Moment of Inertia Analysis

Yan-Xin Sun¹

¹ School of Mechanical Engineering, Shanghai Jiao Tong University, 200240
Shanghai, China.

E-mail: sjtu_syx@163.com

Abstract. In the diving competition rules, FINA specifies the code of different diving movements and its difficulty coefficient. The rule simply relies on the complexity of the action to determine the difficulty. In the formulation of the diving difficulty coefficient, the athlete's body shape has not been fully considered, so it is difficult to fully guarantee the fairness of the diving competition. Based on the above problems, this paper analyzes the rules of the FINA's 10-meter platform diving difficulty coefficient, establishes the multi-rigid-body model of the human body, obtains the relationship between the moment of inertia and the completion time of the athletes to complete each diving action and the athlete's body shape, and determines the index to measure the athlete's body shape. The Lagrange Interpolation Polynomial is used to establish the functional relationship between the body shape correction coefficient and the body shape correction index, and the body shape correction coefficient corresponding to different body type athletes is determined accordingly.

1. Introduction

In the diving competition rules, FINA specifies the codes of different diving actions and their difficulty coefficients, which are related to the diving player's take-off mode and air movement. When judging the score, according to the performance of the athletes' performance and the water intake effect, they give the action score from 10 to 0, and then calculate the completion score of the athlete according to a certain formula. And the product of the completion score and the difficulty coefficient of the action is the final score of the athlete's action. The typical diving action consists of a series of somersault and twisting movements. The athletes generate sufficient angular momentum when they take off, complete each diving action by changing postures in the air, and finally enter the water vertically. Frohlich^[1] first gave the correct twisting somersault physics model and pointed out that the change of athlete's posture has an important influence on the change of rotational angular velocity. Later, Yeadon analyzed the process of athletes tumbling in the air in [2-5], and more comprehensively analyzed the mechanical model of the twisting somersault in [6-9]. Sudarsh Bharadwaj^[10] et al. proposed a simple twisting somersault model consisting of a rigid body and a rotor. The model derived a clear formula and explained how to formulate a set of diving action based on the formula. Holger R. Dullin^[11] et al. simplified the Euler equations for non-rigid dynamics, gave a dynamic analysis of the twisting somersault, and derived a precise formula for the twisting somersault to calculate the angular momentum, the time spent, and the energy consumed in each diving stage of the diver, and the total time required for the diver to complete a set of diving exercises is calculated accordingly. William Tong^[12] et al. proposed a coupled rigid body model and applied the Euler equation to the non-rigid-body field. The detailed analysis of the difficult diving action

513XD was carried out to demonstrate the completeness of the action and propose the completion plan of this action. The modeling analysis of this paper finds that the body shape of the diving athlete will directly affect the completion time of the diving action, which will affect the difficulty of diving. The current diving difficulty coefficient rule does not consider the impact of the athlete's body shape on the diving difficulty, that is, athletes of different body shape complete the same diving action, the corresponding difficulty coefficient is the same. This paper believes that there is a certain irrationality in this rule. In order to ensure the fairness of diving, the body shape coefficient should be set to correct and eliminate the advantages of slim and small athletes.

The structure of this paper is as follows: In Section 2, this paper analyzes the current diving movement difficulty coefficient rules, obtains the regular pattern of the current rules, and proposes model assumptions to lay the foundation for the process of modeling later. In Section 3, this paper establishes the multi-rigid-body model of the human body, obtains the completion time of full somersault in pike position, full somersault in pike position and full twisting accordingly, and analyzes the relationship between the completion time of the diving action and the body shape of the athletes. In Section 4, this paper formulates the body shape correction coefficient rule based on the relationship between the completion time of the diving action and the size of the athlete. In Section 5, this paper simulates the newly established body shape correction coefficient rules, and shows the use of body shape correction coefficient rules by examples.

2. Analysis of Current Diving Action Difficulty Coefficient Rules and Model Assumptions

2.1. Analysis of the Current Rule

The FINA's method for determining the difficulty coefficient of diving action is given in APPENDIX 3, 4 of FINA Diving Rules. This paper summarizes the following rules:

1. For the same set of diving actions, the difficulty coefficient of somersault in pike position (B) is higher than the difficulty coefficient of somersault in tuck position (C).
2. The more the number of somersault and twisting, the higher the difficulty coefficient of the corresponding action is.
3. When the number somersault and twisting are the same, if the athlete's take-off mode and the direction of somersault are different, the difficulty of the action is different.

It can be seen from the above rules that in the 10-meter platform diving, the more complicated the diving action is completed in the limited air time, the more number of somersault and twisting there are, the higher the difficulty coefficient of a set of diving action is.

2.2. Research Hypothesis

2.2.1. *Symbol description.* The symbols used in this article and their meanings are shown in table 1.

Table 1. Symbols used in this article and their meaning.

Symbols	Description
M	Mass of the athlete
h	Height of the athlete
m	$1/100 M$
a	$1/16 h$
J	Initial angular momentum
ω	Angular velocity
I_i	Moment of inertia of the i -th part
I_B	Total moment of inertia in pike position
I_C	Total moment of inertia in tuck position
I_T	Total moment of inertia of twisting
t_B	Completion time of full somersault in pike position

t_c	Completion time of full somersault in tuck position
t_T	Completion time of full twisting
Mh^2_{min}	Minimum of body shape correction coefficient
Mh^2_{avr}	Average of body shape correction coefficient
Mh^2_{max}	Maximum of body shape correction coefficient
BC	Body shape correction coefficient

2.2.2. *Model hypothesis.* In order to simplify the model and solution process, make the model simple and reasonable, this paper makes the following assumptions:

1. The human body is a multi-rigid-body model, various parts of the body are regarded as rigid bodies, and each rigid body can be relatively moved to complete the diving action.
2. Different athletes, after adequate training, could produce the same initial angular momentum in different take-off positions and somersault modes.
3. The change of body posture during the completion of the diving action is instantaneous^[13], so the athlete's angular momentum is conserved during this process.
4. The movement of the athlete in the height direction is a free fall motion with an initial velocity of 0, and the gravitational acceleration $g = 9.8 \text{ m/s}^2$.
5. Remove the 0.1s take-off time and 0.1s entry time, the rest of the time are used to complete the diving action.
6. The athlete does not tilt after taking off.
7. During the process of somersault and twisting, the athlete's axis of rotation passes through the center of mass.

3. Modeling Process

3.1. Multi-rigid-body Model of Human Body

In this paper, the human body is divided into six parts: the trunk, the head and the limbs to establish the model^[14,15], and each part is simplified into a rectangular shape, as shown in figure 1.

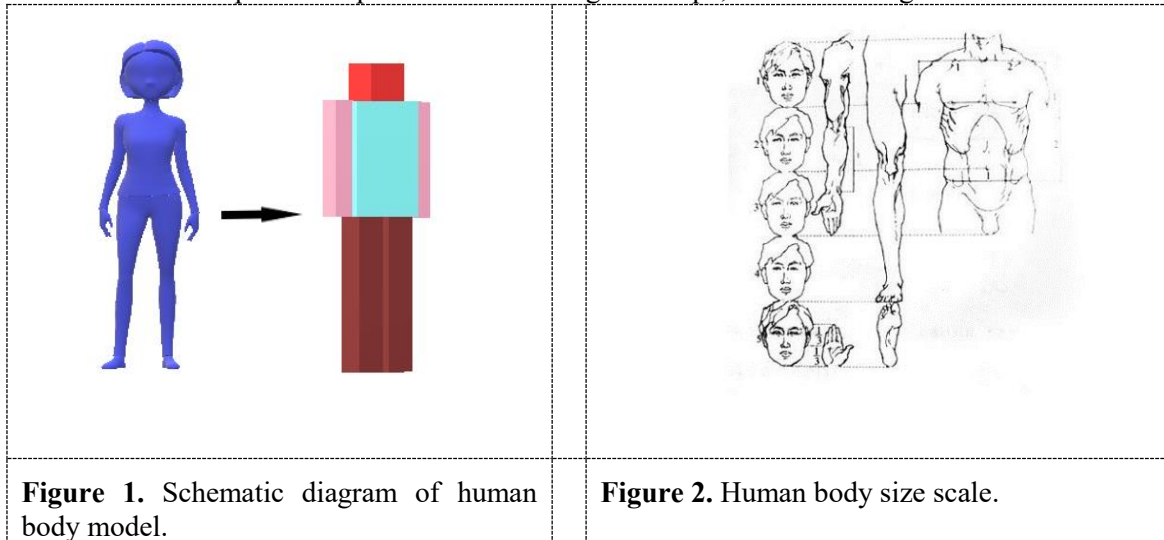


Figure 1. Schematic diagram of human body model.

Figure 2. Human body size scale.

Assume that the total height of the athlete is $h=16a$, and the proportion of the human body is analyzed. As shown in figure 2, the length of the trunk is about 3/8 of the total height, that is, $6a$, and the length of the head is about 1/8 of the total height, that is, $2a$, the length of the arm is the same as the length of the trunk, that is, $6a$, and the length of the leg is about 1/2 of the total height, that is $8a$. The mass ratio of various parts of the human body^[16,17] is: the head accounts for 8% of the total mass of the human body, the single arm accounts for 5%, the trunk accounts for about 50%, and the single leg accounts for about 16%. Assume that the athlete's mass is $M=100m$, the mass of the athlete's head, single arm, trunk

and single leg are $8m$, $5m$, $50m$ and $16m$ respectively. It is assumed that the density of each part of the body of the athlete is evenly distributed. According to the formula (1), the volume ratio of each part of the human body is equal to the mass ratio.

$$M = \rho V \quad (1)$$

In this paper, the human body is divided into six cuboids. The length of each part is shown in figure 2. It is assumed that the head of the human body is a square body, the width of the limbs is equal to the thickness, and the width of the trunk is twice the thickness. According to the above assumption, the quality and size of each part of the human body is obtained, as shown in table 2.

Table 2. Quality and size setting table of various parts of the human body.

Parts of body	Length	Width	Thickness	Mass
Head	$2a$	$2a$	$2a$	$8m$
Arm	$6a$	a	a	$6m$
Trunk	$6a$	$4a$	$2a$	$48m$
Leg	$8a$	$1.4a$	$1.4a$	$16m$

This model is mainly used to analyze the relationship between the time when athletes complete each diving action and the athlete's body type (height, weight). Based on the multi-rigid-body model of the human body, this paper will further establish the corresponding action model based on the decomposition of a set of diving actions. According to Hypothesis 4, the angular momentum of the athlete is conserved during the completion of the diving action, and the main actions of the diving can be divided into the somersault and twisting actions, which can be regarded as the rotation motion of rigid body. According to the calculation method of the moment of inertia^[18,19]: set the mass of the rigid body to m_i , the moment of inertia around the rotation axis is I_i' , and move the axis parallel by a distance d_i , then the moment of inertia around the new axis I_i is:

$$I_i = I_i' + I_i'' \quad (2)$$

For the cuboid, when its rotary axis is its central axis, its moment of inertia is I_i' , l_1 , l_2 are the lengths of the two sides of the rectangle perpendicular to the axis of rotation.

$$I_i' = \frac{1}{12} m_i (l_1^2 + l_2^2) \quad (3)$$

$$I_i'' = m_i d_i^2 \quad (4)$$

The total moment of inertia of the model is:

$$I = \sum_{i=1}^n I_i = \sum_{i=1}^n (I_i' + I_i'') = \sum_{i=1}^n I_i' + \sum_{i=1}^n I_i'' \quad (5)$$

3.2. Modeling of Diving Action

For somersault in pike position, somersault in tuck position and twisting action, combined with the multi-rigid-body model of the human body, follow the steps below to analyze and solve.

Step 1: According to the multi-rigid body model of the human body, the human body is divided into six rigid bodies.

Step 2: Further correct the pose of the model according to the actual pose of somersault in pike position, somersault in tuck position and twisting action, and establish an appropriate coordinate system. The diving action model established in this paper is shown in figure 3.

Step 3: Using Newton's classical mechanics to derive the relationship between the completion time of the diving action and the athlete's height and weight. The derived conclusions will be used to develop the body shape correction factor.

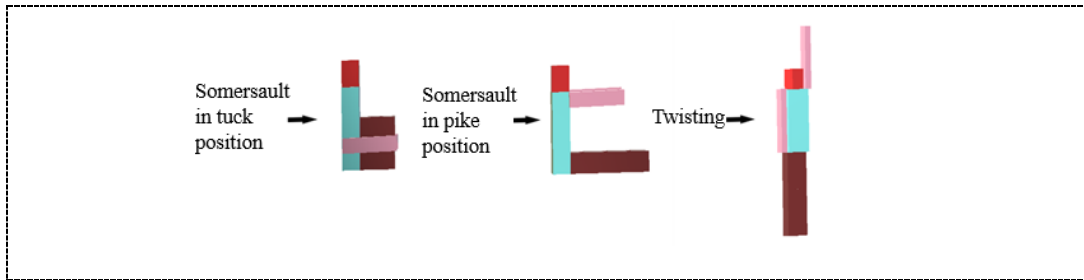


Figure 3. Model of the diving action.

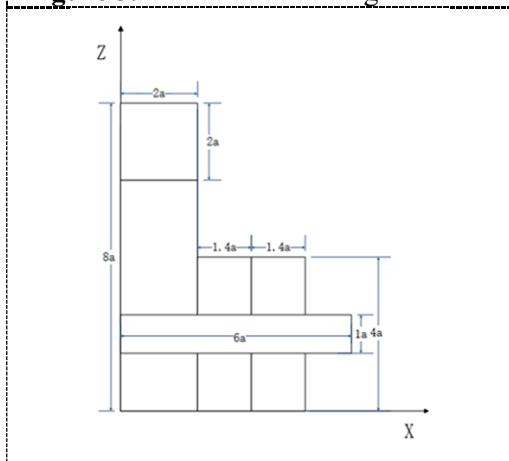


Figure 4. Model of the somersault in tuck position.

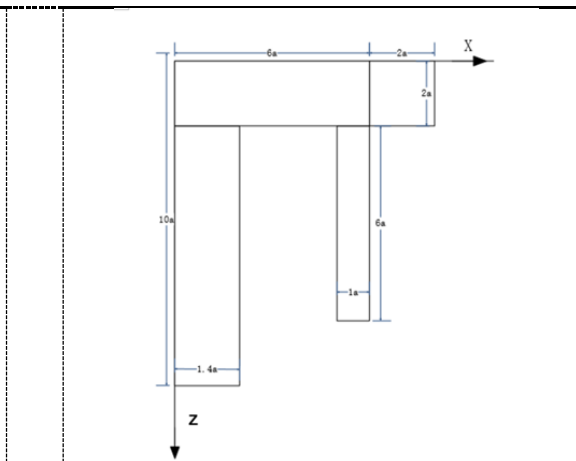


Figure 5. Model of the somersault in pike position.

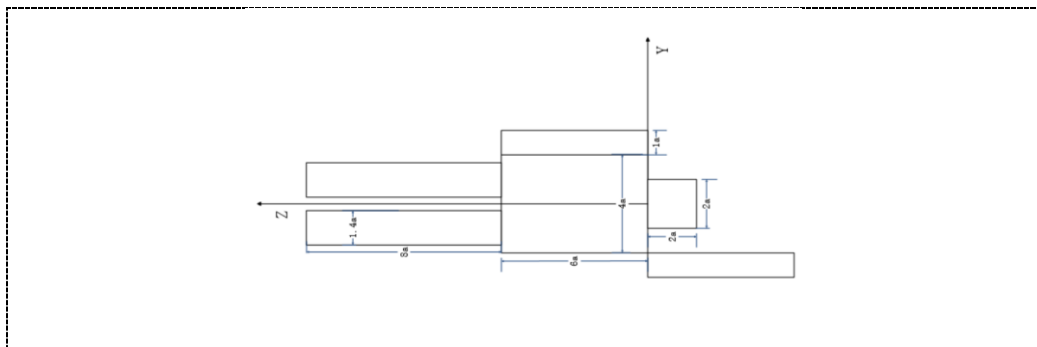


Figure 6. Model of the twisting action.

The first action is the somersault in pike position. Considering that the somersault action is rotating around the Y-axis, the coordinate system shown in figure 4 is established, and the model centroid coordinates are $(X_c, 0, Z_c)$.

According to the multi-rigid body model of the human body, it is assumed that the total mass of the athlete is $M=100m$, and the total height $h=16a$.

$$X_c = \sum_{i=1}^6 \frac{x_i m_i}{M} \quad (6)$$

$$Z_c = \sum_{i=1}^6 \frac{z_i m_i}{M} \quad (7)$$

Through the centroid coordinate formula (6), (7), the centroid coordinate $X_C=2.008a$ and $Z_C=2.88a$ are calculated. Therefore, the centroid coordinates are $(2.008a, 0, 2.88a)$. According to the calculation formula of the moment of inertia (8), (9):

$$I'_C = \sum_{i=1}^6 \frac{1}{12} m_i (l_{1i}^2 + l_{2i}^2) \quad (8)$$

$$I''_C = \sum_{i=1}^6 m_i [(x_i - X_C)^2 + (z_i - Z_C)^2] \quad (9)$$

Calculated:

$$I'_C = 250.2267ma^2, I''_C = 316.9536ma^2, I_C = 567.1803ma^2 = 0.0222Mh^2$$

Therefore, the time taken by the athlete to complete a full somersault in tuck position is:

$$t_C = \frac{2\pi I_C}{J} = \frac{2\pi \times 0.0222Mh^2}{J} \quad (10)$$

In the same way, the analysis of the somersault in pike position is assumed to be the same as the above analysis. Establish the coordinate system as shown in figure 5, and set the model centroid coordinates to $(X_B, 0, Z_B)$:

$$X_B = \sum_{i=1}^6 \frac{x_i m_i}{M} \quad (11)$$

$$Z_B = \sum_{i=1}^6 \frac{z_i m_i}{M} \quad (12)$$

According to the centroid coordinate formula (11), (12), the centroid coordinates of the somersault in pike position are calculated as $(2.884a, 0, 3.08a)$.

Similarly, the formula for calculating the moment of inertia is:

$$I'_B = \sum_{i=1}^6 \frac{1}{12} m_i (l_{1i}^2 + l_{2i}^2) \quad (13)$$

$$I''_B = \sum_{i=1}^6 m_i [(x_i - X_B)^2 + (z_i - Z_B)^2] \quad (14)$$

Calculated:

$$I'_B = 930.2944ma^2, I''_B = 378.2267ma^2, I_B = 1308.5211ma^2 = 0.0511Mh^2$$

Therefore, the time taken for an athlete to complete a full somersault in pike position is:

$$t_B = \frac{2\pi I_B}{J} = \frac{2\pi \times 0.0511Mh^2}{J} \quad (15)$$

Finally, the twisting action is analyzed. The twisting action is the rotation around the Z axis, and the component on the Z axis can be ignored (the Z axis is still marked in figure 6 in order to show the various parts of the human body, which is not counted in the actual calculation). Establish the coordinate system shown in figure 6, and set the model centroid coordinate to $(0, Y_T, 0)$.

$$Y_T = \sum_{i=1}^6 \frac{y_i m_i}{M} \quad (16)$$

According to the centroid coordinate formula (16), the centroid coordinate of the twisting action is calculated as $Y_T=0$, so the centroid coordinate is: $(0,0,0)$.

Calculate the moment of inertia by equations (17), (18):

$$I''_T = \sum_{i=1}^6 m_i [(y_i - Y_T)^2] \quad (17)$$

$$I_T' = \sum_{i=1}^6 \frac{1}{12} m_i (l_{1i}^2 + l_{2i}^2) \quad (18)$$

Calculated:

$$I_T'' = 90.68ma^2, I_T' = 98ma^2, I_T = 188.68ma^2 = 0.0074Mh^2.$$

Therefore, the time taken for an athlete to complete a full twisting is:

$$t_T = \frac{2\pi I_T}{J} = \frac{2\pi \times 0.0074Mh^2}{J} \quad (19)$$

According to statistics, the time taken by Chinese female diver Ren Qian to complete the 309B action(4.5 somersaults in pike position) is 1.2s, and the follow-up calculation is completed according to Ren's body parameters (Note: Ren's height and weight are closer to the average of the diver):

$$4.5 \times t_B = 4.5 \times \frac{2\pi \times 0.0511Mh^2}{J} = 1.2 \quad (20)$$

By formula (20), the reasonable value of the initial moment of inertia J is calculated as:

$$J = 142.19kg \cdot m^2s^{-1} \quad (21)$$

Substituting the value of J into the formulas (10), (15), and (19), the relationship between the time when the athlete completes each diving action and the height h and the weight M of the athlete is obtained as shown in the formula (22).

$$\begin{aligned} t_B &= 2.254 \times 10^{-3} Mh^2 \\ t_C &= 9.810 \times 10^{-4} Mh^2 \\ t_T &= 3.270 \times 10^{-4} Mh^2 \end{aligned} \quad (22)$$

The time ratio of each diving action is:

$$t_B : t_C : t_T \approx 7 : 3 : 1$$

The relationship between the completion time of each action and the weight and height is shown in figure 7 (the red, blue and green lines respectively represent the body weight $M=40, 50, 60kg$), Fig. 3-8 (Red, blue, and green lines respectively represent weight $h = 1.5, 1.6, 1.7 m$).

It can be seen from figure 7 and figure 8 that the completion time of each action is linearly positively correlated with the body weight, and is positively correlated with the height, which is the same as conclusion obtained by the model.

Then, taking action 309B as an example, the relationship between the time required to complete the entire 309B action and the height and weight is obtained, as shown in figure 9 (the red, blue and green lines respectively represent the body weight $M=40, 50, 60kg$), figure 10 (red, blue, and green lines respectively represent weight $h = 1.5, 1.6, 1.7 m$).

It can be seen from figure 9 and figure 10 that the 309B action completion time is linearly positively correlated with body weight, and is positively correlated with height, which is the same as conclusion obtained by the model.

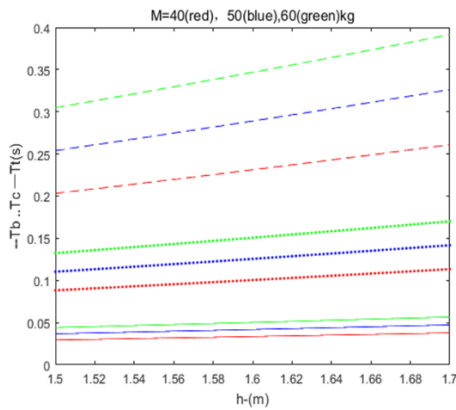


Figure 7. Relationship between completion time of each action and height.

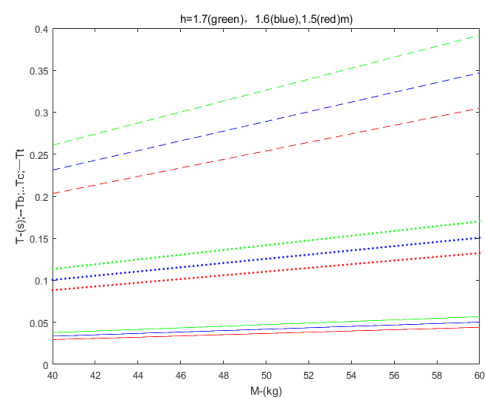


Figure 8. Relationship between completion time of each action and weight.

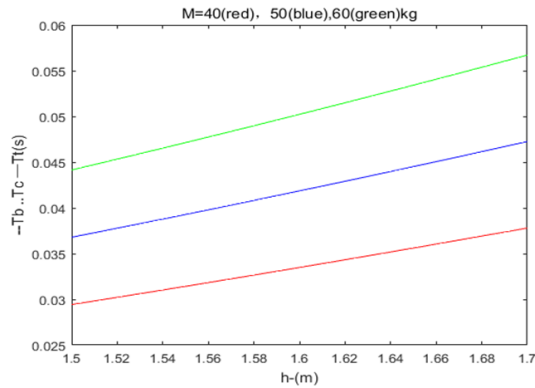


Figure 9. Relationship between 309B action completion time and height.

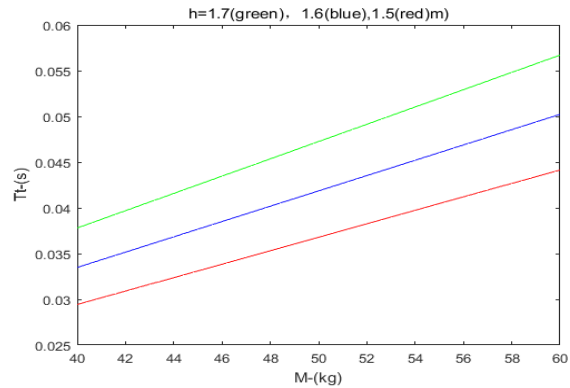


Figure 10. Relationship between 309B action completion time and weight.

Since the formula (22) reflects that the completion time of the action is proportional to Mh^2 , Mh^2 is used as a reference index of the body type correction parameter BC , so the relationship between the completion time of each action and Mh^2 is also analyzed, as shown in Figure 3-11.

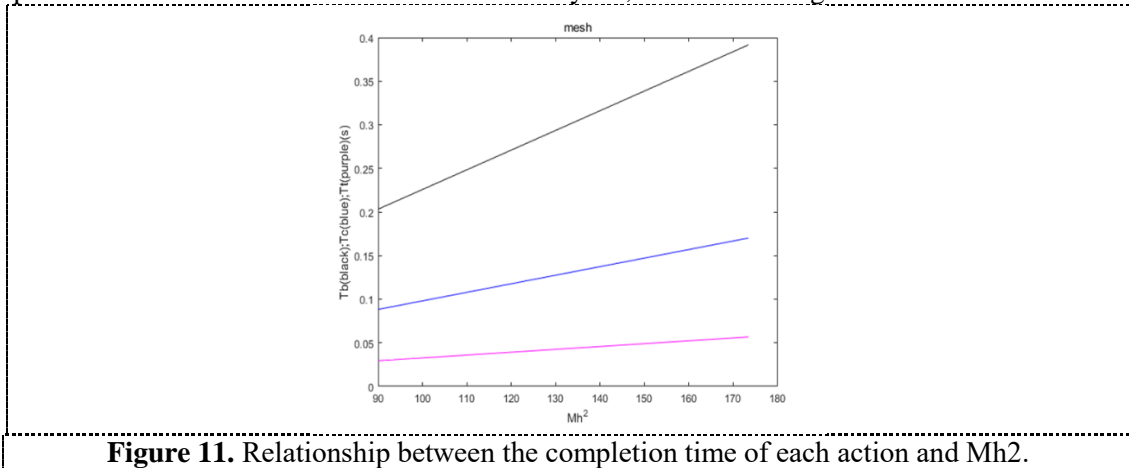


Figure 11. Relationship between the completion time of each action and Mh^2 .

It can be seen from figure 11 that the completion time of each action is linearly positively correlated with Mh^2 , which is the same as the conclusion obtained by the model.

4. Formulation of body shape correction coefficient

From the relationship between the athlete's completion time of each diving action and the athlete's height h and weight M , that is, formula (22), the athlete's body shape has a direct impact on the completion time of the action. Therefore, the athlete's body shape and the action difficulty coefficient are directly related. The body shape correction coefficient should be set to correct the current diving action difficulty coefficient rule. The setting of the athlete's body shape correction coefficient should be considered from two aspects: First, the completion time of the diving action is proportional to Mh^2 . Therefore, Mh^2 is selected as the measurement index of the athlete's body shape, that is, the body shape correction index. The typical diving athlete's body shape correction index Mh^2 is obtained, which is used as a benchmark to ensure that the body shape correction coefficient has good applicability. Secondly, Lagrange Interpolation Polynomial is combined with the benchmark data to determine the body shape correction coefficient of athletes of different body size. Avoiding direct linear fit makes the body shape correction coefficient setting unreasonable.

According to formula (22), the time taken by the athlete to complete the diving action is directly proportional to the body shape correction index Mh^2 . The smaller the Mh^2 is, the shorter the time for completing a certain action is, and the easier it is to get a high action score. Only considering the body factor, assuming that the same diving action is completed, the action score of the athlete, whose body

shape correction index Mh^2 is the maximum, is 6, the action score of the athlete, whose Mh^2 is average, is 8, and the action score of the athlete, whose Mh^2 is minimum, is 10. The introduced body shape correction coefficient BC should give everyone the same score to eliminate the influence of the body factor. The initial setting scheme of the specific body shape correction coefficient is shown in table 3.

Table 3. Initial setting table of body type correction coefficient.

	Mh^2_{min}	Mh^2_{avr}	Mh^2_{max}
Original action score	10	8	6
BC (body shape correction index)	0.8	1	1.33
Final score	8	8	8

According to the typical diving athletes' body size data, the minimum, average and maximum values of the female diving athlete's body shape correction index are $98.596kg \cdot m^2$, $121.4991kg \cdot m^2$ and $140.8157kg \cdot m^2$. The minimum, average and maximum values of the male diving athlete's body shape correction index are $107.52 kg \cdot m^2$, $164.5124 kg \cdot m^2$, and $207.6111 kg \cdot m^2$. It could be seen that the distribution of body shape correction indicators for male and female diving athletes is very different. Therefore, this paper formulates body shape correction coefficient for male and female diving athletes respectively.

In this paper, Lagrange Interpolation Polynomial is used to determine the relationship between the body shape correction coefficient BC of the diving athlete and the body shape correction index Mh^2 . The minimum, average and maximum values of the female diver's body shape correction index are $98.596kg \cdot m^2$, $121.4991kg \cdot m^2$ and $140.8157kg \cdot m^2$. So the coordinates of the three interpolation points are $(98.596, 0.8)$, $(121.4991, 1)$, $(140.8157, 1.33)$, which is substituted into the Lagrange interpolation formula to calculate the relationship between the body shape correction coefficient BC of the female diving athlete and the body shape correction index Mh^2 ($x=Mh^2$):

$$L_1(x) = 2 \times 10^{-4}x^2 - 0.035x + 2.3 \quad (23)$$

$$BC = 2 \times 10^{-4}M^2h^4 - 0.035Mh^2 + 2.3 \quad (24)$$

The segmented integrals of the body shape correction index are averaged to obtain the body shape correction coefficient of the female diving athletes, as shown in table 4.

The male athlete's body shape data is treated in the same way, and the male diving athlete's body shape correction coefficient scheme can be obtained, as shown in table 5.

The relationship between body shape correction coefficient and body shape correction index is plotted, as shown in figure 12.

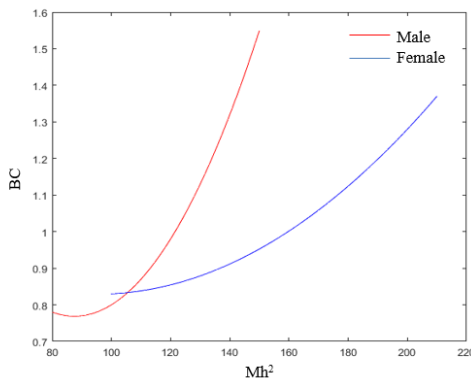


Figure 12. Relationship between correction coefficient and correction index of body shape.

It could be seen that the larger the athlete's body shape correction index Mh^2 is, the larger the corresponding body shape correction coefficient is. In the diving competition, the athlete's body shape correction coefficient is multiplied by the athlete's total score as the athlete's final score, which can eliminate the slimmer athlete's body advantage.

Table 4. Body shape correction coefficient table of male diving athlete.

$Mh^2/kg \cdot m^2$	BC
90-100	0.79
100-110	0.84
110-120	0.93
120-130	1.05
130-140	1.22
140-150	1.43

5. Simulation

This paper takes the actions of the female diving athletes X and Y in the 2017 FINA World Championships as an example to illustrate the use of body shape correction coefficient and the influence of the change of rules on the athlete's diving score.

X completed four actions of 107B, 407C, 207C, and 5353B in the game. The height of X is 1.62m and the weight is 45kg. Therefore, the body shape correction index Mh^2 is 118.098kg·m². Looking up table 4, the body shape correction index BC of X is 0.93. The scores of each action of X are as shown in table 6.

Table 5. Body shape correction coefficient table of male diving athlete.

$Mh^2/\text{kg}\cdot\text{m}^2$	BC
100-110	0.83
110-120	0.85
120-130	0.87
130-140	0.89
140-150	0.93
150-160	0.98
160-170	1.03
170-180	1.09
180-190	1.16
190-200	1.24
200-210	1.32

Table 6. Scores of each action of X.

Action number	Action code	Action score	Difficulty coefficient	Total score under old rule
1	107B	26	3.0	78
2	407C	28.5	3.2	91.2
3	207C	19.5	3.3	64.35
4	5353B	24	3.3	79.2

Table 7. Scores of each action of Y.

Action number	Action code	Action score	Difficulty coefficient	Total score under old rule
1	107B	24.5	3.0	73.5
2	407C	25.5	3.2	81.6
3	207C	25	3.3	82.5
4	5353B	25.5	3.3	84.15

S

It is calculated that the total score of X's four actions under the old rules is 312.75 points, and the total score under the new rules is $312.75BC=312.75\times 0.93=290.86$ points. Compared to the old rules, X has a lower total score under the new rules. The reason is that the body shape correction index of X under the new rule is lower than the average level, so the body shape correction index BC is less than 1, which reduces the final score of X and reduces the body shape advantage of X.

Y also completed the four actions of 107B, 407C, 207C, 5353B in the game. The height of Y is 1.64m and the weight is 50kg. Therefore, the body shape correction index Mh^2 is 134.48kg·m². Looking up Table 4, the body shape correction index BC of Y is 1.22. The scores of each action of Y are as shown in Table 7.

It is calculated that the total score of the four actions of Y under the old rule is 321.75 points, and the total score under the new rule is $321.75BC=321.75\times 1.22=392.54$ points. Compared to the old rules, Y has a higher total score under the new rules. The reason is that the body shape correction index of Y under the new rule is higher than the average level, so the body shape correction index BC is greater than 1, which improves the final score of Y and makes up for the body shape disadvantage of Y.

It can be seen from the above analysis that before the introduction of the body shape correction index, the scores of X and Y in the game are similar. However, it is more difficult to get a total score close to X for the Y of huge body shape, which is obviously unfair. After the introduction of the body shape correction factor, the final score of Y is higher than X more than 100 points. The body shape correction factor plays a role in reducing the size advantage of the skinny athletes and making up for the disadvantages of the tall athletes, making the rules of the game more fair.

6. Conclusion

In this paper, the multi-rigid-body model of the human body is established based on the problem of the body shape correction coefficient of the 10-meter platform diving. On this basis, the relationship between the time for the athletes to complete each diving action and the height h and weight M of the

athlete is obtained. And the body shape correction index is determined to be Mh^2 , which confirms the necessity of setting the body shape correction coefficient. Then, the function relationship between the body shape correction coefficient BC and the body shape correction index Mh^2 is established by the Lagrange Interpolation Polynomial, and the body shape correction coefficient scheme is formulated accordingly. The solution model proposed in this paper is simple and easy to understand, and maintains the appropriate model complexity. The model is in line with the reality and provides a simple, feasible and reliable new idea for the difficulty of diving action, so that the rules can better serve the game and ensure the fairness of the diving competition.

However, the research work in this paper is quite rough in some aspects: the diving process assumed in this paper does not consider the tilting action after the take-off, which is slightly different from the actual diving process and a certain deviation between the relationship of the completion time of each diving action and the height and weight of the athlete and the actual situation; when the Lagrange Interpolation Polynomial is used to solve the functional relationship between the body shape correction coefficient and the body shape correction index, the number of interpolation points is small due to the limitation of the data source, and there are certain subjective factors in the formulation of interpolation point coordinates, resulting in a low degree of functional relationship between the body shape correction coefficient and the body shape correction index and a certain error. These aspects require more detailed research in the future work, so that the new diving difficulty coefficient rules are more reasonable and perfect.

7. References

- [1] C. Frohlich, Do springboard divers violate angular momentum? , American Journal of Physics, 47(1979), pp. 583 - 592.
- [2] M. R. YEADON, The simulation of aerial movement - I. the determination of orientation angles from film data, Journal of Biomechanics, 23 (1990), pp. 59 - 66.
- [3] M. R. YEADON, The simulation of aerial movement - II. A mathematical inertia model of the human body, Journal of Biomechanics, 23 (1990), pp. 67 - 74.
- [4] M. R. YEADON, The simulation of aerial movement - III. The determination of the angular momentum of the human body, Journal of Biomechanics, 23 (1990), pp. 75 - 83.
- [5] M. R. YEADON, The simulation of aerial movement - IV. A computer simulation model, Journal of Biomechanics, 23 (1990), pp. 85 - 89.
- [6] M. R. YEADON, The biomechanics of twisting somersaults: Part I. Rigid body motions, Journal of Sports Sciences, 11 (1993), pp. 187 - 198.
- [7] M. R. YEADON, The biomechanics of twisting somersaults: Part II. Contact twist, Journal of Sports Sciences, 11(1993), pp. 199 - 208.
- [8] M. R. YEADON, The biomechanics of twisting somersaults: Part III. Aerial twist, Journal of Sports Sciences, 11(1993), pp. 209 - 218.
- [9] M. R. YEADON, The biomechanics of twisting somersaults: Part IV. Partitioning performances using the tilt angle, Journal of Sports Sciences, 11 (1993), pp. 219 - 225.
- [10] Sudarsh Bharadwaj, Nathan Duignan, Holger R. Dullin, Karen Leung, William Tong. The diver with a rotor [J]. Indagationes Mathematicae, 2016, 27(5).
- [11] H. R. Dullin and W. Tong, Twisting somersault, SIAM Journal on Applied Dynamical Systems, 15 pp. 1806-1822, 2016.
- [12] William Tong, Holger R. Dullin. A New Twisting Somersault: 513XD [J].Journal of nonlinear science, December 2017, Volume 27, Issue 6, pp. 2037 - 2061, 2017.
- [13] A. Cabrera, A generalized montgomery phase formula for rotating self-deforming bodies, Journal of Geometry and Physics, 57, pp. 1405-1420, 2007.
- [14] Bingbing Yan. Establishment and Simulation for flexible human lower limb model [A]. Research Institute of Management Science and Industrial Engineering.Proceedings of 2017 5th International Conference on Frontiers of Manufacturing Science and Measuring Technology (FMSMT 2017)

- [C].Research Institute of Management Science and Industrial Engineering:Computer Science and Electronic Technology International Society,2017:5.
- [15] Nurbiya Yadikar. Estimation of Body Size by Combining Genetic Algorithm with Human Body Model [A]. Science and Engineering Research Center.Proceedings of 2017 2nd International Conference on Electrical, Automation and Mechanical Engineering (EAME2017) [C].Science and Engineering Research Center:Science and Engineering Research Center,2017:4.
- [16] Peterson.C.M, Thomas.D.M, Blackburn.G.L,et.al. Universal equation for estimating ideal body weight and body weight at any BMI. [J]. American Journal of Clinical Nutrition, 2016, 103(3).
- [17] E.E.Ermis,F.B.Pilicer,E.Pilicer,C.Celiktas.A comprehensive study for mass attenuation coefficients of different parts of the human body through Monte Carlo methods[J].Nuclear Science and Techniques,2016,27(03):44-52.
- [18] Yan Zhao,Xiaolin Zhang,Jun Wang,Wenyan Tang.Measurement of Moment of Inertia Based on Hilbert Transform[J].Transactions of Tianjin University,2013,19(03): 225-230.
- [19] Torsional inertia moment of beam element with complex section analysis based on FEM [J].Engineering Sciences, 2012, 10 (03):93-96.