

A Lattice Study of Renormalons in Asymptotically Free Sigma Models

Matthias Pühr* and Falk Bruckmann

Institut für theoretische Physik, Universität Regensburg,

93040 Regensburg, Germany

E-mail: matthias.puhr@ur.de, falk.bruckmann@ur.de

In general, perturbative expansions of observables in powers of the coupling constant in quantum field theories are asymptotic series. In many cases it is possible to apply resummation techniques to assign a unique finite value to an asymptotic series, but a particular pattern of divergence, the so-called renormalon, gives rise to non-perturbative ambiguities. The framework of Numerical Stochastic Perturbation Theory (NSPT), based on stochastic quantisation and the perturbative expansion of lattice fields, makes it possible to compute coefficients of perturbative series on the lattice. In this work we report on an NSPT study of asymptotically free sigma models, namely the Principal Chiral Model and the $CP(N-1)$ model. We present results for a lattice computation of the expansion coefficients of the energy density and discuss signatures of renormalons.

The 36th Annual International Symposium on Lattice Field Theory - LATTICE2018

22-28 July, 2018

Michigan State University, East Lansing, Michigan, USA.

*Speaker.

1. Introduction

A heuristic argument suggest that perturbative expansions in powers of the coupling constant α in quantum field theories (QFTs) are generally asymptotic series [1]. To compare theoretical expectations with experimental results it is necessary to assign a unique value to these asymptotic series. In many cases it is possible to apply resummation techniques, like Borel summation, to unambiguously define the value of an asymptotic series. Factorially divergent series with non-sign-alternating coefficients, however, give rise to non-perturbative ambiguities ($\sim \exp(-\frac{1}{\alpha})$) in the Borel summation. For the purpose of this work, we will refer to this divergence pattern as renormalon, see [2] for an in-depth review of the topic.

The non-perturbative ambiguities introduced by renormalons raise fundamental questions about the relation between perturbative expansions and a non-perturbative definition of QFTs, which are adressed for example in resurgence theory (see [3] for a recent introductory review). Moreover, they can also play a crucial role for calculations in the operator product expansion (OPE) [2]. A better understanding of renormalon physics is therefore of interest for a broad range of applications.

To clearly identify the divergence pattern giving rise to renormalons, one generally has to calculate the perturbative expansion up to very high powers of α . The number of diagrams that have to be taken into account to calculate the coefficient at order α^M in diagrammatic perturbation theory (DPT) is typically proportional to $M!$. For most QFTs of interest it is in practice not feasible to go to large M . For this reason, analytic verification of results obtained based on physical intuition or heuristic arguments involving renormalons is often hard to achieve. An independent cross check of renormalon based conjectures using lattice methods is therefore of great interest.

In this work we use the framework of Numerical Stochastic Perturbation Theory (NSPT) [4, 5] to study renormalons in sigma models in $d = 1 + 1$ dimensions. These models are not trivial and have interesting features, like a non-perturbative mass gap, confinement, or asymptotic freedom, in common with QCD in $d = 3 + 1$. The big advantage of NSPT over DPT is that the numerical cost of computing an expansion up to order M is proportional to M^2 and not to $M!$, which enables us to calculate perturbative expansions up to higher orders M (state of the art computations in $SU(3)$ gauge theory in $d = 3 + 1$ [6–8] reach up to $M = 35$).

2. Numerical Setup

We consider two different sigma models in $d = 1 + 1$ dimensions, the Principal Chiral Model (PCM(N)) and the $CP(N - 1)$ model. Both models have been investigated in the context of resurgence theory (see, e.g., [9–12]) and are expected to feature renormalons. The lattice action of the PCM(N) is given by

$$S = -2\beta N \sum_{x,v} \text{Re Tr} (U(x)U(x+v)^\dagger), \quad U \in \mathbb{C}^{N \times N}, \quad (2.1)$$

where the fields U sit on the sites of the lattice and are subject to the constraint $UU^\dagger = \mathbb{1}$ and $\det U = 1$, i.e. $U \in SU(N)$. For the $CP(N - 1)$ model we use the lattice action

$$S = -2\beta N \sum_{x,v} \text{Re} (n^\dagger(x)U_v(x)n(x+v)), \quad n \in \mathbb{C}^N, \quad (2.2)$$

where the $U_v \in U(1)$ are gauge links and the constraint on the fields is $n^\dagger n = 1$. The gauge field is auxiliary, since there is no kinetic term for U_v in Equation (2.2).

The ansatz of NSPT is to expand the lattice fields in powers of $\alpha = \beta^{-\frac{1}{2}}$ and truncate the series at a predefined power M , so that, e.g., the fields of the PCM(N) would be given by

$$U(x) = \sum_{k=0}^M U_k(x) \beta^{-\frac{k}{2}}. \quad (2.3)$$

It is straightforward to define sums and products of truncated series:

$$U(x) + U'(x) = \sum_{k=0}^M (U_k(x) + U'_k(x)) \beta^{-\frac{k}{2}}, \quad U(x) \cdot U'(x) = \sum_{k=0}^M \left(\sum_{l=0}^k U_l(x) U'_{l-k}(x) \right) \beta^{-\frac{k}{2}}. \quad (2.4)$$

Analytic functions of the field variables can be defined by simply inserting the expansion in the Taylor series of the function and neglecting terms of order $\mathcal{O}(\beta^{-\frac{M+1}{2}})$. The numerical cost of computing the product in Equation (2.4) scales like M^2 and since this is the most expensive operation we expect the cost of NSPT to be also proportional to M^2 .¹

Monte Carlo algorithms with an accept/reject step can not be expanded in powers of $\beta^{-\frac{1}{2}}$ and are not compatible with expansions of the form (2.3). NSPT therefore employs the discretised Langevin equation to generate lattice configurations [13]. Discretising the Langevin time introduces a systematic error and makes it necessary to simulate at many different discrete Langevin time steps ε and to perform an extrapolation $\varepsilon \rightarrow 0$. The size of the systematic error depends on the integration routine used in the discretised Langevin update. We use the second order Runge-Kutta type integrator from [7], for which the systematic error is of order $\mathcal{O}(\varepsilon^2)$.

For this first exploratory study we consider the perturbative expansion of the energy density, which is given by

$$E_{\text{CPN}} = 2N \langle \text{Re} (n^\dagger(x) U_v(x) n(x+v)) \rangle, \quad E_{\text{PCM}} = 1 - \frac{1}{N} \langle \text{Re Tr} (U(x) U(x+v)^\dagger) \rangle \quad (2.5)$$

for the CP($N-1$) model and PCM(N), respectively. The perturbative series for the energy density is formally given by

$$E = \sum_n E_n \beta^{-\frac{n}{2}}, \quad (2.6)$$

but the coefficients with odd n vanish identically. (To see why remember that the free energy, up to shifts and rescaling, is given by partial derivative of the partition function with respect to β .) One reason for studying the energy density is that analytic results for the lowest expansion coefficients in (2.6) are available in the literature for both models considered in this work.

3. Results

We start this section with a discussion of the results for medium sized lattices with $V = 16 \times 16$. To check the dependence on the discrete Langevin time step we performed NSPT calculations for $\varepsilon = 0.05, 0.025$ and 0.01 . For the CP($N-1$) model the first three non-trivial expansion coefficients

¹This estimate ignores possible bottlenecks like cache sizes or memory bandwidth.

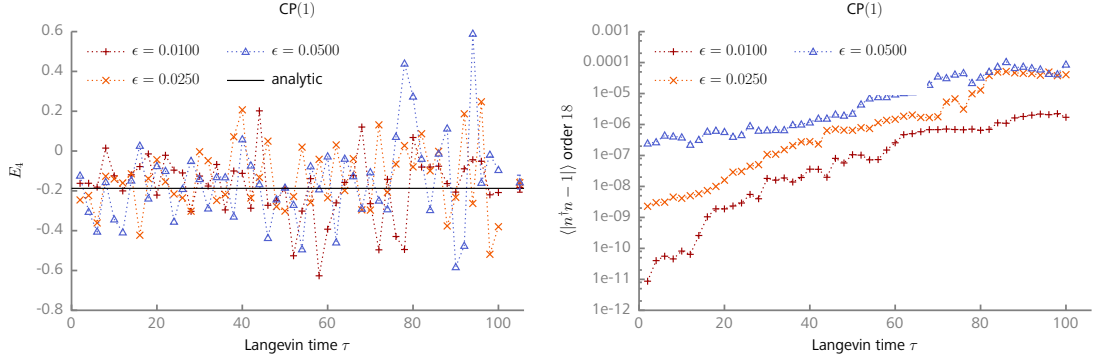


Figure 1: Left: Langevin trajectories for the coefficient E_4 in the CP(1) model on a $V = 16 \times 16$ lattice for different values of ϵ . The symbols with error bars on the very right show the average over the trajectory and the solid black line is the continuum perturbation theory result. Right: Average deviation from the constraint $n^\dagger n = 1$ at order 18 as a function of the Langevin time τ . All parameters are the same as for the left plot.

are known and we find good agreement between our results and the analytical values, even for the largest ϵ . A typical Langevin history for E_4 in the CP(1) model is shown on the left plot in Figure 1. While the results for the first few coefficients are very encouraging, there seems to be a problem with higher order coefficients. We find that the constraint $n^\dagger n = 1$, which has to be fulfilled order by order, is violated for higher orders at large Langevin times. The reason seems to be an accumulation of numerical errors over the Langevin run². As an example, we plot the deviation from the constraint at order 18 on the right hand side of Figure 1.

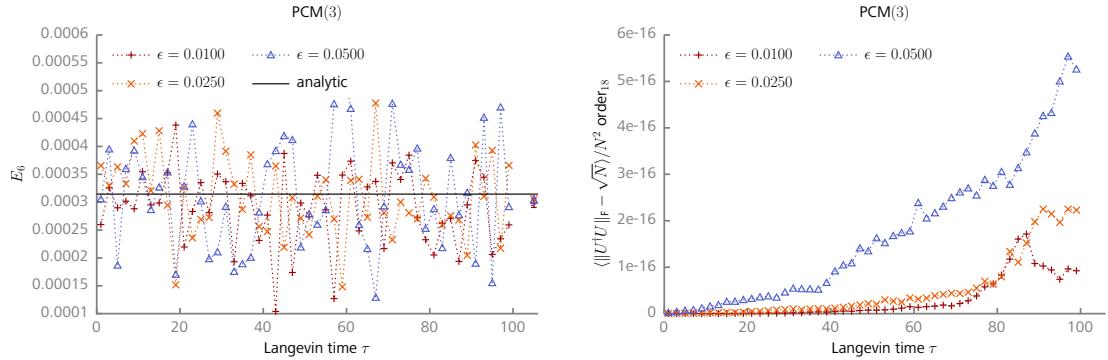


Figure 2: Left: Langevin trajectories for the coefficient E_6 in PCM(3) on a $V = 16 \times 16$ lattice for different values of ϵ . The black line marks the continuum perturbation theory result and the symbols with error bars on the very right show the average over the trajectory. Right: Average deviation from the constraint $U^\dagger U = \mathbb{1}$ at order 18 as a function of the Langevin time τ . The deviation from the unit matrix is measured as $\|U^\dagger U - \mathbb{1}\|_F / N^2$, where $\|\cdot\|_F$ stands for the Frobenius norm. All parameters are the same as for the left plot.

For the PCM(N) the coefficients are known up to E_6 . Again, we generally find a good agreement between the analytic values and the NSPT calculations, see the left plot in Figure 2. We do

²We use a formulation of the Langevin algorithm which, for infinite precision arithmetic, exactly preserves the constraint even for finite ϵ .

not observe any large deviations from the constraint $U^\dagger U = \mathbb{1}$: as the plot on the right panel of Figure 2 shows, the constraints are fulfilled even at large orders (up to some small errors of the order of the machine epsilon).

Simulations on a larger lattice with $V = 32 \times 32$ were only performed for the $\text{PCM}(N)$, because of the constraint compliance issues with the $\text{CP}(N-1)$ model. On the larger lattice we simulate the $\text{PCM}(N)$ for several different values of $N = 4, 5, 6, 12$ and use perturbative expansions up to order 40 (order 20 for $N = 12$) in $\beta^{-\frac{1}{2}}$. Moreover, we significantly decrease the size of the Langevin time steps and use $\varepsilon = 0.01, 0.0075, 0.005$. The results are summarised in Figure 3 and show that NSPT enables us to calculate perturbative expansion coefficients with high precision up to the highest orders considered in this work.

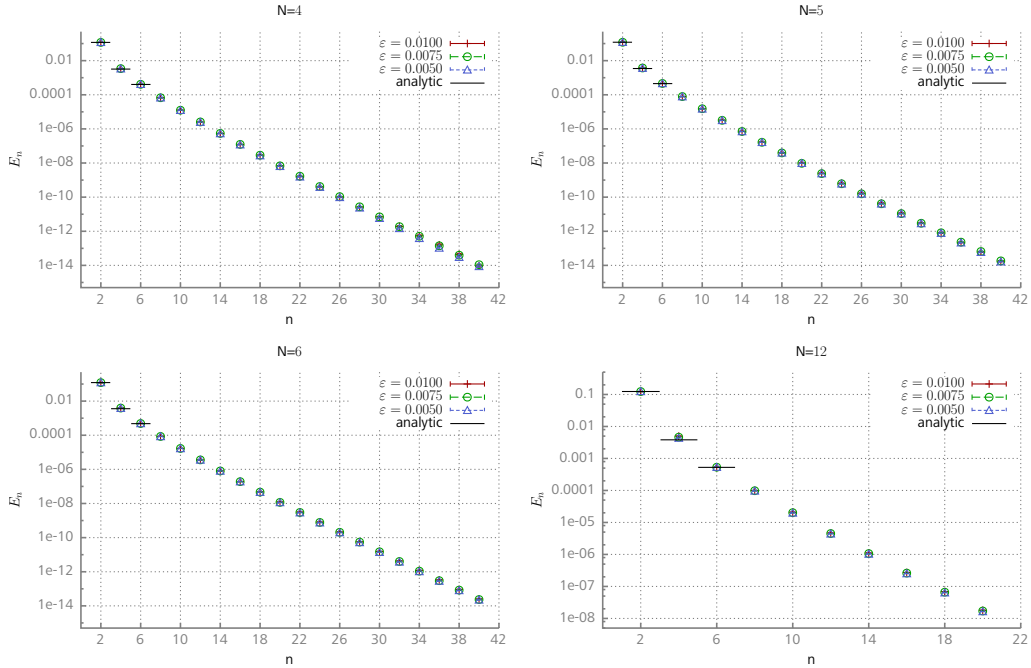


Figure 3: Results for the $\text{PCM}(N)$ on a lattice of size $V = 32 \times 32$ for different values of N and ε . The plots show the (even) expansion coefficients. Where available the analytical results, denoted by a small black line, are plotted for comparison.

If the expansion (2.6) is divergent with a renormalon pattern, the expectation is that asymptotically for large n the coefficients have the form $E_n \sim b^n n! n^c$, with constants b, c and $b > 0$. Assuming the coefficients indeed have this asymptotic behaviour, up to an optimal truncation order n^* the terms $E_n \beta^{-\frac{n}{2}}$ decrease and the inclusion of additional terms in the series gives a better approximation to E . It can be shown that $n^* \sim \frac{\beta^{\frac{1}{2}}}{b}$ and OPE arguments suggest that, to leading order, $b \sim \frac{\beta_0}{D}$, where β_0 is the leading coefficient in the expansion of the β -function and D is the energy dimension of the observable in question ($D = 2$ for E). For the $\text{PCM}(N)$ with action (2.1) $\beta_0 = \frac{1}{8\pi}$. The minimal coefficient E_n can be derived by the same arguments to occur at $n^* \sim 16\pi$, which is larger than our maximal expansion order $M = 40$. We would have to go to much higher orders before the expansion coefficients start to increase and the renormalon pattern emerges.

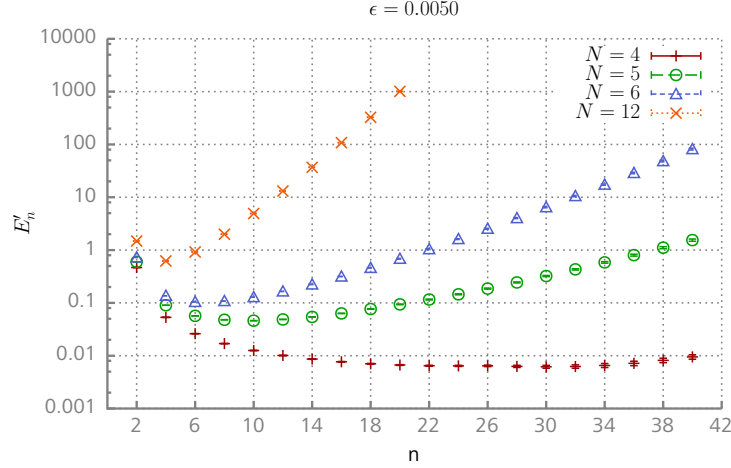


Figure 4: Expansion coefficients of the energy density E'_n in the PCM(N) for rescaled coupling $N\beta =: \beta'$. The Langevin time step is $\varepsilon = 0.005$ for all N in this plot.

Fortunately there is an alternative, less expensive way to check for renormalons. Rescaling the coupling $\beta' := \beta N$ leads to $\beta'_0 = \frac{N}{8\pi}$ and gives an N -dependent $n'^* \sim \frac{16\pi}{N}$. There is no need to recalculate the expansion coefficients, since the new ones are also given by a simple rescaling: $E'_n = E_n N^{\frac{n}{2}}$. Figure 4 shows a plot of the rescaled coefficients E'_n . With the exception of $N = 4$ the expectation for the optimal truncation order ($n'^* \approx 13, 10, 8, 4$ for $N = 4, 5, 6, 12$) is in good agreement with a change of the monotonicity behaviour of the expansion coefficients.

4. Discussion and Outlook

In this work we applied NSPT to calculate the expansion coefficients of the energy density in the PCM(N) and the CP($N - 1$) model. For the CP($N - 1$) model we found that we can compute the lowest expansion coefficients with high precision, but for the higher coefficients the results are spoiled by large deviations from the constraint $n^\dagger n = 1$. We tried to fix this by going to smaller time steps ε , periodically rescaling the fields to enforce the constraint “by hand”, and even by considering a different lattice discretisation of the CP($N - 1$) action³. So far, none of these approaches has been entirely successful and the constraint violation remains an open problem.

For the PCM(N) our numerics worked very well and we were able to calculate expansion coefficients up to order 40. Even for the largest orders constraint violation does not pose a problem in the PCM(N) calculations. Our results for the monotonicity behaviour of the rescaled coefficients, shown in Figure 4, are in general in good agreement with expectations and can be interpreted as renormalon signatures.

Further work is necessary to unambiguously identify a renormalon in the PCM(N). The constant b can be extracted from ratios of expansion coefficients and should be a more reliable indicator of a renormalon. To this end, a careful execution of the extrapolation $\varepsilon \rightarrow 0$ and the limit $V \rightarrow \infty$ is necessary [7, 8]. This is currently work in progress and the final results will be published elsewhere.

³The equations of motion can be used to get rid of the auxiliary gauge field, giving the so-called “quartic action”.

Acknowledgements: We thank G. Bali, P. Buividovich, G. Dunne and M. Ünsal for helpful discussions. Large parts of our numerical code were developed together with J. Simeth. We acknowledge support from DFG (Contract No. BR 2872/6-2, BR 2872/8-1). The computations were performed on a local cluster at the University of Regensburg and on the Linux cluster of the LRZ in Garching.

References

- [1] F. J. Dyson, *Divergence of Perturbation Theory in Quantum Electrodynamics*, *Phys. Rev.* **85** (1952) 631.
- [2] M. Beneke, *Renormalons*, *Phys. Rep.* **317** (1999) 1 [[hep-ph/9807443v2](#)].
- [3] G. V. Dunne and M. Ünsal, *What is QFT? Resurgent Trans-Series, Lefschetz Thimbles, and New Exact Saddles*, in proceedings of *Lattice 2015*, *PoS(LATTICE 2015)* 010 (2015) [[1511.05977v1](#)].
- [4] F. Di Renzo, G. Marchesini, P. Marenzoni and E. Onofri, *Four Loop Result in $SU(3)$ Lattice Gauge Theory by a Stochastic Method: Lattice Correction to the Condensate*, *Nucl. Phys. B* **426** (1994) 675 [[hep-lat/9405019v1](#)].
- [5] F. Di Renzo and L. Scorzato, *Numerical Stochastic Perturbation Theory for Full QCD*, *JHEP* **2004** (2004) 073 [[hep-lat/0410010](#)].
- [6] C. Bauer, G. S. Bali and A. Pineda, *Compelling Evidence of Renormalons in QCD from High Order Perturbative Expansions*, *Physical Review Letters* **108** (2012) [[1111.3946v2](#)].
- [7] G. S. Bali, C. Bauer, A. Pineda and C. Torrero, *Perturbative Expansion of the Energy of Static Sources at Large Orders in Four-Dimensional $SU(3)$ Gauge Theory*, *Phys. Rev. D* **87** (2013) [[1303.3279v3](#)].
- [8] G. S. Bali, C. Bauer and A. Pineda, *Perturbative Expansion of the Plaquette to $\mathcal{O}(\alpha^{35})$ in Four-Dimensional $SU(3)$ Gauge Theory*, *Phys. Rev. D* **89** (2014) [[1401.7999v2](#)].
- [9] G. V. Dunne and M. Ünsal, *Resurgence and Trans-Series in Quantum Field Theory: The $CP(N-1)$ Model*, *JHEP* **2012** (2012) [[1210.2423v1](#)].
- [10] G. V. Dunne and M. Ünsal, *Continuity and Resurgence: Towards a Continuum Definition of the $CP(N-1)$ Model*, *Phys. Rev. D* **87** (2013) [[1210.3646v1](#)].
- [11] A. Cherman, D. Dorigoni, G. V. Dunne and M. Ünsal, *Resurgence in Quantum Field Theory: Nonperturbative Effects in the Principal Chiral Model*, *Phys. Rev. Lett.* **112** (2014) [[1308.0127v2](#)].
- [12] A. Cherman, D. Dorigoni and M. Ünsal, *Decoding Perturbation Theory Using Resurgence: Stokes Phenomena, New Saddle Points and Lefschetz Thimbles*, *JHEP* **2015** (2015) [[1403.1277v2](#)].
- [13] G. G. Batrouni, G. R. Katz, A. S. Kronfeld, G. P. Lepage, B. Svetitsky and K. G. Wilson, *Langevin Simulations of Lattice Field Theories*, *Phys. Rev. D* **32** (1985) 2736.