

BI-PARAMETER EMBEDDING AND MEASURES WITH RESTRICTED ENERGY CONDITIONS

NICOLA ARCOZZI, IRINA HOLMES, PAVEL MOZOLYAKO, AND ALEXANDER VOLBERG

ABSTRACT. Nicola Arcozzi, Pavel Mozolyako, Karl-Mikael Perfekt, and Giulia Sarfatti recently gave the proof of a bi-parameter Carleson embedding theorem. Their proof uses heavily the notion of capacity on the bi-tree. In this note we give another proof of a bi-parameter Carleson embedding theorem that avoids the use of bi-tree capacity. Unlike the proof on a simple tree in a previous paper of the authors, which used the Bellman function technique, the proof here is based on some rather subtle comparisons of energies of measures on the bi-tree.

1. INTRODUCTION AND NOTATIONS

Let T denote a finite dyadic tree (of depth N). By identifying the root of T with $I_0 = [0, 1]$ and each subsequent node in T with the corresponding dyadic subinterval of I_0 , we can think of its boundary ∂T as simply \mathcal{D}_N , i.e. the dyadic subintervals of I_0 of size 2^{-N} .

Consider now $T^2 = T \times T$, a bi-tree. We identify the root of T^2 with $Q_0 = [0, 1]^2$, and then each node $\alpha \in T^2$ of the bi-tree is identified with a corresponding dyadic rectangle $R_\alpha \subset Q_0$ in the obvious way. If α and β are nodes of the bi-tree T^2 , we say that $\alpha \leq \beta$ if and only if their corresponding dyadic rectangles satisfy $R_\alpha \subset R_\beta$.

The boundary $\partial T^2 = (\partial T)^2$ will consist of $\mathcal{D}_N \times \mathcal{D}_N$, the dyadic sub-squares of Q_0 of side-length 2^{-N} . We will usually denote these boundary nodes ∂T^2 by the letter ω . The small squares of size $2^{-n} \times 2^{-N}$ making up the boundary will be denoted R_ω . In fact, as the nodes of the bi-tree T^2 and dyadic rectangles are in one-to-one correspondence, we will feel free in what follows to sometimes replace the symbol R_ω by just ω , and R_α by just α . This should not lead to a confusion, and sometimes it is nice to distinguish between the two objects.

If E is a subset of ∂T^2 (or ∂T), then we define U_E to be the union of corresponding squares (intervals for T):

$$U_E := \bigcup_{\omega \in E} R_\omega, \quad \forall E \subset \partial T^2,$$

and \mathcal{R}_E to be the collection of all dyadic rectangles inside U_E (this is a collection of dyadic intervals if we mean T instead of T^2):

$$\mathcal{R}_E := \{R : R \subset U_E\}.$$

2010 *Mathematics Subject Classification.* 42B20, 42B35, 47A30.

Key words and phrases. Carleson embedding on dyadic tree, bi-parameter Carleson embedding, Bellman function, capacity on dyadic tree and bi-tree.

Theorem 3.1 was obtained in the frameworks of the project 17-11-01064 by the Russian Science Foundation.

NA is partially supported by the grants INDAM-GNAMP 2017 "Operatori e disuguaglianze integrali in spazi con simmetrie" and PRIN 2018 "Varietà reali e complesse: geometria, topologia e analisi armonica".

IH is partially supported by the NSF and NSF Postdoc under Award No.1606270.

PM is supported by the Russian Science Foundation grant 17-11-01064.

AV is partially supported by the NSF grant DMS-160065.

We consider measures μ on ∂T^2 (or on ∂T) that have *constant density* on each small square $R_\omega \in \partial T^2$ (or small interval of ∂T). Then if $R \in \mathcal{R}_E$, obviously

$$\mu(R) = \sum_{\omega \in E, \omega \subset R} \mu(R_\omega).$$

We can also interpret μ in terms of the nodes of the bi-tree. For this, recall the Hardy operator $\mathbb{I} : \ell^2(T^2) \rightarrow \ell(T^2)$ on a bi-tree: for any $\varphi : T^2 \rightarrow \mathbb{R}$ let

$$\mathbb{I}\varphi(\alpha) = \sum_{\beta \geq \alpha} \varphi(\beta).$$

Correspondingly it is defined on T , but then it is called I . Its dual \mathbb{I}^* is given by the formula

$$\mathbb{I}^*\psi(\alpha) = \sum_{\beta \leq \alpha} \psi(\beta).$$

Then, of course,

$$\mu(R_\alpha) = (\mathbb{I}^*\mu)(\alpha).$$

Remark 1.1. The equality above needs perhaps a small clarification, specifically in the last step below:

$$(\mathbb{I}^*\mu)(\alpha) = \sum_{\beta \leq \alpha} \mu(\beta) = \sum_{\omega \in \partial T^2; \omega \leq \alpha} \mu(\omega).$$

The vertices (nodes) of the bi-tree and the dyadic rectangles are the same things (the same can be said about the nodes of the tree T and the dyadic intervals). However, notice that given $\alpha \in T^2 \setminus \partial T^2$ (or $\alpha \in T \setminus \partial T$) we distinguish between $\mu(\alpha)$ and $\mu(R_\alpha)$. In fact, $\mu(\alpha) = 0$ for all $\alpha \in T^2 \setminus \partial T^2$ (or $\alpha \in T \setminus \partial T$ if we consider just a tree and not a bi-tree). This is because we assume from the start that the measure lies on the boundary of the tree. On the other hand,

$$\mu(R_\alpha) = \sum_{\omega \in \partial T^2, \omega \subset R_\alpha} \mu(R_\omega) = \sum_{\omega \in \partial T^2, \omega \leq \alpha} \mu(\omega).$$

At the same time, if $\omega \in \partial T^2$ (or $\omega \in \partial T$), then $\mu(\omega) = \mu(R_\omega)$.

Remark 1.2. As we already mentioned, we assume from the start that the measure lies on the boundary of the tree. The results of this paper extend to the case when μ is given on the whole T^2 , this is done on our subsequent article.

Definition 1.3. We say that a measure μ on ∂T^2 (or ∂T) is a ***C*-Carleson measure** if for any subset $E \subset \partial T^2$ we have

$$\sum_{R \in \mathcal{R}_E} \mu(R)^2 \leq C\mu(E).$$

Of course we can give the analogous definitions for a simple tree T .

This is just the condition (1.4) below, when it is tested on characteristic functions. Sometimes it is called “the dual testing condition” in the literature.

Definition 1.4. We say that a measure μ on ∂T^2 (or ∂T) is a **hereditary Carleson measure** if there exists a constant C such that $\mu|E$ is *C*-Carleson for any subset $E \subset \partial T^2$ (or ∂T). Here $\mu|E$ denotes the restriction of μ to E :

$$(\mu|E)(\omega) := \begin{cases} \mu(\omega), & \text{if } \omega \in E, \\ 0, & \text{if } \omega \notin E. \end{cases}$$

So, in terms of rectangles,

$$(\mu|E)(R_\alpha) = \mu(R_\alpha \cap U_E). \tag{1.1}$$

The hereditary Carleson condition can then be restated as:

$$\sum_{R \in \mathcal{R}_F} \mu(R \cap U_E)^2 \leq C \mu(E \cap F), \quad \forall E, F \subset \partial T^2. \quad (1.2)$$

It is proved in [3] that to be a Carleson measure on ∂T^2 is the same as to be a capacity measure. Capacity property is hereditary, and so any Carleson measure on ∂T^2 (or ∂T) is hereditary Carleson. However, the main goal of this note is to avoid the use of capacity, and to prove directly the following result.

Theorem 1.5. *Let μ be a measure on ∂T^2 . Then the following are equivalent:*

- (1) μ is Carleson;
- (2) μ is hereditary Carleson;
- (3) μ is an embedding measure for the Hardy operator, in the sense that

$$\sum_{\omega \in \partial T^2} |\mathbb{I}\varphi(\omega)|^2 \mu(\omega) \leq C_1 \|\varphi\|_{\ell^2(T^2)}^2; \quad (1.3)$$

- (4) μ satisfies the **second embedding**:

$$\sum_{\alpha \in T^2} |\mathbb{I}^*(\psi\mu)(\alpha)|^2 \leq C_1 \sum_{\omega \in \partial T^2} |\psi(\omega)|^2 \mu(\omega). \quad (1.4)$$

There are some easy implications, like (2) obviously implies (1). The fact that (3) is equivalent to (4) is just duality: note that (3) is the same as the boundedness of the operator $\mathbb{I} : \ell^2(T^2) \rightarrow \ell(T^2; \mu)$, where the inner product in the latter is given by

$$(\varphi, \psi)_{\ell^2(T^2; \mu)} := \sum_{\alpha \in T^2} \varphi(\alpha) \psi(\alpha) \mu(\alpha) = \sum_{\omega \in \partial T^2} \varphi(\omega) \psi(\omega) \mu(\omega).$$

Since

$$(\mathbb{I}\varphi, \psi)_{\ell^2(T^2; \mu)} = \sum_{\alpha \in T^2} \varphi(\alpha) \mathbb{I}^*(\psi\mu)(\alpha) = (\varphi, \mathbb{I}^*(\psi\mu))_{\ell^2(T^2)},$$

the adjoint of $\mathbb{I} : \ell^2(T^2) \rightarrow \ell(T^2; \mu)$ is then $\mathbb{I}^*(\cdot\mu) : \ell^2(T; \mu) \rightarrow \ell^2(T^2)$, and (4) is exactly boundedness of this operator.

Also the claim that (4) implies (1) is easy: let some $E \subset \partial T^2$ and choose in (4) the function

$$\psi(\alpha) := \begin{cases} 1, & \text{if } \alpha \in E \\ 0, & \text{otherwise.} \end{cases}$$

Then $\mathbb{I}^*(\psi\mu)(\alpha) = \mu(R_\alpha \cap E)$, and (1.4) becomes

$$\sum_{\alpha \in T^2} \mu(R_\alpha \cap U_E)^2 \leq C_1 \mu(E). \quad (1.5)$$

Obviously the left hand side is greater than $\sum_{R \in \mathcal{R}_E} \mu(R \cap U_E)^2 = \sum_{R \in \mathcal{R}_E} \mu(R)^2$, and we then have the C_1 -Carleson property. We briefly remark here that the relationship in (1.5) describes exactly the notion of restricted energy condition, which we will encounter shortly.

The implication (3) \Rightarrow (2) now is also easy: if the measure μ satisfies (1.3), then obviously any measure smaller than μ also must satisfy (1.3). So, if μ satisfies (3) then for every $E \subset \partial T^2$, the measure $\mu|_E$ also satisfies (3) – therefore also (4), which we showed implies (1). Then $\mu|_E$ is C_1 -Carleson for all $E \subset \partial T^2$, proving that μ is hereditary Carleson. Alternatively, one can take in (4) the function $\psi(\alpha)$ which is 1 when $\alpha \in E \cap F$ and 0 elsewhere. As seen in (1.5), this will give us

$$\sum_{\alpha \in T^2} \mu(R_\alpha \cap U_{E \cap F})^2 \leq C_1 \mu(E \cap F),$$

which then easily implies the hereditary Carleson condition in (1.2).

The difficult implications are $(1) \Rightarrow (2)$ and $(2) \Rightarrow (3)$. To illustrate that $(1) \Rightarrow (2)$ is highly non-trivial, let us consider the simple case of T (much simpler than the bi-tree T^2 case). The Carleson property (1) is the same as

$$\forall J \in \mathcal{D}, \quad \sum_{I \in \mathcal{D}(J)} \mu(I)^2 \leq C\mu(J). \quad (1.6)$$

Let us choose a dyadic interval K and let $\nu = \mu|_K$. If we believe that (1.6) is hereditary (may be with another constant) then, in particular,

$$\sum_{L \in \mathcal{D}(I_0), K \subset L} \nu(L)^2 \leq C'\nu(I_0),$$

but clearly $\nu(L) = \mu(K)$, $\nu(I_0) = \mu(K)$ and we obtain that $g(K)\mu(K)^2 \leq C'\mu(K)$. Here $g(K) = \log 1/|K|$, that is the number of the dyadic generation of K . Thus, we get

$$\mu \in (1.6) \Rightarrow \mu(K) \leq \frac{C'}{g(K)} = \frac{C'}{\log 1/|K|}. \quad (1.7)$$

One can indeed deduce (1.7) from the Carleson property (1.6) directly, but it requires some real work, see [4]. Moreover, in [4] we deduced the box capacity condition

$$\mu(K \times J) \leq \frac{C'}{\log 1/|K| \log 1/|J|}.$$

from the box condition on bi-tree:

$$\forall R_0 \in \mathcal{D} \times \mathcal{D}, \quad \sum_{R \in \mathcal{D}(R_0)} \mu(R)^2 \leq C\mu(R_0). \quad (1.8)$$

1.1. Restricted Energy Condition. At this point we are in situation (A) of Figure 1 below, namely we are left with the difficult implications $(1) \Rightarrow (2)$ and $(2) \Rightarrow (3)$. We will prove these by appealing to a fourth concept, that of restricted energy condition, which we introduce next.

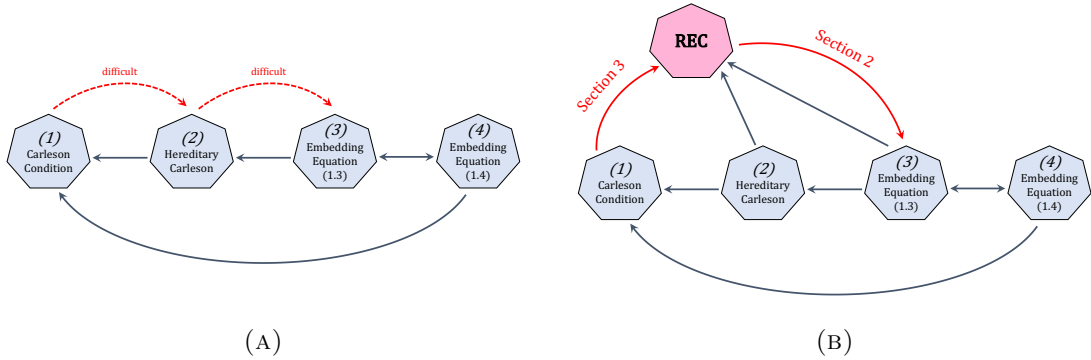


FIGURE 1. Structure of the Proof of Theorem 1.5. The dark blue arrows indicate implications which have been already obtained easily, and the red arrows indicate the difficult implications.

First, let us define the **potential** \mathbb{V}^μ to be $\mathbb{I}(\mathbb{I}^*\mu)$. Then

$$\mathbb{V}^\mu(\alpha) = \sum_{\beta \geq \alpha} \mu(R_\beta), \quad \forall \alpha \in \partial T^2.$$

Also, define the **energy**

$$\mathcal{E}[\mu] \stackrel{\text{def}}{=} \int \mathbb{V}^\mu d\mu = \sum_{\alpha \in T^2} \mu(R_\alpha)^2 = \|\mathbb{I}^* \mu\|_{\ell^2(T^2)}^2.$$

Given a subset $E \subset \partial T^2$, we introduce

$$\mathcal{E}_E[\mu] \stackrel{\text{def}}{=} \sum_{R \in \mathcal{R}_E} \mu(R)^2.$$

Of course the same definitions apply to the simple tree T .

Remark 1.6. Notice that $\mathcal{E}[\mu|E]$ is considerably larger than $\mathcal{E}_E[\mu]$:

$$\mathcal{E}[\mu|E] = \sum_{\alpha \in T^2} \mu(R_\alpha \cap U_E)^2 \gg \mathcal{E}_E[\mu] = \sum_{\alpha: R_\alpha \subset U_E} \mu(R_\alpha)^2.$$

Definition 1.7. We say μ is a measure **with restriction energy condition**, denoted $\mu \in REC$, provided that

$$\mathcal{E}[\mu|E] \leq C\mu(E), \quad \forall E \subset \partial T^2. \quad (1.9)$$

Obviously, hereditary Carleson measures are REC – this can be easily seen by taking $F = \partial T^2$ in (1.2). Note that the Carleson condition may be written exactly as

$$\text{Carleson condition: } \mathcal{E}_E[\mu] \leq C\mu(E), \quad \forall E \subset \partial T^2,$$

which is seemingly much weaker than restriction energy condition. In fact, these conditions are equivalent, as we show below.

Theorem 1.8. *The Carleson condition, the restriction energy condition and the hereditary Carleson condition are all equivalent.*

1.2. Structure of the Paper. The big picture is summarized in Figure 1 (B): first we are going to prove, in Section 2, the implication:

Theorem 1.9. *The restriction energy condition implies the embedding (1.3).*

Remark 1.10. We already noticed the converse implication, see (1.5), so this establishes the equivalence of restriction energy condition with embedding (1.3). Of course, Theorem 1.9 follows from [3], but we wish to give somewhat different proof avoiding the notion of capacity.

The core result we will use for this is the following

Theorem 1.11. *Let μ be a measure on ∂T^2 such that:*

- $\mathbb{V}^\mu \leq 1$ on $\text{supp}(\mu)$;
- $\mathbb{V}^\mu \geq \lambda$ on a set $F \subset \partial T^2$, for some large λ .

Then there exists a positive function φ on T^2 such that

- $\mathbb{I}\varphi(\omega) \geq \lambda$, for all $\omega \in F$, and
- $\|\varphi\|_{\ell^2(T^2)}^2 \leq \frac{C}{\lambda} \mathcal{E}[\mu]$.

Sections 4 and 5 will be dedicated to proving this deeper result.

In Section 3 we show that

Theorem 1.12. *The bi-parameter Carleson condition implies the restricted energy condition.*

2. EMBEDDING THEOREM FOR *REC* MEASURES

We first need the following Lemma, which is the first place where we apply Theorem 1.11.

Lemma 2.1. *Let μ, ρ be two *REC* measures such that*

- $\mathbb{V}^\mu \leq 1$ on $\text{supp}(\mu)$, and
- $\mathbb{V}^\mu \geq \lambda$ on $\text{supp}(\rho)$.

Then

$$|\rho| \leq \frac{C}{\lambda^3} |\mu|. \quad (2.1)$$

Proof. By Theorem 1.11, there is a function φ on T^2 such that

$$\mathbb{I}\varphi(\omega) \geq \lambda, \quad \forall \omega \in \text{supp}(\rho) \quad \text{and} \quad \|\varphi\|_{\ell^2(T^2)}^2 \leq \frac{C}{\lambda} \mathcal{E}[\mu].$$

Then:

$$\lambda |\rho| = \int \lambda d\rho \leq \int (\mathbb{I}\varphi) d\rho = \int \varphi (\mathbb{I}^* \rho) \leq \|\varphi\|_{\ell^2(T^2)} \mathcal{E}[\rho]^{1/2} \leq C_\rho^{1/2} \|\varphi\|_{\ell^2(T^2)} |\rho|^{1/2},$$

where we applied the *REC* property in the last inequality. So

$$|\rho| \leq \frac{C_\rho}{\lambda^2} \|\varphi\|_{\ell^2(T^2)}^2 \leq \frac{C_\rho C}{\lambda^3} \mathcal{E}[\mu] \leq \frac{C_\rho C}{\lambda^3} |\mu|,$$

where the last inequality follows from the first assumption:

$$\mathcal{E}[\mu] = \int \mathbb{V}^\mu d\mu \leq \int d\mu = |\mu|.$$

□

Theorem 2.2. *Let μ, ρ be two *REC* measures such that $\mathbb{V}^\mu \geq \lambda$ on $\text{supp} \rho$. Then*

$$|\rho| \leq C \frac{|\mu|}{\lambda^{7/3}}.$$

Remark that this result is similar to Lemma 2.1, but much stronger as we are missing the boundedness assumption for \mathbb{V}^μ on $\text{supp}(\mu)$. We will get around this by constructing two new measures μ_1, ρ_1 from μ, ρ to which Lemma 2.1 can be applied.

Proof. Let C_μ, C_ρ denote the *REC* constants of μ, ρ , respectively, and let

$$F_\epsilon := \{\omega \in \partial T^2 : \mathbb{V}^\mu(\omega) \geq \lambda^\epsilon\},$$

for some $\epsilon > 0$ we will choose later to be $1/3$.

Split μ into

$$\mu = \mu_0 + \mu_1,$$

where

$$\mu_0 := \mu|_{F_\epsilon}.$$

We make some quick observations about these measures. First of all, obviously

$$\mathbb{V}^{\mu_1} < \lambda^\epsilon \text{ on } \text{supp}(\mu_1). \quad (2.2)$$

Observe that if we scale by λ^ϵ we have the first boundedness condition in Lemma 2.1. So now we need to construct a complementary measure ρ_1 such that $\mathbb{V}^{\mu_1} \geq c\lambda$ on $\text{supp}(\rho_1)$.

Second of all, by Chebyshev,

$$|\mu_0| = \mu(F_\epsilon) = \mu\{\mathbb{V}^\mu \geq \lambda^\epsilon\} \leq \frac{1}{\lambda^\epsilon} \int \mathbb{V}^\mu d\mu = \frac{1}{\lambda^\epsilon} \mathcal{E}[\mu] \leq \frac{1}{\lambda^\epsilon} C_\mu |\mu|,$$

so

$$|\mu_0| \leq C_\mu \frac{|\mu|}{\lambda^\epsilon}. \quad (2.3)$$

Third, it is easy to see that both μ_0 and μ_1 are also *REC* measures with constant C_μ . Finally,

$$\int \mathbb{V}^{\mu_0} d\rho \leq (C_\mu C_\rho |\mu_0| |\rho|)^{1/2}. \quad (2.4)$$

To see this:

$$\int \mathbb{V}^{\mu_0} d\rho = \int \mathbb{I}(\mathbb{I}^* \mu_0) d\rho = \int (\mathbb{I}^* \mu_0)(\mathbb{I}^* \rho) \leq \|\mathbb{I}^* \mu_0\|_{\ell^2(T^2)} \|\mathbb{I}^* \rho\|_{\ell^2(T^2)} = (\mathcal{E}[\mu_0] \mathcal{E}[\rho])^{1/2},$$

and apply the *REC* property to the last terms.

Returning now to ρ , we will say that ρ is “good” if

$$|\rho| \leq K \frac{|\mu|}{\lambda^{2+\epsilon}}, \quad (2.5)$$

for some large constant K we will choose later. Suppose this is not the case though, and combine the “badness” of ρ with (2.3) to obtain:

$$|\mu_0| \leq C_\mu \frac{|\mu|}{\lambda^\epsilon} \leq C_\mu \frac{1}{\lambda^\epsilon} \frac{\lambda^{2+\epsilon}}{K} |\rho| = \frac{C_\mu}{K} \lambda^2 |\rho|.$$

Then (2.4) gives us

$$\int \mathbb{V}^{\mu_0} d\rho \leq \frac{C_\mu \sqrt{C_\rho}}{\sqrt{K}} \lambda |\rho|. \quad (2.6)$$

Consider now a fixed, very small $\delta > 0$. Again by Chebyshev:

$$\rho\{\mathbb{V}^{\mu_0} > \delta \lambda\} \leq \frac{1}{\delta \lambda} \int \mathbb{V}^{\mu_0} d\rho \stackrel{(2.6)}{\leq} \frac{C_\mu \sqrt{C_\rho}}{\delta \sqrt{K}} |\rho|.$$

Keep in mind now that, by assumption, $\text{supp}(\rho) \subset \{\mathbb{V}^\mu \geq \lambda\} = \{\mathbb{V}^{\mu_0} + \mathbb{V}^{\mu_1} \geq \lambda\}$, and so

$$\rho\{\mathbb{V}^{\mu_0} > \delta \lambda\} = |\rho| - \rho\{\mathbb{V}^{\mu_0} \leq \delta \lambda\} \geq |\rho| - \rho\{\mathbb{V}^{\mu_1} \geq (1 - \delta)\lambda\},$$

which, combined with the estimate above, leads us to

$$\rho\{\mathbb{V}^{\mu_1} \geq (1 - \delta)\lambda\} \geq |\rho| \left(1 - \frac{C_\mu \sqrt{C_\rho}}{\delta \sqrt{K}}\right) \geq |\rho|(1 - \delta), \quad (2.7)$$

where the last inequality comes from us finally choosing K large enough so that

$$\frac{C_\mu \sqrt{C_\rho}}{\delta \sqrt{K}} \leq \delta.$$

For instance, if $\delta = 0.01$, the relationship in (2.7) becomes “on 99% of ρ we have $\mathbb{V}^{\mu_1} \geq 0.99\lambda$.”

Call now $F := \{\mathbb{V}^{\mu_1} \geq (1 - \delta)\lambda\}$ and set

$$\rho_1 := \rho|_F,$$

so ρ_1 is another *REC* measure of basically the same mass as the original ρ , but it has the right relationship to \mathbb{V}^{μ_1} to allow for Lemma 2.1. Specifically, if we also let

$$\kappa := \frac{\mu_1}{\lambda^\epsilon},$$

then κ and ρ_1 are two *REC* measures such that

- $\mathbb{V}^\kappa \leq 1$ on $\text{supp}(\kappa)$ by (2.2), and
- $\mathbb{V}^\kappa \geq \frac{1-\delta}{\lambda^{\epsilon-1}}$ on $\text{supp}(\rho_1)$ by (2.7).

By Lemma 2.1 we have

$$|\rho_1| \leq \frac{C|\mu|}{\lambda^{3-2\epsilon}}.$$

Now note that (2.7) translates to $|\rho_1| = \rho(F) \geq |\rho|(1 - \delta)$, so

$$|\rho| \leq \frac{1}{1 - \delta} |\rho_1| \leq \frac{1}{1 - \delta} \frac{C|\mu|}{\lambda^{3-2\epsilon}}. \quad (2.8)$$

So, there are two possibilities: either ρ is good, in which case (2.5) holds, or ρ is bad and then (2.8) holds. If we set $2 + \epsilon = 3 - 2\epsilon$, so $\epsilon = 1/3$, then either estimate will yield the desired result. \square

2.1. Mutual energy of pieces of REC measures. Let μ be an REC measure and let $F \subset E \subset \partial T^2$. Below is the trivial estimate of the mutual energy:

$$\begin{aligned} \int \mathbb{V}^{\mu|E} d\mu|F &= \int (\mathbb{I}^*(\mu|E)) \cdot (\mathbb{I}^*(\mu|F)) \\ &\leq \|\mathbb{I}^*(\mu|E)\|_{\ell^2(T^2)} \|\mathbb{I}^*(\mu|F)\|_{\ell^2(T^2)} = (\mathcal{E}[\mu|E] \mathcal{E}[\mu|F])^{1/2} \\ &\leq C_\mu (\mu(E) \mu(F))^{1/2} \end{aligned}$$

Here is the improvement.

Theorem 2.3. *Let μ be REC measure, and let $F \subset E \subset T^2$. Then*

$$\int \mathbb{V}^{\mu|E} d\mu|F \leq C \mu(E)^{3/7} \mu(F)^{4/7}.$$

Proof. Let $k \geq 0$. Denote $F_k \stackrel{\text{def}}{=} \{x \in F : \mathbb{V}^{\mu|E} \in [2^k, 2^{k+1})\}$. Then by Theorem 2.2 we have

$$\mu(F_k) \leq 2^{-7/3k} \mu(E).$$

Put $\lambda \stackrel{\text{def}}{=} \frac{\int \mathbb{V}^{\mu|E} d\mu|F}{\mu(F)}$. If $\lambda \leq 1$ then theorem follows trivially with $C = 1$. Let $\lambda \in [2^j, 2^{j+1})$, $j \geq 0$. Repeating Lemma 2 of [3] and using this display formula, we get

$$\lambda \mu(F) \leq \frac{\lambda}{2} \mu(F) + C \lambda^{-4/3} \mu(E) \Rightarrow \lambda^{7/3} \leq C \frac{\mu(E)}{\mu(F)}.$$

This gives the claim of the theorem. \square

2.2. Embedding theorem for REC measures.

Proof of Theorem 1.9. We start almost exactly as in [3]. We write

$$E_k \stackrel{\text{def}}{=} \{\alpha \in \partial T^2 : \mathbb{I}\varphi(\alpha) \geq 2^k\}.$$

Unlike [3] we put $\mu_k \stackrel{\text{def}}{=} \mu|E_k$. Then

$$\begin{aligned} \int |\mathbb{I}\varphi|^2 d\mu &\lesssim \sum 2^{2k} |\mu_k| \leq \sum 2^k \int (\mathbb{I}\varphi) d\mu_k = \sum 2^k \int \varphi(\mathbb{I}^* \mu_k) \\ &\leq \|\varphi\|_{\ell^2(T^2)} \left\| \sum 2^k \mathbb{I}^* \mu_k \right\|_{\ell^2(T^2)}. \end{aligned}$$

Expanding the square in $\left\| \sum 2^k \mathbb{I}^* \mu_k \right\|_{\ell^2(T^2)}^2$ we get $\sum_k \sum_{j \leq k} 2^{j+k} \int \mathbb{V}^{\mu_k} d\mu_j$. Consider the diagonal part $\sum_k 2^{2k} \int \mathbb{V}^{\mu_k} d\mu_k = \sum_k 2^{2k} \mathcal{E}[\mu|E_k] \leq \sum_k 2^{2k} \mu(E_k)$. The last inequality uses exactly REC property. Thus the diagonal part is $(\int (\mathbb{I}\varphi)^2 d\mu)^{1/2}$.

We are left to prove that off-diagonal part is $\lesssim \sum_k 2^{2k} \mu(E_k)$ as well. Here we follow [1], [3]. Using Theorem 2.3 we can write

$$\begin{aligned} \sum_k \sum_{j < k} 2^{j+k} \int \mathbb{V}^{\mu_k} d\mu_j &\lesssim \sum_k 2^k |\mu_k|^{4/7} \sum_{j \leq k} 2^j |\mu_j|^{3/7} \\ &= \sum_k 2^{8k/7} |\mu_k|^{4/7} 2^{-k/7} \sum_{j \leq k} 2^j |\mu_j|^{3/7} \\ &\leq \left(\sum_k 2^{2k} |\mu_k| \right)^{4/7} \left(\sum_k 2^{-k/3} \left(\sum_{j \leq k} 2^j |\mu_j|^{3/7} \right)^{7/3} \right)^{3/7}. \end{aligned}$$

Now

$$\begin{aligned} \left(\sum_{j \leq k} 2^j |\mu_j|^{3/7} \right)^{7/3} &\leq \left(\sum_{j \leq k} 2^{j/14} 2^{13j/14} |\mu_j|^{3/7} \right)^{7/3} \\ &\quad \left(\left(\sum_{j \leq k} (2^{j/14})^{4/7} \right)^{7/4} \cdot \left(\sum_{j \leq k} (2^{13j/14} |\mu_j|^{3/7})^{7/3} \right)^{3/7} \right)^{7/3} \\ &\lesssim \left(2^{k/14} \left(\sum_{j \leq k} 2^{13j/6} |\mu_j| \right)^{3/7} \right)^{7/3} = 2^{k/6} \left(\sum_{j \leq k} 2^{13j/6} |\mu_j| \right). \end{aligned}$$

Combining this with the previous display formula, we get

$$\begin{aligned} \sum_k \sum_{j < k} 2^{j+k} \int \mathbb{V}^{\mu_k} d\mu_j &\lesssim \left(\sum_k 2^{2k} |\mu_k| \right)^{4/7} \left(\sum_k 2^{-k/6} \sum_{j \leq k} 2^{13j/6} |\mu_j| \right)^{3/7} \\ &\lesssim \left(\sum_k 2^{2k} |\mu_k| \right)^{4/7} \left(\sum_k 2^{2k} |\mu_k| \right)^{3/7} = \sum_k 2^{2k} |\mu_k|. \end{aligned}$$

□

3. PROOF THAT THE BI-PARAMETER CARLESON CONDITION IMPLIES REC

Proof of Theorem 3. We assume the bi-parameter Carleson condition:

$$\mathcal{E}_E[\mu] = \sum_{R \in \mathcal{R}_E} \mu(R)^2 \leq \mu(E), \quad \forall E \subset \partial T^2. \quad (3.1)$$

But let F_0 be a subset of ∂T^2 such that for $\mu_0 \stackrel{\text{def}}{=} \mu|_{F_0}$ the following holds with a large constant C .

$$\mathcal{E}[\mu_0] = C|\mu_0|. \quad (3.2)$$

Moreover, we can assume that

$$C = \max_F \frac{\mathcal{E}[\mu|_F]}{|\mu(F)|}. \quad (3.3)$$

This is because we assumed in Section 1 that T^2 is a finite graph (albeit a very large one).

The main ingredient in estimating C is provided by Lemma 6.9 of Section 6. We are going to prove that

$$C \leq A C_{6.9}^2, \quad (3.4)$$

where $C_{6.9}$ is the constant from Lemma 6.9 of Section 6.

3.0.1. *Part 1: making μ_0 to be almost equilibrium.* We start by introducing some additional notation. Given a set $E \subset \partial T^2$ and a measure ν we defined above the local energy of ν at E

$$\mathcal{E}_E[\nu] := \sum_{R \in \mathcal{R}_E} \nu(R)^2.$$

In particular, we have $\mathcal{E}_{Q_0}[\nu] = \mathcal{E}[\nu]$.

Now we have (3.2), hence

$$\int \mathbb{V}^{\mu_0} d\mu_0 = \int C d\mu_0,$$

which, as we will now see, means that $\mathbb{V}^{\mu_0} \geq \frac{C}{3}$ on a major part of $\text{supp } \mu_0$. For now we want to get rid of those points in $\text{supp } \mu_0$ where the potential is not large enough whilst conserving the total energy. We do so by the power of the following lemma

Lemma 3.1. *Assume that ν is a non-negative measure on Q_0 , $\text{supp } \nu = E \subset Q_0$ and*

$$\mathcal{E}[\nu] = \int \mathbb{V}^\nu d\nu \geq C\nu(E) = C|\nu|.$$

Then there exists a set $\tilde{E} \subset E$ such that

$$\mathbb{V}^{\tilde{\nu}} \geq \frac{C}{3}, \quad \text{on } \tilde{E},$$

and

$$\mathcal{E}[\tilde{\nu}] \geq \frac{1}{6}\mathcal{E}[\nu].$$

Here $\tilde{\nu} := \nu|_{\tilde{E}}$.

Proof. First we assume that $C = 3$ (otherwise we just rescale). Let $E_0 := \{t \in E : \mathbb{V}^\nu \leq 1\}$ and $\sigma_0 := \nu|_{E_0}$. Assume we have constructed σ_j , $j = 0, \dots, k-1$, and the sets E_j . We then define E_k to be

$$E_k = \{\omega \in E \setminus \bigcup_{j=0}^{k-1} E_j : \mathbb{V}^{\nu - \sum_{j=0}^{k-1} \sigma_j}(\omega) \leq 1\},$$

and we let $\sigma_k = \nu|_{E_k}$.

Since T^2 is finite, the procedure must stop at some (possibly very large) number N , i.e. $E_j = \emptyset$ for $j > N$. We let $E_\infty = E \setminus \bigcup_{j=0}^N E_j$ (we do not know yet if this set is non-empty), $\sigma_\infty = \nu|_{E_\infty}$. By construction we have

$$\mathbb{V}^{\sigma_\infty}(\omega) \geq 1, \quad \omega \in E_\infty.$$

Next we compute the energy of ν ,

$$\begin{aligned} \mathcal{E}[\nu] &= \int \mathbb{V}^\nu d\nu = \sum_{N \geq j \geq 0} \sum_{N \geq k \geq 0} \int \mathbb{V}^{\sigma_j} d\sigma_k = 2 \sum_{N \geq k \geq 0} \sum_{N \geq j \geq k} \int \mathbb{V}^{\sigma_j} d\sigma_k \\ &= 2 \sum_{N > k \geq 0} \int \mathbb{V}^{\sum_{N \geq j \geq k} \sigma_j} d\sigma_k + 2 \int \mathbb{V}^{\sigma_\infty} d\sigma_\infty \\ &= 2 \sum_{N > k \geq 0} \int \mathbb{V}^{\nu - \sum_{j=0}^{k-1} \sigma_j} d\sigma_k + 2 \int \mathbb{V}^{\sigma_\infty} d\sigma_\infty \\ &\leq 2 \sum_{k=0}^N \int d\sigma_k + 2\mathcal{E}[\sigma_\infty] = 2|\nu| + 2\mathcal{E}[\sigma_\infty]. \end{aligned}$$

Since $\mathcal{E}[\nu] \geq 3|\nu|$ by assumption, we have

$$\mathcal{E}[\sigma_\infty] \geq \frac{1}{6}\mathcal{E}[\nu],$$

it remains to let $\tilde{\nu} := \sigma_\infty$, $\tilde{E} := E_\infty$, and we are done. \square

We apply this lemma to μ_0 and F_0 (we remind that $\mu_0 = \mu|_{F_0}$, so that $\text{supp } \mu_0 \subset F_0$) obtaining the set $F_1 \subset F_0$ and a measure $\mu_1 = \mu_0|_{F_1} = \mu|_{F_1}$ that satisfies $\mathbb{V}^{\mu_1} \geq \frac{C}{3}$ on F_1 and

$$\mathcal{E}[\mu_1] \geq \frac{1}{6}\mathcal{E}[\mu_0].$$

Finally we let

$$E := \left\{ t \in Q_0 : \mathbb{V}^{\mu_1}(t) \geq \frac{1}{4C_{6.9}} \cdot \frac{C}{3} \right\}. \quad (3.5)$$

3.0.2. Part 2: Why is E the right set to consider? Main Lemma 3.2. First we state another lemma that allows us to estimate the total energy of an almost equilibrium measure by its local energy at a certain level set. This is the main ingredient of proving that bi-parameter Carleson condition implies REC condition. For the proof of the following lemma see [3] and Lemma 6.9 of Section 6 below.

Lemma 3.2. *Let $\nu \geq 0$ be a measure on Q_0 such that*

$$\mathbb{V}^\nu(t) \geq C_1, \quad t \in \text{supp } \nu,$$

and let

$$E := \left\{ t \in Q_0 : \mathbb{V}^\nu(t) \geq \frac{C_1}{4C_{6.9}} \right\}.$$

Then

$$\mathcal{E}_E[\nu] \geq \frac{1}{2}\mathcal{E}[\nu]. \quad (3.6)$$

We already mentioned that this lemma will be proved in Section 6. Now we are going to use it. Let $\sigma := \mu|_E$. By definition,

$$\frac{C}{3 \cdot 4C_{6.9}}|\sigma| \leq \int \mathbb{V}^{\mu_1} d\sigma. \quad (3.7)$$

On the other hand,

$$\int \mathbb{V}^{\mu_1} d\sigma \leq \mathcal{E}[\mu_1]^{1/2} \mathcal{E}[\sigma]^{1/2} \leq \mathcal{E}[\mu_1]^{1/2} \mathcal{E}[\mu|_E]^{1/2} \leq 2^{1/2} \mathcal{E}_E[\mu_1]^{1/2} \mathcal{E}[\mu|_E]^{1/2},$$

where the last inequality follows from Lemma 3.2 applied to $\nu = \mu_1$ and $C_1 = C/3$.

Now by assumption (3.1) we have $\mathcal{E}_E[\mu_1]^{1/2} \leq |\mu|_{F_1}| = \mu(F_1) \leq \mu(E) = |\sigma|$. By assumption (3.3) of maximality we have $\mathcal{E}[\mu|_E] \leq C\mu(E) = C|\sigma|$. Let us combine this with the last display formula to get

$$\int \mathbb{V}^{\mu_1} d\sigma \leq 2^{1/2} C^{1/2} |\sigma|.$$

Combine that with (3.7) to obtain

$$\frac{C}{3 \cdot 4C_{6.9}} \leq 2^{1/2} C^{1/2},$$

which gives us $C \leq 288C_{6.9}^2$, which we wanted to prove, as $C = \max_F \frac{\mathcal{E}[\mu|_F]}{|\mu(F)|}$. \square

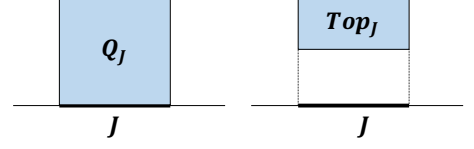
In the next section we start to prepare the proof of Theorem 1.11, whose proof will be finished in Section 5.

4. LEMMA ON MAJORIZATION WITH SMALL ENERGY. A CASE OF ORDINARY TREE

All trees below can be very deep, but it is convenient to think that they are finite. Estimates will not depend on the depth.

First, some notation. For every dyadic interval J , we call:

- Q_J – the square with base J ;
- Top_J – the top half (rectangle) of Q_J .



Let $I_0 = [0, 1]$ and identify the dyadic intervals in $\mathcal{D}(I_0)$ with vertices of the tree $T := \mathcal{T}(I_0)$, as before. Let \mathcal{S} be a family of disjoint dyadic subintervals of I_0 , and define:

$$W(\mathcal{S}) := \bigcup_{J \in \mathcal{S}} Q_J,$$

$$O(\mathcal{S}) := Q_{I_0} \setminus W(\mathcal{S}) = \bigcup_{\ell, Top_\ell \text{ not in } Q_J, J \in \mathcal{S}} Top_\ell.$$

To visualize these sets, one may think of the dyadic tree in the usual way, as in Figure 2 (A), but in this section it may be more useful to identify each $J \in \mathcal{D}(I_0)$ with the rectangle Top_J , as in Figure 2 (B).

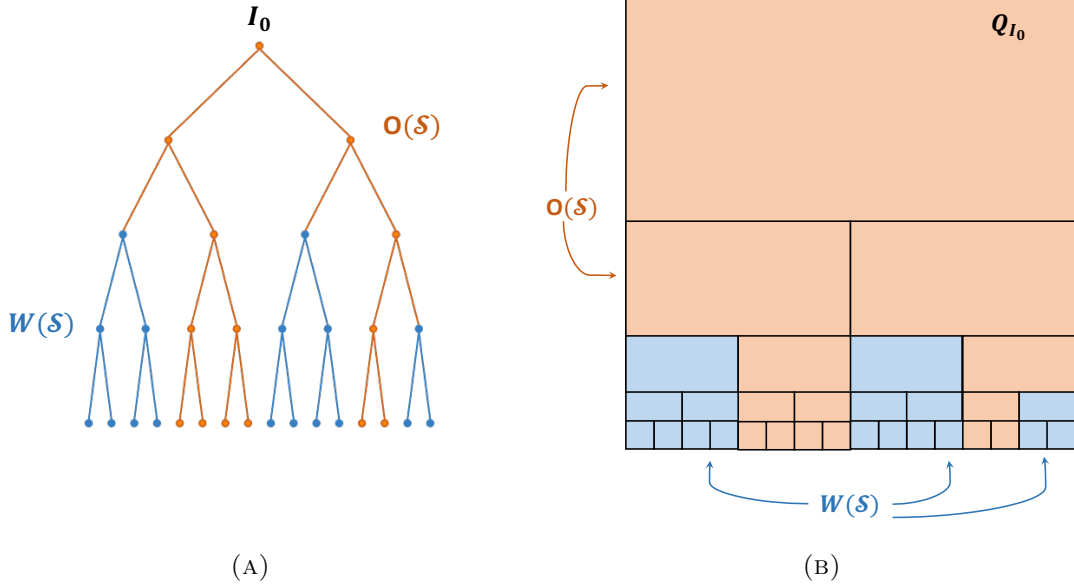


FIGURE 2. Dyadic tree and the sets $W(\mathcal{S})$ and $O(\mathcal{S})$.

For vertices α of the tree T , we write $\alpha \in W(\mathcal{S})$ if there is a $\beta \in \mathcal{S}$ such that $\alpha \leq \beta$. Given a measure σ on T , define:

$$I_{\mathcal{S}}^* \sigma(\alpha) := \begin{cases} I^* \sigma(\alpha), & \text{if } \alpha \in W(\mathcal{S}) \\ 0, & \text{if } \alpha \in O(\mathcal{S}). \end{cases}$$

and the local potential:

$$V_{\mathcal{S}}^\sigma(\alpha) := \begin{cases} \sum_{\alpha': \beta \geq \alpha' \geq \alpha} I^* \sigma(\alpha'), & \text{if } \alpha \leq \beta, \beta \in \mathcal{S} \\ 0, & \text{if } \alpha \in O(\mathcal{S}). \end{cases}$$

Then we conveniently have

$$\sum I_{\mathcal{S}}^* \sigma(\alpha)^2 = \int V_{\mathcal{S}}^{\sigma} d\sigma. \quad (4.1)$$

Lemma 4.1. *Let σ be a measure on ∂T and \mathcal{S} be a collection of disjoint dyadic subintervals of I_0 satisfying $O(\mathcal{S}) \neq \emptyset$. Let $f \geq 0$ be a function on the tree T such that $f = 0$ on $W(\mathcal{S})$. Let $F \subset \partial T \cap W(\mathcal{S})$, and suppose that for a large $\lambda \gg 1$, the potential V^{σ} satisfies:*

$$V^{\sigma}(\omega) \geq \lambda, \quad \omega \in F, \quad (4.2)$$

and

$$V^{\sigma}(\alpha) < 1, \quad \alpha \in O(\mathcal{S}). \quad (4.3)$$

Then there exists another function Φ on T such that, with positive absolute constants c, C :

$$I\Phi(\omega) \geq c If(\omega), \quad \omega \in F, \quad (4.4)$$

and

$$\|\Phi\|_{\ell^2(T)} \leq \frac{C}{\lambda} \|f\|_{\ell^2(T)}. \quad (4.5)$$

Proof. We will give a formula for Φ . This function will be zero on $O(\mathcal{S})$ – see Figure 3(A) – and on $W(\mathcal{S})$ it is defined as follows: if $\alpha \leq \beta$ for some $\beta \in \mathcal{S}$, then

$$\Phi(\alpha) := \begin{cases} \frac{1}{\lambda} If(\beta) I_{\mathcal{S}}^* \sigma(\alpha), & \text{if } \sum_{\beta \geq \alpha' \geq \alpha} I_{\mathcal{S}}^* \sigma(\alpha') \leq \lambda \\ 0, & \text{if } \sum_{\beta \geq \alpha' \geq \alpha} I_{\mathcal{S}}^* \sigma(\alpha') > \lambda. \end{cases} \quad (4.6)$$

We prove first (4.4). Let $\omega \in F$ and let $\beta \in \mathcal{S}$ such that $\omega \leq \beta$. Since $f = 0$ on $W(\mathcal{S})$,

$$If(\omega) = \sum_{\alpha \geq \omega} f(\alpha) = \sum_{\alpha \geq \beta} f(\alpha) = If(\beta). \quad (4.7)$$

For $\Phi(\omega)$, we have two cases.

Case 1: $\Phi(\omega) = 0$. Notice that the case $If(\omega) = 0, \omega \in F$, is then done: obviously for $\omega \leq \beta, \omega \in F, I\Phi(\omega) \geq 0 = If(\omega)$.

But $If(\omega) = If(\beta)$, see (4.7). So without loss of generality we can think below that $If(\beta) > 0$.

Let $\omega \in F$ and let γ be the largest $\omega \leq \gamma \leq \beta$ such that $\Phi(\gamma) = 0$; see Figure 3(B). Remark that $\gamma < \beta$, that is we cannot have $\Phi(\alpha) = 0, \forall \omega \leq \alpha \leq \beta$. Let us explain that.

Recall that $If(\beta) > 0$. Since $\Phi(\beta) = \frac{1}{\lambda} If(\beta) I_{\mathcal{S}}^* \sigma(\beta)$ then the first of reasons why $\Phi(\beta) = 0$ is $I_{\mathcal{S}}^* \sigma(\beta) = 0$. In other words $\sigma(\beta) = 0$ (since σ is measure only on the boundary of the tree). The second reason is (see definition (4.6))

$$I_{\mathcal{S}}^* \sigma(\beta) > \lambda. \quad (4.8)$$

Let us bring the first reason to contradiction.

For $\omega \leq \beta, \omega \in F$ we know that $V^{\sigma}(\omega) \geq \lambda$. Notice that $V^{\sigma}(\omega) = V^{\sigma}(\beta)$ if $\sigma(\beta) = 0$. Thus, we have $V^{\sigma}(\beta) \geq \lambda$, but we also have $V^{\sigma}(\hat{\beta}) < 1$ by assumption (4.3). So

$$\sigma(\beta) \geq \lambda - 1 \geq \frac{\lambda}{2}.$$

But this is impossible: we just wrote that $\sigma(\beta) = 0$. This is a contradiction.

Notice that it follows from the assumption that $O(\mathcal{S}) \neq \emptyset$ that $I_0 = \text{root}_T \in O(\mathcal{S})$, which gives the following mass estimate for σ :

$$\|\sigma\| = II^* \sigma(I_0) = V^{\sigma}(I_0) < 1, \quad (4.9)$$

by (4.3). But this means that

$$\sigma(\alpha) = I^* \sigma(\alpha) < 1 < \frac{\lambda}{2}, \quad \forall \alpha \in T. \quad (4.10)$$

So, if $\Phi(\beta) = 0$, then by definition of Φ (see (4.6)) we would have only the second possibility left: (4.8), namely, this may happen only if $\sigma(\beta) = I^*\sigma(\beta) = I_S^*\sigma(\beta) > \lambda > 1$, a contradiction with (4.10). So the second reason for $\Phi(\beta)$ to be zero is disproved as well.

Note also that, once $\Phi(\alpha) \neq 0$, then $\Phi(\alpha') \neq 0$ for all $\alpha \leq \alpha' \leq \beta$:

$$\sum_{\beta \geq \alpha'' \geq \alpha'} I^*\sigma(\alpha'') \leq \sum_{\beta \geq \alpha'' \geq \alpha} I^*\sigma(\alpha'') \leq \lambda, \text{ so } \Phi(\alpha') \neq 0.$$

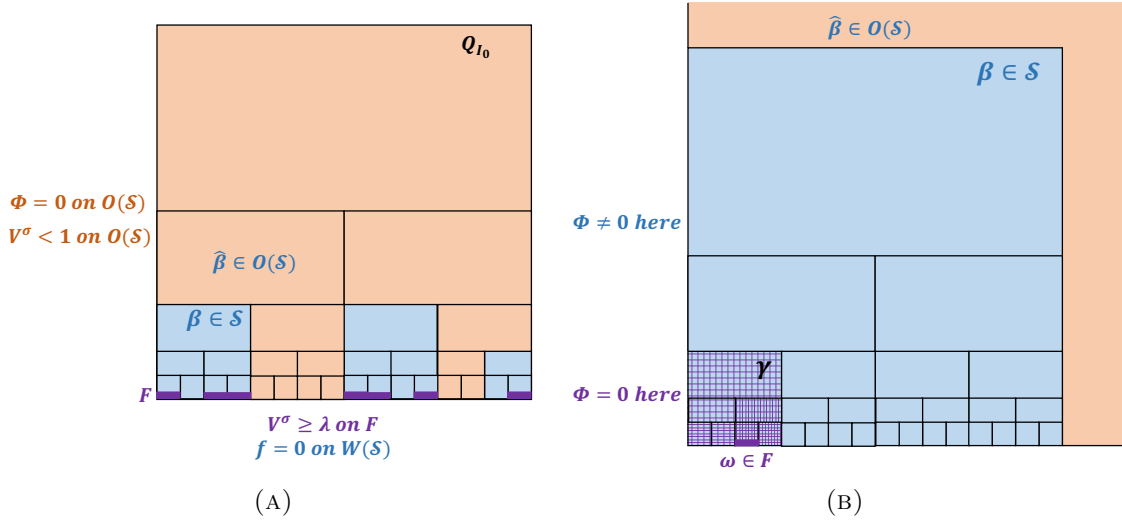


FIGURE 3. Lemma 4.11.

So, keeping in mind (4.7), we have:

$$\begin{aligned} I\Phi(\omega) &= \sum_{\beta \geq \alpha > \gamma} \frac{1}{\lambda} If(\beta) I^*\sigma(\alpha) \\ &= \frac{1}{\lambda} If(\omega) \left(\underbrace{\sum_{\beta \geq \alpha \geq \gamma} I^*\sigma(\alpha)}_{>\lambda \text{ because } \Phi(\gamma)=0} - \underbrace{I^*\sigma(\gamma)}_{<1 \text{ by (4.10)}} \right) \\ &> \frac{\lambda-1}{\lambda} If(\omega). \end{aligned}$$

If we assume, for example, that $\lambda > 3$, then $\frac{\lambda-1}{\lambda} > \frac{2}{3} =: c$.

Case 2: $\Phi(\omega) \neq 0$. Let $\hat{\beta} \in O(S)$ be the dyadic parent of $\beta \in S$. Then

$$\begin{aligned} I\Phi(\omega) &= \sum_{\beta \geq \alpha \geq \omega} \frac{1}{\lambda} If(\beta) I^*\sigma(\alpha) \\ &= \frac{1}{\lambda} If(\omega) \left(\underbrace{V^\sigma(\omega)}_{\geq \lambda \text{ by (4.2)}} - \underbrace{V^\sigma(\hat{\beta})}_{<1 \text{ by (4.3)}} \right) \\ &> \frac{\lambda-1}{\lambda} If(\omega). \end{aligned}$$

To prove the energy estimate (4.5), let us recall that

$$\begin{aligned} \|\Phi\|_{\ell^2(T)}^2 &= \frac{1}{\lambda^2} \sum_{\beta \in \mathcal{S}} [I[f](\beta)]^2 \sum_{\alpha \in Q_\beta: \Phi(\alpha) \neq 0} I_S^*[\sigma](\alpha)^2 = \\ &= \frac{1}{\lambda^2} \sum_{\beta \in \mathcal{S}} [I[f](\beta)]^2 \int_{\beta} V_{\mathcal{S},c}^\sigma(\omega) d\sigma(\omega), \end{aligned}$$

where for $\omega \leq \beta$, $\beta \in \mathcal{S}$,

$$V_{\mathcal{S},c}^\sigma(\gamma) := \sum_{\beta \geq \gamma': \Phi(\gamma') \neq 0} I^*[\sigma](\gamma').$$

But $V_{\mathcal{S},c}^\sigma(\omega) \leq \lambda$, because this is how Φ is defined in (4.6).

Let us introduce a new measure on T , called σ_S^f , which has masses only on vertices $\beta \in \mathcal{S}$, and each mass is

$$\sigma_S^f(\beta) := I[f](\beta) I^*[\sigma](\beta).$$

Hence, obviously, we can rewrite the previous estimate of $\|\Phi\|_{\ell^2(T)}^2$ as follows:

$$\begin{aligned} \|\Phi\|_{\ell^2(T)}^2 &\leq \frac{1}{\lambda} \sum_{\beta \in \mathcal{S}} [I[f](\beta)]^2 I^*[\sigma](\beta) = \\ &= \frac{1}{\lambda} \int_{\mathcal{S}} I[f](\beta) d\sigma_S^f(\beta) = \frac{1}{\lambda} \sum_{\alpha \in O(\mathcal{S})} f(\alpha) I^*[\sigma_S^f](\alpha) =: \frac{1}{\lambda} \mathcal{I}, \end{aligned} \quad (4.11)$$

where $\mathcal{I} := \int_{\mathcal{S}} I[f](\beta) d\sigma_S^f(\beta)$. To continue, let us make a self estimate of the term \mathcal{I} .

$$\begin{aligned} \mathcal{I} &= \sum_{\alpha \in O(\mathcal{S})} f(\alpha) I^*[\sigma_S^f](\alpha) \leq \|f\|_{\ell^2(T)} \left(\sum_{\alpha \in O(\mathcal{S})} (I^*[\sigma_S^f](\alpha))^2 \right)^{1/2} = \\ &= \|f\|_{\ell^2(T)} \left(\int V^{\sigma_S^f} d\sigma_S^f \right)^{1/2} = \|f\|_{\ell^2(T)} \left(\sum_{\beta \in \mathcal{S}} V^{\sigma_S^f}(\beta) \sigma_S^f(\beta) \right)^{1/2} \end{aligned}$$

We want to show that $\mathcal{I} \leq 8\|f\|_{\ell^2(T)}^2$. Split $\mathcal{S} = \cup_{k \in \mathbb{Z}} \mathcal{S}_k$, where

$$\mathcal{S}_k = \{\beta \in \mathcal{S} : 2^k \leq I[f](\beta) < 2^{k+1}\}.$$

$$\sigma_{\mathcal{S}_k}^f = \sigma_S^f|_{\mathcal{S}_k}.$$

We will estimate now $\sum_{\beta \in \mathcal{S}} V^{\sigma_S^f}(\beta) \sigma_S^f(\beta) \leq 64\|f\|_{\ell^2(T)}^2$ as follows:

$$\begin{aligned} \sum_{\beta \in \mathcal{S}} V^{\sigma_S^f}(\beta) \sigma_S^f(\beta) &\leq \\ &\leq 2 \sum_k \sum_{\beta \in \mathcal{S}_k} \sum_{j,k: j \leq k} V^{\sigma_{\mathcal{S}_j}^f}(\beta) \sigma_{\mathcal{S}_k}^f(\beta) \leq \\ &\leq 2 \sum_k \sum_{\beta \in \mathcal{S}_k} \sum_{j,k: j \leq k} 2^{j+1} V^\sigma(\beta) \sigma_{\mathcal{S}_k}^f(\beta) \leq 2 \sum_k 2^{k+1} V^\sigma(\beta) \sigma_{\mathcal{S}_k}^f(\beta) \leq \\ &\leq 8 \sum_k \sum_{\beta \in \mathcal{S}_k} I[f](\beta) \sigma_S^f(\beta) \leq 8 \sum_{\beta \in \mathcal{S}} I[f](\beta) \sigma_S^f(\beta) = 8\mathcal{I} \leq \\ &\leq 8\|f\|_{\ell^2(T)} \left(\sum_{\beta \in \mathcal{S}} V^{\sigma_S^f}(\beta) \sigma_S^f(\beta) \right)^{1/2}. \end{aligned}$$

We used here that by (4.3) and (4.10) β 's in \mathcal{S} are all such that

$$V^\sigma(\beta) \leq 2.$$

Therefore,

$$\mathcal{I} \leq 4\|f\|_{\ell^2(T)}^2.$$

Combining with (4.11), we see that the energy estimate (4.5) is proved, and, thus, the lemma is completely proved. \square

5. MAJORIZATION ON BI-TREE

We finish here the proof of Theorem 1.11. Let us recall this theorem, it is the following result.

Theorem 5.1. *Let μ be a positive measure on ∂T^2 such that $\mathbb{V} \leq 1$ on $\text{supp}(\mu)$ and, for some large λ , $\mathbb{V}^\mu \geq \lambda$ on a set $F \subset \partial T^2$. Then there exists a positive function φ on T^2 such that:*

- φ satisfies $\mathbb{I}\varphi(\omega) \geq \lambda$ for all $\omega \in F$.
- $\|\varphi\|_{\ell^2(T^2)}^2 \leq \frac{C}{\lambda} \mathcal{E}[\mu]$.

Proof. All of our dyadic rectangles are inside the unit square $Q_0 = I_0 \times I_0$.

Let us consider the family of dyadic rectangles $\gamma_x \times \alpha_y$ with a fixed vertical side α_y , and define

$$G(\gamma_x) := G^{\alpha_y}(\gamma_x) := \sum_{\alpha' \geq \alpha_y} \mu(\gamma_x \times \alpha').$$

Then note that

$$I_x G^{\alpha_y}(\gamma_x) = \mathbb{V}^\mu(\gamma_x \times \alpha_y).$$

Moreover,

$$G^{\alpha_y}(\gamma_x) \leq 1, \quad \forall \gamma_x, \alpha_y. \tag{5.1}$$

Indeed, let τ_y be the biggest (if it exists) dyadic $I_0 \geq \tau_y \geq \alpha_y$ such that $(\gamma_x \times \tau_y) \cap \text{supp}(\mu) = \emptyset$ (see Figure 4). Then

$$G^{\alpha_y}(\gamma_x) = \sum_{\substack{\alpha' \geq \alpha_y \\ \alpha' \leq \tau_y}} \mu(\gamma_x \times \alpha') + \sum_{\alpha' > \tau_y} \mu(\gamma_x \times \alpha').$$

The first term above is obviously 0, and the second term is ≤ 1 because it is less than \mathbb{V}^μ for some point in $\text{supp}(\mu)$. In case τ_y does not exist, obviously $G^{\alpha_y}(\gamma_x) = 0$.

Now, (5.1) implies that we may consider the family $\mathcal{S} := \mathcal{S}(\alpha_y)$ of maximal stopping intervals $\beta_x \in T_x$ such that $I_x G^{\alpha_y}(\beta_x) = \mathbb{V}(\beta_x \times \alpha_y) > 1$. Then

$$I_x G^{\alpha_y}(\beta_x) = \mathbb{V}(\beta_x \times \alpha_y) \leq 2, \quad \forall \beta_x \in \mathcal{S}(\alpha_y).$$

To see this, let $\beta_x \in \mathcal{S}(\alpha_y)$ and $\widehat{\beta}_x$ be its dyadic parent. Then $I_x G^{\alpha_y}(\widehat{\beta}_x) \leq 1$, so

$$I_x G^{\alpha_y}(\beta_x) = \sum_{\gamma_x \geq \beta_x} G^{\alpha_y}(\gamma_x) = \underbrace{G^{\alpha_y}(\beta_x)}_{\leq 1 \text{ by (5.1)}} + \underbrace{I_x G^{\alpha_y}(\widehat{\beta}_x)}_{\leq 1} \leq 2.$$

Another immediate property of the collection $\mathcal{S}(\alpha_y)$ is

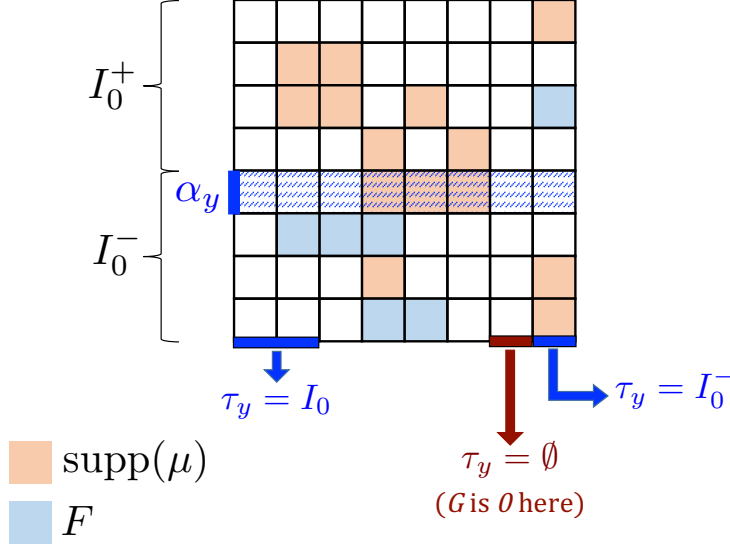
$$\beta_x \in \mathcal{S}(\alpha_y) \Rightarrow (\beta_x \times \alpha_y) \cap \text{supp}(\mu) = \emptyset.$$

Otherwise, suppose $Q \in \partial T^2$ is in this intersection. Then

$$I_x G^{\alpha_y}(\beta_x) = \mathbb{V}^\mu(\beta_x \times \alpha_y) \leq \mathbb{V}^\mu(Q) \leq 1,$$

a contradiction. It is then obvious that

$$\beta_x \in \mathcal{S}(\alpha_y) \Rightarrow \mu(\beta'_x \times \alpha_y) = 0, \quad \forall \beta'_x \leq \beta_x. \tag{5.2}$$

FIGURE 4. Examples of various τ_y for a fixed α_y .

We claim next that

$$\text{If for some } \omega_x : \mathbb{V}^\mu(\omega_x \times \alpha_y) \geq \frac{\lambda}{3}, \text{ then } \mathcal{S}(\alpha_y) \neq \emptyset \text{ and } O(\mathcal{S}(\alpha_y)) \neq \emptyset. \quad (5.3)$$

Recall that λ is large, so obviously $\mathbb{V}^\mu(\omega_x \times \alpha_y) > 1$, and then $\mathcal{S}(\alpha_y)$ is non-empty. Also, $I_x G^{\alpha_y}(\text{root}_{T_x}) = G^{\alpha_y}(\text{root}_{T_x}) \leq 1$, therefore any interval in $\mathcal{S}(\alpha_y)$ is strictly smaller than I_0 . We therefore have a non-empty family $\mathcal{S}(\alpha_y)$ of largest dyadic intervals in T_x such that $I_x G^{\alpha_y}(\beta_x) > 1$, and all these intervals are strictly smaller than I_0 .

For any small square $\omega = \omega_x \times \omega_y \in F$, let $\alpha(\omega)$ denote the first from the top (largest) dyadic interval containing ω_y such that

$$\mathbb{V}^\mu(\omega_x \times \alpha(\omega)) \geq \frac{\lambda}{3}.$$

Then by definition

$$\mathbb{V}^\mu(\omega_x \times \alpha) \geq \frac{\lambda}{3}, \quad \forall \alpha : \omega_y \leq \alpha \leq \alpha(\omega). \quad (5.4)$$

In particular, for any $\omega \in F$ and for any α_y such that $\omega_y \leq \alpha_y \leq \alpha(\omega)$, we obtained a family $\mathcal{S}(\alpha_y)$ of disjoint dyadic subintervals of T_x such that

$$\forall \alpha_y : \omega_y \leq \alpha_y \leq \alpha(\omega) \Rightarrow \mathcal{S}(\alpha_y) \neq \emptyset, O(\mathcal{S}(\alpha_y)) \neq \emptyset. \quad (5.5)$$

Given α_y , we constructed a function G^{α_y} on $T_x \times \alpha_y$, and a family $\mathcal{S}(\alpha_y) \subset T_x$ of disjoint subintervals. Now we need another function on $T_x \times \alpha_y$, namely

$$f(\gamma_x) := f^{\alpha_y}(\gamma_x) := \mu(\gamma_x \times \alpha_y).$$

Recall that $W(\mathcal{S}) = \cup_{\beta \in \mathcal{S}} Q_\beta$.

Fix α_y and construct a special function Φ^{α_y} as follows.

- If the dyadic strip $I_0 \times \alpha_y$ does not contain any $\omega \in F$, then put $\Phi^{\alpha_y} = 0$.
- Otherwise (see Figure 5, 6), let

$$F_{\alpha_y} := \{\omega_x : \omega = \omega_x \times \omega_y \in F \text{ s.t. } \omega \text{ lies in } I_0 \times \alpha_y \text{ and } \alpha_y \leq \alpha(\omega)\}.$$

If $F_{\alpha_y} = \emptyset$, again put $\Phi^{\alpha_y} = 0$. Otherwise, for some $\omega_x \in F_{\alpha_y}$, by (5.5):

$$\alpha_y \leq \alpha(\omega) \Rightarrow \mathcal{S}(\alpha_y) \neq \emptyset \text{ and } O(\mathcal{S}(\alpha_y)) \neq \emptyset.$$

Diagram illustrating the support of a measure μ on a grid F . The grid is partitioned into regions. A blue vertical bar on the left is labeled α_y . A blue horizontal bar at the bottom is labeled α_y . A blue square at the bottom right is labeled ω . The region containing ω is labeled ω_x . The region containing ω is also labeled $\omega \in F_{\alpha_y}$. The region containing ω is also labeled $\text{supp}(\mu)$. The region containing ω is also labeled $I_0 \times \alpha_y$ does not contain any $\omega \in F$.

$$f^{\alpha_y} = 0 \text{ on } W(\mathcal{S}(\alpha_y)). \quad (5.7)$$

So, we are now indeed under the assumptions of Lemma 4.11, so we have a non-negative function Φ^{α_y} on T_x such that, with positive absolute constants c, C :

$$I\Phi^{\alpha_y}(\omega_x) \geq cIf^{\alpha_y}(\omega_x), \forall \omega_x \in F_{\alpha_y}. \quad (5.8)$$

$$\|\Phi^{\alpha_y}\|_{\ell^2(T_x)}^2 \leq \frac{C}{\lambda} \|f^{\alpha_y}\|_{\ell^2(T_x)}^2. \quad (5.9)$$

Now put

$$\varphi(\gamma_x, \alpha_y) := \Phi^{\alpha_y}(\gamma_x).$$

Summing (5.9) over all $\alpha_y \in T_y$:

$$\begin{aligned} \|\varphi\|_{\ell^2(T^2)}^2 &= \sum_{\gamma_x, \alpha_y} \left(\Phi^{\alpha_y}(\gamma_x) \right)^2 = \sum_{\alpha_y} \|\Phi^{\alpha_y}\|_{\ell^2(T_x)}^2 \\ &\leq \frac{C}{\lambda} \sum_{\gamma_x, \alpha_y} \mu(\gamma_x \times \alpha_y)^2 = \mathcal{E}[\mu]. \end{aligned}$$

Given $\omega = \omega_x \times \omega_y \in F$, sum (5.8) in α_y : $\omega_y \leq \alpha_y \leq \alpha(\omega)$:

$$\begin{aligned} \mathbb{I}\varphi(\omega) &= \sum_{\alpha_y \geq \omega_y} I\Phi^{\alpha_y}(\omega_x) \geq \sum_{\alpha_y: \omega_y \leq \alpha_y \leq \alpha(\omega)} I\Phi^{\alpha_y}(\omega_x) \\ &\geq c \sum_{\alpha_y: \omega_y \leq \alpha_y \leq \alpha(\omega)} If^{\alpha_y}(\omega_x) = c \sum_{\alpha_y: \omega_y \leq \alpha_y \leq \alpha(\omega)} \sum_{\omega' \geq \omega_x} \mu(\omega' \times \alpha_y) \\ &= c \left(\sum_{\substack{\omega' \geq \omega_x \\ \alpha' \geq \omega_y}} \mu(\omega' \times \alpha') - \sum_{\substack{\omega' \geq \omega_x \\ \alpha' > \alpha(\omega)}} \mu(\omega' \times \alpha') \right) \\ &= c \left(\underbrace{\mathbb{V}^\mu(\omega_x \times \omega_y)}_{\geq \lambda \text{ because } \mathbb{V}^\mu \geq \lambda} - \underbrace{\mathbb{V}^\mu(\omega_x \times \widehat{\alpha(\omega)})}_{< \lambda/3 \text{ by defn. of } \alpha(\omega)} \right) \\ &\geq c \frac{2\lambda}{3}. \end{aligned}$$

□

6. THE PROOF OF LEMMA 3.2

The proof of Lemma 3.2 is also based on Theorem 5.1, but rather on a modification of it. Hence we need a special modification of Theorem 5.1. Let

$$E_1 := \{(\tau \times \alpha) : \mathbb{V}^\mu(\tau \times \alpha) < 1\}.$$

This set can be empty because we do not assume anything on $\mu \geq 0$ at this moment. Put

$$\mathbb{V}_1^\mu(\tau \times \alpha) := \sum_{\tau' \geq \tau, \alpha' \geq \alpha, (\tau', \alpha') \in E_1} \mu(\tau' \times \alpha').$$

For any positive function on T^2 we denote

$$\mathbb{I}_1\varphi := \sum_{\tau' \geq \tau, \alpha' \geq \alpha, (\tau', \alpha') \in E_1} \varphi(\tau' \times \alpha').$$

Denote $\mathcal{E}_1[\mu] := \int \mathbb{V}_1^\mu d\mu$. Then,

$$\mathcal{E}_1[\mu] = \int \mathbb{V}_1^\mu d\mu = \sum_{\tau \times \alpha \in E_1} (\mu(\tau \times \alpha))^2.$$

Theorem 6.1. *Let μ is a positive measure on ∂T^2 such that $\mathbb{V}_1^\mu \geq \lambda \gg 1$ on a set $F \subset \partial T^2$. Then there exists positive φ on T^2 such that*

- φ satisfies $\mathbb{I}\varphi(\omega) \geq \lambda$ for all $\omega \in F$,
- $\|\varphi\|_{\ell^2(T^2)}^2 \leq \frac{C}{\lambda} \mathcal{E}_1[\mu]$.

Proof. If $E_1 = \emptyset$, there is nothing to prove as the set F of large values of \mathbb{V}_1^μ will be empty (since $\mathbb{V}_1^\mu = 0$ identically).

Now we follow closely the proof of Theorem 5.1. Again fix $\alpha_y \in T_y$. As before we introduce two function (notice the modification):

$$g_1(\tau_x) := \sum_{\alpha'_y \geq \alpha_y, (\tau_x \times \alpha'_y) \in E_1} \mu(\tau_x \times \alpha'_y),$$

$$f_1(\tau_x) := \mu(\tau_x \times \alpha_y), \quad \tau_x \times \alpha_y \in E_1; \quad 0 \text{ otherwise.}$$

Of course we should keep in mind that these functions have implicit superscript α_y . Notice that

$$Ig_1(\gamma_x) = \sum_{\gamma'_x \geq \gamma_x, \alpha'_y \geq \alpha_y, (\gamma'_x \times \alpha'_y) \in E_1} \mu(\gamma'_x \times \alpha'_y) = \mathbb{V}_1^\mu(\gamma_x \times \alpha_y).$$

So, consider the family $\mathcal{S} = \mathcal{S}^{\alpha_y}$ of maximal dyadic intervals (=nodes of T_x) such that

$$Ig_1(\beta_x) \geq 1. \tag{6.1}$$

As before consider $W(\mathcal{S})$ and $O(\mathcal{S})$. Given $E_1 \neq \emptyset$, we conclude that for some α_y the set $O(\mathcal{S})$ is non-empty and that

$$Ig_1 < 1 \quad \text{on } O(\mathcal{S}). \tag{6.2}$$

Consider

$$F_{\alpha_y} := \{\omega_x : \omega = \omega_x \times \omega_y \in F \text{ s.t. } \omega \text{ lies in } I_0 \times \alpha_y \text{ and } \alpha_y \leq \alpha(\omega)\}.$$

Now $\alpha(\omega)$ is computed with respect to potential \mathbb{V}_1^μ : the largest such α that $\mathbb{V}_1(\omega_x \times \alpha) \geq \frac{\lambda}{3}$.

Non-emptiness of E_1 also implies $\mu(I_0 \times I_0) < 1$ and thus (6.2) can be complemented by

$$Ig_1 \leq 2 \quad \text{for all } \beta \in \mathcal{S}. \tag{6.3}$$

However, if $F \cap (T_x \times \alpha_y) \neq \emptyset$, then on $F_{\alpha_y} \subset \partial T_x$

$$Ig_1 \geq \frac{\lambda}{3}. \tag{6.4}$$

Next, following the scheme of the proof of Theorem 5.1, let us check that

$$f_1 = 0 \quad \text{on } W(\mathcal{S}). \tag{6.5}$$

Indeed, let $\gamma \in W(\mathcal{S})$, so there exists $\beta \in \mathcal{S}$ such that $\gamma \leq \beta$. Then, using (6.1), we get

$$\mathbb{V}_1^\mu(\gamma \times \alpha_y) = Ig_1(\gamma) \geq Ig_1(\beta) \geq 1,$$

and, hence, by the definition of f_1 , $f_1(\gamma) = 0$.

We are almost in the assumptions of Lemma 4.11. In fact, we have $W(\mathcal{S})$, $O(\mathcal{S})$, function f_1 that plays the part of f and function g_1 that plays the part of G , and we have assumption (6.2) that is like (4.3) and assumption (6.4) that is like assumption (4.2). There is a difference though, because the property $G = I^*[\sigma]$ is missing, g_1 is more complicated. But we will be able to circumvent this difficulty in a rather easy way.

It is clear that we are interested only in those α_y , for which $f_1 \neq 0$, therefore, we are interested only in those α_y , for which $O(\mathcal{S}) \neq \emptyset$.

Remembering this, next consider (6.4). If (6.4) happens (there are many α_y 's for which this will happen, namely, those for which $F \cap (T_x \times \alpha_y) \neq \emptyset$), then, obviously, (6.4) may happen only on the part of ∂T_x that lie inside some of the intervals $\beta \in \mathcal{S}$.

To reduce everything to Lemma 4.11 we will need one property of g_1 that will replace the property $G = I^*[\sigma]$ that is missing. Namely, we have

Lemma 6.2. *Let $\tau_x = \tau_x^1 \cup \tau_x^2$, τ_x^i being two children of τ_x . Then*

$$g_1(\tau_x) \geq g_1(\tau_x^1) + g_1(\tau_x^2).$$

Proof. Let $\alpha_y^i \geq \alpha_y$ be the smallest interval such that $\tau_x^i \times \alpha_y^i$ belongs to E_1 . And let $\tau_x \times \hat{\alpha}_y$ be the smallest interval such that $\tau_x \times \hat{\alpha}_y$ belongs to E_1 . Without the loss of generality we assume that $\alpha_y^1 \leq \alpha_y^2$. Then (see Figure 7) $\tau_x \times \alpha_y^1$ contains $\tau_x^1 \times \alpha_y^1 \in E_1$, and we conclude that $\tau_x \times \alpha_y^1$ also belongs to E_1 . But $\tau_x \times \hat{\alpha}_y$ is the smallest such rectangle. Therefore,

$$\tau_x \times \hat{\alpha}_y \subset \tau_x \times \alpha_y^1, \quad \text{and so} \quad \hat{\alpha}_y \leq \alpha_y^1 \leq \alpha_y^2.$$

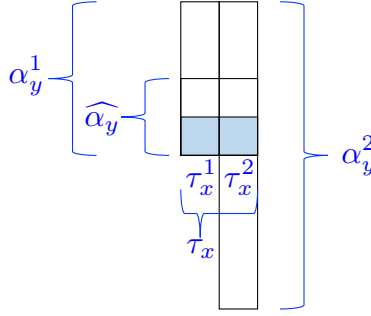


FIGURE 7. Lemma 6.2 construction.

In the definition of $g_1(\tau_x)$ we have the sum of μ 's over $\tau_x \times \alpha$, $\alpha = \text{Gen}_k \hat{\alpha}_y$, $k \geq 0$, where $\text{Gen}_k(I)$ means the predecessor of I , which is 2^k times larger than I . We write

$$\begin{aligned} g_1(\tau_x) &= \sum_k \mu(\tau_x \times \text{Gen}_k \hat{\alpha}_y) = \sum_{k=0}^{\infty} \mu(\tau_x^1 \times \text{Gen}_k \hat{\alpha}_y) + \sum_{k=0}^{\infty} \mu(\tau_x^2 \times \text{Gen}_k \hat{\alpha}_y) \geq \\ &= \sum_{k=0}^{\infty} \mu(\tau_x^1 \times \text{Gen}_k \alpha_y^1) + \sum_{k=0}^{\infty} \mu(\tau_x^2 \times \text{Gen}_k \alpha_y^1) = g_1(\tau_x^1) + g_1(\tau_x^2), \end{aligned}$$

where the inequality holds because there are less predecessors for larger intervals. □

Definition 6.3. Function g satisfying $g(\tau) \geq g(\tau^1) + g(\tau^2)$ for any $\tau \in T$ and its two children τ^1, τ^2 is called two point super-harmonic. Function G satisfying $G(\tau) = G(\tau^1) + G(\tau^2)$ for any $\tau \in T$ and its two children τ^1, τ^2 is called two point harmonic.

This property of g_1 implies immediately the following property of Ig_1 :

Lemma 6.4. *Function Ig_1 on T is three point super-harmonic. In other words, let $\tau \in T$ has two children τ^1, τ^2 and father τ_3 . Then*

$$Ig_1(\tau) \geq \frac{1}{3}(Ig_1(\tau_1) + Ig_1(\tau_2) + Ig_1(\tau_3)).$$

Proof. Let $c = g_1(\tau)$, $a = g_1(\tau_1)$, $b = g_1(\tau_2)$. The above mentioned inequality is obviously equivalent to saying that

$$\frac{1}{3}(a + c) + \frac{1}{3}(b + c) \leq c.$$

This is of course true by Lemma 6.2. □

Remark 6.5. Notice that this claim simultaneously proves that if σ is a positive measure on ∂T and if $G(\tau) := I^*\sigma(\tau)$, $\tau \in T$, then $IG = V^\sigma$ is three point harmonic. Indeed, if we use the same proof with $IG = V^\sigma$ replacing Ig_1 , we would come to $c = a + b$, which is $I^*\sigma(\tau) = I^*\sigma(\tau_1) + I^*\sigma(\tau_2)$ which is of course correct.

Now let us use (6.4) as follows. Let ρ be an equilibrium measure on $F_{\alpha_y} = Proj_{T_x}[F \cap (T_x \times \alpha_y)]$. In particular $V^\rho = 1$ on F_{α_y} . Denote

$$\sigma := \frac{\lambda}{3}\rho.$$

Then by (6.4) we have:

$$V^\sigma = \frac{\lambda}{3}, \quad \text{on } F_{\alpha_y} = Proj_{T_x}[F \cap (T_x \times \alpha_y)]. \quad (6.6)$$

Remark 6.6. One can now think that maximum principle on tree T would now imply that super-harmonic Ig_1 is bigger than harmonic IG , $G = I^*\sigma$, on the whole tree T because on the boundary they satisfy (6.6). However, this is not the right reasoning because of two important obstacles: 1) (6.6) holds not on the whole boundary of T but only on some part of it; 2) for 3 point subharmonic functions minimum principle claims that minimum is either on the boundary or at the root of the tree. And we have seemingly no information about the behavior of super-harmonic Ig_1 and harmonic $IG = I(I^*\sigma)$ at the root. One needs another minimum principle. It is in Lemma 6.7 below.

Denote $G := I^*\sigma$. It is a two point harmonic function, and the set of the boundary ∂T , where it is strictly positive is by definition inside $\text{supp } \sigma = \text{supp } \rho$. So on the set, where G is strictly positive we have $IG = V^\sigma \leq Ig_1$ by (6.4) and (6.6).

Hence, we are in a position to use Lemma 6.7 and Remark 6.5 that imply

$$V^\sigma \leq Ig_1 \quad \text{on } T.$$

This and (6.2) gives

$$V^\sigma < 1 \quad \text{on } O(S). \quad (6.7)$$

Now (6.6) and (6.7) correspond to (4.3) and (4.2) of Lemma 4.11. We use this lemma and get Φ claimed in it. Then the end of the proof of Theorem 6.1 repeats verbatim the reasoning of Section 5. □

Lemma 6.7. *Let g, G be two non-negative functions on T . Let g be two point super-harmonic, and G be two point harmonic functions. Assume that $IG \leq Ig$ on the set $P = \{\omega \in \partial T : G(\omega) > 0\}$. Then $IG \leq Ig$ on the whole tree T .*

Proof. Assume that at a certain $\beta \in T$ we have $Ig(\beta) < IG(\beta)$. If simultaneously $g(\beta) < G(\beta)$ we call this β good. If it is not good, thus, $g(\beta) \geq G(\beta)$, then clearly $Ig(\beta_1) < IG(\beta_1)$, where β_1 denotes the father of β . Again we query whether β_1 is good. If not we come to β_2 , which is the father of β_1 . Eventually we will find a good vertex. May be it will be the root of the tree, where $Ig = g, IG = G$.

As soon as we find good $\gamma \in T$, that is γ such that simultaneously

$$Ig(\gamma) < IG(\gamma) \quad (6.8)$$

and $g(\gamma) < G(\gamma)$, we notice that one of the children γ_\pm (let us call it γ_1) will also satisfy $g(\gamma_1) < G(\gamma_1)$. In fact,

$$g(\gamma_+) + g(\gamma_-) \leq g(\gamma) < G(\gamma) = G(\gamma_+) + G(\gamma_-).$$

Now, by recursion, we find a child γ_2 of γ_1 such that $g(\gamma_2) < G(\gamma_2)$. We continue doing that till we come to the boundary, namely, to a certain $\gamma_n =: \omega \in \partial T$, such that $g(\gamma_n) < G(\gamma_n)$. Vertices $\gamma_1, \dots, \gamma_n$ form the branch of the tree from γ_1 till $\gamma_n = \omega \in \partial T$. We can now add all inequalities $g(\gamma_i) < G(\gamma_i)$, $i = 1, \dots, n$, and also add to this inequality (6.8).

As a result we get two things: one is that $G(\omega) > g(\omega) \geq 0$ (that is ω lies in the set P), the second one is

$$Ig(\omega) < IG(\omega) \quad \omega \in P.$$

But this is a contradiction to the assumption that $Ig \geq IG$ on P . □

Define

$$E_\delta := \{(\tau \times \alpha) : V^\mu(\tau \times \alpha) < \delta\}.$$

Put

$$\mathbb{V}_\delta^\mu(\tau \times \alpha) := \sum_{\tau' \geq \tau, \alpha' \geq \alpha, (\tau', \alpha') \in E_\delta} \mathbb{I}\mu(\tau' \times \alpha').$$

For any positive function on T^2 we denote

$$\mathbb{I}_\delta \varphi := \sum_{\tau' \geq \tau, \alpha' \geq \alpha, (\tau', \alpha') \in E_\delta} \varphi(\tau' \times \alpha').$$

Denote $\mathcal{E}_\delta[\mu] := \int \mathbb{V}_\delta^\mu d\mu$. Then,

$$\mathcal{E}_\delta[\mu] = \int \mathbb{V}_\delta^\mu d\mu = \sum_{\tau \times \alpha \in E_\delta} (\mu(\tau \times \alpha))^2.$$

Let $\delta \in (0, 1]$. By rescaling $\mu := \mu/\delta$ we get

Theorem 6.8. *Let μ is a positive measure on ∂T^2 such that $\mathbb{V}_\delta^\mu \geq \lambda \geq 1$ on a set $F \subset \partial T^2$. Then there exists positive φ on T^2 such that*

- φ satisfies $\mathbb{I}\varphi(\omega) \geq \lambda$ for all $\omega \in F$,
- $\|\varphi\|_{\ell^2(T^2)}^2 \leq C \frac{\delta}{\lambda} \mathcal{E}_\delta[\mu]$.

Lemma 6.9. *Assume that μ is a positive measure on ∂T^2 such that $\mathbb{V}^\mu \geq 1$ on $\text{supp } \mu$. Then*

$$\mathcal{E}_\delta[\mu] \leq C\delta^{1/2} \mathcal{E}[\mu]. \tag{6.9}$$

In particular,

$$\begin{aligned} \mathcal{E}_{T^2 \cap \{\mathbb{V}^\mu \geq \delta\}}[\mu] &= \sum_{R \subset \partial T^2 \cap \{\mathbb{V}^\mu \geq \delta\}} \mu(R)^2 \geq \sum_{\alpha \in T^2: \mathbb{V}^\mu(\alpha) \geq \delta} [\mathbb{I}^* \mu(\alpha)]^2 = \\ \mathcal{E}[\mu] - \mathcal{E}_\delta[\mu] &\geq (1 - C\delta^{1/2}) \mathcal{E}[\mu]. \end{aligned}$$

Proof. If the first display inequality is proved, then the second display inequality follows because given $\alpha \in T^2$ such that $\mathbb{V}^\mu(\alpha) \geq \delta$, we immediately see that for each point $x \in \text{supp } \mu$ of the dyadic rectangle R corresponding to α we have $\mathbb{V}^\mu(x) \geq \delta$.

To prove the first inequality we will use Theorem 6.8. Fix a small positive ε to be chosen soon. Consider $E_k \subset \partial T^2$ such that $E_k = \{x \in \text{supp } \mu : 2^{k-1} < \mathbb{V}^\mu(x) \leq 2^k\}$, $k = -\varepsilon \log \frac{1}{\delta}, \dots, 0, 1, \dots$. Then construct Φ_k from Theorem 6.8 with data $\lambda = 2^k$, δ . Then

$$\begin{aligned} 2^k \mu(E_k) &\leq \int_{E_k} \mathbb{I}(\Phi_k) d\mu \leq \int \mathbb{I}(\Phi_k) d\mu = \sum_{T^2} \Phi_k \mathbb{I}^*[\mu] \leq \\ \|\Phi_k\|_{\ell^2} \mathcal{E}[\mu]^{1/2} &\leq \left(\frac{\delta}{2^k}\right)^{1/2} \mathcal{E}_\delta[\mu]^{1/2} \mathcal{E}[\mu]^{1/2}. \end{aligned}$$

Now sum over k and use that $\|\mu\| \leq \int \mathbb{V}^\mu d\mu = \mathcal{E}[\mu]$ as $\mathbb{V}^\mu \geq 1$ on $\text{supp } \mu$:

$$\begin{aligned} \mathcal{E}_\delta[\mu] &= \int \mathbb{V}_\delta^\mu d\mu = \int_{\mathbb{V}_\delta^\mu \leq \delta^\varepsilon} \mathbb{V}_\delta^\mu d\mu + \int_{\mathbb{V}_\delta^\mu > \delta^\varepsilon} \mathbb{V}_\delta^\mu d\mu \leq \delta^\varepsilon \|\mu\| + 2 \sum_{k=0}^{\infty} 2^k \mu(E_k) \leq \\ &\delta^\varepsilon \mathcal{E}[\mu] + 2 \sum_{k=0}^{\infty} 2^k \mu(E_k) \leq \delta^\varepsilon \mathcal{E}[\mu] + C \mathcal{E}_\delta[\mu]^{1/2} \mathcal{E}[\mu]^{1/2} \left(\frac{\delta}{\delta^\varepsilon} \right)^{1/2}. \end{aligned}$$

One of the terms on the right is bigger than another. Thus, either $\mathcal{E}_\delta[\mu] \leq C \delta^\varepsilon \mathcal{E}[\mu]$ or $\mathcal{E}_\delta[\mu] \leq C \delta^{1-\varepsilon} \mathcal{E}[\mu]$. Either way, choosing $\varepsilon = \frac{1}{2}$ we get the result of the lemma. \square

The second display inequality of Lemma 6.9 proves Lemma 3.2.

REFERENCES

- [1] D. ADAMS, L. HEDBERG, *Function Spaces and Potential Theory*, Springer 1999.
- [2] NICOLA ARCOZZI, IRINA HOLMES, PAVEL MOZOLYAKO, ALEXANDER VOLBERG, *Bellman function sitting on a tree*, arXiv:1809.03397, pp. 1–18, 2018.
- [3] NICOLA ARCOZZI, PAVEL MOZOLYAKO, KARL-MIKAEL PERFEKT, GIULIA SARFATTI, *Carleson measures for the Dirichlet space on the bidisc*, preprint 2018.
- [4] Irina Holmes, George Psaromiligos, Alexander Volberg, *A comparison of box and Carleson conditions on bi-trees*, arXiv:1903.02478, pp. 1–17.
- [5] F. NAZAROV, S. TREIL, A. VOLBERG, *The Bellman functions and two-weight inequalities for Haar multipliers*, Journal of the AMS, Vol. 12, Number 4, 1999.

UNIVERSITÀ DI BOLOGNA, DEPARTMENT OF MATHEMATICS, PIAZZA DI PORTA S. DONATO, 40126 BOLOGNA (BO)

E-mail address: nicola.arcozzi@unibo.it

DEPARTMENT OF MATHEMATICS, MICHIGAN STATE UNIVERSITY, EAST LANSING, MI. 48823

UNIVERSITÀ DI BOLOGNA, DEPARTMENT OF MATHEMATICS, PIAZZA DI PORTA S. DONATO, 40126 BOLOGNA (BO)

E-mail address: pavel.mozolyako@unibo.it

DEPARTMENT OF MATHEMATICS, MICHIGAN STATE UNIVERSITY, EAST LANSING, MI. 48823

E-mail address: volberg@math.msu.edu (A. Volberg)