

# Curie temperature of $\text{Sm}_2\text{Fe}_{17}$ and $\text{Nd}_2\text{Fe}_{14}\text{B}$ : a first-principles study

Taro Fukazawa<sup>1,3</sup>, Hisazumi Akai<sup>2,3</sup>, Yosuke Harashima<sup>1,3</sup>, Takashi Miyake<sup>1,3</sup>

<sup>1</sup> CD-FMat, National Institute of Advanced Industrial Science and Technology, Tsukuba, Ibaraki 305-8568, Japan

<sup>2</sup> The Institute for Solid State Physics, The University of Tokyo, Kashiwanoha, Kashiwa, Chiba 277-8581, Japan

<sup>3</sup> ESICMM, National Institute for Materials Science, Tsukuba, Ibaraki 305-0047, Japan

We calculate intersite magnetic couplings for  $\text{Sm}_2\text{Fe}_{17}$ ,  $\text{Nd}_2\text{Fe}_{14}$  and  $\text{Nd}_2\text{Fe}_{14}\text{X}$  ( $\text{X} = \text{B}, \text{C}, \text{N}, \text{O}, \text{F}$ ) using Liechtenstein's formula on the basis of first-principles calculation, and analyze them to investigate the Curie temperature of  $\text{Sm}_2\text{Fe}_{17}$  and  $\text{Nd}_2\text{Fe}_{14}\text{B}$ . We find that the magnetic coupling in the dumbbell bond is strongly ferromagnetic in our calculation, which is against a previous conjecture explaining the low Curie temperature for  $\text{Sm}_2\text{Fe}_{17}$ . The calculated values of the couplings explain the experimentally observed difference in the Curie temperature of  $\text{Sm}_2\text{Fe}_{17}$  and  $\text{Nd}_2\text{Fe}_{14}\text{B}$ . We also address boron's effects on the Curie temperature of  $\text{Nd}_2\text{Fe}_{14}\text{B}$ , especially in connection with Kanamori's theory of cobaltization.

**Index Terms**—hard-magnet compounds, first-principles calculation,  $\text{Th}_2\text{Zn}_{17}$  structure,  $\text{Sm}_2\text{Fe}_{17}$ ,  $\text{Nd}_2\text{Fe}_{14}\text{B}$

## I. INTRODUCTION

In his development of the Nd–Fe–B magnet, Sagawa had a working hypothesis: if the shortest Fe–Fe bond in  $\text{R}_2\text{Fe}_{17}$  ( $\text{R}$ : rare-earth element) could be elongated, its ferromagnetic state would become more stable.[1] Although he used boron with the intention of stretching the bond, the resulting crystal,  $\text{Nd}_2\text{Fe}_{14}\text{B}$ , has an utterly different structure from  $\text{R}_2\text{Fe}_{17}$ . In the present paper, we address two questions related to this episode—whether the hypothesis is valid and how boron affects the Curie temperature ( $T_C$ ) in  $\text{Nd}_2\text{Fe}_{14}\text{B}$ .

Later works seemingly support the hypothesis. Li and Morrish deduced an antiferromagnetic exchange for the bond from their experimental results by considering the exchange couplings between neighboring atoms alone and attributed the antiferromagnetic coupling to the shortness of the bond.[2] Introduction of Cr is considered as another way to eliminate the antiferromagnetic coupling. Enhancement of  $T_C$  in  $\text{R}_2(\text{Fe}, \text{Cr})_{17}$  caused by Cr has been explained along this line.[3], [4]

Role of the boron in  $\text{Nd}_2\text{Fe}_{14}\text{B}$  has also attracted attention. Kanamori proposed a concept called cobaltization, in which Fe atoms are made Co-like by boron or another element.[5] Tatetsu et al. have recently reported on the basis of first-principles calculation that cobaltization exists in  $\text{Nd}_2\text{Fe}_{14}\text{B}$  and the Co-like Fe elements make the magnetic moments of their neighboring Fe elements larger. However, the net effect from cobaltization is negative to the magnetization because the loss of the moment in the Co-like elements is large. This mechanism must affect the Curie temperature but they let the relation of cobaltization to  $T_C$  remain open.[6]

In this paper, we calculate inter-site magnetic couplings for  $\text{Sm}_2\text{Fe}_{17}$  and  $\text{Nd}_2\text{Fe}_{14}\text{X}$  ( $\text{X} = \text{B}, \text{C}, \text{N}, \text{O}, \text{F}$ ) using Liechtenstein's formula[7] on the basis of first-principles calculation to tackle the questions above. Contrary to the previous results[2], the magnetic coupling between the Fe atoms in the shortest bond of  $\text{Sm}_2\text{Fe}_{17}$  is found ferromagnetic in our calculation. The conclusion of Li et al. could be a misattribution of antiferromagnetic couplings of longer bonds. As for  $T_C$  of  $\text{Nd}_2\text{Fe}_{14}\text{B}$ , we consider metastable  $\text{Nd}_2\text{Fe}_{14}$  as a reference. By

separating chemical effects from the effect of volume changes, we show that there is a positive contribution to  $T_C$  from the chemical effect of B. We also compare the effect of X on  $T_C$  in  $\text{Nd}_2\text{Fe}_{14}\text{X}$  ( $\text{X} = \text{B}, \text{C}, \text{N}, \text{O}, \text{F}$ ) to see the chemical trends.

## II. METHODS

We use the Korringa–Kohn–Rostoker Green function method[8], [9] for solving the Kohn–Sham equation[10] based on density functional theory.[11] The local density approximation is used in the calculation; the spin–orbit coupling at the rare-earth site is taken into account with the f-electrons treated as a trivalent open core for which the configuration is constrained by Hund's rule; the self-interaction correction[12] is also applied to the f-orbitals. Numbers of sampling points in the full first Brillouin zone are  $12 \times 12 \times 12$  for  $\text{Sm}_2\text{Fe}_{17}$  and  $6 \times 6 \times 4$  for  $\text{Nd}_2\text{Fe}_{14}\text{X}$ .

We assume the  $\text{Th}_2\text{Zn}_{17}$  structure [space group:  $\text{R}\bar{3}\text{m}$  (#166)] for  $\text{Sm}_2\text{Fe}_{17}$  and the  $\text{Nd}_2\text{Fe}_{14}\text{B}$  structure [space group:  $\text{P}4_2/\text{mmn}$  (#136)] for  $\text{Nd}_2\text{Fe}_{14}$  and  $\text{Nd}_2\text{Fe}_{14}\text{X}$  ( $\text{X} = \text{B}, \text{C}, \text{N}, \text{O}, \text{F}$ ). We use the lattice parameters from Harashima et al.[13] for  $\text{Sm}_2\text{Fe}_{17}$ , and those from Tatetsu et al.[6] for  $\text{Nd}_2\text{Fe}_{14}\text{X}$ .

We use Liechtenstein's method[7] to estimate intersite magnetic couplings  $J_{i,j}$ , which is calculated from the energy shifts caused by spin-rotational perturbation on the local potentials at the  $i$ th and  $j$ th site. We also estimate the Curie temperature within the mean-field approximation from the intersite magnetic couplings with considering the classical Heisenberg Hamiltonian:

$$\mathcal{H} = - \sum_{i,j} J_{i,j} \vec{e}_i \cdot \vec{e}_j, \quad (1)$$

where  $\vec{e}_i$  is a unit vector that denotes the direction of the local spin moment, and the magnitude of the spin moments and the double counting of the bonds are considered in the definition of  $J_{i,j}$ . With this definition, the coupling is ferromagnetic when  $J_{i,j}$  is positive.

## III. RESULTS AND DISCUSSION

First, we show the results for  $\text{Sm}_2\text{Fe}_{17}$ . Figure 1 shows intersite magnetic couplings between Fe sites obtained for

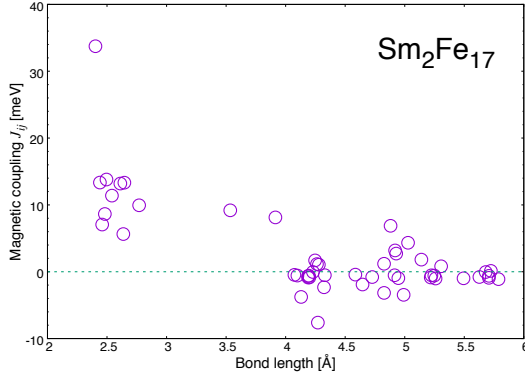


Fig. 1. Intersite magnetic couplings  $J_{i,j}$  between Fe sites in  $\text{Sm}_2\text{Fe}_{17}$ . The horizontal axis shows the distance between the  $i$ th and  $j$ th site.

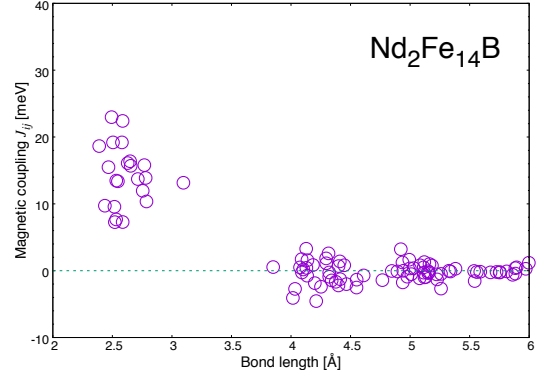


Fig. 3. Intersite magnetic couplings  $J_{i,j}$  between Fe sites in  $\text{Nd}_2\text{Fe}_{14}\text{B}$ . The horizontal axis shows the distance between the  $i$ th and  $j$ th site.

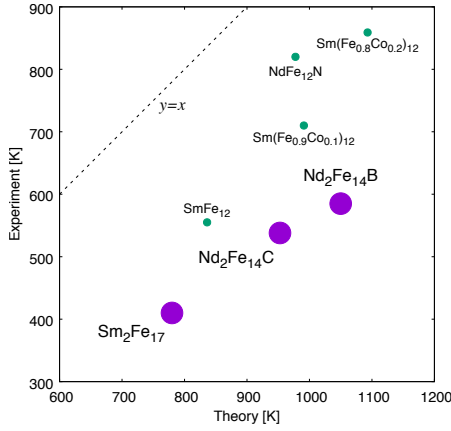


Fig. 2. Experimental values of the Curie temperature versus theoretical values within the mean-field approximation for  $\text{Sm}_2\text{Fe}_{17}$ , [2]  $\text{Nd}_2\text{Fe}_{14}\text{B}$ , and  $\text{Nd}_2\text{Fe}_{14}\text{C}$ . [17] The experimental values for  $\text{Sm}(\text{Fe}_{1-x}\text{Co}_x)_{12}$  ( $x = 0, 0.1, 0.2$ ), [18] and  $\text{NdFe}_{12}\text{N}$  [19] are also plotted with theoretical values [15], [16] for comparison.

$\text{Sm}_2\text{Fe}_{17}$ . Opposing against the previous theory, the dumbbell bond, which is the shortest one, has a conspicuously large coupling of approximately 35 meV. Antiferromagnetic couplings appear only in the region  $R_{i,j} > 4 \text{ \AA}$  where  $R_{i,j}$  denotes the bond length.

The estimated Curie temperature ( $T_C$ ) is approximately 780 K. Due to the use of the mean-field approximation, this is overestimated compared to the experimental value of 410 K from Li and Morrish. [2] Although the absolute value of  $T_C$  does not agree with the experimental one, relative changes of  $T_C$  caused by small alteration of systems has been adequately reproduced within the mean-field approximation in previous studies. [14], [15], [16] The comparison of theoretical and experimental values of the Curie temperature for  $\text{Sm}_2\text{Fe}_{17}$ ,  $\text{Nd}_2\text{Fe}_{14}\text{B}$  and  $\text{Nd}_2\text{Fe}_{14}\text{C}$  are shown in Fig. 2, compared with those for  $\text{NdFe}_{12}\text{N}$  and  $\text{Sm}(\text{Fe},\text{Co})_{12}$  in the previous studies.

Next, we compare those intersite magnetic couplings to those for  $\text{Nd}_2\text{Fe}_{14}\text{B}$ . Figure 3 shows values of the couplings between Fe sites obtained for  $\text{Nd}_2\text{Fe}_{14}\text{B}$ . The overall behavior is similar to that in  $\text{Sm}_2\text{Fe}_{17}$ . Although there are apparently more data points in Fig. 3 than Fig. 1, this comes from the difference of the symmetry between  $\text{Nd}_2\text{Fe}_{14}\text{B}$  and  $\text{Sm}_2\text{Fe}_{17}$ .

Although each of the two systems has a different crystal structure from each other, the geometry affects the Curie temperature only via the values of the magnetic couplings,  $J_{ij}$ , and the definition of sublattices within the mean-field approximation. To see how the sublattices affects the Curie temperature, let us consider a further approximation to the mean-field approach by regarding all the Fe sites as of a single sublattice and disregarding all the other elements. The Curie temperature within the mean-field approximation is obtained as the largest eigenvalue of the linear equation [14] for the Weiss field  $\vec{m}_i$ :

$$\vec{m}_i = \sum_j \frac{2}{3k_B} J_{i,j} \vec{m}_j. \quad (2)$$

Because the local magnetic moments of the Fe sites in those systems are coupled strongly and ferromagnetically, the Weiss fields at a temperature slightly below the Curie temperature can be efficiently approximated by  $\vec{m}_i \simeq \delta \vec{e}_z$  where  $\delta$  is a small number that does not depend on  $i$ . This leads to a rough estimation of the mean-field Curie temperature:  $T_C^{\text{rough-MFA}} = 2/(3k_B N) \sum_{i,j} J_{ij}$ , the values of which are 770 K for  $\text{Sm}_2\text{Fe}_{17}$ , 990 K for  $\text{Nd}_2\text{Fe}_{14}\text{B}$ , and 890 K for  $\text{Nd}_2\text{Fe}_{14}\text{C}$  while they are 780 K, 1050 K, 950 K within the ordinary mean-field approximation, respectively. Because the effects of the sublattices are minor, we can directly compare  $J_{ij}$  shown in Fig. 1 and Fig. 3 to discuss their Curie temperatures.

Most part of the Curie temperature can be explained by the bonds with the lengths smaller than 3 Å. Value of  $T_C$  for  $\text{Nd}_2\text{Fe}_{14}\text{B}$  with the cutoff of 3 Å is 1100 K while it is 1050 K when the all the bonds less than 7 Å are considered. In the case of  $\text{Sm}_2\text{Fe}_{17}$ ,  $T_C$  with the cut off of 3 Å is 870 K while it is 780 K with all the bonds less than 10 Å.

On this grounds, we consider substantial difference is the existence of the magnetic couplings in the range of 15–25 meV with the bond lengths smaller than 3 Å, which can be classified by the Wyckoff positions of  $\text{Nd}_2\text{Fe}_{14}\text{B}$  [P4<sub>2</sub>/mmn (#136)] as in Table I. Although the ferromagnetic coupling of the dumbbell bond in  $\text{Sm}_2\text{Fe}_{17}$  is strong, there are only two pairs in the unit cell and they cannot compensate for the difference.

Finally, we show our results of the Curie temperature for  $\text{Nd}_2\text{Fe}_{14}$  and  $\text{Nd}_2\text{Fe}_{14}\text{X}$  ( $X = \text{B}, \text{C}, \text{N}, \text{O}, \text{F}$ ) within the mean-

TABLE I  
INTERSITE MAGNETIC COUPLINGS IN  $\text{Nd}_2\text{Fe}_{14}\text{B}$  IN THE RANGE OF 15–25 meV

Bond	J (meV)	Bond	J (meV)
Fe(16k <sub>1</sub> )–Fe(16k <sub>1</sub> )	22.4	Fe(16k <sub>2</sub> )–Fe(8j <sub>2</sub> )	16.1
Fe(16k <sub>1</sub> )–Fe(16k <sub>2</sub> )	15.5	Fe(16k <sub>2</sub> )–Fe(8j <sub>2</sub> )*	15.7
Fe(16k <sub>1</sub> )–Fe(4e)	23.0	Fe(16k <sub>2</sub> )–Fe(4c)	19.2
Fe(16k <sub>1</sub> )–Fe(4c)	19.2	Fe(8j <sub>1</sub> )–Fe(8j <sub>2</sub> )	16.4
Fe(16k <sub>2</sub> )–Fe(8j <sub>1</sub> )	18.6	Fe(8j <sub>1</sub> )–Fe(8j <sub>2</sub> )*	15.8

The asterisks denote the second shortest bonds in the classes.  
All the others refer to the shortest.

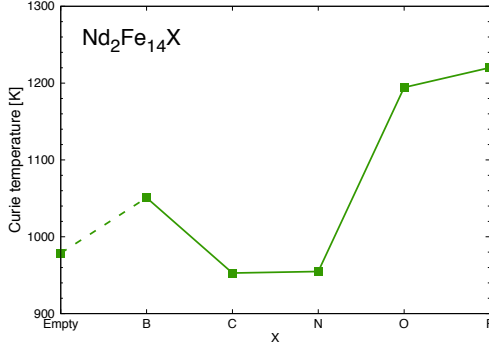


Fig. 4. Values of the Curie temperature within the mean-field approximation for  $\text{Nd}_2\text{Fe}_{14}$  (shown as  $X = \text{Empty}$ ) and  $\text{Nd}_2\text{Fe}_{14}\text{X}$  ( $X = \text{B, C, N, O, F}$ ).

field approximation. Figure 4 shows values of  $T_C$  for them. It is noteworthy that the estimated value of  $T_C$  for  $\text{Nd}_2\text{Fe}_{14}$  is approximately 980 K and is higher than that of  $\text{Sm}_2\text{Fe}_{17}$  by 200 K while the difference of  $T_C$  for  $\text{Nd}_2\text{Fe}_{14}\text{B}$  from  $\text{Sm}_2\text{Fe}_{17}$  is 270 K. Therefore, large part of difference of  $T_C$  can be attributed to the difference in the structure between the compounds.

As shown in the figure, there still is a change of a few hundred Kelvin in  $T_C$  as a function of the element  $X$ . Kanamori pointed out the importance of hybridization between the d-states of Fe elements and states of the neighboring typical elements in understanding magnetism of compounds.[5] He also suggested the possibility of the hybridization for enhancing the ferromagnetism in  $\text{Nd}_2\text{Fe}_{14}\text{B}$ . It is called cobaltization because the typical elements make the neighboring Fe elements Co-like by the hybridization.

Tatetsu et al. [6] in their analysis decomposed the effect of typical element  $X$  in  $\text{Nd}_2\text{Fe}_{14}\text{X}$  ( $X = \text{B, C, N, O, F}$ ) into a magnetovolume effect  $\Delta V$  and a chemical effect  $\Delta C$  by considering the metastable  $\text{Nd}_2\text{Fe}_{14}$  and a non-stable system of  $\text{Nd}_2\text{Fe}_{14}$  having the lattice parameter of  $\text{Nd}_2\text{Fe}_{14}\text{X}$ . Let us denote the latter system by  $\text{Nd}_2\text{Fe}_{14}\#\text{Nd}_2\text{Fe}_{14}\text{X}$ . The magnetovolume effect,  $\Delta V$ , is defined as the difference of the property of  $\text{Nd}_2\text{Fe}_{14}\#\text{Nd}_2\text{Fe}_{14}\text{X}$  from that of  $\text{Nd}_2\text{Fe}_{14}$ ; the chemical effect,  $\Delta C$ , is defined as the difference of the property of  $\text{Nd}_2\text{Fe}_{14}\text{X}$  from that of  $\text{Nd}_2\text{Fe}_{14}\#\text{Nd}_2\text{Fe}_{14}\text{X}$ , which is summarized in the

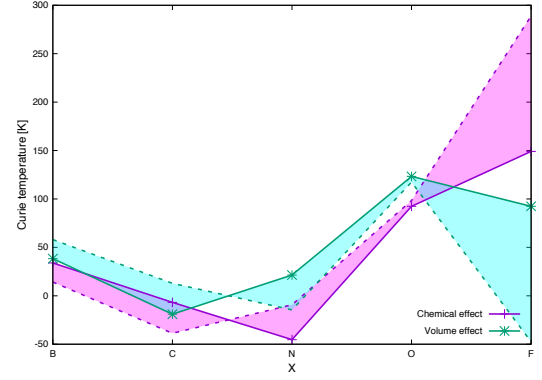
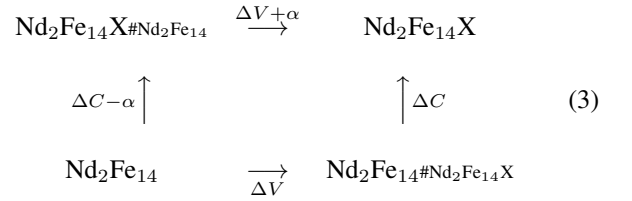


Fig. 5. Values of the chemical effect,  $\Delta C$ , and the magnetovolume effect,  $\Delta V$ , for the Curie temperature within the mean-field approximation for  $\text{Nd}_2\text{Fe}_{14}\text{X}$  ( $X = \text{B, C, N, O, F}$ ). The dotted lines show the values of  $\Delta C - \alpha$  and  $\Delta V + \alpha$ . The widths of the color bands show the magnitude of  $\alpha$ .

following diagram:



It was found in the previous study that  $\Delta C$  of the magnetization in units of tesla was negative for  $X = \text{B}$ . On this account, it was concluded that the cobaltization worked to decrease the magnetization in total, although some local moments were increased by the effect.

We here apply this decomposition to  $T_C$  to see the role of  $X$  in changing the Curie temperature. Figure 5 shows values of  $\Delta V$ ,  $\Delta C$  and  $\alpha$  for the Curie temperature of  $\text{Nd}_2\text{Fe}_{14}\text{X}$  as functions of  $X$ . In  $\text{Nd}_2\text{Fe}_{14}\text{B}$ , the chemical effect is positive. Therefore, the hybridization between Fe and B is considered to work to enhance the Curie temperature by a few tens of Kelvin. We can see from Fig. 5 that there are considerable chemical effects for  $X = \text{O}$  and  $X = \text{F}$ . This corresponds to occupation of the antibonding states between Fe and  $X$  sites, which was previously pointed out by Tatetsu et al to explain the magnetization.[6] The change in the Curie temperature can be attributed to this change in the electronic structure also for  $X = \text{O}$  and  $\text{F}$ .

The definition of the chemical and magnetovolume effect above is adequate because  $\Delta V$  is a change of the property when the structure is changed with fixing the chemical formula and  $\Delta C$  is a change when the element  $X$  is added without changing the structure. However, at the same time, there is another possible definition that satisfies the statements above. Let us denote a non-stable system of  $\text{Nd}_2\text{Fe}_{14}\text{X}$  having the lattice parameters of  $\text{Nd}_2\text{Fe}_{14}$  by  $\text{Nd}_2\text{Fe}_{14}\#\text{Nd}_2\text{Fe}_{14}\text{X}$ . Then,  $\Delta V + \alpha$  and  $\Delta C - \alpha$  in the diagram above also can serve as estimations of the magnetovolume and chemical effect, respectively. (Note that the difference of the property between  $\text{Nd}_2\text{Fe}_{14}\text{X}$  and  $\text{Nd}_2\text{Fe}_{14}$  is  $\Delta V + \Delta C$  anyway). We can regard this  $\alpha$  as an estimation of the ambiguity in  $\Delta V$  and  $\Delta C$ . Another possible interpretation is that  $\alpha$  is a combined effect

of the structural and chemical change: the structural change from  $\text{Nd}_2\text{Fe}_{14}$  yields  $\Delta V$ ; the chemical change from  $\text{Nd}_2\text{Fe}_{14}$  yields  $\Delta C - \alpha$ ; the extra change  $\alpha$  emerges when those two operations are combined.

The value of  $\alpha$  is shown in Fig. 5. The chemical effect in  $\text{Nd}_2\text{Fe}_{14}\text{B}$  is smaller in the alternative definition but is still positive. With the exception of  $\text{Nd}_2\text{Fe}_{14}\text{F}$ , the absolute values of  $\alpha$  are approximately 50 K or less. That for  $X = \text{F}$  is extremely large due to the large difference in structure from  $\text{Nd}_2\text{Fe}_{14}$ .

#### IV. CONCLUSION

We discussed intersite magnetic couplings in  $\text{Sm}_2\text{Fe}_{17}$  and  $\text{Nd}_2\text{Fe}_{14}\text{B}$  on the basis of first-principles calculation. In contrast to the previous theory, we found the dumbbell bond (the smallest Fe–Fe bond) in  $\text{Sm}_2\text{Fe}_{17}$  strongly ferromagnetic. We attribute the smallness of the Curie temperature in  $\text{Sm}_2\text{Fe}_{17}$  to lack of ferromagnetic couplings in the range of 15–25 meV. We also discuss the role of boron in enhancing the Curie temperature. We could say that the largest contribution of boron is stabilizing the  $\text{Nd}_2\text{Fe}_{14}\text{B}$  structure, with which  $T_C$  becomes larger than  $\text{Sm}_2\text{Fe}_{17}$  by 200 K even without boron ( $\text{Nd}_2\text{Fe}_{14}$ ). We also analyzed how cobaltization can enhance the Curie temperature. We found that there is a positive contribution of a few tens of Kelvin from the chemical effect of boron. The difference in the electronic structure that was observed for  $X = \text{O}$  and  $\text{F}$ , contributes to the Curie temperature.

#### ACKNOWLEDGMENT

The authors would like to thank Yasutomi Tatetsu, Yuta Toga and Shotaro Doi for sound advice and fruitful discussions. We gratefully acknowledge the support from the Elements Strategy Initiative Project under the auspices of MEXT. This work was also supported by MEXT as a social and scientific priority issue (Creation of new functional Devices and high-performance Materials to Support next-generation Industries; CDMSI) to be tackled by using the post-K computer. The computation was partly conducted using the facilities of the Supercomputer Center, the Institute for Solid State Physics, the University of Tokyo, and the supercomputer of ACCMS, Kyoto University. This research also used computational resources of the K computer provided by the RIKEN Advanced Institute for Computational Science through the HPCI System Research project (Project ID:hp170100).

#### APPENDIX A

##### LOCAL MOMENTS OF $\text{Sm}_2\text{Fe}_{17}$ AND $\text{Nd}_2\text{Fe}_{14}\text{X}$

Table II shows calculated local moments of  $\text{Sm}_2\text{Fe}_{17}$ , where the crystal symmetry of  $R\bar{3}m$  (#166) is assumed.

TABLE II  
LOCAL MAGNETIC MOMENTS OF  $\text{Sm}_2\text{Fe}_{17}$  IN UNITS OF  $\mu_B$

	Sm	Fe(6c)	Fe(9d)	Fe(18f)	Fe(18h)
$\text{Sm}_2\text{Fe}_{17}$	-0.362	2.52	1.81	2.33	2.25

Table III shows calculated local moments of  $\text{Nd}_2\text{Fe}_{14}$  and  $\text{Nd}_2\text{Fe}_{14}\text{X}$  ( $X = \text{B}, \text{C}, \text{N}, \text{O}, \text{F}$ ), which is assumed to have the symmetry of  $P4_2/mnm$  (#136).

TABLE III  
LOCAL MAGNETIC MOMENTS OF  $\text{Nd}_2\text{Fe}_{14}\text{X}$  IN UNITS OF  $\mu_B$

	Nd(4f)	Nd(4g)	Fe(4e)	Fe(4c)	X
$\text{Nd}_2\text{Fe}_{14}\text{B}$	-0.422	-0.263	1.80	2.50	-0.164
$\text{Nd}_2\text{Fe}_{14}\text{C}$	-0.696	-0.588	1.58	2.24	-0.186
$\text{Nd}_2\text{Fe}_{14}\text{N}$	-0.395	-0.230	1.89	2.16	-0.006
$\text{Nd}_2\text{Fe}_{14}\text{O}$	-1.088	-0.203	2.60	2.39	0.154
$\text{Nd}_2\text{Fe}_{14}\text{F}$	-0.366	-0.133	2.57	2.56	0.145
$\text{Nd}_2\text{Fe}_{14}$	-0.430	-0.400	2.50	2.02	-0.009

	Fe(16k <sub>1</sub> )	Fe(16k <sub>2</sub> )	Fe(8j <sub>1</sub> )	Fe(8j <sub>2</sub> )	—
$\text{Nd}_2\text{Fe}_{14}\text{B}$	2.07	2.19	2.34	2.65	—
$\text{Nd}_2\text{Fe}_{14}\text{C}$	1.97	2.14	2.27	2.65	—
$\text{Nd}_2\text{Fe}_{14}\text{N}$	2.23	2.00	2.24	2.59	—
$\text{Nd}_2\text{Fe}_{14}\text{O}$	2.55	1.97	2.32	2.52	—
$\text{Nd}_2\text{Fe}_{14}\text{F}$	2.55	2.00	2.30	2.46	—
$\text{Nd}_2\text{Fe}_{14}$	2.43	2.06	2.14	2.54	—

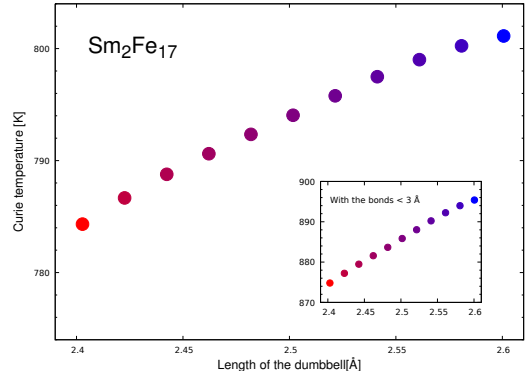


Fig. 6. The Curie temperature of  $\text{Sm}_2\text{Fe}_{17}$  within the mean-field approximation when the dumbbell bond is elongated by changing an inner parameter keeping the  $\text{Th}_2\text{Zn}_{17}$  structure. Those obtained from the bonds less than 3 Å are also shown in the inset. The colors of the data points correspond to those in Fig. 7.

#### APPENDIX B

##### CURIE TEMPERATURE OF $\text{Sm}_2\text{Fe}_{17}$ WITH ITS DUMBELL BOND ELONGATED

Figure 6 shows the Curie temperature of  $\text{Sm}_2\text{Fe}_{17}$  with its dumbbell bond elongated. In these calculations, we increased an inner parameter of the lattice to elongate the dumbbell bond with the symmetry of the  $\text{Th}_2\text{Zn}_{17}$  structure kept. The leftmost red point in the figure corresponds to the data for  $\text{Sm}_2\text{Fe}_{17}$  shown in the main body.

Figure 7 shows the intersite magnetic couplings in these calculations. It is noteworthy that the magnetic coupling between the dumbbell bond decreases as it is elongated while the Curie temperature increases. Because only two dumbbell bonds exist per unit cell, the change in the magnetic coupling does not affect the Curie temperature much. The values calculated from the bonds less than 3 Å are also shown in the inset. This cutoff does not change the overall behavior, which suggests the importance of the other bonds less than 3 Å.

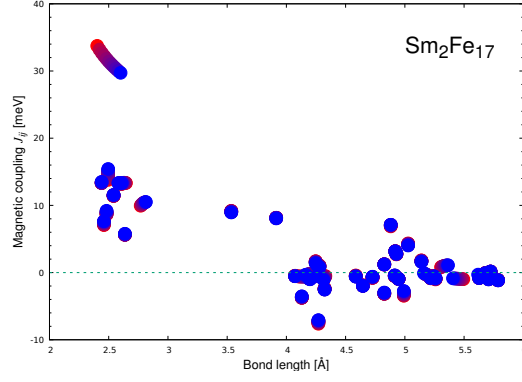


Fig. 7. Intersite magnetic couplings  $J_{i,j}$  between Fe sites in  $\text{Sm}_2\text{Fe}_{17}$  when the dumbbell bond is elongated by changing an inner parameter, keeping the  $\text{Th}_2\text{Zn}_{17}$  structure. The horizontal axis shows the distance between the  $i$ th and  $j$ th site. The red and blue colors correspond to  $J_{i,j}$ 's for different length of the dumbbell bond.

## REFERENCES

- [1] M. Sagawa, "How the World's Strongest "Neodymium Magnet" Came to Exist," *28th Japan Prize Commemorative Lecture*, 2012. [Online]. Available: [http://www.japanprize.jp/en/prize\\_prof\\_2012\\_sagawa.html](http://www.japanprize.jp/en/prize_prof_2012_sagawa.html)
- [2] Z. Li and A. Morrish, "Negative exchange interactions and Curie temperatures for  $\text{Sm}_2\text{Fe}_{17}$  and  $\text{Sm}_2\text{Fe}_{17}\text{N}_y$ ," *Physical Review B*, vol. 55, no. 6, p. 3670, 1997.
- [3] Y. M. Hao, P. L. Zhang, J. X. Zhang, X. D. Sun, Q. W. Yan, Ridwan, Mujamilah, Gunawan, and Marsongkohadi, "A high-resolution neutron study of  $\text{Y}_2\text{Fe}_{15}\text{Cr}_2$  at 77 k including magnetic properties," *Journal of Physics: Condensed Matter*, vol. 8, no. 9, p. 1321, 1996. [Online]. Available: <http://stacks.iop.org/0953-8984/8/i=9/a=022>
- [4] E. Girt, Z. Altounian, and J. Yang, "Structural and magnetic properties of  $\text{Nd}_2\text{Fe}_{17-\delta}\text{Cr}_\delta$  ( $\delta = 0, 0.5, 1, 1.9$ )," *Journal of applied physics*, vol. 81, no. 8, pp. 5118–5120, 1997.
- [5] J. Kanamori, "Interplay between electronic structure and correlation through the sd mixing in transition metal systems," *Progress of Theoretical Physics Supplement*, vol. 101, pp. 1–10, 1990.
- [6] Y. Tatetsu, Y. Harashima, T. Miyake, and Y. Gohda, "Role of typical elements in  $\text{Nd}_2\text{Fe}_{14}\text{X}$  ( $\text{X} = \text{B}, \text{C}, \text{N}, \text{O}, \text{F}$ )," *Phys. Rev. Materials*, vol. 2, p. 074410, Jul 2018. [Online]. Available: <https://link.aps.org/doi/10.1103/PhysRevMaterials.2.074410>
- [7] A. I. Liechtenstein, M. Katsnelson, V. Antropov, and V. Gubanov, "Local spin density functional approach to the theory of exchange interactions in ferromagnetic metals and alloys," *Journal of Magnetism and Magnetic Materials*, vol. 67, no. 1, pp. 65–74, 1987.
- [8] J. Koringa, "On the calculation of the energy of a bloch wave in a metal," *Physica*, vol. 13, no. 6-7, pp. 392–400, 1947.
- [9] W. Kohn and N. Rostoker, "Solution of the schrödinger equation in periodic lattices with an application to metallic lithium," *Phys. Rev.*, vol. 94, pp. 1111–1120, Jun 1954. [Online]. Available: <http://link.aps.org/doi/10.1103/PhysRev.94.1111>
- [10] W. Kohn and L. J. Sham, "Self-consistent equations including exchange and correlation effects," *Physical Review*, vol. 140, no. 4A, p. A1133, 1965.
- [11] P. Hohenberg and W. Kohn, "Inhomogeneous electron gas," *Physical Review*, vol. 136, no. 3B, p. B864, 1964.
- [12] J. P. Perdew and A. Zunger, "Self-interaction correction to density-functional approximations for many-electron systems," *Phys. Rev. B*, vol. 23, pp. 5048–5079, May 1981. [Online]. Available: <http://link.aps.org/doi/10.1103/PhysRevB.23.5048>
- [13] Y. Harashima, T. Fukazawa, H. Kino, and T. Miyake, "Effect of  $R$ -site substitution and the pressure on stability of  $R\text{Fe}_{12}$ : A first-principles study," *Journal of Applied Physics*, vol. 124, no. 16, p. 163902, 2018. [Online]. Available: <https://doi.org/10.1063/1.5050057>
- [14] T. Fukazawa, H. Akai, Y. Harashima, and T. Miyake, "First-principles study of intersite magnetic couplings and Curie temperature in  $R\text{Fe}_{12-x}\text{Cr}_x$  ( $R = \text{Y}, \text{Nd}, \text{Sm}$ )," *Journal of Physical Society of Japan*, vol. 87, no. 4, p. 044706, 2018.
- [15] —, "First-principles study of intersite magnetic couplings in  $\text{NdFe}_{12}$  and  $\text{NdFe}_{12}\text{X}$  ( $\text{X} = \text{B}, \text{C}, \text{N}, \text{O}, \text{F}$ )," *Journal of Applied Physics*, vol. 122, no. 5, p. 053901, 2017.
- [16] —, "First-principles study of spin-wave dispersion in  $\text{Sm}(\text{Fe}_{1-x}\text{Co}_x)_{12}$ ," *Journal of Magnetism and Magnetic Materials*, vol. 469, pp. 296 – 301, 2019. [Online]. Available: <http://www.sciencedirect.com/science/article/pii/S0304885318320390>
- [17] R. Coehoorn, J. Duchateau, and C. Denissen, "Permanent magnetic materials based on  $\text{Nd}_2\text{Fe}_{14}\text{C}$  prepared by melt spinning," *Journal of Applied Physics*, vol. 65, no. 2, pp. 704–709, 1989.
- [18] Y. Hirayama, Y. K. Takahashi, S. Hirose, and K. Hono, "Intrinsic hard magnetic properties of  $\text{Sm}(\text{Fe}_{1-x}\text{Co}_x)_{12}$  compound with the  $\text{ThMn}_{12}$  structure," *Scripta Materialia*, vol. 138, pp. 62–65, 2017.
- [19] —, " $\text{NdFe}_{12}\text{N}_x$  hard-magnetic compound with high magnetization and anisotropy field," *Scripta Materialia*, vol. 95, pp. 70–72, 2015. [Online]. Available: <http://www.sciencedirect.com/science/article/pii/S1359646214004163>