

On Exploration, Exploitation and Learning in Adaptive Importance Sampling

Xiaoyu Lu¹ Tom Rainforth¹ Yuan Zhou¹ Jan-Willem van de Meent² Yee Whye Teh¹
¹University of Oxford ²Northeastern University
 {xiaoyu.lu, rainforth, y.w.teh}@stats.ox.ac.uk, yuan.zhou@cs.ox.ac.uk,
 j.vandemeent@northeastern.edu

Abstract

We study adaptive importance sampling (AIS) as an online learning problem and argue for the importance of the trade-off between exploration and exploitation in this adaptation. Borrowing ideas from the bandits literature, we propose Daisee, a partition-based AIS algorithm. We further introduce a notion of regret for AIS and show that Daisee has $\mathcal{O}(\sqrt{T}(\log T)^{\frac{3}{4}})$ cumulative pseudo-regret, where T is the number of iterations. We then extend Daisee to adaptively learn a hierarchical partitioning of the sample space for more efficient sampling and confirm the performance of both algorithms empirically.

1 Introduction

Monte Carlo (MC) methods form the bedrock upon which significant sections of probabilistic machine learning and computational statistics rest. An important MC technique which forms the basis for many others is importance sampling (IS). Let $\pi(x) = f(x)/Z$ be a target density which can be evaluated pointwise up to an unknown normalising constant Z and let $q(x)$ be a proposal distribution from which samples can be drawn and can be evaluated pointwise. IS works by drawing a sequence of samples from $q(x)$ and using these to estimate Z and provide an empirical measure $\hat{p}(\cdot)$ that we can use at later time to calculate target statistics $\mathbb{E}_\pi[\phi(x)]$ for any arbitrary test function $\phi(x)$. Let $w(x_t) = f(x_t)/q(x_t)$ be the importance weight of x_t . Then,

$$Z = \int f(x)dx = \mathbb{E}_q[w(X)] \approx \frac{1}{T} \sum_{t=1}^T w(x_t), \quad (1)$$

$$\hat{p}(\cdot) = \frac{\sum_{t=1}^T w(x_t)\delta_{x_t}(\cdot)}{\sum_{t=1}^T w(x_t)}, \quad (2)$$

$$\mathbb{E}_\pi[\phi(x)] \approx \int \hat{p}(x)\phi(x)dx = \frac{\sum_{t=1}^T w(x_t)\phi(x_t)}{\sum_{t=1}^T w(x_t)}. \quad (3)$$

Note that the estimate for Z is unbiased, but that for the target statistics is biased but consistent, provided $\text{support}(f) \subset \text{support}(q)$ and $\mathbb{E}_q[w(X)\phi(X)] < \infty$ [Owen, 2013].

The efficiency of IS for a general $\phi(x)$ is governed by the choice of proposal $q(x)$, with the intuition that the closer q is to π the better. Adaptive Importance Sampling (AIS) techniques [Liu, 2008, Cappé et al., 2004, Cornuet et al., 2012, Cappé et al., 2008] attempt to improve the efficiency of IS by adapting the proposal to be closer to the target, producing a sequence of proposals q_1, q_2, \dots . The IS estimates (3) still apply with $q(x_t)$ replaced by $q_t(x_t)$. The basic idea is that previous samples provide information about the target distribution and this information can be used to improve the proposal by altering it to better match the target [Owen, 2013, Bugallo et al., 2017].

Viewed in this way, AIS is, in effect, an online learning problem: that of learning the target density π by iteratively querying it. As opposed to the typical setup of density estimation, where each query is

an iid sample from the target, here q_t is both our current estimate of the target, as well as our tool for querying the target. This exposes a trade-off between exploration and exploitation. We would like our proposal q_t to be as close as possible to the target, so that our IS estimate is as good as possible (exploit). At the same time, q_t directs where queries of the target are made and probability mass needs to be spread over the sample space where we have high uncertainty of the target, so that we may query and reduce our uncertainty to improve our estimate in the future (explore).

In this paper we take the first steps towards developing AIS methods which optimally trade off exploration and exploitation by bringing to bear ideas from the rich literature on online learning, in particular that on multi-armed bandit algorithms [Berry and Fristedt, 1985, Auer et al., 2002, Agrawal and Goyal, 2012]. We propose the *aDAptive Important Sampling via Exploration and Exploitation* (Daisee), an algorithm which operates by partitioning the sample space into K disjoint subsets, and adapting the proposal probability of each subset by combining an exploitative estimation term and an explorative optimism boost. Based on the analysis of [Chatterjee and Diaconis, 2015], which showed that the Kullback-Leibler (KL) divergence from the target to the proposal is the appropriate measure of the (inefficiency of inference using IS, we propose using the KL divergence as the measure of loss for an AIS scheme, and show that, under mild assumptions, Daisee achieves a cumulative pseudo-regret of $O(\sqrt{T}(\log T)^{\frac{3}{4}})$ where T is the number of iterations. This means that its per-iteration pseudo-regret asymptotes to zero. We also show a similar result when generalising to α -divergence [Cichocki and Amari, 2010] based regrets, with $\alpha = 1$ reducing to the KL case, while $\alpha = 2$ corresponds to the variance of the importance weights $\frac{\pi(x)}{q(x)}$. Finally, we introduce and empirically investigate HiDaisee, a hierarchical extension to Daisee in which the partitions themselves are also simultaneously learned in an online fashion, leading to a more efficient overall proposal.

2 Related Work

The general topic of adaptive MC has received extensive attention in the literature (see e.g. [Bugallo et al., 2017, Owen, 2013] and references therein). There are a wide range of problems such as rare event simulation [Owen and Zhou, 2000, Owen et al., 2017] for which IS is more useful. Compared with MCMC, IS produces a marginal likelihood estimate. It is also the key component of many advanced MC methods.

Of particular relevance to our work, [Friedman, 1991, Lepage, 1978] tackle the problem of multidimensional integration by recursive rectangular partitioning of the target space, where regions with higher contribution to the integral are subdivided into more subregions. Here we instead focus on the learning of the proposal densities with exploration-exploitation trade-off in mind rather than integration. Meanwhile, [He and Owen, 2014] bound the regret for multiple importance sampling where the proposal distribution is a mixture of a finite number of proposal distributions, by bounding the variance of the importance sampling estimates with the help of control variates. Cappé et al. [2008] use an entropy criterion instead to learn the weights and component parameters of a mixture importance sampling density.

On the other hand, methods which address the exploration-exploitation trade off have been well-studied in online learning, most successfully under the banner of bandit algorithms [Berry and Fristedt, 1985, Bubeck et al., 2012, Srinivas et al., 2009], with Upper Confidence Bound (UCB) [Auer et al., 2002] and Thompson sampling [Agrawal and Goyal, 2012] being popular approaches. In the standard multi-armed bandit problem, one has a finite number arms and must choose an arm to pull at each iteration, returning a random reward which is distributed differently for each arm. The aim is to maximise rewards in the long run by finding the arm with the highest average reward. UCB methods operate by maintaining an estimate of the expected reward for each arm and picking arms according to the estimates plus optimism boosts which are larger for arms where our estimates are less certain to encourage exploration. Auer et al. [2002] show that UCB optimally trades-off exploration and exploitation by showing that the cumulative regret (relative to an oracle which knows the optimal arm) grows logarithmically in the number of iterations, the best growth rate achievable [Lai and Robbins, 1985]. Bubeck et al. [2013], Sen et al. [2018] extend the bandit algorithm to fat tailed distributions in absence of sub-Gaussianity.

The concept of trading off exploration versus exploitation has not been widely considered in the adaptive MC setting, though there are a number of recent works. Neufeld et al. [2014] consider the problem of choosing between a number of MC estimators, where the goal is to minimise the

Algorithm 1 Daisee (aDaptive Importance Sampling with Exploration-Exploitation)

- 1: **Input:** partitioning $\mathcal{X}_1, \dots, \mathcal{X}_K$, partition proposals $g_1(x), \dots, g_K(x)$, unnormalized target distribution $f(x)$
 - 2: Draw one sample from each subset to initialise estimates, denoting these as x_1, \dots, x_K
 - 3: **for** $t = K + 1$ **to** T **do**
 - 4: Compute proposal probabilities $\{q_{at}\}_{a=1}^K$ using (8), with estimates $\{\hat{Z}_{a,t-1}\}_{a=1}^K$ given by (7)
 - 5: Draw an arm $A_t \sim \text{Discrete}(q_{1t}, \dots, q_{Kt})$
 - 6: Draw a sample $x_t \sim g_{A_t}(x)$
 - 7: Compute localized weight $Y_{A_t t} = f(x_t)/g_{A_t}(x_t)$ and update estimate for Z_a using (7)
 - 8: **end for**
-

mean squared error by finding the estimator with lowest variance. This is still inherently a best-arm optimisation problem, rather than a true proposal adaptation. Carpentier and Munos [2011] and Leprêtre et al. [2017] consider the problem of stratified sampling for MC integration, where each stratum is viewed as an arm and the mean in each stratum is estimated. They show that in this setting the optimal approach is to choose arms in proportion to the standard deviation of the estimate produced by a single draw from the stratum. Our setting (and resultant approach) is distinct to [Carpentier and Munos, 2011, Leprêtre et al., 2017] as we aim to approximate a distribution, rather than performing an integration.

[Rainforth et al., 2018] also realised the need for adaptive MC methods to trade-off between exploration and exploitation and they also take steps towards designing a framework for adapting the hierarchical partition of the space. However, their focus is on the design of a new class of meta-inference algorithms that fall outside the AIS framework and they do not consider any notion of regret nor provide a regret analysis. Our focus here is more on the exploration-exploitation trade-off in AIS, establishing a formal notion of regret so that this can be viewed as an online learning problem, and establishing a theoretical regret bound for our procedure.

3 Daisee

We now propose Daisee, an AIS method which has a similar flavour to UCB. Assume we have a partition of our sample space \mathcal{X} into K disjoint subsets $\{\mathcal{X}_a\}_{a=1}^K$, where each subspace \mathcal{X}_a can be thought as one bandit arm, and we have a fixed tractable proposal distribution $g_a(x)$ restricted on each subset \mathcal{X}_a for $a \in \{1, \dots, K\}$. For example, if \mathcal{X} is compact we can choose the uniform distribution $g_a(x) = \mathbb{I}(x \in \mathcal{X}_a) / \int_{\mathcal{X}_a} dx$. Daisee uses proposal distributions of form

$$q_t(x) = \sum_{a=1}^K q_{at} g_a(x) \mathbb{I}(x \in \mathcal{X}_a) \quad (4)$$

where $\sum_a q_{at} = 1$ and the probability masses q_{at} of the subsets are to be adapted in the scheme. Note that whereas typical bandit algorithms only aim to establish the best arm, we are instead looking to asymptotically learn a distribution over how often each arm should be pulled. At each iteration t , we query the target by drawing a sample x_t from q_t . This can be achieved by first sampling an arm $A_t \sim \text{Discrete}(q_{1t}, \dots, q_{Kt})$, then drawing a sample $x_t \in \mathcal{X}_{A_t}$ from the subset proposal $g_{A_t}(x)$, as per lines 5 and 6 respectively in Algorithm 1.

Let the ratio $Y_{at} := \frac{f(x_t)}{g_a(x_t)}$ denote the “localized” importance weight for a sample in subset a , noting that each Y_{at}

is an unbiased estimator of the (unnormalised) target probability Z_a of \mathcal{X}_a :

$$\pi_a := \int_{\mathcal{X}_a} \pi(x) dx = \frac{Z_a}{Z} = \frac{Z_a}{\sum_{b=1}^K Z_b}, \quad (5)$$

$$Z_a := \int_{\mathcal{X}_a} f(x) dx = \mathbb{E}_{g_a} \left[\frac{f(x)}{g_a(x)} \right]. \quad (6)$$

At each iteration this leads to the following MC estimate for each Z_a

$$\hat{Z}_{at} := \frac{1}{N_{at}} \sum_{s \leq t: A_s = a} Y_{as} \quad (7)$$

where $N_{at} = \#\{s : s \leq t, A_s = a\}$ is the number of times subset a was chosen up to time t . We note an unusual behaviour of the estimates \hat{Z}_{at} : although each Y_{at} is unbiased, each \hat{Z}_{at} is biased because the N_{at} 's are random variables correlated with previous samples. We sidestep this by upper bounding the probability that \hat{Z}_{at} deviates significantly, simultaneously for all t .

Naively, we can use the estimates \hat{Z}_{at} to construct the next proposal, via $q_{a,t+1} \propto \hat{Z}_{at}$. The problem is that if by chance \hat{Z}_{at} for some subset a is too small, the resulting underestimated proposal probability will result in low probability for the subset to be picked in future, and hence the bad estimate may not be corrected. This is a symptom of under-exploration. As in UCB, we therefore encourage exploration using an optimism boost σ_{at} :

$$q_{a,t+1} = \frac{\hat{Z}_{at} + \sigma_{at}}{\sum_{b=1}^K (\hat{Z}_{bt} + \sigma_{bt})} \quad (8)$$

where σ_{at} should be decreasing with N_{at} but grow with t . The intuition, which will be formalized in the next section, is that if we have not explored the subset a sufficiently, σ_{at} is relatively large, which compensates and boosts q_{at} , allowing us to have higher chance to explore subset a and correct the under-estimate. The growth with t is to ensure sufficient exploration of all subsets over time.

As shown in Algorithm 1, Daisee iterates between drawing samples from q_t defined by (4), and using this sample to update our estimates (7), (8). The next section shows that this simple approach leads to a low-regret AIS strategy, in the sense that its per-round pseudo-regret tends to zero.

4 Regret Formalisation and Analysis

Having introduced Daisee algorithmically, we now switch focus to formalising a notion of regret suitable for the AIS setting and analysing this regret for Daisee.

In the nomenclature of bandits, Z_a can be thought of as the expected reward of arm a , while Y_{at} is the random reward received at iteration t . Note however that our aim is not to maximise expected reward, but rather to maximise the efficiency of the resulting IS sampler. Thus a measure of the (in)efficiency of the proposals q_t is required, so that we can define what makes an optimal proposal among the class in (4), and the regret of using a proposal relative to the optimal. We will use the KL divergence $\text{KL}(\pi \| q_t)$ as this has been shown by [Chatterjee and Diaconis, 2015] to be the correct measure of the inefficiency of proposal q_t . In particular, they showed that the number of samples needed for IS to work effectively scales as $\exp(\text{KL}(\pi \| q))$. For proposals as given by (4), this is,

$$\text{KL}(\pi \| q_t) = \int_{\mathcal{X}} \pi(x) \log \frac{\pi(x)}{\sum_a q_{at} g_a(x)} dx \quad (9)$$

$$= \sum_a \int_{\mathcal{X}_a} \pi(x) \log \frac{\pi(x)}{g_a(x)} dx - \sum_a \pi_a \log q_{at} \quad (10)$$

This loss takes an interesting form: the first term depends only on the local proposals $g_a(x)$ and the second only on the subset probability masses q_{at} . We thus see the surprising result that we can optimize separately for q_{at} and each $g_a(x)$. The closer $g_a(x)$ is to the target π on subset \mathcal{X}_a , the less variability there is in the weights, and the smaller the variance factor, leading to lower KL divergence. We will discuss it in more details later in section 6. For now, we will only consider the problem of optimising q_{at} , for which we see from (10) has a true optimum $q_a^* = \pi_a$ and therefore we define our regret $R(q_t)$ from using proposal q_t as

$$R_t := R(q_t) = \text{KL}(\pi \| q_t) - \text{KL}(\pi \| q^*) = \sum_a \pi_a \log \frac{\pi_a}{q_{at}},$$

which is just the KL divergence between the two probability vectors $(\pi_a)_{a=1}^K$ and $(q_{at})_{a=1}^K$. Given this instantaneous regret of a particular proposal, we can now use the cumulative regret $\sum_{t=1}^T R_t$ as a performance measure of the adaptation scheme itself. In particular, we would like schemes for which the regrets R_t asymptote to zero, which corresponds to cumulative regrets that grow sublinearly.

Our regret analysis rests on an assumption that each Y_{at} is **sub-Gaussian**. Formally, there are variance factors τ_a^2 , which we assume known, such that $\mathbb{E}[\exp(\theta(Y_{at} - \mathbb{E}[Y_{at}]))] \leq \exp(\frac{1}{2}\tau_a^2\theta^2)$ for each a and $\theta \in \mathbb{R}$. This might seem like a strong assumption as importance weights are often wildly varying.

However, in practice it can often be satisfied. For example, if the maximum $M = \sup_{x \in \mathcal{X}} f(x)$ can be found, and we assume \mathcal{X} is compact with each $g_a(x) = \mathbb{I}(x \in \mathcal{X}_a) / \int_{\mathcal{X}_a} dx$ uniform on its subset, then τ_a can be chosen as $\frac{M}{2} \int_{\mathcal{X}_a} dx$ [Johnson-Lindenstrauss], which is $\geq \frac{Z_a}{2}$. In generally we expect τ_a of order $\mathcal{O}(Z_a)$.

Theorem 1. Assume sub-Gaussianity and define the optimism boost as $\sigma_{at} := c\tau_a \sqrt{\log t / N_{at}}$, where $c := \sqrt{4.14 \log_2(2e)}$. The cumulative pseudo-regret at T of Daisee is bounded by $\mathcal{O}(\sqrt{T}(\log T)^{\frac{3}{4}})$.

Proof. We show that the pseudo-regret $\mathbb{E}[R_t] \leq \mathbb{E}[\sum_a \pi_a \log \frac{\pi_a}{q_{at}}] = \mathcal{O}(t^{-\frac{1}{2}}(\log t)^{\frac{3}{4}})$; summing over $t = 1, \dots, T$ gives our result. The idea is to show that $\hat{Z}_{at} \approx Z_a$ and $N_{at} \approx \mathcal{O}(t)$ with high probability, and that the pseudo-regret has the desired bound in this case. As such, define the events:

$$B_t := \{|\hat{Z}_{as} - Z_a| < \sigma_{as} \forall 1 \leq a \leq K, \frac{t}{2} \leq s \leq t\}$$

$$C_t := \{N_{at} > \beta_{at} \forall 1 \leq a \leq K\}, \text{ where } \beta_{at} := \frac{tZ_a}{4 \sum_b (Z_b + 2c\tau_b \sqrt{\log t})}$$

The pseudo-regret can be written as below, and the proof proceeds by bounding each term separately:

$$\mathbb{E}[R_t] = \mathbb{E}[R_t | B_t \cap C_t] \mathbb{P}(B_t \cap C_t) + \mathbb{E}[R_t | B_t^c] \mathbb{P}(B_t^c) + \mathbb{E}[R_t | B_t \cap C_t^c] \mathbb{P}(B_t \cap C_t^c) \quad (11)$$

For the first term in (11), this is just a bit of algebra:

$$\begin{aligned} \mathbb{E}[R_t | B_t \cap C_t] \mathbb{P}(B_t \cap C_t) &\leq \mathbb{E}[\sum_a \pi_a \log \frac{\pi_a}{q_{at}} | B_t \cap C_t] \\ &\leq \mathbb{E}[\sum_a \pi_a \log(\frac{\pi_a}{Z_a} \sum_b (Z_b + 2\sigma_{bt})) | B_t \cap C_t] = \mathbb{E}[\log(1 + \frac{2}{Z} \sum_a \sigma_{at}) | B_t \cap C_t] \\ &\leq \frac{2}{Z} \sum_a \mathbb{E}[\sigma_{at} | B_t \cap C_t] \leq \frac{2}{Z} \sum_a c\tau_a (\log t)^{\frac{1}{2}} \beta_{at}^{-\frac{1}{2}} = \mathcal{O}(t^{-\frac{1}{2}}(\log t)^{\frac{3}{4}} \frac{\sqrt{\sum_a \tau_a}}{\sum_a Z_a} \sum_a \frac{\tau_a}{\sqrt{Z_a}}) \end{aligned} \quad (12)$$

For the second and third terms in (11), the main steps are to show that both $\mathbb{P}(B_t^c)$ and $\mathbb{P}(C_t^c | B_t)$ are small. For $\mathbb{P}(B_t^c)$, for each a , we can rewrite \hat{Z}_{as} as $\hat{Z}_{as} = \frac{1}{N_{as}} \sum_{i=1}^{N_{as}} Y_{at_i^a}$, where we re-index the time $\{t_i^a\}_{i=1}^{N_{as}} := \{j : A_j = a, 1 \leq j \leq s\}$. Recall that each $Y_{at_i^a}$ is sub-Gaussian with mean Z_a and variance factor τ_a^2 . The complication here is that there is a non-trivial dependence of these and the N_{as} 's through the proposal probabilities q_{as} 's. To side-step this dependence, we can use a finite time law of the iterated logarithm [Balsubramani, 2014, Koolen, 2017] (see Appendix A) to bound the deviations of \hat{Z}_{as} , for all possible values of N_{as} between 1 and s . Choosing $\delta = 2s^{-2}$, we have

$$\sqrt{\frac{2.07\tau_a^2}{N_{as}} \log\left(\frac{2}{\delta}(1 + \log_2 N_{as})^2\right)} \leq \sqrt{\frac{2.07\tau_a^2}{N_{as}} \left(2 \log s + 2 \frac{\log s}{\log 2}\right)} = \sigma_{as} \quad (13)$$

Hence,

$$\begin{aligned} \mathbb{P}(|\hat{Z}_{as} - Z_a| > \sigma_{as}) &\leq \mathbb{P}\left(\exists l, 1 \leq l \leq s : \left|\frac{1}{l} \sum_{i=1}^l Y_{at_i^a} - Z_a\right| > \sqrt{\frac{2.07\tau_a^2}{l} \log\left(\frac{2}{\delta}(1 + \log_2 l)^2\right)}\right) \\ &\leq \delta = 2s^{-2} \end{aligned} \quad (14)$$

Using a union bound,

$$\mathbb{P}(B_t^c) \leq \sum_{a=1}^K \sum_{s=\lfloor \frac{t}{2} \rfloor}^t \mathbb{P}(|\hat{Z}_{as} - Z_a| > \sigma_{as}) \leq \sum_{a=1}^K \sum_{s=\lfloor \frac{t}{2} \rfloor}^t 2s^{-2} = \mathcal{O}(Kt^{-1}) \quad (15)$$

To bound $\mathbb{P}(C_t^c | B_t)$, note that conditioned on B_t we have, for $\frac{t}{2} \leq s \leq t$ and each a :

$$\sum_{s=1}^t q_{as} \geq \sum_{s=\frac{t}{2}}^t q_{as} \geq \sum_{s=\frac{t}{2}}^t \frac{Z_a}{\sum_b (Z_b + 2\sigma_{bs})} \geq \frac{Z_a t}{2 \sum_b (Z_b + 2c\tau_b \sqrt{\log t})} = 2\beta_{at} \quad (16)$$

We can write $N_{at} = \sum_{s=1}^t W_{as}$ where $W_{as} | \mathcal{F}_s \sim \text{Bernoulli}(q_{as})$ and \mathcal{F}_s is the information filtration up to iteration s . Since $(W_{as} - q_{as})_{s=1}^\infty$ is a martingale difference sequence, the Azuma-Hoeffding Inequality [Azuma, 1967] (see Appendix A) gives:

$$\mathbb{P}(N_{at} < \beta_{at} | B_t) \leq \mathbb{P}(N_{at} < \frac{1}{2} \sum_{s=1}^t q_{as} | B_t) \leq 2 \exp\left(-\frac{1}{2t} \beta_{at}^2\right) \quad (17)$$

A union bound along with $e^{-\alpha} < 1/\alpha$ then shows that $\mathbb{P}(C_t^c | B_t) \leq \mathcal{O}(Kt^{-1} \log t)$. Putting everything together, along with a loose bound of $\mathbb{E}[R_t | B_t^c], \mathbb{E}[R_t | C_t^c \cap B_t] \leq \mathcal{O}(\log t)$ (see Appendix B), gives the result that $\mathbb{E}[R_t]$ is dominated by the first term, which is $\mathcal{O}(t^{-\frac{1}{2}}(\log t)^{\frac{3}{4}})$. \square

It is worth elaborating on the dependence of (12) on τ_a 's and Z_a 's. Recall that in general we expect $\tau_a = \mathcal{O}(Z_a)$. Suppose $\tau_a \approx \Omega Z_a$ for some $\Omega > 0$. Then $\frac{(\sum_a \tau_a)^{1/2}}{\sum_a Z_a} \sum_a \frac{\tau_a}{Z_a^{1/2}} \approx \Omega^{3/2} \frac{\sum_a Z_a^{1/2}}{(\sum_a Z_a)^{1/2}} \leq \Omega^{3/2} K^{1/2}$. The larger the variance factors (larger Ω), and the larger the number of arms K , the worse the bound. Another harder scenario occurs when masses are not uniformly distributed across the arms, and we have no a priori knowledge of which arm has high mass. That is, suppose $Z_{\max} = Z_1 \gg Z_a = Z_{\min} > 0$ for $a > 1$, and $\tau_a \approx \Omega Z_{\max}$ for all a . Then $\frac{(\sum_a \tau_a)^{1/2}}{\sum_a Z_a} \sum_a \frac{\tau_a}{Z_a^{1/2}} \approx \Omega^{3/2} K^{3/2} \left(\frac{Z_{\max}}{Z_{\min}}\right)^{\frac{1}{2}}$, so the difficulty of the problem is governed by the square root of the ratio Z_{\max}/Z_{\min} , and there is an extra factor of K due to the higher regret of searching K arms only to find just one of them has high mass.

In Appendix C we generalise the result to regrets defined by α -divergence losses, obtaining a cumulative pseudo-regret bound of $\mathcal{O}(t^{-\frac{1}{2}} (\log t)^{\frac{1}{2}(\frac{1}{2\alpha} + 1)})$. As $\alpha \rightarrow 1$, the α -divergence reduces to the KL divergence and the regret bounds coincide. When $\alpha = 2$ and Z is known, the loss is $\frac{1}{2} \int_{\mathcal{X}} \left(\frac{\pi(x)}{q_t(x)} - 1 \right)^2 q_t(x) dx$, which is the variance of the importance weights.

5 Experiments

5.1 Daisee on 1D example

We first demonstrate Daisee on a simple problem, empirically evaluating a number of forms of the optimism boost. Our sample space is the unit interval $[0, 1]$ and we partitioned it evenly into 100 subintervals. Our target density $\pi(x)$ and the subproposals $g_a(x)$ were such that Y_{at} has distribution $2a\text{Bernoulli}(1/100)/101$ for interval $a \in \{1, \dots, 100\}$. We made this choice so that Y_{at} has a large but controllable variance, so that the resulting problem of adaptation is hard enough for exploration to be important. τ_a are selected to be proportional to the volume of the subspace (same for all arms), and is tuned to minimise regret, after which we fixed its value and repeat the experiments. We did not find the regret very sensitive to the values of τ_a . Figure 1b shows that our algorithm successfully recovers an effective proposal. Figure 1c compares the cumulative regret for various possible optimism boosts, each of which involve an (not shown) constant multiplier that has been optimised as a hyperparameter. We observe that optimism boosts with an inverse relationship with N_{at} and slow growth with t work well, and seem to achieve sublinear cumulative regret. Among different forms of the boost, it can be observed that our defined optimism boost gives the lowest cumulative regret.

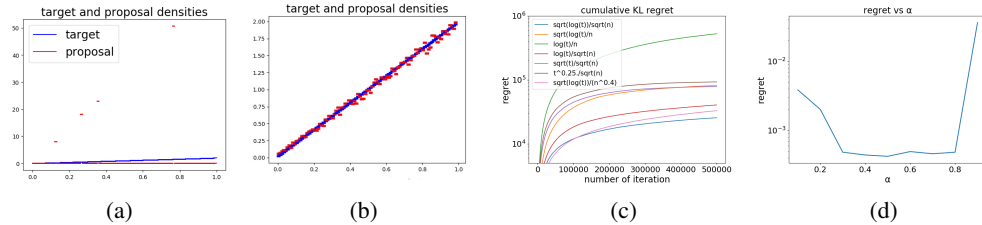


Figure 1: Results for 1d example. (a)(b) Target and proposal probabilities at final iteration, with no optimism boost and with optimism boost $\sqrt{\log(t)/N_{at}}$ respectively; (c) Cumulative regrets as functions of iteration, averaged over 10 runs for different forms of optimism of boost (σ_{at}). We observe that our chosen σ_{at} outperforms the others; (d) We explore the amount of exploration more systematically by considering boost of the form $\sigma_{at} = (\log(t)/N_{at})^\alpha$ and reporting the final instantaneous regret as a function of α , averaged over 10 runs. It can be observed that values of α near to 0.5 gave the lowest regret, matching the theory.

5.2 Validation of Theorem 1

In this section, we empirically evaluate the dependency of regret on different parameters, including the number of arms K , the variance factor τ and the ratio Z_{\max}/Z_{\min} where $Z_{\max} = \max_a \{Z_a\}_{a=1}^K$ and $Z_{\min} = \min_a \{Z_a\}_{a=1}^K$. Instead of tuning τ by grid search as in 5.1, we assume it is known and we design the target density accordingly. We adapt the target density such that when varying each parameter, the other two are kept fixed. The sample space we consider is the interval $(0, 1)$ and we partition the space into equi-spaced intervals.

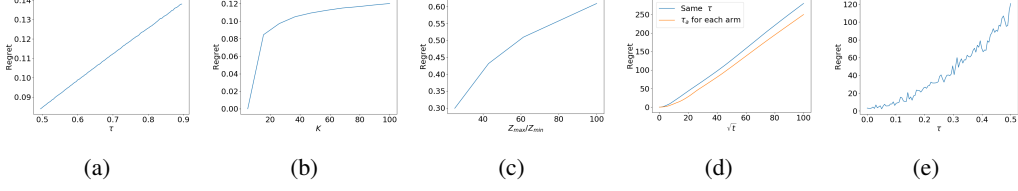


Figure 2: (a)-(c) Cumulative regret versus τ , K and Z_{\max}/Z_{\min} respectively, while keeping the other parameters fixed. (d) Cumulative regret versus \sqrt{t} when using the same τ or different τ_a for each arm. (e) Sensitivity analysis of cumulative regret on τ for a single target density.

Regret bound vs τ : We fix the number of arms $K = 10$. The unnormalised density $f(x) = (10 + \delta)\mathbb{1}_{(0 < x \leq 0.05)} + (10 - \delta)\mathbb{1}_{(0.05 < x \leq 0.1)} + 0.1\mathbb{1}_{(0.1 < x < 1)}$, for δ ranging from 0.001 to 8 which results in a range of different variance factor τ while keeping K and the ratio Z_{\max}/Z_{\min} unchanged. It can be seen from Figure 2a that bigger τ leads to larger regret which coincides with our theorem. Intuitively, bigger τ indicated larger fluctuations which is harder and leads to larger regret.

Regret bound vs K : We set $f(x) = 3K\mathbb{1}_{(0 < x \leq 0.2)} + K\mathbb{1}_{(0.2 < x < 1)}$ and vary K from 5 to 100. It can be observed from figure 2b that larger K leads to larger regret, as derived from the theorem. This makes intuitive sense as it is easier to estimate relative masses over a smaller number of subspace.

Regret bound vs Z_{\max}/Z_{\min} : In this case, we move some mass in the first arm equally to the rest of the arms. $f(x) = 10\mathbb{1}_{(0 < x \leq 1/(K-\delta))} + 0.1\mathbb{1}_{(1/(K-\delta) < x \leq 1/K)} + 10\mathbb{1}_{(\text{float}(10x) < \delta/(K-1))} + 0.1\mathbb{1}_{(\text{float}(10x) \geq \delta/(K-1))}$ where float indicates the floating part of the number. Again, the result from 2c shows that the result is as expected according to the theorem. The bigger the ratio, the more variations there is in the target distributions, and more samples needs to be drawn to account for the uncertainties.

Using separate τ_a on each arm: If one knows each τ_a on arm a , then the regret should have a lower bound according to our derivation in (12). We illustrate this on a simple problem where the target unnormalised density is $f(x) = 20\mathbb{1}_{0 < x \leq 0.25} + 3\mathbb{1}_{0.25 < x \leq 0.5} + 9\mathbb{1}_{0.5 < x \leq 0.99} + \mathbb{1}_{0.99 < x < 1}$ and we set $K = 5$. The result can be found in figure 2d where with different τ_a according to the distribution over each arm leads to better performance. It can also be seen that the cumulative regret grows roughly linearly with \sqrt{t} , meaning our analysis for the regret is quite tight.

Sensitivity analysis on τ : In practice, τ may not be estimated accurately and thus requires tuning. We tuned τ in the same way as in section 5.1 where it is chosen to minimise the regret, and show that the algorithm is robust for small values of τ . With the same set up as in figure 2d, we use the same τ for all arms and is tuned via grid search with 10 repetitions, the resulting regret displayed in figure 2e verifies that Daisee is not very sensitive to τ .

6 Hierarchical Daisee

We view to improving the efficiency of Daisee, we now extend it by introducing an approach to refining partition proposals g_a in part of the space where g_a does not approximate f well. Since we have a disjoint set of proposals g_a on each arm \mathcal{X}_a , one approach of adapting the g_a is to seek a better partitioning over the space. A good partitioning should be finely grained in areas where the density is highly fluctuating, and we consider adapting the partition alongside the subset probabilities q_{at} using information from previous the samples. So, whereas Daisee used a set of fixed partitions, we will now adapt the partition by recursively splitting subsets into two halves. We refer to this extended approach as *HiDaisee* (Hierarchical Daisee). We now describe algorithmic details and show some promising experimental results for HiDaisee, but leave the theoretical analysis to future work.

For simplicity, we consider a finite rectangle for \mathcal{X} , and a hierarchical binary partition of \mathcal{X} whereby each split simply splits a rectangle into two equal rectangles along one dimension (we simply cycle over the dimensions in the experiments). At each point of the algorithm the partition consists of rectangular subsets, and we use uniform subproposals $g_a(x)$. In order to learn the tree in an online fashion, HiDaisee decides whether to split a leaf node or not whenever it is sampled. We want to avoid oversplitting the tree as larger trees are more expensive to sample from and require more memory. To control this, we introduce a *splitting criterion*, such that whenever a node is chosen, it is

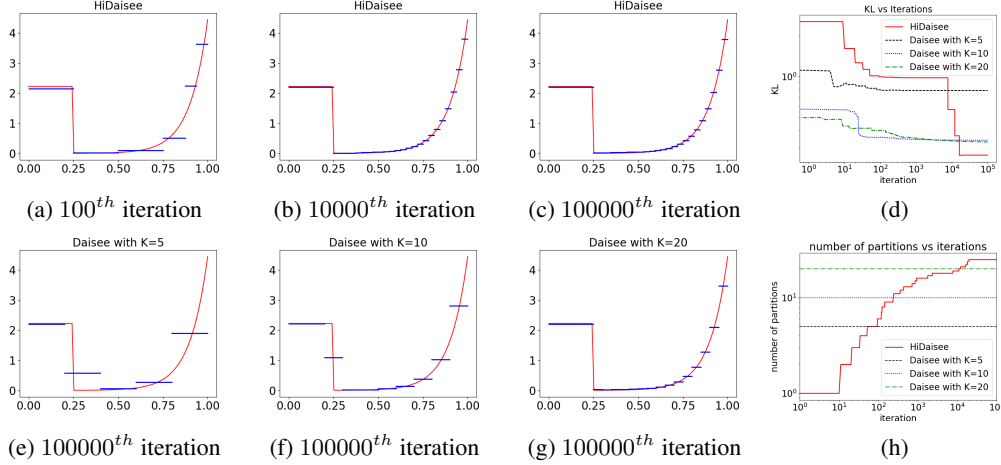


Figure 3: (a)-(c): results for HiDaisee at iteration 1000, 10000 and 100000 respectively. Target densities are plotted in red and the adaptive proposal probabilities are plotted in blue. HiDaisee stops splitting the region where the density is relatively high but flat. (e)-(g): results for Daisee with different number of partitions $K = 5, 10, 20$, at iteration 100000, where the space has been partitioned into K intervals of equal length. Last column shows the comparison of Daisee and HiDaisee. (d): $KL(\pi||q_t)$ vs iteration. Daisee with fixed partition asymptotes to the best proposal within that class, which can still be far from the true target density. For HiDaisee the KL continues to decrease. (h): Number of partitions vs iterations, which grows sub linearly with our splitting criterion.

split if it passes the splitting criterion. We want to stop partitioning the subspace if the importance weights obtained from that subspace are similar to each other, as this indicates little is to be gained by further splitting. To this end we introduce a splitting criterion based on the *effective Sample Size* (ESS) [Owen, 2013] of the node, a measure of efficiency in importance sampling that indicates the quality of the proposal. For rectangle \mathcal{X}_a at iteration t , the $ESS_{at} \in [1, N_{at}]$ is defined as

$$ESS_{at} := \frac{(\sum_{l \leq t: A_l = a} Y_{al})^2}{\sum_{l \leq t: A_l = a} Y_{al}^2} \quad (18)$$

where Y_{al} are the local importance weights as before. Our split criterion is then to only split when both a) the number of samples at the node exceeds a certain threshold N_{\min} (set to 10 in our experiments) and b) the ESS of the samples is less than αN_{at} , where α is an ESS threshold parameter.

Though the leaves of the tree form a valid partitioning for Daisee and can thus be sampled directly, the computational complexity of doing so naïvely scales as the number of subsets K and so becomes inefficient as the tree becomes large. By storing running estimates for each node i in the tree,

$$q_{it} = \sum_{a \in \text{leaves}(i)} q_{at} \quad (19)$$

where the sum is over the leaves under node i , we can instead traverse down the tree by recursively choosing the left or right child node until a leaf node is reached. The computational cost now scales with the depth of the tree ($\approx \mathcal{O}(\log K)$) rather than K . Putting everything together, we arrive at the complete HiDaisee algorithm as shown in Algorithm 2, where we will sometimes omit an implicit dependency on t to avoid clutter.

6.1 Experiment results for HiDaisee

We first demonstrate HiDaisee on a simple example where the target density is $\pi(x) \propto \exp(10(x - 1))\mathbf{1}_{x \in (0.25, 1)} + 0.5\mathbf{1}_{x \in (0, 0.25]}$. Figure 3 shows the learned proposals at the different numbers of iterations, comparing HiDaisee to Daisee. It can be seen that initially HiDaisee overestimates the region with low density to encourage exploration. The algorithm stops splitting the region on $0 < x < 0.25$ where the density is relatively high but is flat, whereas it continues to split for the rightmost region where the density is high and is not flat. A video of the learning evolution is available at <https://www.youtube.com/watch?v=LG5RCBcs4kg>.

Algorithm 2 HiDaisee (Hierarchical Adaptive Importance Sampling with Exploration-Exploitation)

```

1: Input: proposal  $g(x)$ , unnormalized target  $f(x)$ , ESS threshold  $\alpha \in (0, 1)$ , minimum #samples for splitting node  $N_{\min}$ , tree initialisation  $\mathcal{T}$ 
2: for  $t = 1$  to  $T$  do
3:   Set node id to root  $i \leftarrow 0$  and initialise traversal path to be empty  $\mathcal{P} \leftarrow \emptyset$ 
4:   while  $i \notin$  leaf nodes of  $\mathcal{T}$  do
5:      $\mathcal{P} = \mathcal{P} \cup i$ 
6:      $r \sim \text{Uniform}(0, 1)$ 
7:      $q_{\text{left}} = \frac{q_{i_\ell}}{q_{i_\ell} + q_{i_r}}$   $\{i_\ell/i_r \text{ are left/right children}\}$ 
8:     if  $r < q_{\text{left}}$  then  $i \leftarrow i_\ell$  else  $i \leftarrow i_r$  end if
9:   end while
10:   $x_t \sim g_i(x)$ , compute weight  $Y_{it} = f(x_t)/g_i(x_t)$ 
11:  Update  $q_j$  for all  $j \in \mathcal{P}$   $\{\text{Update } q_i \text{ for leaf as per (8) and all ancestors as per (19)}\}$ 
12:  Update  $\text{ESS}_i$  and  $N_i$  for the leaf node
13:  if  $N_i \geq N_{\min}$  and  $\text{ESS}_i < \alpha N_i$  then
14:    Split the node, updating  $\mathcal{T}$  to include new nodes and calculating the corresponding  $q_j$  by pushing samples down tree
15:  end if
16: end for

```

Figure 3d shows a comparison of the KL loss per iteration for HiDaisee and Daisee for this example. Though the initial performance of HiDaisee is worse than Daisee, because it initially has $K = 1$, it quickly catches up and has the best final KL loss. It takes longer for HiDaisee to converge as it is a harder problem when starting with $K = 1$. We also plot the evolution of the number of partitions in Figure 3h. Here it can be seen that the algorithm converges to a fixed partition, which is the optimal balancing between accuracy and time complexity.

We also applied HiDaisee to the classic 2D banana shaped problem, with density $f(x_1, x_2) \propto \exp\{-0.5(0.03x_1^2 + (x_2 + 0.03(x_1^2 - 100))^2)\}$. The results are displayed in Figure 4. We see that the region with high density stops splitting when the density is relatively flat with our ESS splitting criterion. We compare HiDaisee with *Parallel Interacting Markov Adaptive Importance Sampling* (PI-MAIS) Martino et al. [2017] for calculating the marginal likelihood (the normalising constant Z) in Figure 4c, which shows that when there are more samples and more complex hierarchies are constructed, HiDaisee achieves lower squared error.

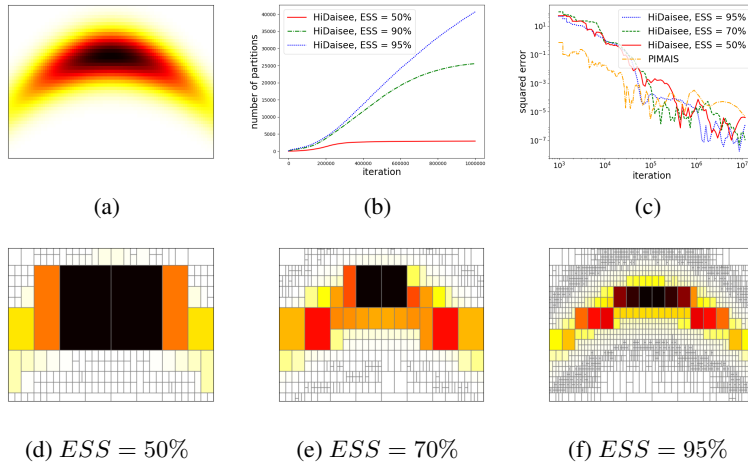


Figure 4: Banana shaped example, (a):target density; (b): number of partitions versus number of iterations for different ESS as a percentage of number of samples ; (c): Comparison of HiDaisee and PI-MAIS in estimating the marginal likelihood $(\hat{Z} - Z)^2$, results are averaged over 10 runs; (d)-(f) learned proposal distributions with difference ESS, showing the partitions.

7 Conclusions

In this work, we have addressed the issue of exploration-exploitation in adaptive importance sampling, and proposed a novel approach through the lens of multi-armed bandit problems, borrowing the ideas of upper confidence bounds. We show a cumulative pseudo-regret of $\mathcal{O}(\sqrt{T}(\log T)^{\frac{3}{4}})$. We extend our method to the hierarchical case, where the sample space is recursively split in high density regions, and demonstrate experimentally that our methods give promising performance with little computational costs. Future work includes the relaxation of the sub-Gaussian assumption, an investigation of lower bounds on the KL regret in the AIS setting, and the theoretical analysis of (various variants of) HiDaisee. The analysis already introduced is an important step towards the analysis for HiDaisee, which requires substantial complications and is left as future work. It would also be interesting to investigate the application of the ideas we introduce to other adaptive MC methods.

References

- Shipra Agrawal and Navin Goyal. Analysis of thompson sampling for the multi-armed bandit problem. In *COLT*, pages 39–1, 2012.
- Peter Auer, Nicolo Cesa-Bianchi, and Paul Fischer. Finite-time analysis of the multiarmed bandit problem. *Machine learning*, 47(2-3):235–256, 2002.
- Kazuoki Azuma. Weighted sums of certain dependent random variables. *Tohoku Mathematical Journal, Second Series*, 19(3):357–367, 1967.
- Akshay Balsubramani. Sharp finite-time iterated-logarithm martingale concentration. *arXiv preprint arXiv:1405.2639*, 2014.
- Donald A Berry and Bert Fristedt. *Bandit problems: sequential allocation of experiments (Monographs on statistics and applied probability)*. Springer, 1985.
- Sébastien Bubeck, Nicolo Cesa-Bianchi, et al. Regret analysis of stochastic and nonstochastic multi-armed bandit problems. *Foundations and Trends® in Machine Learning*, 5(1):1–122, 2012.
- Sébastien Bubeck, Nicolo Cesa-Bianchi, and Gábor Lugosi. Bandits with heavy tail. *IEEE Transactions on Information Theory*, 59(11):7711–7717, 2013.
- Monica F Bugallo, Victor Elvira, Luca Martino, David Luengo, Joaquin Miguez, and Petar M Djuric. Adaptive importance sampling: the past, the present, and the future. *IEEE Signal Processing Magazine*, 34(4):60–79, 2017.
- Olivier Cappé, Arnaud Guillin, Jean-Michel Marin, and Christian P Robert. Population monte carlo. *Journal of Computational and Graphical Statistics*, 13(4):907–929, 2004.
- Olivier Cappé, Randal Douc, Arnaud Guillin, Jean-Michel Marin, and Christian P Robert. Adaptive importance sampling in general mixture classes. *Statistics and Computing*, 18(4):447–459, 2008.
- Alexandra Carpentier and Rémi Munos. Finite time analysis of stratified sampling for monte carlo. In *Advances in Neural Information Processing Systems*, pages 1278–1286, 2011.
- Sourav Chatterjee and Persi Diaconis. The sample size required in importance sampling. *arXiv preprint arXiv:1511.01437*, 2015.
- Andrzej Cichocki and Shun-ichi Amari. Families of alpha-beta-and gamma-divergences: Flexible and robust measures of similarities. *Entropy*, 12(6):1532–1568, 2010.
- Jean Cornuet, Jean-Michel Marin, Antonietta Mira, and Christian P Robert. Adaptive multiple importance sampling. *Scandinavian Journal of Statistics*, 39(4):798–812, 2012.
- Jerome H Friedman. Multivariate adaptive regression splines. *The annals of statistics*, pages 1–67, 1991.
- Hera Y He and Art B Owen. Optimal mixture weights in multiple importance sampling. *arXiv preprint arXiv:1411.3954*, 2014.

- Johnson-Lindenstrauss. Johnson-Lindenstrauss theory, url = <http://lear.inrialpes.fr/people/harchaoui/teaching/2013-2014/ensl/m2/lecture6.pdf>.
- Wouter M. Koolen. A quick and dirty finite time law of the iterated logarithm result. http://blog.wouterkoolen.info/QnD_LIL/post.html, 2017.
- Frank R. Kschischang. The complementary error function. <http://www.comm.utoronto.ca/frank/notes/erfc.pdf>, 2017.
- Tze Leung Lai and Herbert Robbins. Asymptotically efficient adaptive allocation rules. *Advances in applied mathematics*, 6(1):4–22, 1985.
- G Peter Lepage. A new algorithm for adaptive multidimensional integration. *Journal of Computational Physics*, 27(2):192–203, 1978.
- Florian Leprêtre, Fabien Teytaud, and Julien Dehos. Multi-armed bandit for stratified sampling: Application to numerical integration. In *TAAI 2017-Conference on Technologies and Applications of Artificial Intelligence*, 2017.
- Jun S Liu. *Monte Carlo strategies in scientific computing*. Springer Science & Business Media, 2008.
- Luca Martino, Victor Elvira, David Luengo, and Jukka Corander. Layered adaptive importance sampling. *Statistics and Computing*, 27(3):599–623, 2017.
- James Neufeld, András György, Dale Schuurmans, and Csaba Szepesvári. Adaptive monte carlo via bandit allocation. *arXiv preprint arXiv:1405.3318*, 2014.
- Art Owen and Yi Zhou. Safe and effective importance sampling. *Journal of the American Statistical Association*, 95(449):135–143, 2000.
- Art B. Owen. *Monte Carlo theory, methods and examples*. 2013.
- Art B Owen, Yury Maximov, and Michael Chertkov. Importance sampling the union of rare events with an application to power systems analysis. *arXiv preprint arXiv:1710.06965*, 2017.
- Tom Rainforth, Yuan Zhou, Xiaoyu Lu, Yee Whye Teh, Frank Wood, Hongseok Yang, and Jan-Willem van de Meent. Inference trees: Adaptive inference with exploration. *arXiv preprint arXiv:1806.09550*, 2018.
- Rajat Sen, Karthikeyan Shanmugam, and Sanjay Shakkottai. Contextual bandits with stochastic experts. *arXiv preprint arXiv:1802.08737*, 2018.
- Niranjan Srinivas, Andreas Krause, Sham M Kakade, and Matthias Seeger. Gaussian process optimization in the bandit setting: No regret and experimental design. *arXiv preprint arXiv:0912.3995*, 2009.

A Concentration Inequalities

Theorem 2. (Finite Time Law of the Iterated Logarithm [Balsubramani, 2014, Koolen, 2017]) Let X_1, X_2, \dots be a sequence of iid sub-Gaussian random variables with mean μ and variance factor τ^2 . For each $\delta \in (0, 1)$, we have

$$\mathbb{P} \left(\exists s \geq 1, \left| \frac{1}{s} \sum_{i=1}^s X_i - \mu \right| \geq \sqrt{\frac{2.07\tau^2}{s} \log \left(\frac{2}{\delta} (1 + \log_2 s)^2 \right)} \right) \leq \delta \quad (20)$$

Theorem 3. (Azuma–Hoeffding Inequality [Azuma, 1967]). Let D_1, D_2, \dots be a martingale difference sequence, and suppose that $|D_k| \leq b_k$ almost surely for all $k \geq 1$. Then for all $n \geq 0$, $\mathbb{P}(|\sum_{i=1}^n D_i| \geq \epsilon) \leq 2 \exp \left(-\frac{\epsilon^2}{2 \sum_{i=1}^n b_i^2} \right)$.

B Proof Details of Theorem 1

Note that for any event E , by Jensen's inequality,

$$\mathbb{E}[R_t|E] \leq \sum_a \pi_a \log \left(\pi_a \mathbb{E} \left[\frac{\sum_b (\hat{Z}_{bt} + \sigma_{bt})}{\hat{Z}_{at} + \sigma_{at}} | E \right] \right) \quad (21)$$

Bounding $\mathbb{E}[R_t|C_t^c \cap B_t]$:

$$\mathbb{E}[R_t|C_t^c \cap B_t] \leq \sum_a \pi_a \log \left(\pi_a \mathbb{E} \left[\frac{\sum_b (Z_b + 2\sigma_{bt})}{Z_a} | C_t^c \cap B_t \right] \right) \quad (22)$$

$$\leq \frac{2}{Z} \sum_a \mathbb{E}[\sigma_{at} | C_t^c \cap B_t] \quad (23)$$

$$= \frac{2}{Z} \sum_a \mathbb{E} \left[c\tau_a \sqrt{\frac{\log t}{N_{at}}} | C_t^c \right] \quad (24)$$

$$\leq \frac{2c \sum_a \tau_a}{Z} \sqrt{\log t} \quad (25)$$

Bounding $\mathbb{E}[R_t|B_t^c]$: recall (21), we first bound

$$\mathbb{E} \left[\frac{\sum_b (\hat{Z}_{bt} + \sigma_{bt})}{\hat{Z}_{at} + \sigma_{at}} | B_t^c \right] \leq \mathbb{E} \left[\frac{\sum_b (\hat{Z}_{bt} + \sigma_{bt})}{\sigma_{at}} | B_t^c \right] \leq \frac{\sqrt{t}}{c\tau_a \sqrt{\log t}} \sum_b \mathbb{E}[(\hat{Z}_{bt} + \sigma_{bt}) | B_t^c] \quad (26)$$

Now

$$\mathbb{E}[(\hat{Z}_{bt} + \sigma_{bt}) | B_t^c] \leq \mathbb{E}[(\hat{Z}_{bt} + \sigma_{bt}) | B_t^c, |\hat{Z}_{bt} - Z_b| > \sigma_{bt}] + \mathbb{E}[(\hat{Z}_{bt} + \sigma_{bt}) | B_t^c, |\hat{Z}_{bt} - Z_b| \leq \sigma_{bt}]$$

where the second term is bounded by $Z_b + 2c\tau_b \sqrt{\log t}$. For the first term, we use properties of sub-Gaussian distributions:

$$\mathbb{E}[(\hat{Z}_{bt} + \sigma_{bt}) | B_t^c, |\hat{Z}_{bt} - Z_b| > \sigma_{bt}] \leq \sum_{n=1}^t \mathbb{E}[\hat{Z}_{bt} + \sigma_{bt} | |\hat{Z}_{bt} - Z_b| > \sigma_{bt}, N_{bt} = n] \quad (27)$$

$$= \sum_{n=1}^t \mathbb{E} \left[\frac{1}{n} \sum_{j=1}^n (Y_{bt_j}^b - Z_b) + Z_b + c\tau_b \frac{\sqrt{\log t}}{n} \middle| \frac{1}{n} \sum_{j=1}^n (Y_{bt_j}^b - Z_b) > c\tau_b \frac{\sqrt{\log t}}{n} \right] \quad (28)$$

$$\leq \sum_{n=1}^t \mathbb{E}[W_n | W_n > c\tau_b \sqrt{\log t}] + t(Z_b + c\tau_b \sqrt{\log t}) \quad (29)$$

where $W_n := \frac{1}{n} \sum_{j=1}^n (Y_{bt_j}^b - Z_b)$ is also sub Gaussian distributed with zero mean and variance proxy $\frac{\tau_b^2}{n}$ since it is a linear combination of n sub Gaussian distributed random variables. For large t the mean of the truncated sub Gaussian $\mathbb{E}[W_n | W_n > c\tau_b\sqrt{\log t}]$ is upper bounded by that of a truncated Gaussian:

$$\mathbb{E}[W_n | W_n > c\tau_b\sqrt{\log t}] \leq \tau \frac{\phi(c\tau_b\sqrt{\log t})}{1 - \Phi(c\tau_b\sqrt{\log t})} = \frac{2\phi(c\tau_b\sqrt{\log t})}{\operatorname{erfc}(\frac{c\tau_b\sqrt{\log t}}{\sqrt{2}})} \quad (30)$$

$$\leq \frac{\phi(c\tau_b\sqrt{\log t})}{\exp(-\frac{c^2\tau_b^2\log t}{2})} \sqrt{\pi} \left(\frac{c\tau_b\sqrt{\log t}}{\sqrt{2}} + \sqrt{\frac{c^2\tau_b^2\log t}{2} + 2} \right) \leq \sqrt{2}c\tau_b\sqrt{\log t} \quad (31)$$

where $\phi(\cdot)$ and $\Phi(\cdot)$ are the *pdf* and *cdf* of a standard normal distributions and erfc denotes the complementary error function, we used Kschischang [2017] for the inequality involving erfc above. Hence we have $\mathbb{E}[(\hat{Z}_{bt} + \sigma_{bt}) | B_t^c] \leq \mathcal{O}(t\sqrt{\log t})$ and combinaing (21)(26)(29)(31) gives

$$\mathbb{E}[R_t | B_t^c] \leq \sum_a \pi_a \log\left(\frac{\pi_a}{c} \sqrt{\frac{t}{\log t}} \sum_b (\sqrt{2}c\tau_b t \sqrt{\log t} + Z_b) \leq \mathcal{O}(\log t) \quad (32)$$

C Alpha Loss Family

We can generalise the KL loss to the family of alpha-loss which is associated with α -divergence for $\alpha \in \mathbb{R}$ Cichocki and Amari [2010]. For any target (unnormalised) density p and proposal $\sim q$, define:

$$\mathcal{L}_\alpha(x, q) = \frac{1}{\alpha(1-\alpha)} \left(\alpha \frac{\pi(x)}{q(x)} + (1-\alpha) - \left(\frac{\pi(x)}{q(x)} \right)^\alpha \right)$$

where we take the limit for $\alpha = 0, 1$. Taking expectation with respect to x yields the α -divergence between p and q :

$$\mathcal{L}_\alpha(q) = \mathbb{E}[\mathcal{L}_\alpha(x, q)] = D_\alpha(\pi || q) = \frac{1}{1-\alpha} Z + \frac{1}{\alpha} - \frac{1}{\alpha(1-\alpha)} \int_{\mathcal{X}} \left(\frac{\pi(x)}{q(x)} \right)^\alpha q(x) dx$$

In particular, $\mathcal{L}_1(q) = KL(\pi || q)$, $\mathcal{L}_0(q) = KL(q || \pi)$ and when $\alpha = 2$, this leads to the \mathcal{L}_2 loss: $\mathcal{L}_2(q) = D_2(p || q) = \frac{1}{2} \int_{\mathcal{X}} \left(\frac{\pi(x)}{q(x)} - 1 \right)^2 q(x) dx$. Using Lagrangian gives the optimal proposal

$$q_a^* = \frac{\left(\int_{\mathcal{X}_a} \pi(x)^\alpha g_a(x)^{1-\alpha} dx \right)^{\frac{1}{\alpha}}}{\sum_a \left(\int_{\mathcal{X}_a} \pi(x)^\alpha g_a(x)^{1-\alpha} dx \right)^{\frac{1}{\alpha}}} := \frac{(\pi_a^{(\alpha)})^{\frac{1}{\alpha}}}{\sum_a (\pi_a^{(\alpha)})^{\frac{1}{\alpha}}} \quad (33)$$

where $\pi_a^{(\alpha)} := \int_{\mathcal{X}_a} \pi(x)^\alpha g_a(x)^{1-\alpha} dx$. The optimal loss is therefore $\mathcal{L}_\alpha(q^*) = \frac{1}{1-\alpha} + \frac{1}{\alpha} + \frac{1}{\alpha(\alpha-1)} (\sum_a \pi_a^{(\alpha)})^\alpha$. Similarly as in section 3, we can use a Monte Carlo estimate for the intractable optimal q^* :

$$q_a^* \propto \pi_a^{(\alpha)} = \frac{1}{Z} \int_{\mathcal{X}_a} \left(\frac{f(x)}{g_a(x)} \right)^\alpha g_a(x) dx \propto \mathbb{E}_{g_a} \left[\left(\frac{f(x)}{g_a(x)} \right)^\alpha \right] \quad (34)$$

Replacing the definition of Y_{al} with $Y_{al} := \left(\frac{f(x_l)}{g_a(x_l)} \right)^\alpha$, and refine $\hat{Z}_{a,t+1}$ as in (7), i.e. $\hat{Z}_{a,t+1} := \frac{\sum_{l \leq t: A_l = a} Y_{al}}{N_{a,t+1}}$, according to (33) we propose

$$q_{a,t+1} = \frac{(\hat{Z}_{a,t+1} + \sigma_{a,t+1})^{\frac{1}{\alpha}}}{\sum_{b=1}^K (\hat{Z}_{b,t+1} + \sigma_{b,t+1})^{\frac{1}{\alpha}}}, \quad (35)$$

define $Z_a := Z\pi_a^{(\alpha)}$, this leads to the regret

$$R(q_t) = \frac{1}{\alpha(\alpha-1)} \left(\sum_a \hat{q}_{at}^{1-\alpha} \pi_a^{(\alpha)} - \left(\sum_a (\pi_a^{(\alpha)})^{\frac{1}{\alpha}} \right)^\alpha \right) = \frac{1}{\alpha(\alpha-1)Z} \left(\sum_a \hat{q}_{at}^{1-\alpha} Z_a - \left(\sum_a Z_a^{\frac{1}{\alpha}} \right)^\alpha \right) \quad (36)$$

Theorem 4. *The (instantaneous) regret for general α -loss for $\alpha \in (0, 2]$ is upper bounded by $\frac{2^{\frac{1}{2\alpha}+2} c^{\frac{1}{2\alpha}+1} K^{\frac{1}{2}}}{\alpha^2 Z \sqrt{t}} \left(\sum_a \tau_a Z_a^{\frac{1}{2\alpha}-1} \right) \sqrt{\sum_a \tau_a^{\frac{1}{\alpha}} (\log t)^{\frac{1}{2}(\frac{1}{2\alpha}+1)}}$.*

Recall that with proposal

$$q_{a,t+1} = \frac{(\hat{Z}_{a,t+1} + \sigma_{a,t+1})^{\frac{1}{\alpha}}}{\sum_{b=1}^K (\hat{Z}_{b,t+1} + \sigma_{b,t+1})^{\frac{1}{\alpha}}} \quad (37)$$

where $\sigma_{at} = c\tau_a \sqrt{\frac{\log t}{N_{at}}}$, $\hat{Z}_{a,t+1} := \frac{\sum_{l \leq t: A_l = a} Y_{al}}{N_{a,t+1}}$, N_{at} is the number of times arm a has been picked up until time t , and $Y_{al} := \left(\frac{f(x_l)}{g_a(x_l)} \right)^\alpha$, we would like to bound the expectation of regret $R(q_t) = \frac{1}{\alpha(\alpha-1)Z} \left(\sum_a \hat{q}_{at}^{1-\alpha} Z_a - \left(\sum_a Z_a^{\frac{1}{\alpha}} \right)^\alpha \right)$, where $Z_a = \int_{\mathcal{X}_a} \left(\frac{f(x)}{g_a(x)} \right)^\alpha g_a(x) dx$.

Proof. We follow the same proof structure as in Theorem 1. Recall

$$B_t := \{|\hat{Z}_{as} - Z_{as}| < \sigma_{as} \quad \forall 1 \leq a \leq K, \left[\frac{t}{2} \right] < s \leq t\} \quad (38)$$

$$C_t := \{N_{at} > \beta_{at} \quad \forall 1 \leq a \leq K\} \quad (39)$$

and we re-define $\beta_{at} := \frac{t Z_a^{\frac{1}{\alpha}}}{4(\sum_a (Z_a + 2c\tau_a \sqrt{\log t})^{\frac{1}{\alpha}})}$. The expected reward at time t therefore can be written as:

$$\mathbb{E}[R_t] = \mathbb{E}[R_t | B_t \cap C_t] \mathbb{P}(B_t \cap C_t) + \mathbb{E}[R_t | B_t \cap C_t^c] \mathbb{P}(B_t \cap C_t^c) + \mathbb{E}[R_t | B_t^c] \mathbb{P}(B_t^c) \quad (40)$$

For the first term in (40), we have

$$\mathbb{E}[R_t | B_t \cap C_t] \mathbb{P}(C_t | B_t) \mathbb{P}(B_t) \leq \mathbb{E}[R_t | N_{at} \geq \beta_{at} \forall a, B_t] \quad (41)$$

$$\leq \frac{1}{Z\alpha(\alpha-1)} \mathbb{E} \left[\frac{\sum_a Z_a^{\frac{1}{\alpha}}}{\left(\sum_a (Z_a + 2\sigma_{at})^{\frac{1}{\alpha}} \right)^{1-\alpha}} - \left(\sum_a Z_a^{\frac{1}{\alpha}} \right)^\alpha \right] \quad (42)$$

$$= \frac{1}{Z\alpha(\alpha-1)} \mathbb{E} \left[\left(\sum_a Z_a^{\frac{1}{\alpha}} \left(\sum_a (Z_a + 2\sigma_{at})^{\frac{1}{\alpha}} \right)^{\alpha-1} - \left(\sum_a Z_a^{\frac{1}{\alpha}} \right)^\alpha \right) \right] \quad (43)$$

$$(44)$$

We apply Taylor's expansion twice to functions $h(x) = x^{\frac{1}{\alpha}}$ and $h(x) = x^{\alpha-1}$ to get

$$\left(\sum_a (Z_a + 2\sigma_{at})^{\frac{1}{\alpha}} \right)^{\alpha-1} = \left(\sum_a (Z_a^{\frac{1}{\alpha}}) + \frac{2}{\alpha} \sum_a Z_a^{\frac{1}{\alpha}-1} \sigma_{at} + \mathcal{O}(\sigma_{at}^2) \right)^{\alpha-1} \quad (45)$$

$$= \left(\sum_a Z_a^{\frac{1}{\alpha}} \right)^{\alpha-1} + \frac{2(\alpha-1)}{\alpha} \left(\sum_a Z_a^{\frac{1}{\alpha}} \right)^{\alpha-2} \left(\sum_a Z_a^{\frac{1}{\alpha}-1} \sigma_{at} \right) + \mathcal{O}(\sigma_{at}^2) \quad (46)$$

hence

$$(43) = \frac{1}{Z\alpha(\alpha-1)} \mathbb{E} \left[\frac{2(\alpha-1)}{\alpha} \left(\sum_a Z_a^{\frac{1}{\alpha}} \right)^{\alpha-1} \left(\sum_a Z_a^{\frac{1}{\alpha}-1} \sigma_{at} \right) + \mathcal{O}(\sigma_{at}^2) \right] \quad (47)$$

$$\leq \frac{2c}{Z\alpha} \left(\sum_a Z_a^{\frac{1}{\alpha}} \right)^{\alpha-1} \left(\sum_a \tau_a Z_a^{\frac{1}{\alpha}-1} \sqrt{\frac{\log t}{\beta_{at}}} \right) + \mathcal{O} \left(\tau_a^2 \frac{\log t}{\beta_{at}} \right) \quad (48)$$

$$= \frac{2c}{Z\alpha^2} \left(\sum_a Z_a^{\frac{1}{\alpha}} \right)^{\alpha-1} \sum_a \tau_a Z_a^{\frac{1}{\alpha}-1} \sqrt{\frac{4 \log t \sum_a (Z_a + 2c\tau_a \sqrt{\log t})^{\frac{1}{\alpha}}}{t Z_a^{\frac{1}{\alpha}}}} + \text{lower order term} \quad (49)$$

$$\leq \frac{4c}{Z\alpha^2 \sqrt{t}} \left(\sum_a Z_a^{\frac{1}{\alpha}} \right)^{\alpha-1} \sum_a \tau_a Z_a^{\frac{1}{2\alpha}-1} \sqrt{\log t \left(\sum_a Z_a^{\frac{1}{\alpha}} + \sum_a (2c\tau_a)^{\frac{1}{\alpha}} (\log t)^{\frac{1}{2\alpha}} \right)} + \text{lower order term} \quad (50)$$

$$= \frac{2^{\frac{1}{2\alpha}+2} c^{\frac{1}{2\alpha}+1} K^{\frac{1}{2}}}{\alpha^2 Z \sqrt{t}} \left(\sum_a \tau_a Z_a^{\frac{1}{2\alpha}-1} \right) \sqrt{\sum_a \tau_a^{\frac{1}{\alpha}} (\log t)^{\frac{1}{2}(\frac{1}{2\alpha}+1)}} + \text{lower order term} \quad (51)$$

We proceed by bounding the probability $\mathbb{P}(C_t^c|B_t)$. Conditioning on B_t and for any $\frac{t}{2} < s < t$, we have

$$q_{as} = \frac{\left(\hat{Z}_{as} + \sigma_{as} \right)^{\frac{1}{\alpha}}}{\sum_b \left(\hat{Z}_{bs} + \sigma_{bs} \right)^{\frac{1}{\alpha}}} \geq \frac{Z_a^{\frac{1}{\alpha}}}{\sum_b (Z_b + 2\sigma_{bs})^{\frac{1}{\alpha}}} \quad \text{by definition of } B_t \quad (52)$$

$$\implies \sum_{s=1}^t q_{as} \geq \sum_{s=\frac{t}{2}+1}^t q_{as} \geq \frac{t Z_a^{\frac{1}{\alpha}}}{2 \sum_a (Z_a + 2c\tau_a \sqrt{\log t})^{\frac{1}{\alpha}}} = 2\beta_{at} \quad \text{since } s \leq t \text{ and } N_{as} \geq 1 \quad (53)$$

$$\implies \mathbb{P}(N_{at} < \beta_{at} | B_t) \leq \mathbb{P} \left(N_{at} < \frac{1}{2} \sum_{s=1}^t q_{as} | B_t \right) \leq 2 \exp \left(-\frac{1}{2t} \beta_{at}^2 \right) \quad \text{by lemma 3} \quad (54)$$

Hence for the second term of (40), we have

$$\mathbb{E}[R_t | B_t \cap C_t^c] \mathbb{P}(C_t^c | B_t) \mathbb{P}(B_t) \quad (55)$$

$$\leq \frac{2}{Z\alpha(\alpha-1)} \mathbb{E} \left[\left(\frac{2(\alpha-1)}{\alpha} \left(\sum_a Z_a^{\frac{1}{\alpha}} \right)^{\alpha-1} \left(\sum_a Z_a^{\frac{1}{\alpha}-1} \sigma_{at} \right) + \mathcal{O}(\sigma_{at}^2) \right) | B_t \cap C_t^c \right] \sum_a \exp \left(-\frac{1}{2t} \beta_{at}^2 \right) \quad (56)$$

$$\leq \frac{4}{Z\alpha^2} \left(\sum_a Z_a^{\frac{1}{\alpha}} \right)^{\alpha-1} \left(\sum_a Z_a^{\frac{1}{\alpha}-1} \mathbb{E}[\sigma_{at} | B_t \cap C_t^c] \right) \sum_a \frac{2t}{\beta_{at}^2} + \text{lower order term} \quad (57)$$

$$\leq \frac{4c\sqrt{\log t} \sum_a \tau_a}{Z\alpha^2} \left(\sum_a Z_a^{\frac{1}{\alpha}} \right)^{\alpha-1} \left(\sum_a Z_a^{\frac{1}{\alpha}-1} \right) \sum_a \frac{32 \left(\sum_a (Z_a + 2c\tau_a \sqrt{\log t})^{\frac{1}{\alpha}} \right)^2}{t Z_a^{\frac{2}{\alpha}}} + \text{lower order term} \quad (58)$$

$$\leq \frac{2^{7+\frac{2}{\alpha}} c^{1+\frac{2}{\alpha}} (\log t)^{\frac{1}{2}+\frac{1}{\alpha}} \sum_a \tau_a (\sum_a \tau_a^{\frac{1}{\alpha}})^2}{\alpha^2 t Z} \left(\sum_a Z_a^{\frac{1}{\alpha}} \right)^{\alpha-1} \left(\sum_a Z_a^{\frac{1}{\alpha}-1} \right) \sum_a Z_a^{-\frac{2}{\alpha}} + \text{lower order term} \quad (59)$$

The proof of $\mathbb{P}(B_t^c)$ being small is the same as that in theorem 1. Recall

$$\mathbb{P}(B_t^c) \leq \sum_{a=1}^K \sum_{s=\frac{t}{2}}^t \mathbb{P}(|\hat{Z}_{as} - Z_a| > \sigma_{as}) \leq \frac{2K}{t} \quad (60)$$

Therefore for the thris term in (40), we have

$$\mathbb{E}[R_t | B_t^c] \mathbb{P}(B_t^c) \leq \frac{2K}{\alpha(\alpha-1)Zt} \mathbb{E} \left[\left(\sum_a (\hat{Z}_{at} + \sigma_{at})^{\frac{1-\alpha}{\alpha}} Z_a \left(\sum_a (\hat{Z}_{at} + \sigma_{at})^{\frac{1}{\alpha}} \right)^{\alpha-1} - \left(\sum_a Z_a^{\frac{1}{\alpha}} \right)^\alpha \right) | B_t^c \right] \quad (61)$$

$$\leq \frac{2K}{\alpha(\alpha-1)Zt} \left(\sum_a (c\tau_a \sqrt{\log t})^{\frac{1-\alpha}{\alpha}} Z_a \mathbb{E} \left[\left(\sum_a (\hat{Z}_{at} + \sigma_{at})^{\frac{1}{\alpha}} \right)^{\alpha-1} | B_t^c \right] - \left(\sum_a Z_a^{\frac{1}{\alpha}} \right)^\alpha \right) \quad (62)$$

$$\leq \frac{2K}{\alpha(\alpha-1)Zt} \left(\sum_a (c\tau_a \sqrt{\log t})^{\frac{1-\alpha}{\alpha}} Z_a \left(\sum_a \mathbb{E}[(\hat{Z}_{at} + \sigma_{at})^{\frac{1}{\alpha}} | B_t^c] \right)^{\alpha-1} - \left(\sum_a Z_a^{\frac{1}{\alpha}} \right)^\alpha \right) \text{ by Jensen} \quad (63)$$

$$\leq \frac{2K}{\alpha(\alpha-1)Zt} \left(\sum_a (c\tau_a \sqrt{\log t})^{\frac{1-\alpha}{\alpha}} Z_a \left(\sum_a (\mathcal{O}(t\sqrt{\log t}) + Z_a)^{\frac{1}{\alpha}} \right)^{\alpha-1} - \left(\sum_a Z_a^{\frac{1}{\alpha}} \right)^\alpha \right) \quad (64)$$

$$\leq \frac{2K}{\alpha(\alpha-1)Zt} \left(\sum_a (c\tau_a \sqrt{\log t})^{\frac{1-\alpha}{\alpha}} Z_a \left(\sum_a (Z_a^{\frac{1}{\alpha}} + \mathcal{O}((t\sqrt{\log t})^{\frac{1}{\alpha}})) \right)^{\alpha-1} - \left(\sum_a Z_a^{\frac{1}{\alpha}} \right)^\alpha \right) \quad (65)$$

$$\leq \frac{2K}{\alpha(\alpha-1)Zt} \left(\sum_a (c\tau_a \sqrt{\log t})^{\frac{1-\alpha}{\alpha}} Z_a \left(\left(\sum_a Z_a^{\frac{1}{\alpha}} \right)^{\alpha-1} + \mathcal{O}((t\sqrt{\log t})^{\frac{\alpha-1}{\alpha}}) \right) - \left(\sum_a Z_a^{\frac{1}{\alpha}} \right)^\alpha \right) \quad (66)$$

$$= \frac{2K c^{\frac{1-\alpha}{\alpha}} \sum_a \tau_a^{\frac{1-\alpha}{\alpha}} (\sum_a Z_a)}{\alpha(\alpha-1)Z} t^{-\frac{1}{\alpha}} + \text{lower order term} \quad (67)$$

Summing over t gives the cumulative regret is dominated by the first term in (40) which is $\mathcal{O}(t^{-\frac{1}{2}}(\log t)^{\frac{1}{2}(\frac{1}{2\alpha}+1)})$.

□