

STRUCTURAL ANALOGS OF THE MILKY WAY GALAXY:  
STELLAR POPULATIONS IN THE BOXY BULGES OF NGC 4565 AND NGC 5746<sup>1</sup>JOHN KORMENDY<sup>2,3,4</sup> AND RALF BENDER<sup>3,4,2</sup>*Received 2018 October 23; accepted 2019 January 14 by ApJ*

## ABSTRACT

We present NGC 4565 and NGC 5746 as structural analogs of our Milky Way. All three are giant, SBb–SBbc galaxies with two pseudobulges, i. e., a compact, disk, star-forming pseudobulge embedded in a vertically thick, “red and dead”, boxy pseudobulge that really is a bar seen almost end-on. The stars in the boxy bulge of our Milky Way are old and enhanced in  $\alpha$  elements, indicating that star formation finished within  $\sim 1$  Gyr of when it started. Here, we present Hobby-Eberly Telescope spectroscopy of the boxy pseudobulges of NGC 4565 and NGC 5746 and show that they also are made of old and  $\alpha$ -element-enhanced stars. Evidently it is not rare that the formation of stars that now live in bars finished quickly and early, even in galaxies of intermediate Hubble types whose disks still form stars now. Comparison of structural component parameters leads us to suggest that NGC 4565 and NGC 5746 are suitable analogs of the Milky Way, because they show signatures of similar evolution processes.

*Subject headings:* galaxies: bulges — galaxies: evolution — galaxies: individual (NGC 4565, NGC 5746)

## 1. INTRODUCTION

Physical analogs of unique objects such as our Sun or our Galaxy are important because they illuminate evolution histories. Nature thus presents us with an important opportunity, because the edge-on spiral galaxies NGC 4565 and NGC 5746 (Fig. 1) are close structural analogs of our Milky Way. This conclusion is developed here in Section 4.

All three galaxies are giants with outer, circular-orbit rotation velocities  $\sim 244$  km s<sup>-1</sup> (NGC 4565: Hyperleđa),  $\sim 311$  km s<sup>-1</sup> (NGC 5746: Hyperleđa), and  $\sim 220 \pm 20$  km s<sup>-1</sup> (Milky Way: Bland-Hawthorn & Gerhard 2016). All are disk-dominated galaxies with “boxy bulges”. It is well known that these are not classical, elliptical-galaxy-like bulges. Rather, they are bars seen nearly end-on. Maihara et al. (1978), Weiland et al. (1994), and Dwek et al. (1995) present the observations of our Galaxy, and Blitz & Spergel (1991) emphasize the robust argument that its parallelogram-shaped structure is a perspective effect caused by the fact that the near side of the bar is closer to us than the far side. N-body simulations show that bars buckle vertically into boxy structures (Combes & Sanders 1981; Combes et al. 1990; Pfenniger & Norman 1990; Pfenniger & Friedli 1991; Raha et al. 1991; Athanassoula & Misiriotis 2002; Athanassoula 2005; Shen et al. 2010). Observed boxy bulges show kinematic signatures of edge-on bars – cylindrical rotation (NGC 4565: Kormendy & Illingworth 1982; our Galaxy: Howard et al. 2008, 2009; see Kormendy & Barentine 2010 for further review) and a figure-8-shaped splitting of spectral emission lines indicative of gas flow in edge-on bars (NGC 5746: Kuijken & Merrifield 1995; Merrifield 1996; Merrifield & Kuijken 1999; Bureau & Freeman 1999). If NGC 4565, NGC 5746, or our Galaxy were viewed face-on, then their “boxy bulges” would be called bars. None of these components would be confused with a bulge.

Do these galaxies also contain classical bulges? The answer is “no” in our Galaxy and “not significantly” in NGC 4565 and NGC 5746 (§ 4). From a hierarchical clustering point of view, these are pure-disk galaxies with dynamically quiet histories dominated by minor mergers and bar-driven secular evolution for most of the history of the Universe (Kormendy et al. 2010).

“Secular evolution” is so named because it is slow – it has

characteristic time scales of many galactic rotations, as distinct from fast processes that occur on galaxy collapse time scales. Still, ample evidence for pseudobulges in “red and dead” S0 galaxies indicates that it can operate effectively for a few billion years in the early Universe, when gas was plentiful, and still be star-formation-quenched long ago (Kormendy & Kennicutt 2004; Kormendy 2013). It is nevertheless at least superficially counter-intuitive that the boxy pseudobulge of our Galaxy is believed to be made almost exclusively of old and  $\alpha$ -element-enhanced stars (Renzini 1994; Ortolani et al. 1995; Matteucci & Romano 1999; Kuijken & Rich 2002; Zoccali et al. 2003; Clarkson et al. 2008; Ness et al. 2013; see Rich 2013 and Barbuy et al. 2018 for reviews, and Renzini 2006; Conroy et al. 2014, and Nataf 2016 for cautions). The observation of  $\alpha$  element enhancement particularly points to a short,  $< 1$  Gyr star formation time scale. This may be reconciled with the Galaxy’s barred structure if the stars formed first, long ago, and the bar grew secularly only later (Freeman 2008).

Is our Galaxy’s old,  $\alpha$ -element-enhanced boxy bulge unique? The purpose of this paper is to measure the stellar populations in the well known, prototypical boxy bulges of NGC 4565 and NGC 5746 as close analogs of our Galaxy. We find that they, too, are made of old stars that are enhanced in  $\alpha$  elements.

## 2. HOBBY-EBERLY TELESCOPE SPECTROSCOPY

NGC 4565 and NGC 5746 were observed in February and May of 2004 with the Hobby-Eberly Telescope (Ramsey et al. 1998) and the Marcario Low Resolution Spectrograph (Hill et al. 1998) in service mode. We used a 1''0 wide  $\times$  3'5 long slit, the G2 grism with 600 lines mm<sup>-1</sup>, and a Ford Aerospace CCD detector binned 2 $\times$ 2 yielding 1568 $\times$ 512 pixels and a spatial scale of 0''47 pixel<sup>-1</sup>. The wavelength range covered is 4300 Å to 7200 Å with a median instrumental resolution of  $\sigma_{\text{instr}} \approx 120$  km s<sup>-1</sup>. Data reduction followed Saglia et al. (2010).

Individual exposure times were 1800 s; total exposure times for coadded images are given in the Figure 1 key. We also observed 16 standard stars from Worthey et al. (1994) to enable calibration to the Lick system of spectral line indices (Faber et al. 1985, Burstein et al. 1986). Stellar types ranged

<sup>1</sup>Based on observations obtained with the Hobby-Eberly Telescope, which is a joint project of the University of Texas at Austin, the Pennsylvania State University, Ludwig-Maximilians-Universität München, and Georg-August-Universität Göttingen.

<sup>2</sup>Department of Astronomy, University of Texas at Austin, 2515 Speedway, Mail Stop C1400, Austin, Texas 78712-1205; kormendy@astro.as.utexas.edu

<sup>3</sup>Universitäts-Sternwarte, Ludwig-Maximilians-Universität, Scheinerstrasse 1, München D-81679, Germany

<sup>4</sup>Max-Planck-Institut für Extraterrestrische Physik, Giessenbachstrasse, D-85748 Garching-bei-München, Germany; bender@mpe.mpg.de

from G5 to K4 and included dwarf and giant stars. Standard stars covered Mgb equivalent widths between  $2 \text{ \AA}$  and  $7 \text{ \AA}$  and  $\langle \text{Fe} \rangle \equiv (\text{Fe } \lambda 5227 + \text{Fe } \lambda 5335)/2$  equivalent widths between  $1.5 \text{ \AA}$  and  $4.5 \text{ \AA}$ . Only minor corrections of  $< 5\%$  were needed to calibrate our line measurements to the Lick system.

Kinematic parameters (velocities, velocity dispersions, and Gauss-Hermite moments) were derived with the Fourier correlation quotient method (Bender 1990; Bender et al. 1994).

Line indices were corrected for velocity broadening and brought to the standard resolution of the Lick system.

Figure 1 illustrates our spectrograph slit positions.

### 3. ELEMENT ABUNDANCE PATTERNS

Figure 2 compares our results with the stellar population models of Thomas, Maraston, & Bender (2003). Both galaxies show metallicity gradients with the highest metallicities near their centers. Stellar populations are not young at any radius, though intermediate-age and old populations cannot be distinguished. Our important result is this: Both pseudobulges – and, indeed, even the inner disks of these galaxies – are enhanced in  $\alpha$  elements with respect to the Solar value by about a factor of two. As in our Galaxy’s almost-end-on, boxy bar, the star formation in the bars of NGC 4565 and NGC 5746 took place over  $\lesssim 1 \text{ Gyr}$  (Thomas et al. 2005 and references therein).




FIG. 1.— HET acquisition images of NGC 4565 and NGC 5746 showing the positions of our spectrograph slits (*straight lines*). Color coding corresponds to that used for the metallicity measurements in Figure 2. For NGC 4565, the offset slit was positioned on the faint star; for NGC 5746, that slit was offset W by  $25''$ .

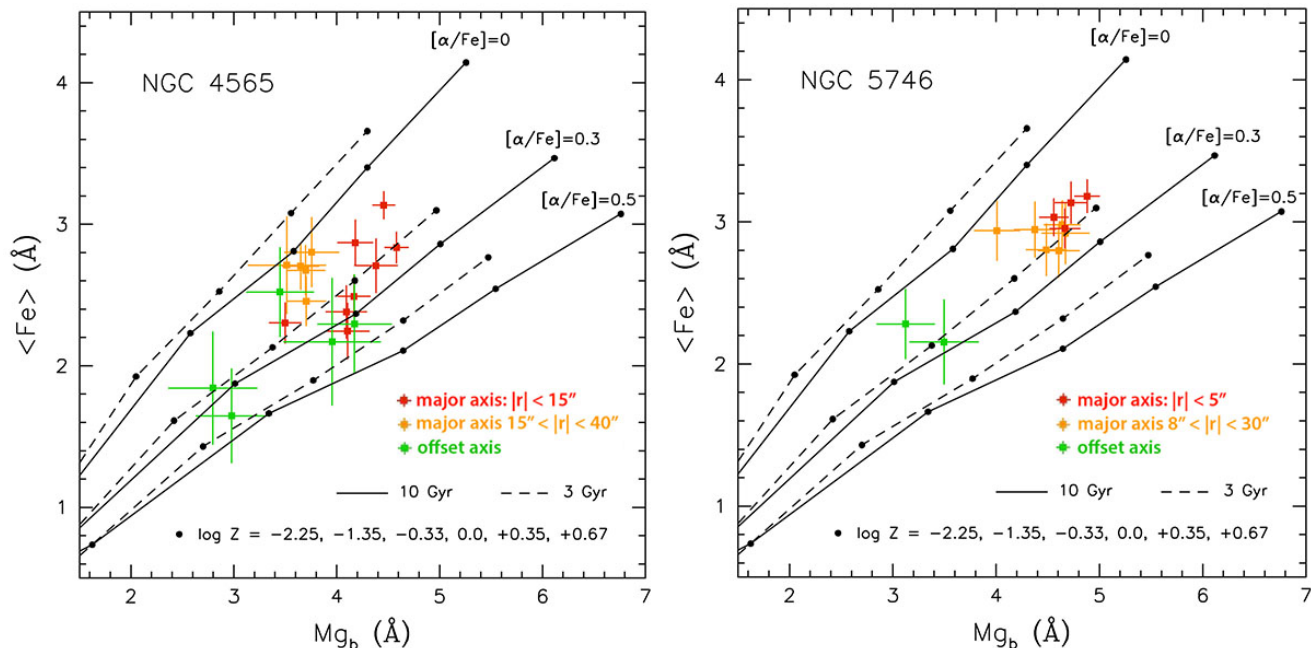


FIG. 2.— The points show Fe and Mg equivalent widths as a function of galactocentric radius  $r$  using red points near  $r = 0$ , orange points farther out, and green points for the offset slit positions that measure the “boxy bulges” (see Figure 1). For two stellar population ages and six metallicities  $Z$  (*key*), the lines show stellar population model  $[\alpha/\text{Fe}]$  values in log Solar units (Thomas, Maraston, & Bender 2003). The boxy bulges of NGC 4565 and NGC 5746 are enhanced in  $\alpha$  elements with respect to the Solar abundances. This implies that the stars formed in a short enough time ( $\lesssim 1 \text{ Gyr}$ ) so that metal abundances produced by supernovae of Type II (i. e., dying high-mass stars) were not diluted by high Fe abundances produced several Gyr later by supernovae of Type Ia (i. e., exploding white dwarf stars).

## 4. NGC 4565 AND NGC 5746 AS MILKY WAY ANALOGS

Sections 2 and 3 show that the almost-end-on, boxy bars of NGC 4565 and NGC 5746 resemble the similarly almost-end-on bar in our Galaxy in stellar populations: all three are made of relatively old stars whose alpha elements are enhanced in abundances as compared to solar values. Evidently, in all three cases, the star formation that made the bars happened quickly and never got diluted later by star formation like that in the outer disks. From a stellar population point of view, NGC 4565 and NGC 5746 are good analogs of our Galaxy. Close similarity is important in identifying analogs; the intent is that study of the analogs illuminates our understanding of (in this case) our own Galaxy. This section emphasizes that NGC 4565 and NGC 5746 are also close structural analogs.

In fact, we suggest that they are more useful than the galaxies that are commonly chosen as Galaxy analogs, first because they

focus attention on features that are the subjects of current study and second because they show those features cleanly and with high amplitude. Galaxy analogs have generally been chosen to have similar spiral structure and either bulge-to-total mass ratios or bars. Galaxies that have similar bulge masses but no bars are inappropriate: our Galaxy contains no classical bulge (see below). Galaxies with similar bars are valid analogs, but our Galaxy may have a somewhat weak bar, and perhaps in consequence, it has irregular spiral structure. NGC 4565 and NGC 5746 are slightly more massive than our Galaxy and have similar bar mass fractions. Dynamics associated with bars, including all aspects of disk secular evolution (Kormendy & Kennicutt 2004; Kormendy 2013) are enhanced. It is easier to study their cleaner dynamics. On this basis, we suggest that these galaxies are practically the most useful Galaxy analogs. Figure 3 and Table 1 make these points more concrete.




FIG. 3.— Images of our Milky Way Galaxy (*top*, from Ness & Lang 2016), NGC 4565 (*left*, from Kormendy & Barentine 2010) and NGC 5746 (*right*, from Barentine & Kormendy 2012) illustrating the structural components in these galaxies as seen in the infrared. Panels (a) and (b) are PSF-deconvolved *Spitzer* IRAC 3.6  $\mu\text{m}$  negative images of NGC 4565 shown at different stretches to emphasize (a) the boxy bar and (b) an inner ring and disk pseudobulge. The disk pseudobulge detected by Kormendy & Barentine (2010) is the tiny bright spot at the galaxy center. Note that its scale height is smaller than that of the outer disk. Panel (d) shows the sum of the SDSS *gri* images of NGC 5746, and panel (e) shows the *Spitzer* IRAC 3.6  $\mu\text{m}$  image, again printed to show the boxy bulge (d) and the central disk pseudobulge surrounded by an inner ring (e). The contrast in the (b) and (e) panels has been enhanced over the originally published versions to better show the inner rings. Panels (c) and (f) show *Spitzer* IRAC 8  $\mu\text{m}$  negative images of NGC 4565 and NGC 5746, respectively. At this wavelength, emission from polycyclic aromatic hydrocarbons reveals ongoing star formation both in the tiny central disk pseudobulges and – in both galaxies – in inner rings and outer disks. Ongoing star formation is normal both in disk pseudobulges and in inner rings; this is in part how we recognize them (Kormendy & Kennicutt 2004). The observation that the inner rings are dark inside at 8  $\mu\text{m}$  means that the apparently dark inside that is seen at 3.6  $\mu\text{m}$  is not caused by dust absorption. Rather, the rings really are dark inside (i. e., at least as dark as the disk immediately outside the ring). Kormendy and Barentine therefore concluded that NGC 4565 and NGC 5746 are SB(r)b galaxies; that is, almost-edge-on analogs of the well known SB(r)b galaxy NGC 2523 (Hubble Atlas; see Kormendy & Barentine 2010, Figure 2, for a color illustration). Thus both NGC 4565 and NGC 5746 are structural analogs of the Milky Way, including almost-end-on bars and compact central disk pseudobulges. Because NGC 4565 and NGC 5746 also contain inner rings, it is interesting to ask whether our Galaxy contains an inner ring, too.



Table 1 quantifies features shown in Figure 3 and measured in Kormendy & Barentine (2010); Barentine & Kormendy (2012). NGC 4565 and NGC 5746 are giant galaxies, slightly bigger and more massive than our Galaxy. High mass is an advantage: structural components are bigger and the dynamics are cleaner and easier to measure with respect to measurement errors.

Bland-Hawthorn & Gerhard (2016) substantially advance the state of the art in their review of the properties of our Galaxy. They find that the stellar mass of the “bulge region” (we assume that this is the box structure) is  $(1.4 \text{ to } 1.7) \times 10^{10} M_{\odot}$ . This is  $0.3 \pm 0.06$  of the total stellar mass of our Galaxy. Within measurement errors, this is the same as the luminosity ratios  $\text{Boxy}/T \sim 0.3$  measured for NGC 4565 and NGC 5746 (Table 1 notes). But  $n$ -body models show that vertically thick, boxy (when seen edge-on) parts of bars are only part of the whole bar: they are embedded in vertically thin bars that are radially longer (Combes et al. 1990; Raha et al. 1991; Athanassoula 2005, 2013; Shen et al. 2010). Bland-Hawthorn & Gerhard estimate that the Galaxy’s thin bar has a stellar mass of  $(7 \pm 1) \times 10^9 M_{\odot}$ . Subtracting the nuclear disk mass, the complete bar then has a bar-to-total stellar mass ratio of  $\text{Bar}/T \simeq 0.42 \pm 0.09$ . This is close to the largest  $\text{Bar}/T$  ratio measured in face-on barred galaxies. So the dynamical processes associated with bars are expected to be clean and strong in all three galaxies.

Important to our confidence that components are interpreted correctly is the observation that the boxy bars (“pseudobulges”, because they form from disks) have exponential vertical density profiles (Sérsic 1968 index  $n \simeq 1$ ). Note that the scale height of the boxy structure in our Galaxy is smaller than those in NGC 4565 and NGC 5746. Only in the external galaxies is this scale height larger than that of the thin disk. It is possible that the bar strength in our Galaxy is overestimated. Given uncertainties in bulge-disk decomposition and given internal absorption in edge-on galaxies,  $\text{Bar}/T$  is uncertain in all three objects. Nevertheless, the boxy structure is clearcut in all three.

Relevance of NGC 4565 and NGC 5746 as Galaxy analogs depends on a comparison of further evolution-related structural features. An especially important aspect of bar-driven secular evolution is that it drives some disk gas toward the center where it forms stars and builds “disky pseudobulges” (Kormendy & Kennicutt 2004; Kormendy 2013 provide reviews). SB(r) galaxies such as NGC 4565 and NGC 5746 are relatively mature in that most gas has been evacuated inside the inner ring (Fig. 3). A sign of this is that inner ring galaxies almost never have dust lanes on the rotationally leading side of bars (Sandage 1975). These are interpreted (Athanassoula 1992) as the signature of gas shocks (e. g., Regan et al. 1997) that result from non-circular forces produced by bars and that result in gas

TABLE 1  
STRUCTURAL COMPONENTS OF OUR MILKY WAY, NGC 4565, AND NGC 5746

Parameter (1)	Milky Way (2)	NGC 4565 (3)	NGC 5746 (4)
Distance	$8.2 \pm 0.1$ kpc	14.5 Mpc	27.6 Mpc
Absolute magnitude $M_K$	-23.7	-24.8	-25.3
Outer circular-orbit $V_{\text{circ}}$	$220 \pm 20$ km s $^{-1}$	$244 \pm 5$ km s $^{-1}$	$311 \pm 8$ km s $^{-1}$
Nuclear cluster/T	0.00036	$\leq 0.00048$	$\leq 0.00008$
Disky pseudobulge/T	$0.03 \pm 0.01$	$0.06 \pm 0.01$	$0.136 \pm 0.019$
Boxy pseudobulge/T	$0.28 \pm 0.06$	$0.29 \pm 0.04$	$0.27 \pm 0.07$
(Thick + Thin Bar)/T	$0.42 \pm 0.09$	$> 0.29$	$> 0.27$
Nuclear cluster $r_e$	$4.2 \pm 0.4$ pc	unresolved	unresolved
Disky pseudobulge $z_0$	45 pc	90 pc	$100 \pm 13$ pc
Boxy pseudobulge $z_0$	$0.20 \pm 0.02$ kpc	0.74 kpc	$0.76 \pm 0.15$ kpc
Boxy pseudobulge $z$ Sérsic $n$	$\sim 1$	1	$1.16 \pm 0.18$
Thin disk $z_0$ at Solar radius	$0.30 \pm 0.05$ kpc	0.56 kpc	...
Thick disk $z_0$ at Solar radius	$0.90 \pm 0.18$ kpc	1.03 kpc	$1.2 \pm 0.1$ kpc
Bulge $r_e$ if $B/T = 0.01$	60–200 pc	100–800 pc	150–1000 pc

NOTES – Component mass or luminosity fractions (e. g., Nuclear cluster/T, where T is total) are in stellar mass for our Galaxy but in  $B$ - to  $K$ -band light for NGC 4565 and NGC 5746. Note that in our Galaxy, we have separate estimates of the mass in the boxy, thick bar and in the flat, thin bar and therefore can add these to estimate the complete bar-to-total stellar mass ratio. This is not possible in NGC 4565 and NGC 5746, so we can only conclude that  $\text{Bar}/T > \text{Boxy pseudobulge}/T$ . Note: Boxy pseudobulge/T is very uncertain for these edge-on dusty galaxies, even when (as it usually is) it is measured in the infrared. The values quoted are means: for NGC 4565, from Jensen & Thuan (1982), Simien & de Vaucouleurs (1986), Shaw (1993), and Salo et al. (2015), and for NGC 5746, from Andredakis, Peletier, & Balcells (1995), Pahre et al. (2004), Balcells, Graham, & Peletier (2007), and Salo et al. (2015). The values are plausible but not as robust as the formal error estimates suggest. We emphasize that a bar fraction of  $0.42 \pm 0.09$  for our Galaxy is uncomfortably large when compared to values that we see in face-on galaxies (e. g., Weinzirl et al. 2009). It is possible that  $\text{Bar}/T$  has slightly been overestimated. Barentine & Kormendy (2012) do not detect a nuclear point source in NGC 5746, but Balcells et al. (2007) find one that contributes 0.008% of the light. NGC 4565 is a Seyfert 1.9 (Ho et al. 1997; Ho & Ulvestad 2001), and NGC 5746 shows both  $H\alpha$  emission (Ho et al. 1995, 2003) and an AGN (González-Martín et al. 2006). So it is far from clear that either galaxy contains a nuclear star cluster. Most other parameters are from Bland-Hawthorn & Gerhard (2016) for our Milky Way, from Kormendy & Barentine (2010) for NGC 4565 and from Barentine & Kormendy (2012) for NGC 5746. Other parameters are from NED and Hyperleda. Abbreviations:  $r_e$  is effective radius, i. e., the radius that encompasses 1/2 of the light of the component;  $z_0$  is exponential scale height;  $B/T$  is the ratio of classical bulge to total  $K$ -band light. The last line shows the complete range of  $r_e$  for classical bulges with  $B/T = 0.01$  and hence  $M_V$  in Figure 17 of Kormendy & Bender (2012), assuming that  $V - K = 2.9$ .

flow toward the center. SB(r) galaxies are dynamically more mature than SB(s) galaxies in which spiral arms begin near the ends of bars (Sanders & Tubbs 1980). In them, pseudobulge building is more nearly finished. All three present galaxies are well known to be making stars, but only in small volumes near their centers (e. g., Fig. 3). These still-growing, disk pseudobulges have parameters listed in Table 1. Our Galaxy has a small disk pseudobulge that is clearly distinct from the boxy pseudobulge. It accounts for  $0.03 \pm 0.01$  of the total mass and is well known to show ongoing star formation (e. g., Yusef-Zadeh et al. 2009). Similar disk pseudobulges in NGC 4565 and NGC 5746 have  $0.06 \pm 0.01$  and  $0.14 \pm 0.02$  of the stellar masses. All three have scale heights  $z_0 \simeq 45$  to 100 pc that are much smaller than the thin disk scale heights. This – not apparent flattening – plus their ongoing star formation out of disk gas is why we call them “disk pseudobulges”.

Photometric decomposition of edge-on and face-on galaxies may differently distinguish boxy and disk pseudobulges. We may overestimate Bar/T and underestimate (Disk pseudobulge)/T in all three galaxies, as compared with how we would carry out photometric decomposition of face-on galaxies.

Our Galaxy also contains a tiny nuclear star cluster: (Nuclear cluster)/Total mass  $\simeq 0.00036$ . A central point source of light in NGC 4565 contributes 0.00048 of the light but could be an AGN (Ho et al. 1997; Ho & Ulvestad 2001). NGC 5746 is almost twice as far away as NGC 4565; a nuclear cluster is not securely detected. Nuclear star clusters generally consist of a mixture of old and young stars and often show star formation. Star formation in our Galaxy’s nucleus is discussed, e. g., in Feldmeier-Krause et al. (2015) and reviewed in Genzel et al. (2010). Thus the growth of nuclear star clusters must be secular. Their origin is not well understood. When there is a substantial bulge, dynamical friction can deliver globular clusters to the galaxy center (Tremaine et al. 1975). This is less easy in the lower-density Galactic bar. It would be interesting to check whether either galaxy contains a nuclear star cluster.

Do these galaxies contain classical bulges? The answer is “no” in our Galaxy and “not significantly” in NGC 4565 and NGC 5746. Kormendy et al. 2010 emphasize: “*we do not have the freedom to postulate classical bulges which have arbitrary properties (such as low surface brightnesses) that make them easy to hide. Classical bulges and ellipticals satisfy well-defined fundamental plane correlations (Kormendy et al. 2009 and Kormendy 2009 show these to the faintest luminosities).*” The smallest dwarf true elliptical (VCC 1199; Kormendy et al. 2009) could be hidden in either NGC 4565 or NGC 5746; it would imply bulge-to-total  $K$ -band luminosity ratios  $B/T \simeq 0.003$  and  $0.002$ , respectively. Classical bulges with  $B/T = 0.01$  would be hard to hide: their effective radii would clobber the tiniest structures seen in these galaxies (Table 1). Bigger bulges would be seen. For our Galaxy, a stronger conclusion is possible. The center is so close that there is no room to hide even the tiniest known classical bulge: the high surface brightness and large effective radius predicted from fundamental plane correlations (Kormendy et al. 2009; Kormendy & Bender 2012) would overwhelm the nuclear star cluster (Table 1).

From a hierarchical clustering point of view, NGC 4565,

NGC 5746, and our Galaxy are astrophysically similar, giant, and essentially pure-disk galaxies whose histories have been dominated by minor mergers and bar-driven secular evolution for most of the history of the Universe (Kormendy et al. 2010).

A final question is motivated by Figure 3. NGC 4565 and NGC 5746 clearly contain “inner rings” (de Vaucouleurs 1959; Sandage 1961; Buta et al. 2007) that, in face-on galaxies, surround the ends of bars. Given other similarities between these galaxies and our own, it is worth asking whether our Galaxy also could be an SB(r)bc galaxy. Distances to gas concentrations within our Galaxy are usually estimated based on measured line-of-sight velocities and the assumption of *circular orbits*. But a barred galaxy has significant noncircular rotation. Could the “3-kpc arm” of our Galaxy be an inner ring, as suggested by Sevenster & Kalnajs (2001)? Could some other feature be such a ring? No conclusions of this paper depend on the answer, but it would be an interesting addition to our understanding of the Milky Way.

The spectra were taken with the Marcario Low-Resolution Spectrograph (LRS) and the Hobby-Eberly Telescope (HET). LRS is named for Mike Marcario of High Lonesome Optics; he made the LRS optics but died before its completion. LRS is a project of the HET partnership and the Instituto de Astronomía de la Universidad Nacional Autónoma de México. The HET partners are the University of Texas at Austin, Pennsylvania State University, Ludwig-Maximilians-Universität München, and Georg-August-Universität, Göttingen. The HET is named in honor of its principal benefactors, William P. Hobby and Robert E. Eberly.

Much of this work was done while J.K. was supported by the Curtis T. Vaughan, Jr. Centennial Chair in Astronomy at the University of Texas at Austin. We are most sincerely grateful to Mr. and Mrs. Curtis T. Vaughan, Jr. for their many years of support for Texas astronomy. J.K. was also supported by NSF grant AST-0607490. R.B. is grateful to the Department of Astronomy of the University of Texas at Austin for the Tinsley Visiting Professorship during which much of this work was done. We thank the referee for a prompt and helpful report. We also thank Mike Rich for helpful correspondence on the ages of Galactic bulge stars and Ortwin Gerhard for helpful comments on the text and especially for pointing out the Sevenster & Kalnajs (2001) paper.

Figure 3 is based on observations made with the *Spitzer Space Telescope*, which is operated by JPL under contract with NASA. This work would not have been practical without extensive use of the NASA/IPAC Extragalactic Database (NED), which is operated by the Jet Propulsion Laboratory and the California Institute of Technology under contract with NASA. We also used the HyperLeda electronic database (Paturel et al. 2003) at <http://leda.univ-lyon1.fr> and the image display tool SAOImage DS9 developed by Smithsonian Astrophysical Observatory. Finally, we made extensive use of NASA’s Astrophysics Data System bibliographic services.

## REFERENCES

Andredakis, Y. C., Peletier, R. F., & Balcells, M. 1995, MNRAS, 275, 874  
 Athanassoula, E. 1992, MNRAS, 259, 345  
 Athanassoula, E. 2005, MNRAS, 358, 1477

Athanassoula, E. 2013, in Canary Islands Winter School of Astrophysics, Secular Evolution of Galaxies, ed. J. Falcón-Barroso & J. H. Knapen (Cambridge: Cambridge University Press), 305

- Athanassoula, E., & Misiriotis, A. 2002, *MNRAS*, 330, 35
- Balcells, M., Graham, A. W., & Peletier, R. F. 2007, *ApJ*, 665, 1084
- Barbary, B., Chiappini, C., & Gerhard, O. 2018, *ARA&A*, 56, 223
- Barentine, J. C., & Kormendy, J. 2012, *ApJ*, 754, 140
- Bender, R. 1990, *A&A*, 229, 441
- Bender, R., Saglia, R. P., & Gerhard, O. E. 1994, *MNRAS*, 269, 785
- Bland-Hawthorn, J., & Gerhard, O. 2016, *ARA&A*, 54, 529
- Blitz, L., & Spergel, D. N. 1991, *ApJ*, 379, 631
- Bureau, M., & Freeman, K. C. 1999, *AJ*, 118, 126
- Burstein, D., Faber, S. M., & Gonzalez, J. J. 1986, *AJ*, 91, 1130
- Buta, R. J., Corwin, H. G., & Odewahn, S. C. 2007, *The de Vaucouleurs Atlas of Galaxies* (Cambridge: Cambridge Univ. Press)
- Clarkson, W., Sahu, K., Anderson, J., Smith, T. E., Brown, T. M., et al. 2008, *ApJ*, 684, 1110
- Combes, F., Debbasch, F., Friedli, D., & Pfenniger, D. 1990, *A&A*, 233, 82
- Combes, F., & Sanders, R. H. 1981, *A&A*, 96, 164
- Conroy, C., Graves, G. J., & van Dokkum, P. G. 2014, *ApJ*, 780, 33
- de Vaucouleurs, G. 1959, *Handbuch der Physik*, 53, 275
- Dwek, E., Arendt, R. G., Hauser, M. G., Kelsall, T., Lisse, C. M., et al. 1995, *ApJ*, 445, 716
- Faber, S. M., Friel, E. D., Burstein, D., & Gaskell, C. M. 1985, *ApJS*, 57, 711
- Feldmeier-Krause, A., Neumayer, N., Schödel, R., Seth, A., Hilker, M., et al. 2015, *A&A*, 584, A2
- Freeman, K. C. 2008, in *ASP Conf. Ser. 396, Formation and Evolution of Galaxy Disks*, ed. J. G. Funes & E. M. Corsini (San Francisco, CA: ASP), 3
- Genzel, R., Eisenhauer, F., & Gillessen, S. 2010, *Rev. Mod. Phys.*, 82, 3121
- González-Martín, O., Masegosa, J., Márquez, I., Guerrero, M. A., & Dultzin-Hacyan, D. 2006, *A&A*, 460, 45
- Hill, G. J., Nicklas, H. E., MacQueen, P. J., Tejada, C., Cobos Duenas, F. J., et al. 1998, *SPIE*, 3355, 375
- Ho, L. C., Filippenko, A. V., & Sargent, W. L. W. 1995, *ApJS*, 98, 477
- Ho, L. C., Filippenko, A. V., & Sargent, W. L. W. 2003, *ApJ*, 583, 159
- Ho, L. C., Filippenko, A. V., Sargent, W. L. W., & Peng, C. Y. 1997, *ApJS*, 112, 391
- Ho, L. C., & Ulvestad, J. S. 2001, *ApJS*, 133, 77
- Howard, C. D., Rich, R. M., Clarkson, W., Mallery, R., Kormendy, J., et al. 2009, *ApJ*, 702, L153
- Howard, C. D., Rich, R. M., Reitzel, D. B., Koch, A., De Propriis, R., & Zhao, H. 2008, *ApJ*, 688, 1060
- Jensen, E. B., & Thuan, T. X. 1982, *ApJS*, 50, 421
- Kormendy, J. 2009, in *ASP Conf. Ser. 419, Galaxy Evolution: Emerging Insights and Future Challenges*, ed. S. Jogee, et al. (San Francisco, CA: ASP), 87
- Kormendy, J. 2013, in *Canary Islands Winter School of Astrophysics, Secular Evolution of Galaxies*, ed. J. Falcón-Barroso & J. H. Knapen (Cambridge: Cambridge University Press), 1
- Kormendy, J., & Barentine, J. C. 2010, *ApJ*, 715, L176
- Kormendy, J., & Bender, R. 2012, *ApJS*, 198, 2
- Kormendy, J., Drory, N., Bender, R., & Cornell, M. E. 2010, *ApJ*, 723, 54
- Kormendy, J., Fisher, D. B., Cornell, M. E., & Bender, R. 2009, *ApJS*, 182, 216
- Kormendy, J., & Illingworth, G. 1982, *ApJ*, 256, 460
- Kormendy, J., & Kennicutt, R. C. 2004, *ARA&A*, 42, 603
- Kuijken, K., & Merrifield, M. R. 1995, *ApJ*, 443, L13
- Kuijken, K., & Rich, R. M. 2002, *AJ*, 124, 2054
- Maihara, T., Oda, N., Sugiyama, T., & Okuda, H. 1978, *PASJ*, 30, 1
- Matteucci, F., & Romano, D. 1999, *Ap. Space Sci.*, 265, 311
- Merrifield, M. R. 1996, in *ASP Conf. Ser. 91, Barred Galaxies*, ed. R. Buta, D. A. Crocker, & B. G. Elmegreen (San Francisco: ASP), 179
- Merrifield, M. R., & Kuijken, K. 1999, *A&A*, 345, L47
- Nataf, D. M. 2016, *PAS Australia*, 33, 23
- Ness, M., Freeman, K., Athanassoula, E., Wylie-de-Boer, E., Bland-Hawthorn, J., et al. 2013, *MNRAS*, 430, 836
- Ness, M., & Lang, D. 2016, *AJ*, 152, 14
- Ortolani, S., Renzini, A., Gilmozzi, R., Marconi, G., Barbary, B., et al. 1995, *Nature*, 377, 701
- Pahre, M. A., Ashby, M. L. N., Fazio, G. G., & Willner, S. P. 2004, *ApJS*, 154, 235
- Paturel, G., Petit, C., Prugniel, Ph., Theureau, G., Rousseau, J., Brouty, M., Dubois, P., & Cambrésy, L. 2003, *A&A*, 412, 45
- Pfenniger, D., & Friedli, D. 1991 *A&A*, 252, 75
- Pfenniger, D., & Norman, C. 1990, *ApJ*, 363, 391
- Raha, N., Sellwood, J. A., James, R. A., & Kahn, F. D. 1991, *Nature*, 352, 411
- Ramsey, L. W., Adams, M. T., Barnes, T. G., Booth, J. A., Cornell, M. E., et al. 1988, *SPIE*, 3352, 34
- Regan, M. W., Vogel, S. N., & Teuben, P. J. 1997, *ApJ*, 482, L143
- Renzini, A. 1994, *A&A*, 285, L5
- Renzini, A. 2006, *ARA&A*, 44, 141
- Rich, R. M. 2013, in *Planets, Stars, and Stellar Systems, Volume 5*, ed. T. D. Oswalt & G. Gilmore (New York: Springer), 271
- Saglia, R. P., Fabricius, M., Bender, R., Montalto, M., Lee, C.-H., et al. 2010, *A&A*, 509, A61
- Salo, H., Laurikainen, E., Laine, J., Comerón, S., Gadotti, D. A., et al. 2015, *ApJS*, 219, 4
- Sandage, A. 1961, *The Hubble Atlas of Galaxies* (Washington: Carnegie Institution of Washington)
- Sandage, A. 1975, in *Stars and Stellar Systems, Vol. 9, Galaxies and the Universe*, ed. A. Sandage, M. Sandage, & J. Kristian (Chicago: Univ. of Chicago Press), 1
- Sanders, R. H., & Tubbs, A. D. 1980, *ApJ*, 235, 803
- Sérsic, J. L. 1968, *Atlas de Galaxias Australes* (Cordoba: Observatorio Astronomico, Universidad de Cordoba)
- Sevenster, M. N., & Kalnajs, A. J. 2001, *AJ*, 122, 885
- Shaw, M. 1993, *MNRAS*, 261, 718
- Shen, J., Rich, R. M., Kormendy, J., Howard, C. D., De Propriis, R., & Kunder, A. 2010, *ApJ*, 720, L72
- Simien, F., & de Vaucouleurs, G. 1986, *ApJ*, 302, 564
- Thomas, D., Maraston, C., & Bender, R. 2003, *MNRAS*, 339, 897
- Thomas, D., Maraston, C., Bender, R., & Mendes de Oliveira, C. 2005, *ApJ*, 621, 673
- Tremaine, S. D., Ostriker, J. P., & Spitzer, L. 1975, *ApJ*, 196, 407
- Weiland, J. L., Arendt, R. G., Berriman, G. B., Dwek, E., Freudenreich, H. T., et al. 1994, *ApJ*, 425, L81
- Weinzirl, T., Jogee, S., Khochfar, S., Burkert, A., & Kormendy, J. 2009, *ApJ*, 696, 411
- Worthey, G., Faber, S. M., González, J. J., & Burstein, D. 1994, *ApJS*, 94, 687
- Yusef-Zadeh, F., Hewitt, J. W., Arendt, R. G., Whitney, B., Rieke, G., et al. 2009, *ApJ*, 702, 178
- Zoccali, M., Renzini, A., Ortolani, S., Greggio, L., Saviane, I., et al. 2003, *A&A*, 399, 931