
ISA MAPPER: A COMPUTE AND HARDWARE AGNOSTIC DEEP LEARNING COMPILER

Matthew Sotoudeh^{1,2} Anand Venkat² Michael Anderson² Evangelos Georganas² Alexander Heinecke²
Jason Knight²

ABSTRACT

Domain specific accelerators present new challenges and opportunities for code generation onto novel instruction sets, communication fabrics, and memory architectures.

In this paper we introduce an intermediate representation (IR) which enables both deep learning computational kernels and hardware capabilities to be described in the same IR. We then formulate and apply *instruction mapping* to determine the possible ways a computation can be performed on a hardware system. Next, our *scheduler* chooses a specific mapping and determines the data movement and computation order. In order to manage the large search space of mappings and schedules, we developed a flexible framework that allows heuristics, cost models, and potentially machine learning to facilitate this search problem.

With this system, we demonstrate the automated extraction of matrix multiplication kernels out of recent deep learning kernels such as depthwise-separable convolution. In addition, we demonstrate two to five times better performance on DeepBench sized GEMMs and GRU RNN execution when compared to state-of-the-art (SOTA) implementations on new hardware and up to 85% of the performance for SOTA implementations on existing hardware.

1 INTRODUCTION

Modern computer programs are typically written in high-level programming languages that abstract away details of individual hardware architectures. To that end, a large body of work exists in the field of compilation techniques, the process of automatically translating high-level program descriptions into the low-level instruction set understood by the hardware. Crucially, there are usually many (infinite) mappings from high-level program to low-level executable, and the compiler is charged with finding a close to optimal (with respect to program size, execution time, or energy use) low-level executable that preserves the computational semantics of the high-level program.

Historically, existing work has focused on general-purpose compilers such as GCC and LLVM that compile general-purpose input programs written in high-level languages like C to a compute device following the traditional Harvard or Von Neumann architectures composed of caches in a memory hierarchy and single CPU operating on scalar or vector values.

¹Department of Computer Science, University of California, Davis ²Intel Corporation. Correspondence to: Jason Knight <jason.knight@intel.com>.

Unfortunately, in domains such as dense linear algebra, despite decades of compiler work it is still widely accepted that hand written and optimized assembly surpasses the performance of code output by today's standard compilers. Additionally, the demand for performance in these domains is driving further hardware innovation which only exacerbates these existing problems in this domain.

Some of the issues exhibited by general-purpose compilers such as GCC or LLVM are:

1. Such compilers assume that the code is being compiled for a single, synchronous compute unit or multiple devices with particular forms of parallelism and shared memory capabilities.
2. They assume a particular form of memory hierarchy, with a large main memory accessible by the CPU and a cache hierarchy on the chip that is managed completely by hardware.
3. They assume a scalar or vector instruction set, and are unable to map computations programs onto broader types of instructions like matrix multiplication.

In response to these issues, a number of *domain-specific* deep learning compilers have been proposed to address various aspects of the problem.

In particular, TVM (Chen et al., 2018a) builds on the work of Halide (Ragan-Kelley et al., 2013) to allow users to express computational kernels in a high level description language (essentially a “Tensor IR”) and then expose a device specific set of scheduling primitives for users to describe loop blocking, memory prefetching, and other considerations to lower the computational description to efficient code in LLVM intermediate representation (IR) or other representations. The requirement that users manually schedule kernels was partially addressed in the AutoTVM (Chen et al., 2018b) extension by leveraging learned cost models, but this still requires good initial schedules. In addition, current support for *pattern matching* larger blocks of compute such as a matrix multiplication from the finer grained IR of TVM is inflexible given the memory hierarchy and instruction set assumptions made in TVM.

PlaidML (Vertex.ai, 2017) has a similar “Tensor IR” called Tile, but uses parameterized cost models and careful memory hierarchy analysis to generate automatically-scheduled kernels. But again, both platforms still make strong assumptions about the underlying memory hierarchy and instruction sets supported by the individual compute units.

The Intel® nGraph™ (Cyphers et al., 2018) library and TensorFlow™¹’s XLA (Leary & Wang, 2017) compiler both take as input a higher level, coarser, graph based representation of a deep learning computation and then allow each hardware backend to choose how to lower the coarse grained deep learning computations to machine code. As an example, nGraph™’s CPU backend leverages the Intel® Math Kernel Library for Deep Neural Networks (Intel® MKL-DNN) and Eigen for much of the execution capabilities whereas the XLA CPU backend lowers operators to kernel library calls or LLVM IR. Both of these systems are capable of leveraging the compilation approach described in this paper with the appropriate lowering pass to the Tensor IR described in Section 2.

Less recent research has been published in the field of mapping computations onto complex instruction set (CISC) architectures, primarily using directed acyclic graphs to describe the computation. (Aho et al., 1989; Keutzer, 1987), for example, describe both the program and the supported instructions as graphs similar to SSA graphs used in LLVM, then perform a pattern matching step to find isomorphisms between the two. However, such approaches in general fall under the general-purpose language assumptions made by compilers like GCC and LLVM, limiting their usefulness in the deep learning domain because they cannot effectively analyze and exploit loop nests and loop-nest-reordering invariances that are extremely common in deep learning programs. Finally, they generally do not address the problem of actu-

ally scheduling memory movement and splitting up large computations over heterogeneous, parallel architectures.

Typically, the creation of hand written kernel libraries has been the workaround given the limitations mentioned previously, but these libraries also have several issues. First, the reliance on hand-written kernels means that each new hardware architecture and instruction set requires significant investment from the hardware vendor to even begin executing programs. Also, whenever significant, novel kernels are introduced, even existing devices require additions to the kernel library and/or compiler systems for support. And finally, even when lowering rules exist, the fact that such kernels are written and called in isolation to the rest of the program sometimes misses optimization opportunities such as operator fusion.

1.1 Our Approach

In this paper, we propose a compiler system to address these issues. In particular, we limit our domain of interest to machine learning programs such as those supported by TVM and PlaidML, and show how such a domain-specific compiler can automatically produce optimized executable programs for heterogeneous systems that, until now, have been unaddressed by all existing compilation approaches. We demonstrate the performance advantages of our approach in a variety of cases.

We break up the compilation problem into two steps. The first, *instruction mapping*, attempts to enumerate the multitude of ways that one program can be executed on all of the compute devices in the system. We show how, for a limited but common set of cases, we can perform this mapping with an automated and efficient algorithm. For more complex cases, we discuss how we extend this approach to support arbitrary programs as well. The second step is *scheduling*, which consists of a number of choices, including: which instructions to use, how to break up the computation, device allocation, and memory movement throughout complex memory hierarchies. Finally, we list the many combinatorial choices that must be made by the system and how they affect the final executable quality, then show how we provide a unified interface to making such choices, enabling future research to build on our system with new cost models and heuristics.

2 INSTRUCTION MAPPING

One of the major assumptions modern compilers make is that the instruction set they are compiling to (the language actually recognized by the hardware architecture) consists primarily of scalar and vector operations. Modern programming languages and compilers have been written so that multiple layers of IR can be *lowered* onto predominantly

¹Other names and brands may be claimed as the property of others.

scalar instruction sets. For example, in the matrix multiplication pseudo-code shown in Listing 1, the compiler could look at each line and apply lowering “templates” to translate each line into viable x86 instructions.

```
for i, j, k {
  C[i][j] += A[i][k] * B[k][j];
}
```

Listing 1. Pseudo-code for a matrix multiplication. For succinctness, we do not explicitly show the loop nest ordering. Traditional compilers are typically unable to analyze deep loop nests such as this one.

```
for i, x, d, ki, ko {
  C[i][x][ko] += A[i][x+d][ki]
                * B[d][ki][ko];
}
```

Listing 2. Pseudo-code describing a 1D convolution

However, as the instructions supported by hardware become more complex, lowering is not adequate because the granularity of the compiler IR is often lower than instructions offered by new hardware. For example, processing units may expose matrix multiplication instructions that can execute thousands of multiply-accumulate operations in a single cycle. A traditional compiler, which assumes scalar and vector instructions and works via statement-by-statement rewriting or limited template matching, would not be able to determine that the entire program in Listing 2 can be broken up and executed with a series of matrix multiplication instructions.

In some limited cases, a compiler might be able to support a textual template for such matrix-multiplication programs, but this template would be limited and not robust to syntactic changes like loop nest reordering or buffer transpositions that do not change the semantic meaning of the code. Furthermore, we also want to be able to schedule these larger instructions across smaller compute blocks without hardware support or explicit user direction as is the case today with most GPU and CPU programming models.

```
for b, i, j, k, di, dj, q, r {
  C[b][i][j][k] += A[b][s*i + di]
                  [s*j + dj][q]
                  * D[di][dj][q][r]
                  * P[c*q + r][k];
}
```

Listing 3. Pseudo-code describing a separable depthwise convolution

In other cases, the computation must be transformed at a coarse level of granularity to map to fixed-function accelerator compute blocks. For example, Listing 3 shows

pseudo-code for a separable-depthwise convolution (Sifre & Mallat, 2014), which is a relatively recent kernel used in the computer vision domain. This operation can be executed on matrix-multiplication and convolution accelerators, however when expressed in this type of IR, a number of transformations are required before the matrix-multiplication can be pattern matched directly. We developed our IR and compiler to be able to address these mapping and transformation challenges in the deep learning domain.

2.1 Representation

We represent both the program to be executed and the instructions exposed by the hardware in the same IR which then casts the overarching problem as one of finding isomorphisms between sub-computations in the “haystack” program and the “needle” program (describing a hardware instruction). We first motivate and describe the IR.

We focus our representation on a subset of programs, namely deep learning kernels. These usually consist of simple arithmetic operations (addition, multiplication, and subtraction) on scalar elements in high-dimensional arrays, with indices of the arrays being determined by affine combinations on a set of loop variables. Importantly, such kernels are almost always loop-order invariant when ignoring floating point associativity, which is typical in the deep learning domain. As an example, matrix multiplication is shown in Listing 1. This invariance makes such programs simpler to analyze and optimize than general-purpose programs, as all loop reordering operations are valid.

This property has been leveraged by deep learning compilers such as TVM and PlaidML, which similarly restrict their input domain to such dependency-free programs, but because they assume low-level instruction sets, these compilers do not need to perform a mapping analysis of their programs as we describe here.

```
forall i, j, k {
  tmp[i][j][k] := A[i][k];
  tmp[i][j][k] *= B[k][j];
  C[i][j] += tmp[i][j][k];
}
```

Listing 4. ISAMIR for a matrix multiplication

To support mapping, we break up a TVM compute description into a three-operand form, explicitly stating the individual (tensor) operations that compose the kernel. Our intermediate representation, “ISAMIR,” is shown in Listing 4. We effectively retain the iteration order-invariance of TVM while adding the requirement that each statement performs exactly one operation. This allows easier analysis over sub-computations that are important in the mapping process.

Notably, for analysis purposes, our system assumes that each statement (line) in the intermediate representation is executed in isolation over its entire iteration domain before executing the next statement. Thus, the “forall loop” surrounding the program is semantically different than a for loop in languages such as C, and here only serves to explicitly enumerate the loop axes themselves (and not state anything about iteration order). However, this is primarily for analysis purposes, and at execution time multiple statements can be executed in more efficient ways, if semantic equivalence can be proven.

Furthermore, as with three-operand formats in traditional compilers, this format requires a number of temporary buffers that would not be required in a TVM-like description. However, these are only necessary for analysis purposes, and will be removed or replaced before execution.

Formally, we define ISAMIR in terms of *statements* over *loop domains* that act on *expressions* referencing locations inside of *buffers*.

2.2 Deterministic Mapping

```
forall i, x, d, ki, ko {
    tmp[i][x][d][ki][ko] := A[i][x+d][ki];
    tmp[i][x][d][ki][ko] *= B[d][ki][ko];
    C[i][x][ko] += tmp[i][x][d][ki][ko];
}
```

Listing 5. ISAMIR for a 1D convolution

Starting with an example, we can imagine mapping a program such as the one dimensional convolution in Listing 5 to hardware supporting the transposition and matrix multiplication instructions. The latter as described in ISAMIR in Listing 4.

```
forall i, x, d, ki, ko {
    transpose(A, (1, 0, 2));
    transpose(C, (1, 0, 2));
    matmul(A[x+d][:][:], B[d][:][:],
           C[x][:][:]);
    transpose(C, (1, 0, 2));
}
```

Listing 6. “Mapped” ISAMIR for a 1D convolution

Listing 6 shows one form this mapping could take using a modified version of ISAMIR. To see the equivalence between Listing 5 and 4, note that the buffers “A”, “B”, and “C” are used in the same way between both programs. Furthermore, loop axes in the original program have corresponding axes in the mapped instructions, for example, k_i is used exactly as k ; as the minor and major dimensions on the right hand side of the first two statements, then it is summed

over in the final statement. Note that there were multiple choices for mapping the k axis, we only show one here.

In the general case, we wish to determine a *buffer map*, *dimension map*, and *axis map* between the haystack and needle programs, after which we can rearrange the dimensions and axis such that the mapped dimensions and axis are inner-most in the computation and can be replaced by a single instruction call. For a well-defined subset of cases (such as single-reductions into output buffers) such mappings preserve semantic equivalence with the input program.

To perform this mapping process in general, we represent each buffer access expression as a matrix, with buffer dimensions on the rows and loop axis on the columns. Now we can express buffer and axis maps as *permuted subsets* of the matrix rows and columns, respectively. The goal now becomes to select rows and columns, along with their orderings, from the haystack matrices such that the selected sub-matrix is equivalent to the one exposed by the target instruction.

Effectively, and similar to the representations used in many polyhedral compilation techniques, these matrices map from the values of the loop axis at a particular iteration to a specific element in the buffers to be acted upon. When combined with the domains of the loop axis and the fundamental operation to be executed (such as “*=” and “+=”), these matrices fully describe the computation that is being performed. Thus, mapping equivalent sub-portions of these matrices intuitively maps equivalent sub-computations between two programs.

Notably, by treating these matrices as graphs, our problem is isomorphic to the bipartite subgraph isomorphism problem which has complexity no greater than the general subgraph isomorphism problem $\mathcal{O}(n^{0.729w})$ where n and w are the number of vertices of the graph representation of the source program and target hardware instruction respectively (Nešetřil & de Mendez, 2012).

Taking inspiration from existing subgraph isomorphism solvers (Cordella et al., 2004), we devise a dynamic programming algorithm that recursively attempts to map buffer dimensions and axes until all possibilities are exhausted or a mapping does not hold. Notably, the recursive nature of this mapping means that entire “branches” of possible mappings can be ignored as soon as one of the mappings is shown not to hold. We utilize a number of heuristics to further speed up the algorithm, and its execution time was negligible for all tested programs.

2.3 IR Transformations

Although the deterministic mapper is able to automatically and efficiently determine isomorphisms in many real-world programs, there are classes of programs where matching is

insufficient alone. For example, in separable-depthwise convolutions shown in Listing 3, an additional multiplication is inserted into the computation. In this case, the deterministic mapper will refuse to map the programs, as the operation order does not match. For these cases, we must introduce additional IR transformations for the mapping process described above to work more broadly. For example, in the separable-convolution example, we can factor part of the second multiplication outside of the summation, resulting in a semantically-identical program with syntactically different statements. At this point, the deterministic mapper can identify the (now obvious) isomorphism between the first three instructions and a matrix multiplication, while the last two instructions can be mapped to a dot product instruction (or, with further transformations, a matrix multiplication).

ISAM’s IR and implementation support arbitrary transformations of this form, as long as they follow an established interface for transformation passes. Notably, these transformations may sometimes be applied indefinitely, such as a pass that adds new, size-1 dimensions to a tensor (to express a remove-dimension transformation from the needle program). In addition, there is no clear order in which to apply these passes such as to always expose the desired mapping to the deterministic mapper. For these reasons, the non-deterministic mapper actually creates a *search space* in which the system must search for an ideal series of transformations and mappings.

Although, on first glance, this appears to be a significant problem, we have found in practice that the search space can be effectively managed. First, the set of applicable transformations is very small. For a majority of operations, no search is necessary. For situations in which search is necessary, it appears that a small set of core algebraic transformations (expressing fundamental algebraic facts such as associativity, commutativity, and distributability) are effectively able to describe the majority of relevant transformations.

Additionally, we have found that the deterministic mapper can be used to provide feedback to the IR transformation search. For example, in the separable-convolution example above, the deterministic mapper can report where and why it failed to map – in this case, because the third operation was a multiplication instead of an addition. The non-deterministic mapper can then use this information, along with prior knowledge of what the factorization pass does, to determine that performing the factorization pass would make the needed change. For all of the use cases we have experimented with, this feedback has been all that was needed to effectively map to matrix multiplication instructions (obviating the need for further search techniques).

Notably, while the deterministic mapper returns axis and dimension maps, the deterministic mapper paired with the

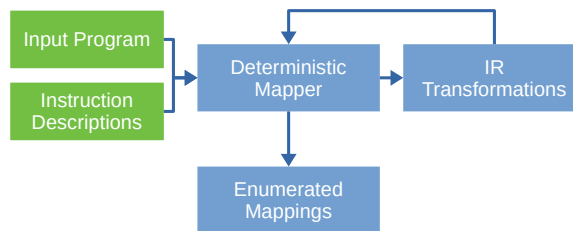


Figure 1. ISAM combines a fast but limited “deterministic mapper” with a set of “IR transformations” to effectively map complex computations onto tensor-level instruction sets.

IR transformer actually returns a set of possible mappings, each one with an associated series of needed transformations and resulting axis- and dimension-maps.

Thus, the entire mapper system can be seen as a loop, shown in Figure 1, where the non-deterministic mapper is constantly sampling points from the search space, and the deterministic mapper is analyzing each of those points for potential mappings. The result of this process is a set of transformations, each with an associated set of axis and dimension mappings.

2.4 Instruction Selection

This system often produces multiple different potential mappings for a single input program or set of statements. For example, anything that can be mapped to a matrix multiplication instruction could also have been mapped to a dot product instruction. Similarly, some architectures may expose “fused” instructions, for which the system can choose whether to call two independent instructions serially or the single fused instruction. We discuss our general approach to making such compiler choices in Section 4, but we found that a reasonable heuristic is to pick the non-overlapping instructions that lead to the minimum number of final instructions used.

3 SCHEDULING

Now that we know which instruction we wish to use to compute each portion of the source program, the system must actually produce executable instructions that can be executed on the target devices.

3.1 Compile-Time Scheduling Approach

Many existing deep learning compilers (Chen et al., 2018a; Vertex.ai, 2017; Leary & Wang, 2017; Vasilache et al.) make use of *static scheduling*, where the computation is broken up into *scheduling* (or compilation) and *execution* phases.

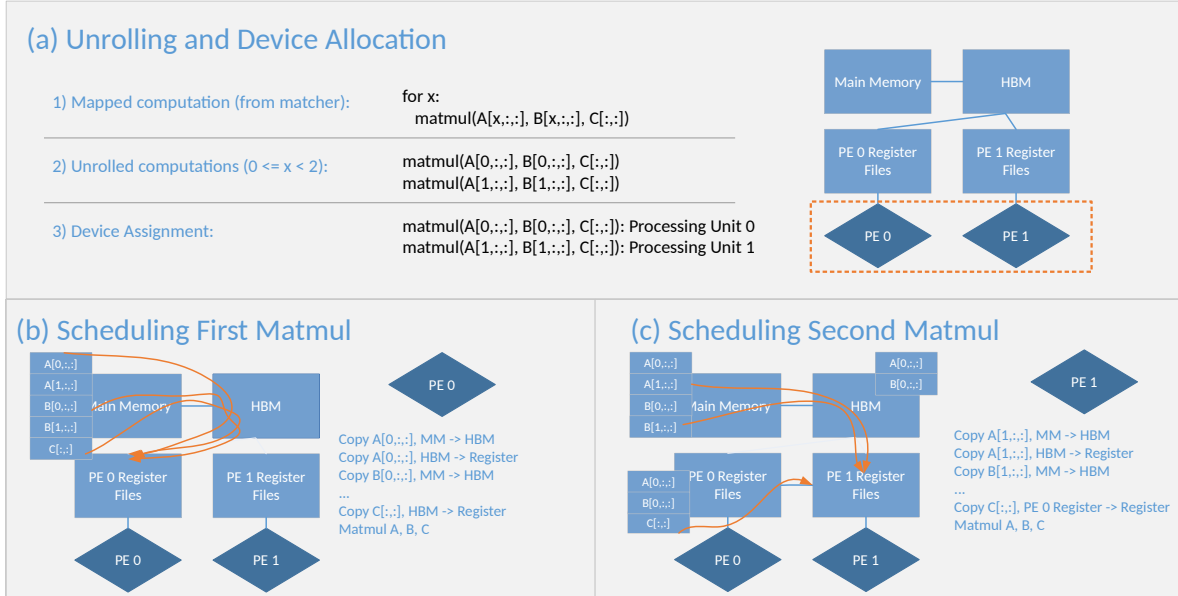


Figure 2. In this small example, we attempt to execute two matrix multiplication instructions then sum the products together into the C matrix. First, we need to determine an unrolling order and device allocation (a) for each individual instruction. In this example, we assume that our architecture has two processing units with separate registers. After allocation and unrolling (b), ISAM determines how to move the appropriate memory onto the appropriate computation devices using graph traversals and the approach class described in Section 4, where the system records the necessary data movement commands and which device needs to execute them by labels attached to the graph hardware representation. For subsequent compute instructions (c), the latest version of data layout is considered which enables efficient data reuse amongst computing devices and registers. When data is updated in place, static cache invalidation is performed to invalidate other copies of that data across the graph.

During the scheduling phase, the system emits a series of instruction calls that can later be executed to produce the desired output. This scheduling approach is unable to adapt to changing hardware or program conditions, but produces zero runtime overhead.

ISAM also performs static scheduling, as we have found the overhead of runtime scheduling too great for the limited benefits. Our static scheduler operates through a “dry-run” approach where it attempts a simulated execution of the program, while recording the instructions and associated system state needed to perform the needed computation. This instruction record is then stored for final execution.

3.2 System Description Graph

In order to flexibly schedule across a wide variety of future systems, we utilize a *system description graph* as an abstraction layer for the underlying hardware. This graph is provided by the user to describe the machine they wish to execute their program on. The system description graph contains three types of nodes: *compute nodes* that expose support for computational instructions, *memory nodes* that

contain information about available size and allocation instructions, and *data movement nodes* that describe instructions used for moving data between memory nodes (essentially edges between the memory nodes).

Notably, these nodes are critical objects which interact during the scheduling process by retaining the system state during scheduling. For example, each compute node contains the list of the instructions that it will execute at runtime, memory nodes contain a compile-time list of memory buffers that the system will allocate on them, and edges encode the device or devices that can emit instructions to control memory movement across them. In this way, the graph nodes themselves operate similarly to a hardware abstraction layer (HAL) in a traditional compiler.

3.3 Unrolling

In order to analyze data dependencies more accurately, the first step of the scheduling process is to *unroll* the computation, imposing an explicit order on the sub-computations (instruction calls) to be made. We refer to these sub-computations as *compute tiles*, and each will be associated

with a single call to the underlying instruction. In parallel computations, this determines the *dependency order* – if two different devices need to update the same memory, the one earlier in the unrolling will have priority and the second will be dependent on the first’s completion. We describe how this choice is made in Section 4, but a reasonable heuristic is to place computations which use the same memory close together in the unrolling.

3.4 Device Allocation

In the general case, there may be multiple physical devices which can execute a given instruction. For example, in our test architecture described later, each of the individual compute units can execute a matrix multiplication operation. The system must decide which compute unit will run which portion of the computation (compute tile). We discuss how this choice is made in Section 4, but a reasonable heuristic must balance memory locality with exploitation of compute parallelism.

3.5 Scheduling Memory Movement

At this point through scheduling, we have assigned compute statements to devices and their order. However, we have not expressed how the compute devices will access the data they need to compute on. For this, we keep track of where any given piece of data is in the system at any given stage in the execution process.

For example, before any computation is run, we assume that all relevant memory buffers are stored in the system memory. Now, imagine we wish to execute a matrix multiplication instruction on a particular compute unit in our test architecture described in Section 5, reading data buffers “A”, “B”, and “C”, then writing to buffer “C”. We first ask the compute unit’s representative node in our system graph which memory units each operand for the desired instruction may be in before execution. In this step, the compute unit’s node itself can expose limitations such as a requirement that all operands be on different register files.

In order to place the data in one of these executable locations, the compiler must first decide which currently-stored location it wants to copy the data from (for example, if a copy of a network’s weights are stored both on the host memory and on the on-chip HBM), then which location it wants to copy the data to (for example, if there are multiple register files), and finally which path of intermediate nodes and copy instructions it wants to use to move the data (for example, if data must be copied to an HBM unit before it can be copied to the actual register file). All of these problems are difficult and, in many cases, architecture-specific. We describe our general approach to such choices in Section 4, however there are often good architecture-specific “template paths” that can be used for heuristics (for example,

copying from main memory to an HBM to a register file) and simply finding a shortest-path tends to work relatively well. Additionally, there are more concerns than simply the raw latency between memory units. For example, evicting resident data from registers or HBM to make space for the desired data may have ripple effects and can multiply the required memory bandwidth.

Furthermore, as many memory movement paths involve multiple memory units, we keep track of intermediate copies of buffers as they are copied throughout the system, allowing the scheduler to use these intermediate copies later as essentially cached copies of the data. In this way, our scheduler can utilize explicitly-allocated memory units as cache devices. However, when data is written to a copy of a buffer in one location, our scheduler must perform a “virtual” *cache invalidation* to note that all previous copies of the data are now out-of-date.

3.6 Scheduling Recurrent Models

Recurrent models that execute groups of computations repetitively pose additional challenges and opportunities for scheduling. For example, a GRU cell may be executed hundreds of times in a model’s execution. Some compilers unroll these RNN loops to reduce the problem back to standard scheduling. However, this approach is expensive at compile-time, places further challenges on memory optimization passes, and limits flexibility for dynamic RNN length control.

Ideally, we would like to schedule a finite number of steps at compile-time and invoke these sub programs dynamically at execution-time, but naively scheduling the computation once is not sufficient since the buffers may not be in the same location after the computation as they were in the beginning. Also, scheduling with awareness of repeated execution offers additional optimization opportunities such as persistent weights. To address this, ISAM explicitly exposes the concept of a recurrent loop and schedules these loop bodies specially three separate times. First is the *priming iteration*, which performs one instance of the computation, then leaves the data buffers as close to the compute devices as possible. Next is the *recursive iteration*, which executes on the data buffers from the priming iteration and ensures all outputs overwrite the appropriate inputs. Finally, the scheduler emits a *finish iteration*, which performs the computation a final time and places the data buffers where they will be needed by the next instruction in the program. At execution time, a driver first executes the priming iteration, then the recursive iteration as many times as necessary, and finally executes the finish iteration.

4 APPROACHES: UNIFIED INTERFACE TO COMPILER CHOICES

Throughout the compilation process described in the previous sections, a number of choices have to be made that directly affect the efficiency of the generated executable. These choices include the strategy for interleaving deterministic mapping with IR transformations, choosing a single instruction mapping, tiling factors, unrolling order, device allocation, and memory movement plans.

Throughout the text we have described a few heuristics for these choices and ISAM implements these heuristics cleanly separated from the core compiler. But, for future work we would like to explore a number of other approaches, including Monte Carlo tree search combined with cost modeling and/or machine learning-guided methods. In order to facilitate this future work we developed and employed a single interface to all such choices made by ISAM in the form of an “Approach” class. This decoupling of compiler infrastructure and heuristics is similar to optimization pass interfaces in compilers such as LLVM, but operates at multiple levels of ISAM as opposed to a single middle optimization layer. This should enable rapid development of additional heuristics and techniques in the compiler landscape.

In our reported results (Section 6) we utilize an Approach class that contains a number of heuristics specific to the test architecture described next, primarily to limit the search space of possible memory paths and place computations using the same memory physically close to each other.

5 CASE STUDY ARCHITECTURE

While the ISAM architecture is hardware-agnostic, we tested the principles against both an existing CPU architecture and a novel deep learning architecture which exhibits many of the challenges discussed previously. This latter processor is made up of many compute units that can execute native matrix instructions (such as matrix multiplication), element-wise operations (useful for activation functions), and matrix-wide reductions (such as sum or max), in addition to other special purpose units for common operations and control flow. Furthermore, on-chip “clusters” of these compute units are programmed with the same instruction stream and share a set of large register files, while there are several high-bandwidth memory modules to enable rapid access to memory too large for the register files. There are a number of host and device-side instructions to move memory between register files, processing units, and high-bandwidth units. Generally speaking, the processing units can only execute instructions on data in their respective register files, and further restrictions on how many times a single register file can be used in an operation exist as well. All of the memory units in this system are explicitly

managed, so there is no cache hierarchy.

This architecture presents a challenging problem for compilers with significant use of tensor-level instructions, large amounts of parallelism, and a complex, explicitly-managed memory hierarchy.

This test architecture has a hand-optimized kernel library developed for it which provides our performance baseline. For common operations and tensor sizes, the kernels in this library are able to achieve nearly-theoretical maximum utilization of the architecture.

In Section 6 we compare cycle count comparisons between ISAM-generated kernels and those from the existing kernel library. Due to a number of profiling differences and issues between the kernel library and ISAM, these numbers do not include memory movement to or from the main memory (which should be equivalent for both approaches anyways), and ISAM kernels have some additional overhead compared to the kernel library because of the less-efficient way our system calls the device driver.

6 RESULTS

6.1 Mapper

We first attempted to test the effectiveness of our mapping system, as described in Section 2. To this end, we compiled a small set of newer convolution kernels and RNN cells (including depthwise and separable depthwise convolution and GRU cells), then used ISAM to map these kernels to a system with matrix multiplication/manipulation and element-wise instructions. We found that, our mapper was successfully able to determine the expected mappings in all cases. Note that all previous work requires this mapping to be explicitly specified by the programmer.

In addition, we found that, by exposing BLAS methods as “instructions” to ISAM, we can map the convolutions onto BLAS calls on x86 devices as well. In Section 7, we also show how to effectively target x86 by using ISAM mappings with TVM and LLVM. These results demonstrate how the system can be effectively utilized even on existing devices supporting scalar and vector instructions.

6.2 Scheduler

6.2.1 GEMM

Next, to test the effectiveness of ISAM’s scheduling we performed single matrix multiplications with sizes from DeepBench (Baidu, 2017) and a internal size list representing real-world usage patterns for the architecture. We report a selection of the results in Figure 3. For confidentiality reasons, Figures 3 through 4 have been normalized by the minimum value displayed on the plot to conserve relative

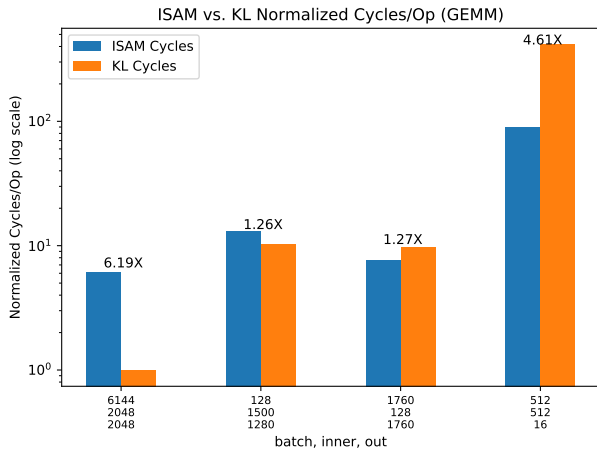


Figure 3. A selection of results comparing cycles per operation for ISAM and the kernel library (“KL”) when performing a matrix multiplication. When the existing library is optimized for a given size, it can perform well over five times faster than our generated kernels. However, for many other sizes that are less common or significantly different than the library’s intended focus, ISAM can produce programs competitive with or significantly faster than the existing KL. We believe that further heuristics and cost modeling can significantly improve ISAM’s performance.

differences. (thus, the ratio of any two data points is accurate, but the absolute value or difference is not provided).

First, in configuration (a) when the kernel library (KL) is well-optimized for a particular size, it can significantly outperform our generated kernels. This is due to the large amount of prior knowledge, experimentation, and engineering effort that the library authors put into optimizing this operation for this device. By contrast, our system has only a few heuristics to use when scheduling a kernel. This demonstrates the continuing value in hand-optimization hot spots, a role which kernel libraries are still well-suited to fill. However, we find with configurations (b) - (c) that for many shapes which the existing library has not yet been optimized for (due to less common demand for these operation sizes), ISAM can produce comparable or slightly better-performing kernels. Finally, for shapes such as configuration (d) which do not currently fit the algorithm used in the kernel library well, ISAM can produce significantly faster kernels.

We note, again, that this benchmark (matrix multiplication) is one which is quite challenging to our system, since it is already well-optimized by the kernel library in many cases, and there is no opportunity for ISAM to perform inter-operation fusion. Nevertheless, we have found that there are situations in which ISAM can produce performant kernels, which can temporarily be used in place of the kernel library and as a starting point for hand-optimization.

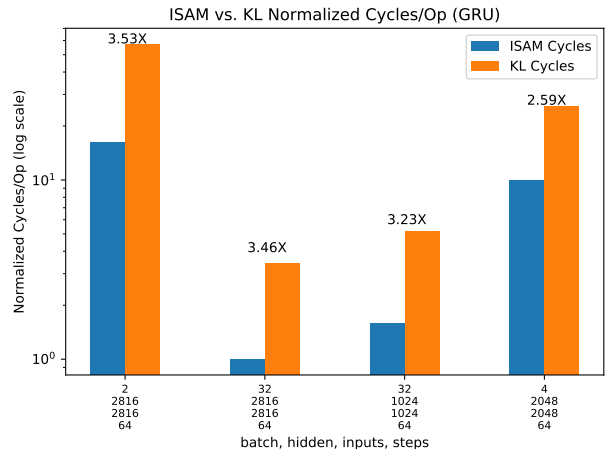


Figure 4. A selection of results comparing cycles per operation for ISAM and the kernel library (“KL”) when executing a GRU cell. Although the KL outperforms ISAM for many of the underlying operations in the GRU cell (see Figure 3), ISAM utilizes inter-operation fusion and memory reuse opportunities to outperform the equivalent KL computations.

After comparing ISAM generated kernels against KL kernels, we found that ISAM would often schedule computations in a way that causes only one processing unit in a pair to be active, halving our utilization of the chip. These types of optimizations are well suited to augment the existing heuristics implemented in Approach classes and remain future work.

6.2.2 GRU

To test whether ISAM’s potential to benefit recurrent computations, such as leaving re-used data on register files between kernels or pipelining kernels we compiled and executed a GRU recurrent neural network over 128 steps, using matrix shapes adapted from the DeepBench (Baidu, 2017) standardized benchmark. A selection of our results are presented in Figure 4.

As these results show, ISAM out-performed the composition of kernel-library operations in all tested GRU cases due to the better fusion of operations and better intermediate storage that ISAM schedules automatically.

7 APPLICABILITY TO GENERAL PURPOSE ARCHITECTURES

As demonstrated above, our methodology can yield very good results on the chosen case study architecture with matrix instructions. However, the majority of today’s machines running deep learning applications are stock CPUs and GPUs. Therefore it is extremely valuable to demon-

strate if the principles behind ISAM can be used to reach close to peak performance on those architectures. Recently, LIBXSMM (Georganas et al., 2018) demonstrated close to peak performance on modern x86 CPUs through the use of hand-optimized “micro-kernels” (such as 32x32 matrix multiplications) using similar concepts as ISAM (“dry-run” static scheduling by dynamic programming optimizations (Demmel & Dinh, 2018), “replay” execution of optimized instruction streams per PE/core) then manually mapping large computations to these efficient micro-kernels. However, the reliance on manually-optimized micro-kernels and hand-written lowering rules makes LIBXSMM similar to the kernel library on our test architecture.

There are number of ways to use an ISAM-like system to schedule computations on a traditional, x86 CPU. First, scalar instructions can be represented in ISAMIR and the system can be run as normal. However, this is difficult for ISAM, as there are a large number of x86-specific heuristics that would need to be exposed to ISAM to produce code comparable with LLVM or GCC. Next, methods such as GEMM from BLAS-like kernel libraries can be exposed as “pseudo-instructions” to ISAM, allowing ISAM to schedule programs in a similar way to our test architecture with matrix multiplication instructions while benefiting from the hand-optimizations in the kernels. We have demonstrated that this is possible in Section 6.1. Finally, we have found that existing compilers such as LLVM can produce extremely performant output if the input program is reordered to a form that LLVM can correctly analyze. For example, if the loop nests and buffer dimensions in a convolution are reordered such that the inner-most loops and most-minor buffer dimensions are ordered similar to a matrix multiplication, LLVM will automatically optimize that block of code using device- and algorithm-specific heuristics. In this way, we can compile programs to x86 devices in a “full-stack” (but still efficient) manner, without hand-written kernel libraries.

To that end, we can use the mappings found by ISAM to reorder the loop nests and buffer dimensions in a program in such a way that LLVM can automatically recognize and optimize such matrix multiplications, then output LLVM IR and have LLVM perform the final scheduling and compilation. Although, for future work, we could write an “LLVM Backend” to do this completely from ISAM (or expose the LLVM-recognized matrix multiplication as an instruction), we found that re-using existing work such as TVM would allow us to re-use existing device- and LLVM-specific heuristics in that system more quickly than rewriting them for the ISAM system. To that end, following (Georganas et al., 2018), we utilize the mappings that ISAM can find between large convolution and small matrix multiplications to schedule convolutions in TVM in such a way that LLVM can correctly optimize the underlying matrix multiplication

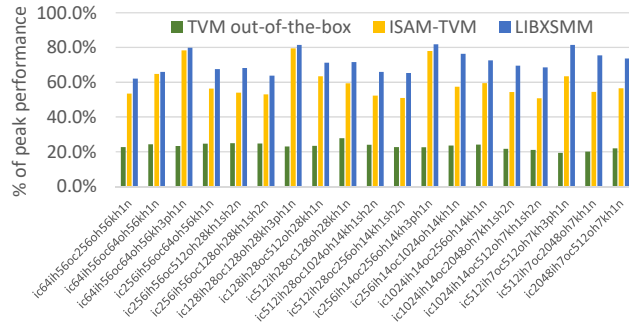


Figure 5. Comparing peak performance on an Intel® Xeon® Scalable Platinum 8180 processor for TVM, ISAM-TVM and LIBXSMM when executing all ResNet-50 layers with the very small minibatch 28.

instructions after TVM generates and compiles LLVM IR. We refer to this combined system as “ISAM-TVM.”

In order to evaluate the performance of our ISAM-TVM prototype, we run all inner ResNet-50 layers using TVM out-of-the-box, ISAM-TVM and LIBXSMM on a single socket Intel® Xeon® Scalable Platinum 8180 CPU with 28 cores at Intel® Advanced Vector Extensions (Intel® AVX) 512 base-frequency of 1.7 GHz delivering 3.05 TFLOPS peak performance in single precision. Figure 5 depicts the achieved performance and confirms ISAM’s general applicability to CNNs using a small matmul approach for a very small minibatch of 28. Our ISAM-TVM is able to achieve up 85% of the KL LIBXSMM (version 1.9-1999) when weighting all layers by their floating point operations and is able to clearly outperform the default TVM code generation. Both ISAM-TVM and LIBXSMM are able to achieve a high fraction of the 3.05 TFLOPS peak performance for all layers under investigation. The used memory layout is NCHWc16 for activations and KCRSc16k16 for weights as in (Georganas et al., 2018).

8 CONCLUSION

By focusing on a narrower domain of deep learning computation, we were able to formulate an intermediate representation which is able to encode a broad variety of common operations and is amenable to efficient pattern matching for existing and exotic new hardware instruction sets. Then by building this matcher and a static scheduler over a flexible graph hardware abstraction, we were able to generate efficient code for two hardware architectures when compared to more traditional classical kernel library approaches.

REFERENCES

- Aho, A. V., Ganapathi, M., and Tjiang, S. W. Code generation using tree matching and dynamic programming. *ACM Transactions on Programming Languages and Systems (TOPLAS)*, 11(4):491–516, 1989.
- Baidu. DeepBench: Benchmarking deep learning operations on different hardware, 2017. URL <https://github.com/baidu-research/DeepBench>.
- Chen, T., Moreau, T., Jiang, Z., Shen, H., Yan, E., Wang, L., Hu, Y., Ceze, L., Guestrin, C., and Krishnamurthy, A. Tvm: End-to-end optimization stack for deep learning. *arXiv preprint arXiv:1802.04799*, 2018a.
- Chen, T., Zheng, L., Yan, E., Jiang, Z., Moreau, T., Ceze, L., Guestrin, C., and Krishnamurthy, A. Learning to optimize tensor programs. *arXiv preprint arXiv:1805.08166*, 2018b.
- Cordella, L. P., Foggia, P., Sansone, C., and Vento, M. A (sub)graph isomorphism algorithm for matching large graphs. *IEEE Transactions on Pattern Analysis and Machine Intelligence*, 26(10):1367–1372, 2004.
- Cyphers, S., Bansal, A. K., Bhiwandiwalla, A., Bobba, J., Brookhart, M., Chakraborty, A., Constable, W., Convey, C., Cook, L., Kanawi, O., et al. Intel ngraph: An intermediate representation, compiler, and executor for deep learning. *arXiv preprint arXiv:1801.08058*, 2018.
- Demmel, J. and Dinh, G. Communication-optimal convolutional neural nets. *CoRR*, abs/1802.06905, 2018. URL <http://arxiv.org/abs/1802.06905>.
- Georganas, E., Avancha, S., Banerjee, K., Kalamkar, D., Henry, G., Pabst, H., and Heinecke, A. Anatomy Of High-Performance Deep Learning Convolutions On SIMD Architectures. *ArXiv e-prints*, August 2018.
- Keutzer, K. Dagon: Technology binding and local optimization by dag matching. In *Proceedings of the 24th ACM/IEEE Design Automation Conference, DAC '87*, pp. 341–347, New York, NY, USA, 1987. ACM. ISBN 0-8186-0781-5. doi: 10.1145/37888.37940. URL <http://doi.acm.org/10.1145/37888.37940>.
- Leary, C. and Wang, T. XLA: Tensorflow, compiled! TensorFlow Dev Summit, 2017.
- Nešetřil, J. and de Mendez, P. O. Sparsity: Graphs, structures, and algorithms, volume 28 of algorithms and combinatorics, 2012.
- Ragan-Kelley, J., Barnes, C., Adams, A., Paris, S., Durand, F., and Amarasinghe, S. Halide: a language and compiler for optimizing parallelism, locality, and recomputation in image processing pipelines. *ACM SIGPLAN Notices*, 48(6):519–530, 2013.
- Sifre, L. and Mallat, S. *Rigid-motion scattering for image classification*. PhD thesis, Citeseer, 2014.
- Vasilache, N., Zinenko, O., Theodoridis, T., Goyal, P., DeVito, Z., Moses, W. S., Verdoolaege, S., Adams, A., and Cohen, A. Tensor comprehensions: Framework-agnostic high-performance machine learning abstractions. *arXiv preprint arXiv:1802.04730*.
- Vertex.ai. Announcing PlaidML: Open source deep learning for every platform, 2017. URL <http://vertex.ai/blog/announcing-plaidml>.