

# An Analysis of Attention Mechanisms: The Case of Word Sense Disambiguation in Neural Machine Translation

Gongbo Tang<sup>1</sup> Rico Sennrich<sup>2,3</sup> Joakim Nivre<sup>1</sup>

<sup>1</sup>Department of Linguistics and Philology, Uppsala University

<sup>2</sup>School of Informatics, University of Edinburgh

<sup>3</sup>Institute of Computational Linguistics, University of Zurich

firstname.lastname@{lingfil.uu.se, ed.ac.uk}

## Abstract

Recent work has shown that the encoder-decoder attention mechanisms in neural machine translation (NMT) are different from the word alignment in statistical machine translation. In this paper, we focus on analyzing encoder-decoder attention mechanisms, in the case of word sense disambiguation (WSD) in NMT models. We hypothesize that attention mechanisms pay more attention to context tokens when translating ambiguous words. We explore the attention distribution patterns when translating ambiguous nouns. Counter-intuitively, we find that attention mechanisms are likely to distribute more attention to the ambiguous noun itself rather than context tokens, in comparison to other nouns. We conclude that attention mechanism is not the main mechanism used by NMT models to incorporate contextual information for WSD. The experimental results suggest that NMT models learn to encode contextual information necessary for WSD in the encoder hidden states. For the attention mechanism in Transformer models, we reveal that the first few layers gradually learn to “align” source and target tokens and the last few layers learn to extract features from the related but unaligned context tokens.

## 1 Introduction

Human languages exhibit many different types of ambiguity. Lexical ambiguity refers to the fact that words can have more than one semantic meaning. Dealing with these lexical ambiguities is a challenge for various NLP tasks. Word sense disambiguation (WSD) is recognizing the correct meaning of an ambiguous word, with the help of contextual information.

In statistical machine translation (SMT) (Koehn et al., 2003), a system could explicitly take context tokens into account to improve the translation of ambiguous words (Vickrey et al., 2005). By con-

trast, in neural machine translation (NMT) (Kalchbrenner and Blunsom, 2013; Sutskever et al., 2014; Cho et al., 2014), especially in attentional NMT (Bahdanau et al., 2015; Luong et al., 2015), each hidden state incorporates contextual information. Hence, NMT models could potentially perform WSD well. However, there are no empirical results to indicate that the hidden states encode the contextual information needed for disambiguation. Moreover, how the attention mechanism<sup>1</sup> deals with ambiguous words is also not known yet.

In this paper, we focus on the question of how encoder-decoder attention mechanisms deal with ambiguous nouns. We explore two different attention mechanisms. One is the vanilla one-layer attention mechanism (Bahdanau et al., 2015; Luong et al., 2015), and the other one is the Transformer attention mechanism (Vaswani et al., 2017).

Rios et al. (2017) find that attentional NMT models perform well in translating ambiguous words with frequent senses,<sup>2</sup> while Liu et al. (2018) show that there are plenty of incorrect translations of ambiguous words. In Section 4, we evaluate the translations of ambiguous nouns, using the test set from Rios et al. (2017). In this setting, we expect to get a more accurate picture of the WSD performance of NMT models.

In Section 5, we present a fine-grained investigation of attention distributions of different attention mechanisms. We focus on the process of translating the given ambiguous nouns. Previous studies (Ghader and Monz, 2017; Koehn and Knowles, 2017) have shown that attention mechanisms learn to pay attention to some unaligned but useful context tokens for predictions. Thus, we hypothesize that attention mechanisms distribute more attention to context tokens when translating

<sup>1</sup>Denotes the encoder-decoder attention mechanism in this paper, unless otherwise specified.

<sup>2</sup>More than 2,000 instances in the training set.

ambiguous nouns, compared to when translating other words. To test this hypothesis, we compare the attention weight over ambiguous nouns with the attention weight over all words and all nouns.

In Section 6, we first compare the two different attention mechanisms. Then, we explore the relation between accuracy and attention distributions when translating ambiguous nouns. In the end, we investigate the error distributions over frequency.

Our main findings are summarized as follows:

- We find that WSD is challenging in NMT, and data sparsity is one of the main issues.
- We show that attention mechanisms prefer to pay more attention to the ambiguous nouns rather than context tokens when translating ambiguous nouns.
- We conclude that attention mechanism is not the main mechanism used by NMT models to incorporate contextual information for WSD. Experimental results suggest that models learn to encode contextual information necessary for WSD in the encoder hidden states.
- We reveal that the attention mechanism in Transformers first gradually learns to extract features from the “aligned” source tokens. Then, it learns to capture features from the related but unaligned source context tokens.

## 2 Related Work

Both Rios et al. (2017) and Liu et al. (2018) propose some techniques to improve the translation of ambiguous words. Rios et al. (2017) use sense embeddings and lexical chains as additional input features. Liu et al. (2018) introduce an additional context vector. There is an apparent difference in evaluation between these two studies. Rios et al. (2017) design a constrained WSD task. They create well-designed test sets to evaluate the performance of NMT models in distinguishing different senses of ambiguous words, rather than evaluating the translations of ambiguous words directly. By contrast, Liu et al. (2018) evaluate the translations of ambiguous words but on a common test set. Scoring the contrastive translations is not evaluating the real output of NMT models. In this paper, we directly evaluate the translations generated by NMT models, using *ContraWSD* as the test set.

In NMT, the encoder may encode contextual information into the hidden states. Marvin and Koehn (2018) explore the ability of hidden states

at different encoder layers in WSD, while we focus on exploring the attention mechanisms that connect the encoder and the decoder.

Koehn and Knowles (2017) and Ghader and Monz (2017) investigate the relation between attention mechanisms and the traditional word alignment. They find that attention mechanisms not only pay attention to the aligned source tokens but also distribute attention to some unaligned source tokens. In this paper, we perform a more fine-grained investigation of attention mechanisms, focusing on the task of translating ambiguous nouns. We also explore the advanced attention mechanisms in Transformer models (Vaswani et al., 2017).

The encoder-decoder attention mechanisms differ in NMT models. Tang et al. (2018b) evaluate different NMT models, but focusing on NMT architectures. Tang et al. (2018a); Domhan (2018) compare different attention mechanisms. However, there is no detailed analysis on attention mechanisms.

In this paper, we mainly investigate the encoder-decoder attention mechanisms. More specifically, we explore how attention mechanisms work when translating ambiguous nouns.

## 3 Background

### 3.1 Attention Mechanisms

Attention mechanisms were initially proposed to learn the alignment between source and target tokens by Bahdanau et al. (2015) and Luong et al. (2015), in order to improve the performance of NMT. However, attention mechanisms are different from the traditional word alignment in SMT which learns the hard alignment between source and target tokens. Attention mechanisms learn to extract features from all the source tokens when generating a target token. They assign weights to all the hidden states of source tokens. The more related hidden states are assigned larger weights. Then attention mechanisms feed a *context vector*  $c_t$ , which is extracted from the encoder, into the decoder for target-side predictions.

We use  $\mathbf{h}$  to represent the hidden state set  $\{h_1, h_2, \dots, h_n\}$  in the encoder, where  $n$  is the number of source-side tokens. Then  $c_t$  is computed by Equation 1:

$$c_t = \alpha_t \mathbf{h} \quad (1)$$

where  $\alpha_t$  is the attention vector at time step  $t$ .  $\alpha_t$  is

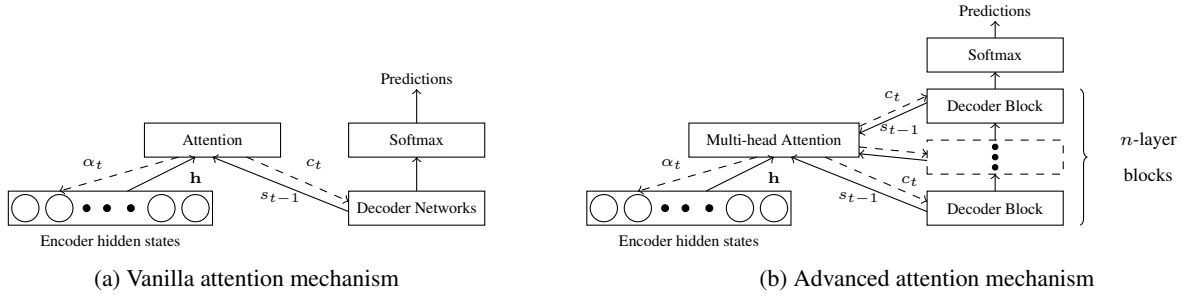


Figure 1: Different attention mechanisms between encoders and decoders in NMT.

a normalized distribution of a score computed by the hidden state set  $\mathbf{h}$  and the decoder state  $s_{t-1}$ , as described by Equation 2:

$$a_t = \text{softmax}(\text{score}(s_{t-1}, \mathbf{h})) \quad (2)$$

There are different  $\text{score}()$  functions to compute the *attention vector*  $a_t$ , including multi-layer perceptron (MLP), dot product, multi-head attention, etc. In this paper, the vanilla attention mechanism employs MLP. The advanced attention mechanism applies multi-head attention with scaled dot product, which is the same as the attention mechanism in Transformer (Vaswani et al., 2017).

Figure 1 illustrates different attention mechanisms. In vanilla attention mechanisms (Bahdanau et al., 2015; Luong et al., 2015), the *context vector*  $c_t$  is only fed into the first layer of the decoder networks. Then the single- or multi-layer decoder networks compute from bottom to top to predict target tokens. The vanilla attention mechanisms can only extract the source-side features once, which may be insufficient. Therefore, Gehring et al. (2017) and Vaswani et al. (2017) feed a context vector into each decoder layer. The higher layer could take the result of the previous layer into account when computing the new attention. More recently, Domhan (2018) has shown that multi-layer attention is crucial in NMT models. Moreover, Vaswani et al. (2017) also propose the multi-head attention mechanism. In contrast to the single-head attention, there are multiple attention functions which compute the attention from the linearly projected vectors in parallel. Then, the context vectors from all the heads are concatenated and fed into the decoder networks.

### 3.2 ContraWSD

*ContraWSD*<sup>3</sup> from Rios et al. (2017) consists of contrastive translation sets where the human ref-

<sup>3</sup><https://github.com/a-rios/ContraWSD>

erence translations are paired with one or more contrastive variants. Given an ambiguous word in the source sentence, the correct translation is replaced by an incorrect translation corresponding to another meaning of the ambiguous word. For example, in a case where the English word ‘line’ is the correct translation of the German source word ‘Schlange’, *ContraWSD* replaces ‘line’ with other translations of ‘Schlange’, such as ‘snake’ or ‘serpent’, to generate contrastive translations. To evaluate the performance on disambiguation, contrastive translations are designed not to be easily identified as incorrect based on grammatical and phonological features.

*ContraWSD* is extracted from a large amount of balanced parallel text. It contains 84 different German word senses. It has 7,200 German→English lexical ambiguities and each lexical ambiguity instance has 3.5 contrastive translations on average. All the ambiguous words are nouns so that the WSD is not simply based on syntactic context.

## 4 Evaluation

Instead of using NMT models to score the contrastive translations, we use NMT models to translate source sentences and evaluate the translations of the ambiguous nouns directly. We evaluate two popular NMT models with different attention mechanisms. One is *RNNS2S* with the vanilla attention mechanism, and the other is *Transformer* with the advanced attention mechanism.

We apply *fast-align* (Dyer et al., 2013) to get the aligned translations of ambiguous nouns. To achieve better alignment, we run *fast-align* on both training data and test data which includes reference translations and generated translations. However, for some ambiguous nouns, there is no alignment. We call these ambiguous nouns *filtered*.

There are multiple reference translations for

each ambiguous noun in *ContraWSD*. We additionally add their synonyms<sup>4</sup> into the reference translations as well. The non-reference translations are crawled from the Internet<sup>5</sup>.

In addition to the *filtered* nouns, the translations of the ambiguous nouns are classified into six groups, depending on which class (references, incorrect senses, no translation) the translations at aligned/unaligned positions belong to, as described in Table 1. For instance, in *C3*, there is neither a correct nor an incorrect sense at the aligned position. However, there is a reference translation at an unaligned position.

Group	Aligned			Unaligned		
	Ref.	Incor.	No	Ref.	Incor.	No
<i>C1</i>	✓					
<i>C2</i>		✓		✓		
<i>W1</i>		✓			✓	✓
<i>C3</i>			✓	✓		
<i>W2</i>			✓		✓	
<i>Drop</i>			✓			✓

Table 1: Different groups of translations. *Ref.* denotes the reference translations. *Incor.* represents the incorrect senses. *No* means that there is neither a correct nor an incorrect sense of the ambiguous noun. ✓ indicates that the translations belong to the reference translations or incorrect senses or neither.

Since the alignment learnt by *fast-align* is not perfect, we also consider the translations at unaligned positions. All the translations in *C1*, *C2*, *C3* groups are viewed as correct translations. Thus, the accuracy of an NMT model on this test set is the amount of translations in Group *C1*, *C2*, *C3*, divided by the sum of ambiguous noun instances. Formally,  $Accuracy = (C1 + C2 + C3) / (C1 + C2 + W1 + C3 + W2 + Drop + Filtered)$ , where *C1*, *C2*, *W1*, *C3*, *W2*, *Drop*, and *Filtered* are the amount of translations in each group.

#### 4.1 Experimental Settings

We use the *Sockeye* (Hieber et al., 2017) toolkit, which is based on MXNet (Chen et al., 2015), to train models. In addition, we have extended *Sockeye* to output the distributions of encoder-decoder attention in Transformer models, from different attention heads and different attention layers.

All the models are trained with 2 GPUs. During training, each mini-batch contains 4096 tokens. A

model checkpoint is saved every 4,000 updates. We use *Adam* (Kingma and Ba, 2015) as the optimizer. The initial learning rate is set to 0.0002. If the performance on the validation set has not improved for 8 checkpoints, the learning rate is multiplied by 0.7. We set the early stopping patience to 32 checkpoints. All the neural networks have 8 layers. For *RNNS2S*, the encoder has 1 bi-directional LSTM and 6 stacked uni-directional LSTMs, and the decoder is a stack of 8 uni-directional LSTMs. The size of embeddings and hidden states is 512. We apply layer-normalization and label smoothing (0.1) in all models. We tie the source and target embeddings. The dropout rate of embeddings and Transformer blocks is set to 0.1. The dropout rate of RNNs is 0.2. The attention mechanism in *Transformer* has 8 heads.

We use the training data from the WMT17 shared task.<sup>6</sup> We choose *newstest2013* as the validation set, and use *newstest2014* and *newstest2017* as the test sets. All the BLEU scores are measured by *SacreBLEU*. There are about 5.9 million sentence pairs in the training set after preprocessing with Moses scripts. We learn a joint BPE model with 32,000 subword units (Sennrich et al., 2016). There are 6,330 sentences left after filtering the sentences with segmented ambiguous nouns. We employ the models that have the best perplexity on the validation set for the evaluation.

#### 4.2 Results

Table 2 gives the performance of NMT models on *newstests* and *ContraWSD*. The detailed translation distributions over different groups are also provided. *Transformer* is much better than *RNNS2S* in both *newstests* and *ContraWSD*. Compared to the accuracy of scoring contrastive translation pairs (*Score*), the accuracy of evaluating the translations (*Acc.*) is apparently lower.

There are 8–10% of ambiguous nouns belonging to *Drop* and *Filtered* for both models. We manually checked the translations of sentences with these ambiguous nouns and found that 250 and 206 ambiguous nouns (41%) are translated correctly by *RNNS2S* and *Transformer*, respectively. Our automatic classification failed for two reasons. On the one hand, because the models are trained at subword-level, there are a lot of subwords in the translations. The correctly gener-

<sup>4</sup>Synonyms from WordNet (Miller, 1995)

<sup>5</sup><https://www.linguee.com/german-english>

<sup>6</sup><http://www.statmt.org/wmt17/translation-task.html>



Model	2014	2017	C1	C2	W1	C3	W2	Drop	Filtered	Acc.	Score
<i>RNNS2S</i>	23.3	25.1	4,560	187	863	81	31	333	275	76.27	84.01
<i>Transformer</i>	26.7	27.5	4,982	140	599	85	23	308	193	82.26	90.34

Table 2: Evaluation results of NMT models and the distributions of translations. *2014* and *2017* denote the BLEU scores on *newstest2014* and *newstest2017*, *Acc.* (in %) is short for accuracy. *Score* (in %) is the accuracy using NMT models to score contrastive translation pairs. *Filtered* is the amount of translations that there is no learnt alignment for the ambiguous nouns.

ated translations are subword sequences, and not all the subwords (sometimes even no subword) are aligned to the ambiguous nouns by *fast-align*. On the other hand, the reference translations are all nouns. If the translations are verbs or variants, they are not recognized. If we move these translations into *C1*, the accuracy of the two NMT models will be improved from 76.27% to 80.22%, and from 82.26% to 85.51%, respectively. Thus, attentional NMT models are good at sense disambiguation in German→English, but there is much room for improvement as well.

## 5 Ambiguous Nouns in Attentional NMT

Ghader and Monz (2017) show that there are different attention patterns for words of different part-of-speech (POS) tags, which sheds light on interpreting attention mechanisms. In this section, we investigate the attention distributions over source-side ambiguous nouns.

### 5.1 Hypothesis and Tests

Attention mechanisms not only pay attention to the hidden states at aligned positions but also distribute attention to the hidden states at unaligned positions. The hidden states at unaligned positions can influence the generation of the current token. In general, NLP models disambiguate ambiguous words by means of context words. Thus, for ambiguous nouns, we hypothesize that attention mechanisms distribute more attention to context tokens for disambiguation.

We test our hypothesis via two different comparisons. We use  $w_{ambi}$  to denote the average attention weight over the ambiguous nouns and employ  $w_{nouns}$  to represent the average attention weight over all nouns<sup>7</sup> (including the ambiguous nouns), while  $w_{tokens}$  denotes the average attention weight over all tokens.<sup>8</sup> We first compare  $w_{ambi}$  with  $w_{tokens}$ . As nouns have a more con-

centrated attention distribution than other word types (Ghader and Monz, 2017), we then compare  $w_{ambi}$  with  $w_{nouns}$ . If  $w_{ambi}$  is the smallest, it supports our hypothesis.

The NMT models we evaluated are trained at subword-level. When we compute the attention distributions, we only consider the ambiguous nouns that are not segmented into subwords. To some extent, we therefore conduct an analysis of frequent tokens. We employ the alignment learnt by *fast-align* to find the step of translating the current source token.

Given the attention distribution matrix  $M \in \mathbb{R}^{l_s * l_t}$  of a sentence translation,  $l_t$  represents the length of the target sentence, while  $l_s$  denotes the length of the source sentence. Each column is the attention distribution over all the source tokens when generating the current target token. Each row is the attention distribution over the current source token at all the translation steps.  $w$  represents the attention weight over any tokens. If the  $i$ th source token is aligned to the  $j$ th target token, then  $w = [M]_{ij}$ . If a token is aligned to more than one token, we choose the largest attention weight as  $w$ .<sup>9</sup>

As for Transformer attention mechanisms, there are multiple layers, and each layer has multiple heads. We maximize the attention weights in different heads to represent the attention distribution matrix for each attention layer.<sup>10</sup> We first compute  $w_{ambi}$ ,  $w_{nouns}$ , and  $w_{tokens}$  for each attention layer. Then we average these weights.

### 5.2 Results

As Table 3 shows,  $w_{ambi}$  is substantially larger than  $w_{tokens}$  in both two models. Even though  $w_{nouns}$  is much larger compared to  $w_{tokens}$ ,  $w_{ambi}$

<sup>9</sup>A source token may be aligned to a set/subset of subword sequences, but the attention mechanism only assigns the corresponding weight to one of the subwords. We select the maximal weight rather than the average weight.

<sup>10</sup>We visualize both the maximal and average attention weights. We find that maximal attention weights are more representative in feature extraction.

<sup>7</sup>We use the *TreeTagger* (Schmid, 1999) to tag German.

<sup>8</sup>Subword tokens are excluded, which account for 32%.

is still greater than  $w_{nouns}$ , especially in *Transformer*. This result is against our hypothesis. That is to say, attention mechanisms do not distribute more attention to context tokens when translating an ambiguous noun. Instead, attention mechanisms pay more attention to the ambiguous noun itself. We assume that the contextual information has already been encoded into the hidden states by the encoder, and attention mechanisms do not learn which source words are useful for WSD.

Model	$w_{ambi}$	$w_{tokens}$	$w_{nouns}$
<i>RNNS2S</i>	0.63	0.48	0.62
<i>Transformer</i>	0.74	0.57	0.69

Table 3: Average attention weights over ambiguous nouns, non-subword tokens, and nouns.

Figure 2 demonstrates the average attention weights of the ambiguous nouns, nouns, and non-subword tokens in different Transformer attention layers. In each attention layer,  $w_{ambi}$  is always the largest attention weight. It is very interesting that the attention weights keep increasing at lower layers and achieve the largest weight at Layer 5. Then  $w_{tokens}$  decreases steadily, while  $w_{ambi}$  and  $w_{nouns}$  have a distinct drop in the final attention layer. We also re-train a model with 6 attention layers, and we get a figure with the same pattern, but the largest attention weights appear at Layer 4. We will give a further analysis of Transformer attention mechanisms in Section 6.1.

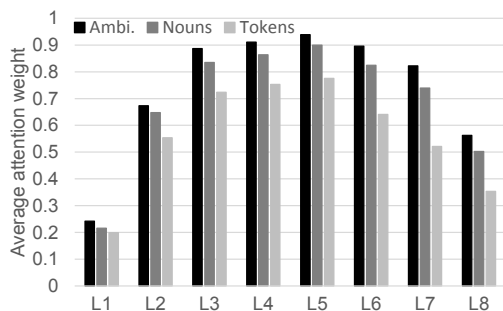


Figure 2: Average attention weights of ambiguous nouns, nouns, and non-subword tokens in different Transformer attention layers.

## 6 Analysis

We first give our analysis of the two different attention mechanisms based on the attention distributions and visualizations. Then, we explore the relation between translation accuracy and atten-

tion weight over the ambiguous nouns. In the end, we provide the error distributions over frequency.

### 6.1 Vanilla Attention vs. Advanced Attention

As Table 2 shows, the Transformer model with advanced attention mechanisms is distinctly better than the RNN model with vanilla attention mechanisms. Even though there are differences in the encoder and decoder networks, we focus on the comparison between these two attention mechanisms. Moreover, there is no existing empirical interpretation of the advanced attention mechanisms.

Figure 3 demonstrates the attention distributions of different models when translating ambiguous nouns. For the vanilla attention mechanism in the RNN model, most of the attention weights are relatively uniformly distributed in  $[0.5, 0.9]$ . While the patterns in advanced attention mechanisms are completely different. In the first layer, most of the attention weights are smaller than 0.1. The larger attention weights, the fewer instances, except when the weight is larger than 0.9. In the following layers, the attention weights are getting more and more concentrated in  $[0.9, 1)$  until the fifth layer. After the fifth layer, the amount in  $[0.9, 1)$  decreases dramatically. We hypothesize that the first few layers are learning the “alignment” gradually. When attention mechanisms finish the “alignment” learning, they start to capture contextual features from the related but unaligned context tokens. In the last layer, the attention is almost equally distributed over all the attention ranges except  $(0, 0.1)$ . That is to say, for some ambiguous nouns, the weights are large. For the other ambiguous nouns, the weights are small. It indicates that there is no clear attention distribution pattern over ambiguous nouns in the last layer.

Figure 4 shows the average attention weights over word tokens and subword tokens ( $w_{subwords}$ ). In the first five layers,  $w_{subwords}$  is clearly lower than  $w_{tokens}$  which can be taken to show that attention mechanisms focus on the “alignment” of single word tokens, while  $w_{subwords}$  surpasses  $w_{tokens}$  from the sixth layer. We conclude that attention mechanisms focus on subwords instead of word tokens. Many words are segmented into multiple consecutive subwords and not all the subwords are aligned to the expected target tokens. Thus, the pattern over subword tokens demonstrates that attention mechanisms are learning to capture context-level features.

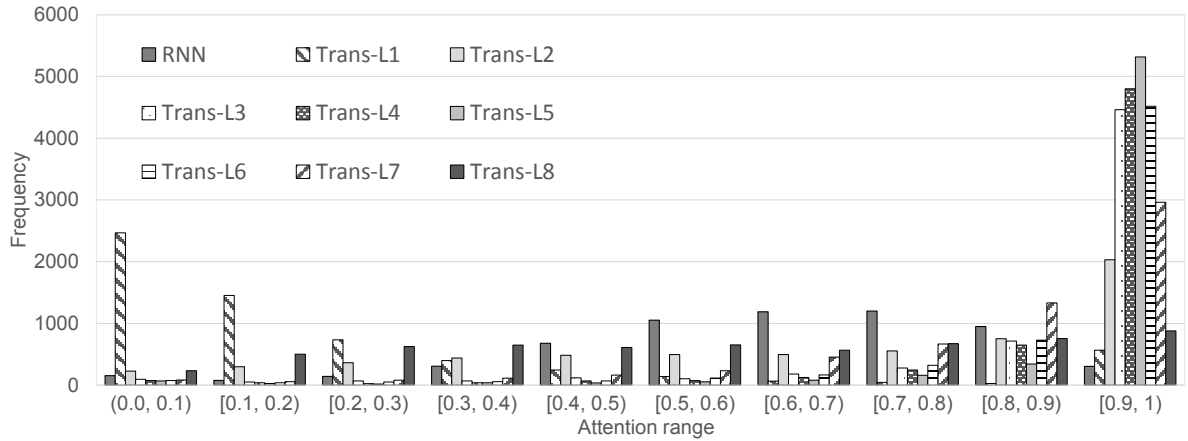


Figure 3: Attention distributions for translating ambiguous nouns from different models. *Trans-L3* denotes the third attention layer in the Transformer model.

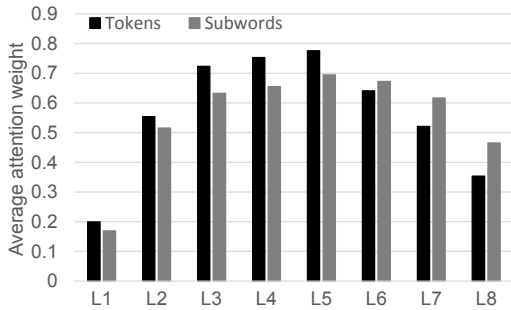


Figure 4: Average attention weights of non-subword tokens and subwords in different Transformer attention layers.

We further validate the hypothesis by visualizing the attention distributions. Table 4 demonstrates the visualization of attention distributions of different attention mechanisms.

‘Stelle’ is an ambiguous noun, whose reference translations are ‘job/position/work’. ‘Stelle’ also has other translations such as ‘location/spot/site’. The context tokens ‘garantiert’ (guarantee) and ‘Leuten’ (people) contribute to disambiguating ‘Stelle’. However, the RNN model could translate ‘Stelle’ correctly but only pays a little attention to ‘Leuten’.

In the first layer, the attention mechanism does not pay attention to the correct source tokens if we only consider the larger attention weights. Then the “alignment” is learnt gradually in the following layers. The attention mechanism could pay attention to all the correct source tokens in the fifth layer. In addition, the attention mechanism could learn to pay attention to the related but unaligned source tokens in the eighth layer. For instance, the attention mechanism also attends to ‘Stelle’ when

generating ‘guarantees’, and attends to ‘garantiert’ and ‘Leuten’ when generating ‘job’. These source tokens are not clearly attended to in the fifth layer.

Since the vanilla attention mechanism is only one layer with one head, it does not perform as well as the advanced attention mechanism in learning to pay attention to context tokens. For instance, the attention mechanism in RNN only distributes a little attention to ‘Leuten’ when generating ‘job’.

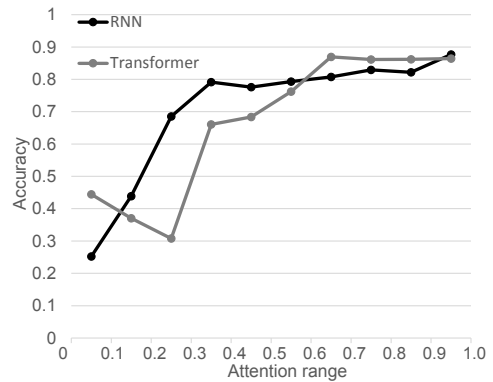


Figure 5: WSD accuracy over attention ranges.

## 6.2 Accuracy and Attention Weights

We explore the relation between WSD accuracy and the attention weights over ambiguous nouns. As the alignment learnt by *fast-align* does not guarantee that each ambiguous noun is aligned to the corresponding translation, we only consider the translations belonging to Group *C1*, *W1*, and *Drop*. Figure 5 shows the WSD accuracy over different attention ranges. Obviously, the accuracy is higher when the attention weight is greater. This

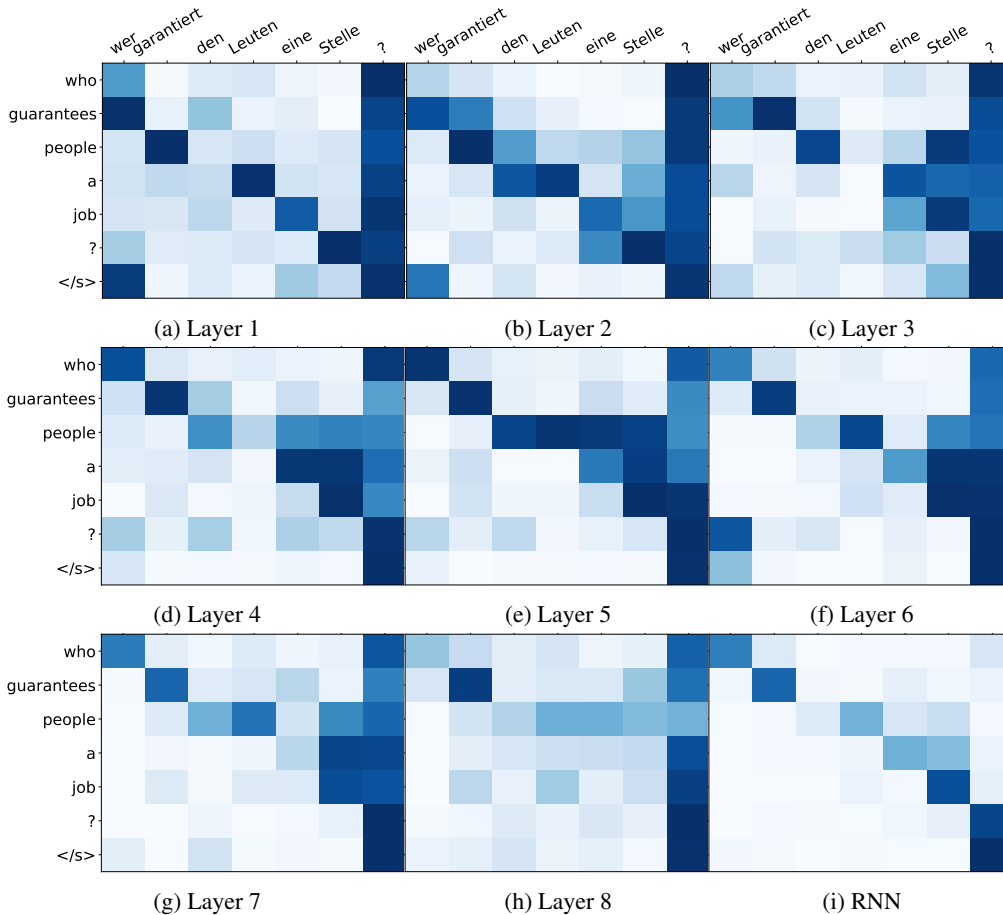


Table 4: An example of attention visualization (German→English). Each row is the attention distribution over all the source tokens at each time step. Each column represents the attention weight over a source token at all the time steps. Layer 1 to Layer 8 are attention layers in the Transformer model. Each attention layer has 8 heads, and the attention weights in each row are the maximal of all the heads. Thus, the summation of attention weights in each row is larger than 1. Darker blue means larger attention weights.

result further confirms our assumption in Section 5 that the contextual information for disambiguation has been learnt by the encoder. In the attention range  $(0, 0.3)$ , the small attention weight causes many ambiguous nouns to be untranslated, which results in low WSD accuracy.

### 6.3 Error Distribution

Figure 6 shows the error distributions over absolute frequency (sense frequency in the training set) and relative frequency (sense frequency to source word frequency). The frequency information is given in the test set. It is very clear that most of the errors are in the left bottom corner which are low in both absolute frequency and relative frequency. There are 84.1% and 80.8% errors with an absolute frequency of less than 2000 in *RNN* and *Transformer*, respectively.

Even though the attention mechanism pays a lot

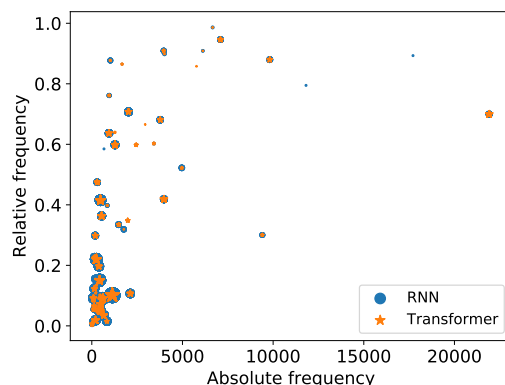


Figure 6: Error distributions over frequency. Absolute frequency is the sense frequency in training set. Relative frequency is the sense frequency in relation to source word frequency. The size of the marker indicates how often the error occurs.



of attention to a low-frequency sense, the model is still likely to generate an incorrect translation. Our evaluation method is different from Rios et al. (2017), but the finding is the same, namely that data sparsity leads to incorrect translations.

## 7 Conclusion

In this paper, we analyze two different attention mechanisms with respect to WSD in NMT. We evaluate the translations of ambiguous nouns directly rather than scoring the contrastive translations pairs, using *ContraWSD* as the test set. We show that the WSD accuracy of these two models is around 80.2% and 85.5%, respectively. Data sparsity is the main problem causing incorrect translations. We hypothesize that attention mechanisms distribute more attention to context tokens to guide the translation of ambiguous nouns. However, we find that attention mechanisms are likely to pay more attention to the ambiguous noun itself. Compared to vanilla attention mechanisms, we reveal that the first few layers in Transformer attention mechanisms learn to “align” source and target tokens, while the last few layers learn to distribute attention to the related but unaligned context tokens. We conclude that attention mechanism is not the main mechanism used by NMT models to incorporate contextual information for WSD. In addition, Section 6.2 has told us that the larger attention weights, the higher WSD accuracy. Tang et al. (2018b) have shown that Transformer models are better than RNN models in WSD because of their stronger encoding ability. These results suggest that NMT models learn to encode contextual information necessary for WSD in the encoder hidden states.

The question how NMT models learn to represent word senses and similar phenomena has implications for transfer learning, the diagnosis of translation errors, and for the design of architectures for MT, including architectures that scale up the context window to the level of documents. We hope that future work will continue to deepen our understanding of the internal workings of NMT models.

## Acknowledgments

We thank all the anonymous reviews who give a lot of valuable and insightful comments. Gongbo Tang is funded by the Chinese Scholarship Council (grant number 201607110016).

## References

- Dzmitry Bahdanau, Kyunghyun Cho, and Yoshua Bengio. 2015. [Neural machine translation by jointly learning to align and translate](#). In *Proceedings of the 3rd International Conference on Learning Representations*, San Diego, USA.
- Tianqi Chen, Mu Li, Yutian Li, Min Lin, Naiyan Wang, Minjie Wang, Tianjun Xiao, Bing Xu, Chiyuan Zhang, and Zheng Zhang. 2015. [Mxnet: A flexible and efficient machine learning library for heterogeneous distributed systems](#). In *Proceedings of the Workshop on Machine Learning Systems in Neural Information Processing Systems 2015*.
- Kyunghyun Cho, Bart van Merriënboer, Caglar Gulcehre, Dzmitry Bahdanau, Fethi Bougares, Holger Schwenk, and Yoshua Bengio. 2014. [Learning phrase representations using RNN encoder–decoder for statistical machine translation](#). In *Proceedings of the 2014 Conference on Empirical Methods in Natural Language Processing*, pages 1724–1734, Doha, Qatar. Association for Computational Linguistics.
- Tobias Domhan. 2018. [How much attention do you need? a granular analysis of neural machine translation architectures](#). In *Proceedings of the 56th Annual Meeting of the Association for Computational Linguistics (Volume 1: Long Papers)*, pages 1799–1808. Association for Computational Linguistics.
- Chris Dyer, Victor Chahuneau, and Noah A. Smith. 2013. [A simple, fast, and effective reparameterization of ibm model 2](#). In *Proceedings of the 2013 Conference of the North American Chapter of the Association for Computational Linguistics: Human Language Technologies*, pages 644–648, Atlanta, USA. Association for Computational Linguistics.
- Jonas Gehring, Michael Auli, David Grangier, Denis Yarats, and Yann N. Dauphin. 2017. [Convolutional sequence to sequence learning](#). In *Proceedings of the 34th International Conference on Machine Learning*, pages 1243–1252, Sydney, Australia. The Proceedings of Machine Learning Research.
- Hamidreza Ghader and Christof Monz. 2017. [What does attention in neural machine translation pay attention to?](#) In *Proceedings of the Eighth International Joint Conference on Natural Language Processing (Volume 1: Long Papers)*, pages 30–39, Taipei, Taiwan. Asian Federation of Natural Language Processing.
- Felix Hieber, Tobias Domhan, Michael Denkowski, David Vilar, Artem Sokolov, Ann Clifton, and Matt Post. 2017. [Sockeye: A toolkit for neural machine translation](#). *arXiv preprint arXiv:1712.05690*.
- Nal Kalchbrenner and Phil Blunsom. 2013. [Recurrent continuous translation models](#). In *Proceedings of the 2013 Conference on Empirical Methods in Natural Language Processing*, pages 1700–1709, Seattle, USA. Association for Computational Linguistics.

- Diederik P. Kingma and Jimmy Ba. 2015. [Adam: A method for stochastic optimization](#). In *Proceedings of the 3rd International Conference on Learning Representations*, San Diego, California, USA.
- Philipp Koehn and Rebecca Knowles. 2017. [Six challenges for neural machine translation](#). In *Proceedings of the First Workshop on Neural Machine Translation*, pages 28–39, Vancouver, Canada. Association for Computational Linguistics.
- Philipp Koehn, Franz Josef Och, and Daniel Marcu. 2003. [Statistical phrase-based translation](#). In *Proceedings of the 2003 Conference of the North American Chapter of the Association for Computational Linguistics on Human Language Technology-Volume 1*, pages 48–54, Edmonton, Canada. Association for Computational Linguistics.
- Frederick Liu, Han Lu, and Graham Neubig. 2018. [Handling homographs in neural machine translation](#). In *Proceedings of the 2018 Conference of the North American Chapter of the Association for Computational Linguistics: Human Language Technologies, Volume 1 (Long Papers)*, pages 1336–1345. Association for Computational Linguistics.
- Thang Luong, Hieu Pham, and Christopher D. Manning. 2015. [Effective approaches to attention-based neural machine translation](#). In *Proceedings of the 2015 Conference on Empirical Methods in Natural Language Processing*, pages 1412–1421, Lisbon, Portugal. Association for Computational Linguistics.
- Rebecca Marvin and Phillip Koehn. 2018. [Exploring word sense disambiguation abilities of neural machine translation systems](#). In *Proceedings of AMTA 2018 (Volume 1: MT Research Track)*, pages 125–131, Boston, USA. Association for Machine Translation in the Americas.
- George A Miller. 1995. [Wordnet: a lexical database for english](#). *Communications of the ACM*, 38(11):39–41.
- Annette Rios, Laura Mascarell, and Rico Sennrich. 2017. [Improving word sense disambiguation in neural machine translation with sense embeddings](#). In *Proceedings of the Second Conference on Machine Translation*, pages 11–19, Copenhagen, Denmark. Association for Computational Linguistics.
- Helmut Schmid. 1999. [Improvements in part-of-speech tagging with an application to german](#). In *Natural language processing using very large corpora*, pages 13–25. Springer.
- Rico Sennrich, Barry Haddow, and Alexandra Birch. 2016. [Neural machine translation of rare words with subword units](#). In *Proceedings of the 54th Annual Meeting of the Association for Computational Linguistics (Volume 1: Long Papers)*, pages 1715–1725, Berlin, Germany. Association for Computational Linguistics.
- Ilya Sutskever, Oriol Vinyals, and Quoc V Le. 2014. [Sequence to sequence learning with neural networks](#). In *Proceedings of the Neural Information Processing Systems 2014*, pages 3104–3112, Montréal, Canada.
- Gongbo Tang, Fabienne Cap, Eva Pettersson, and Joakim Nivre. 2018a. [An evaluation of neural machine translation models on historical spelling normalization](#). In *Proceedings of the 27th International Conference on Computational Linguistics*, pages 1320–1331. Association for Computational Linguistics.
- Gongbo Tang, Mathias Müller, Annette Rios, and Rico Sennrich. 2018b. [Why Self-Attention? A Targeted Evaluation of Neural Machine Translation Architectures](#). In *Proceedings of the 2018 Conference on Empirical Methods in Natural Language Processing*, Brussels, Belgium. Association for Computational Linguistics.
- Ashish Vaswani, Noam Shazeer, Niki Parmar, Jakob Uszkoreit, Llion Jones, Aidan N Gomez, Łukasz Kaiser, and Illia Polosukhin. 2017. [Attention is all you need](#). In *Advances in Neural Information Processing Systems 30*, pages 6000–6010. Curran Associates, Inc.
- David Vickrey, Luke Biewald, Marc Teyssier, and Daphne Koller. 2005. [Word-sense disambiguation for machine translation](#). In *Proceedings of Human Language Technology Conference and Conference on Empirical Methods in Natural Language Processing*, pages 771–778, Vancouver, Canada. Association for Computational Linguistics.