

Neural Variational Hybrid Collaborative Filtering

Teng Xiao
Sun Yat-Sen University
xiaot25@mail2.sysu.edu.cn

Hong Shen
Sun Yat-Sen University
shenh3@mail.sysu.edu.cn

Shangsong Liang
Sun Yat-Sen University
liangshs5@mail.sysu.edu.cn

Zaiqiao Meng
Sun Yat-Sen University
zqmeng@aliyun.com

ABSTRACT

Collaborative Filtering (CF) is one of the most widely used methods for Recommender System. Because of the Bayesian nature and non-linearity, deep generative models, e.g. Variational Autoencoder (VAE), have been applied into CF task, and have achieved great performance. However, most VAE-based methods suffer from matrix sparsity and consider the prior of users' latent factors to be the same, which leads to poor latent representations of users and items. Additionally, most existing methods model latent factors of users only and but not items, which makes them not be able to recommend items to a new user. To tackle these problems, we propose a Neural Variational Hybrid Collaborative Filtering, NVHCF. Specifically, we consider both the generative processes of users and items, and the prior of latent factors of users and items to be *side information-specific*, which enables our model to alleviate matrix sparsity and learn better latent representations of users and items. For inference purpose, we derived a Stochastic Gradient Variational Bayes (SGVB) algorithm to analytically approximate the intractable distributions of latent factors of users and items. Experiments conducted on two large datasets have shown our method significantly outperforms the state-of-the-art CF methods, including the VAE-based methods.

1 INTRODUCTION

Recommendation system (RS) is of paramount importance in social networks and e-commerce platforms. For instance, about 60% of videos recommended in YouTube receive clicks [3]. RS aims at inferring users' preferences over items by utilizing their previous interactions. Collaborative Filtering (CF) is one of the most used approaches. Most traditional CF methods are based on matrix factorization (MF) [19, 25]. However, these methods suffer from matrix sparsity problem and can not capture the non-linearity relationships between users and items. To tackle matrix sparsity problem, many CF methods such as hybrid CF methods that incorporate side information, i.e., users' features and items' content information into traditional MF. To extract more latent factors of side information, some previous work utilizes different models, e.g., Latent Dirichlet Allocation (LDA) [28], denoising auto-encoder [29] and marginalized denoising auto-encoder [16] to model side information of users and items. However, as discussed in [8], these methods use inner product to model interactions between users and items, which limits them to be powerful to capture non-linearity. To model non-linear interaction, many methods directly use neural networks

to model these interactions, such as Neural Collaborative Filtering (NCF) [8], Neural Factorization Machine (NFM) [7] and DeepFM [6], which have shown promising performance. However, these neural network-based models are deterministic, and can not capture the uncertainty of the users' and items' latent representations.

Because of the power of capturing uncertainty and the non-linearity of deep generative models [12], some recent methods such as VAE-CF [18], Collaborative Variational Autoencoder (CVAE) [17] and have applied deep generative models such as Variational Autoencoder (VAE) [12] into CF task. Despite the effectiveness of these methods for CF, they demonstrate a number of drawbacks: (1) For [18], it only utilizes user-item feedback matrix, resulting in poor performance when the matrix is very sparse. (2) They worked through modeling users' behavior, which makes them can not recommend an item to a new user. (3) They choose the same Gaussian prior for all users, which leads to very poor latent representations of users and items [9]. (4) For [17], it directly uses inner product to model interaction hinders itself to learn non-linear interactions between users and items.

Accordingly, we solve the aforementioned problems by proposing a unified Neural Variational Hybrid Collaborative Filtering (NVHCF) for hybrid CF. Unlike many existing VAE-based methods that model users' or items' generative process, we model the generative process from the views of users and items through a unified conditional neural variational model, which enables it to still work well for a new user or a new item. We consider the priors of latent factors of users and items to be conditioned on their side information through a neural network. The parameters of prior neural network are learned from data, leading to the fact that it is able to embed users' better preferences and items' features into latent factors of users and items, respectively, and alleviate matrix sparsity problem. For inferring the posterior of latent factors of users and items, we derived a Stochastic Gradient Variational Bayes (SGVB) algorithm to infer these posterior, which makes the parameters of our model can be effectively learned by back-propagation. To sum up, our main contributions are as follows:

- (1) We proposed a novel conditional neural variational framework to effectively learn nonlinear latent representations of users and items for hybrid CF. To the best of our knowledge, we are the first to model both users' and items' generative process through a unified conditional deep generative model.
- (2) We incorporated side information of users and items into their latent factors through a conditional prior ways, which makes our model can alleviate matrix sparsity and cold start problems and model better latent representations of users and items.
- (3) We derived tractable variational evidence lower bounds for our

proposed model and devised a neural network to infer latent factors of users and items.

(4) We systematically conducted experiments on three public datasets. Experimental results showed that our NVHCF model outperforms state-of-the-art CF methods.

2 RELATED WORK

In recent years, deep learning has achieved tremendous achievements in various fields [13, 14]. Due to the powerful abilities of neural networks to discover non-linear, subtle relationships in complex data for CF, many researchers utilize neural networks to address the task of CF. To incorporate item content information into latent factors of items, Wang et al. proposed collaborative deep learning (CDL) [29] to integrate stacked denoising autoencoder (SDAE) into probabilistic matrix factorization (MF). Li et al. proposed Deep Collaborative Filtering Framework [16], which is a general framework for unifying deep learning approaches with CF. Recently, Dong et al. proposed the additional stacked denoising autoencoder (aSDAE) [4] to incorporate side information into MF. Xue et al. proposed a novel matrix factorization model (DMF) [32] with a neural network architecture. Since the above methods use inner product to model the interaction of users and items, they are not able to capture the complex structure of the interaction data between users and items. He et al. proposed Neural Collaborative Filtering (NCF) [8], which uses neural network to model interaction between users and items. He and Chua proposed Neural Factorization Machines [7], which use Bi-Interaction layer to incorporate both feedback information and content information. See [33] for a more thorough review of deep learning based recommender system. Due to the power of capturing uncertainty and non-linearity of deep generative model [12], some existing work utilizes deep generative models to address the task of CF. Li and She proposed Collaborative Variational Autoencoder (CVAE) [17], which uses VAE to incorporate item content information into MF. Liang et al. directly utilize VAE structure [18] for CF, and Lee et al. proposed an augmented VAE [15] to incorporate auxiliary information to improve performance. Unlike previous VAE-based recommendation methods, we model the generative process of users and items through a unified neural variational framework, which makes our model to be able to capture both users' and items' non-linear latent representations.

3 NOTATIONS AND PROBLEM DEFINITION

We denote user-item feedback matrix by $R \in \mathbb{R}^{M \times N}$, where M and N are the total number of users and items, respectively. For implicit feedback, $R_{ij} = 1$ indicates that the i -th user has interacted with the j -th item and otherwise, $R_{ij} = 0$. $F \in \mathbb{R}^{P \times M}$ and $G \in \mathbb{R}^{Q \times N}$ are the side information matrices of all users and items, respectively, with P and Q being the dimensions of each user's and item's side information, respectively. $U = [u_1, \dots, u_M] \in \mathbb{R}^{D \times M}$ and $V = [v_1, \dots, v_N] \in \mathbb{R}^{D \times N}$ are the two rank matrices serving for users and items, respectively, with D denoting the dimensions of latent factors. For convenient discussion, we represent each user i 's rating scores over all items as $R_i = [R_{i1}, \dots, R_{iN}] \in \mathbb{R}^{N \times 1}$, where R_{ij} is an element in R . Similarly, we represent each item j 's rating scores from all users as $R_j = [R_{1j}, \dots, R_{Mj}] \in \mathbb{R}^{M \times 1}$. We call R_i and R_j as the collaborative information of user i and item j , respectively.

Obviously, our task is to infer each user's and item's latent factors, u_i and v_j through R , F and G to predict the missing R_{ij} .

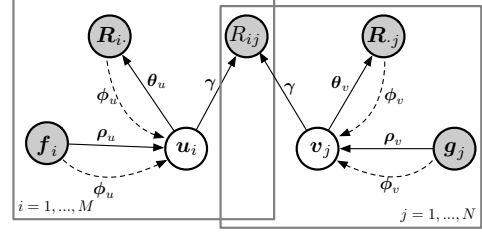


Figure 1: Graphical model of proposed NVHCF. Solid and dashed lines represent generative and inference process, respectively. Gray and white nodes represent observed variables and latent variables, respectively. The symbols corresponding to lines denote the parameters of neural network.

4 THE PROPOSED METHOD

In this section, we first present our neural variational hybrid collaborative filtering model, abbreviated as NVHCF, the probabilistic graphic model of which is shown in Figure 1.

4.1 Neural Variational Hybrid Collaborative Filtering

Most CF methods [18, 30] assume that the prior distributions of user latent factor u_i and item latent factor v_j are standard Gaussian distributions and predict rating only through user-item feedback matrix. Recently, incorporating different priors into VAE has achieved promising performance [20, 31]. In our model, to further enhance the performance, besides the feedback matrix, we believe that the user's side information f_i can also positively contribute to the inference of his latent factor u_i . Similarly, for better inferring the j -th item's latent factor v_j , we also fully utilize the item's side information g_j . Unlike most MF methods [1, 11, 29] that incorporate side information via linear regression, in order to get more subtle latent relations and embed side information into latent factors of users and items, we consider that the conditional prior $p(u_i|f_i)$ and $p(v_j|g_j)$ are *side information-specific* latent Gaussian distributions such that we have $p(u_i|f_i) = \mathcal{N}(\mu_u(f_i), \Sigma_u(f_i))$ and $p(v_j|g_j) = \mathcal{N}(\mu_v(g_j), \Sigma_v(g_j))$, where

$$\mu_u(f_i) = F_{\mu_u}(f_i), \Sigma_u(f_i) = \text{diag}(\exp(F_{\delta_u}(f_i))), \quad (1)$$

$$\mu_v(g_j) = G_{\mu_v}(g_j), \Sigma_v(g_j) = \text{diag}(\exp(G_{\delta_v}(g_j))). \quad (2)$$

Here $F_{\mu_u}(\cdot)$, $F_{\delta_u}(\cdot)$, are the two highly non-linear functions parameterized by μ_u and δ_u in the neural network, i.e., the user prior network, serving for all users, and $G_{\mu_v}(\cdot)$ and $G_{\delta_v}(\cdot)$ are the two non-linear ones parameterized by μ_v and δ_v in another neural network, i.e., the item prior network, serving for all items, respectively. For simplicity, note that we set $\rho_u = \{\mu_u, \delta_u\}$, $\rho_v = \{\mu_v, \delta_v\}$, $F_{\mu_u}(f_i) = \mu_{u_i}$, $\exp(F_{\delta_u}(f_i)) = \delta_{u_i}$, $F_{\mu_v}(g_j) = \mu_{v_j}$ and $\exp(F_{\delta_v}(g_j)) = \delta_{v_j}$.

For the i -th user's collaborative information, R_i , we believe that user's latent factor u_i can potentially affect user collaborative

information $R_{i\cdot}$. Then we consider R_i to be generated from user latent factor \mathbf{u}_i , and governed by the parameter θ_u in the generative network such that we have:

$$R_i \sim p_{\theta_u}(R_i|\mathbf{u}_i). \quad (3)$$

Similarly, the j -th item's collaborative information, $R_{\cdot j}$, is generated from item latent factor \mathbf{v}_j , and is governed by the parameter θ_v in the generative network such that we have:

$$R_{\cdot j} \sim p_{\theta_v}(R_{\cdot j}|\mathbf{v}_j). \quad (4)$$

Since our user-item matrix is implicit feedback matrix, the R_i and $R_{\cdot j}$ are binary vectors. We consider the $p_{\theta_u}(R_i|\mathbf{u}_i)$ and $p_{\theta_v}(R_{\cdot j}|\mathbf{v}_j)$ to be multivariate Bernoulli distribution. For value R_{ij} , we consider it to be generated from \mathbf{u}_i and \mathbf{v}_j through a generative neural network parameterized by γ :

$$R_{ij} \sim p_{\gamma}(R_{ij}|\mathbf{u}_i, \mathbf{v}_j). \quad (5)$$

R_{ij} is generated through a multi-layer perception network (MLP) parameterized by γ . Because of the one-class nature of implicit feedback [21], we model $p_{\gamma}(R_{ij}|\mathbf{u}_i, \mathbf{v}_j)$ as a Bernoulli distribution:

$$\log p_{\gamma}(R_{ij}|\mathbf{u}_i, \mathbf{v}_j) = R_{ij} \log \hat{R}_{ij} + (1 - R_{ij}) \log(1 - \hat{R}_{ij}), \quad (6)$$

where \hat{R}_{ij} is the output of the MLP.

According to the graphical representation of NVHCF at the right panel of Figure 1, the conditional joint distribution of NVHCF is factorized as:

$$p(\mathbf{R}, \mathbf{U}, \mathbf{V}|\mathbf{F}, \mathbf{G}) = \prod_{i=1}^M \prod_{j=1}^N \underbrace{p(\mathbf{u}_i|\mathbf{f}_i)p(\mathbf{R}_i|\mathbf{u}_i)}_{\text{for users}} \cdot \underbrace{p(\mathbf{v}_j|\mathbf{g}_j)p(\mathbf{R}_{\cdot j}|\mathbf{v}_j)p(R_{ij}|\mathbf{u}_i, \mathbf{v}_j)}_{\text{for items}}. \quad (7)$$

Instead of inferring the joint distribution, i.e., Eq. 7, we are more interested in approximately inferring its posterior distributions over users' and items' factor matrices, \mathbf{U} , \mathbf{V} . Traditional variational bayesian matrix factorization [11, 22] approximates the posterior distribution by using mean-field variational method, considers variation distribution that satisfies element-wise independence, and yields very good performance. However, it is intractable to infer \mathbf{U} and \mathbf{V} by using traditional mean-field approximation since we do not have any conjugate probability distribution in our model which requires by traditional mean-field approaches. Inspired by VAE [12], we use Stochastic Gradient Variational Bayes (SGVB) estimator to approximate posteriors of the latent variables related to user (\mathbf{u}_i) and latent variables related to item (\mathbf{v}_j) by introducing two inference networks, i.e., the user inference network and the item inference network, parameterized by ϕ_u and ϕ_v , respectively. To do this, we first decompose the variational distribution q into two categories of variational distributions used in the two networks in our NVHCF model — user inference network and item inference network, q_{ϕ_u} and q_{ϕ_v} , by assuming the conditional independence:

$$q(\mathbf{u}_i, \mathbf{v}_j|\mathbf{f}_i, \mathbf{R}_i, \mathbf{g}_j, \mathbf{R}_{\cdot j}, R_{ij}) = q_{\phi_u}(\mathbf{u}_i|\mathcal{X}_i) \cdot q_{\phi_v}(\mathbf{v}_j|\mathcal{Y}_j), \quad (8)$$

where $\mathcal{X}_i = \{\mathbf{f}_i, \mathbf{R}_i\}$ and $\mathcal{Y}_j = \{\mathbf{g}_j, \mathbf{R}_{\cdot j}\}$. Like VAE [12], the variational distributions are chosen to be a Gaussian distribution $\mathcal{N}(\mu, \Sigma)$,

whose mean μ and covariance matrix Σ are the output of the inference network. Thus, in our NVHCF, for latent variables related to the i -th user, we set:

$$q_{\phi_u}(\mathbf{u}_i|\mathcal{X}_i) = \mathcal{N}(\mu_{\phi_u}(\mathcal{X}_i), \text{diag}(\exp(\delta_{\phi_u}(\mathcal{X}_i)))), \quad (9)$$

where the subscripts of μ and δ indicate the parameters in our user inference network corresponding to \mathbf{u}_i . For simplicity, note that we set $\mu_{\phi_u}(\mathcal{X}_i) = \mu'_{\mathbf{u}_i}$ and $\exp(\delta_{\phi_u}(\mathcal{X}_i)) = \delta'_{\mathbf{u}_i}$, respectively. Similarly, for latent variables related to the j -th item, we set:

$$q_{\phi_v}(\mathbf{v}_j|\mathcal{Y}_j) = \mathcal{N}(\mu_{\phi_v}(\mathcal{Y}_j), \text{diag}(\exp(\delta_{\phi_v}(\mathcal{Y}_j)))), \quad (10)$$

where the subscripts of μ and δ indicate the parameters in item inference network corresponding to \mathbf{v}_j . For simplicity, note that we set $\mu_{\phi_v}(\mathcal{Y}_j) = \mu'_{\mathbf{v}_j}$ and $\exp(\delta_{\phi_v}(\mathcal{Y}_j)) = \delta'_{\mathbf{v}_j}$, respectively.

Thus, the tractable standard evidence lower bound (ELBO) [27] for the inference can be computed as follows:

$$\begin{aligned} \mathcal{L}(q) &= \mathbb{E}_q[\log p(\mathbf{R}, \mathbf{U}, \mathbf{V}|\mathbf{F}, \mathbf{G}) - \log q(\mathbf{U}, \mathbf{V}|\mathcal{O})] \\ &= \sum_{i=1}^M \sum_{j=1}^N (\mathcal{L}_i(q_{\phi_u}) + \mathcal{L}_j(q_{\phi_v}) + \mathbb{E}_q[\log p_{\gamma}(R_{ij}|\mathbf{u}_i, \mathbf{v}_j)]), \end{aligned} \quad (11)$$

where $\mathcal{O} = (\mathbf{F}, \mathbf{G}, \mathbf{R})$ is a set of all observed variables. q_{ϕ_u} and q_{ϕ_v} are user term and item term in Eq. 8, respectively. Maximizing the ELBO is equivalent to use the variational distributions, i.e., $q_{\phi_u}(\mathbf{u}_i|\mathcal{X}_i)$ and $q_{\phi_v}(\mathbf{v}_j|\mathcal{Y}_j)$ to approximate their true posteriors ($p(\mathbf{u}_i|\mathcal{O})$ and $p(\mathbf{v}_j|\mathcal{O})$). For user i and item j , we have:

$$\begin{aligned} \mathcal{L}_i(q_{\phi_u}) &= \mathcal{L}(\phi_u, \theta_u, \rho_u; \mathcal{X}_i) = \mathbb{E}_{q_{\phi_u}(\mathbf{u}_i|\mathcal{X}_i)}[\log p_{\theta_u}(R_i|\mathbf{u}_i)] \\ &\quad - \text{KL}(q_{\phi_u}(\mathbf{u}_i|\mathcal{X}_i) || p_{\rho_u}(\mathbf{u}_i|\mathbf{f}_i)), \end{aligned} \quad (12)$$

$$\begin{aligned} \mathcal{L}_j(q_{\phi_v}) &= \mathcal{L}(\phi_v, \theta_v, \rho_v; \mathcal{Y}_j) = \mathbb{E}_{q_{\phi_v}(\mathbf{v}_j|\mathcal{Y}_j)}[\log p_{\theta_v}(R_{\cdot j}|\mathbf{v}_j)] \\ &\quad - \text{KL}(q_{\phi_v}(\mathbf{v}_j|\mathcal{Y}_j) || p_{\rho_v}(\mathbf{v}_j|\mathbf{g}_j)), \end{aligned} \quad (13)$$

Since we assume the posteriors are Gaussian distribution, the KL terms in Eq.(12) and Eq.(13) have analytical forms. However, for the expectation terms, we can not compute them analytically. To handle this problem, we use Monte Carlo method [24] to approximate the expectations by drawing samples from the posterior distribution. By using the reparameterization trick [24], for user i :

$$\begin{aligned} \mathcal{L}(\phi_u, \theta_u, \rho_u; \mathcal{X}_i) &\simeq \tilde{\mathcal{L}}(\phi_u, \theta_u, \rho_u; \mathcal{X}_i) = \\ &\quad \frac{1}{K} \sum_{k=1}^K (\log p_{\theta_u}(R_i|\mathbf{u}_i^k) - \text{KL}(q_{\phi_u}(\mathbf{u}_i|\mathcal{X}_i) || p_{\rho_u}(\mathbf{u}_i|\mathbf{f}_i))), \end{aligned} \quad (14)$$

where K is the size of the samplings, $\mathbf{u}_i^k = \mu'_{\mathbf{u}_i} + \delta'_{\mathbf{u}_i} \odot \epsilon_{\mathbf{u}_i}^k$ with \odot being an element-wise multiplication and $\epsilon_{\mathbf{u}_i}^k$ being samples drawn from standard multivariate normal distribution. The superscript k denotes the k -th sample. The ELBO for item network, $\mathcal{L}(\phi_v, \theta_v, \rho_v; \mathcal{Y}_j)$, can be derived similarly, and we omit it here due to space limitations.

Since the expectation term in (Eq.11) is also parameterized by neural network, we can not solve it analytically. However, we notice we have sampled \mathbf{u}_i^k and \mathbf{v}_j^k when we solve $\mathcal{L}(\phi_u, \theta_u, \rho_u; \mathcal{X}_i)$ and $\mathcal{L}(\phi_v, \theta_v, \rho_v; \mathcal{Y}_j)$. The expectation term can also be estimated by

Table 1: Statistics of datasets.

Dataset	Item side information	User side information	#Items	#Users	#Ratings	Sparsity
ML-100K	movie descriptions	tags	1,682	943	100,000	94.7%
ML-1M	movie descriptions	user demographics	1,000,209	6,040	3,900	99.6%
Lastfm-2K	tags	social information	17,632	1,892	92,834	97.3%

these samplings:

$$\begin{aligned} \mathbb{E}_{q_{\phi_u}(\mathbf{u}_i|\mathcal{X}_i)q_{\phi_v}(\mathbf{v}_j|\mathcal{Y}_j)}[\log p_{\gamma}(R_{ij}|\mathbf{u}_i, \mathbf{v}_j)] \approx \\ \tilde{\mathcal{L}}_{ij}(\gamma; \mathbf{x}_i, \mathbf{y}_j) = \frac{1}{K} \sum_{k=1}^K \log p_{\gamma}(R_{ij}|\mathbf{u}_i^k, \mathbf{v}_j^k), \end{aligned} \quad (15)$$

where $\mathbf{v}_j^k = \mu'_{\mathbf{v}_j} + \delta'_{\mathbf{v}_j} \odot \epsilon_{\mathbf{v}_j}^k$.

4.2 Optimization

Since minimizing the objection function is equivalent to maximizing the conditional variational evidence lower bound (ELBO). Based on $\mathcal{L}(\phi_u, \theta_u, \rho_u; \mathcal{X}_i)$ (i.e., Eq.14), $\mathcal{L}(\phi_v, \theta_v, \rho_v; \mathcal{Y}_j)$, Eq.15 and Eq.6, the objective function can be represented as:

$$\begin{aligned} \mathcal{L} = & - \sum_{i=1}^M \sum_{j=1}^N \sum_{k=1}^K \frac{1}{K} \log p_{\theta_u}(R_{ij}|\mathbf{u}_i^k) + \log p_{\theta_v}(R_{ij}|\mathbf{v}_j^k) \\ & + p_{\gamma}(R_{ij}|\mathbf{u}_i^k, \mathbf{v}_j^k) - \text{KL}(q_{\phi_u}(\mathbf{u}_i|\mathcal{X}_i)||p_{\rho_u}(\mathbf{u}_i|f_i)) \\ & - \text{KL}(q_{\phi_v}(\mathbf{v}_j|\mathcal{Y}_j)||p_{\rho_v}(\mathbf{v}_j|g_j)), \end{aligned} \quad (16)$$

Then, we can construct an estimator of the ELBO of the full dataset, based on minibatch:

$$\begin{aligned} \mathcal{L} \approx \tilde{\mathcal{L}}^M = \frac{1}{E} \sum_{(i,j)}^E (\tilde{\mathcal{L}}(\phi_u, \theta_u, \rho_u; \mathcal{X}_i) + \\ \tilde{\mathcal{L}}(\phi_v, \theta_v, \rho_v; \mathcal{Y}_j) + \tilde{\mathcal{L}}_{ij}(\gamma; \mathbf{x}_i, \mathbf{y}_j)), \end{aligned} \quad (17)$$

where E is the number of (i, j) positive pairs ($R_{ij} = 1$) sampled from \mathbf{R} . Like mentioned in [8], for negative feedback ($R_{ij} = 0$), we can uniformly sample them from unobserved interactions in each iteration and control the negative sampling ratio (*neg_ratio*). $E = E_p + E_n$, where $E_n = \text{neg_ratio} \cdot E_p$, E_p and E_n are the number of positive and negative sampling pairs, respectively. Like mentioned in VAE [12], the number of samples K per training pair can be set to 1 as long as the minibatch size E is large enough, e.g., $E = 128$. Then we can update these parameters by using the gradient $\nabla_{\theta_u, \phi_u, \rho_u, \theta_v, \phi_v, \rho_v, \gamma} \tilde{\mathcal{L}}^M$.

4.3 Prediction

After training, we can get the posterior distributions of \mathbf{u}_i and \mathbf{v}_j through the user and item inference networks, respectively. So the prediction distribution $p(\hat{R}_{ij})$ can be made by:

$$p(\hat{R}_{ij}|\mathbf{R}) = \int p(\hat{R}_{ij}|\mathbf{u}_i, \mathbf{v}_j)q(\mathbf{u}_i|\mathbf{R})q(\mathbf{v}_j|\mathbf{R})d\mathbf{u}_id\mathbf{v}_j. \quad (18)$$

For a cold user, he/she has no previous feedback information. The posterior distribution $p(\mathbf{u}_i|\mathbf{R})$ is equal to the prior distribution

$p(\mathbf{u}_i|f_i)$. For cold user i , Eq. 18 can be rewritten by:

$$p(\hat{R}_{ij}|\mathbf{R}) = \int p(\hat{R}_{ij}|\mathbf{u}_i, \mathbf{v}_j)p(\mathbf{u}_i|f_i)q(\mathbf{v}_j|\mathbf{R})d\mathbf{u}_id\mathbf{v}_j. \quad (19)$$

For new item, the Eq. 18 can be rewritten similarly, and thus we omit here. The integrals in Eq. 18 and Eq. 19 can't be solved analytically. We use the Monte Carlo approximation to the predict the $p(\hat{R}_{ij}|\mathbf{R})$

$$p(\hat{R}_{ij}|\mathbf{R}) \approx \frac{1}{S} \sum_{s=1}^S p_{\gamma}(R_{ij}|\mathbf{u}_i^s, \mathbf{v}_j^s), \quad (20)$$

where S is the number of samplings, \mathbf{u}_i^k and \mathbf{v}_j^k are samplings from posterior distributions of \mathbf{u}_i and \mathbf{v}_j (prior distribution in cold start scenario), respectively. Finally, we can use the expectation of $p(\hat{R}_{ij}|\mathbf{R})$ as the predictive value for user i and item j .

5 EXPERIMENTAL SETUP

5.1 Research Questions

We seek to answer these research questions that guide the remainder of the paper: **(RQ1)** Does our proposed NVHCF outperform the state-of-the-art collaborative filtering methods for implicit feedback on real world sparse datasets? **(RQ2)** Can our proposed model effectively handle cold start problem? **(RQ3)** How do the key hyperparameters (*neg_ratio* and embedding size D) of NVHCF affect recommendation performance? **(RQ4)** Do the *side information-specific* priors help to improve recommendation performance?

5.2 Dataset

MovieLens-100K (ML-100k)¹. This dataset is a user-movie dataset. Each rating value is in range of 1-5. Since we consider implicit feedback, following [4, 16], we convert the ratings ≥ 4 to 1 and those < 4 to 0. Same to [16], we regard users' tags as side information of the users. We use movie descriptions as side information of items.

MovieLens-1M (ML-1M)². For this dataset, we convert ratings to implicit feedback as the same as we do for ML-1M. We take users' demographics (Gender, Age, Occupation and Zip code) as user side information and descriptions of movies as item side information.

Lastfm (lastfm-2k)³. For this dataset, we set the user-item feedback R_{ij} to be 1 if the user i has listened to the item j ; otherwise, it is 0. We use items' tag information and users' social information as side information of items and users, respectively. Table 1 shows the statistics of the datasets and side information we used in the experiment. The three datasets have different sparsity ratios, which are for providing verification of model performance with different sparsities.

¹<https://grouplens.org/datasets/movielens/100K/>.

²<https://grouplens.org/datasets/movielens/1M/>.

³<http://www.lastfm.com>.

5.3 Baselines and Experimental Settings

We make comparisons between our NVHCF and the following state-of-the-art baseline algorithms:

- (1) **PMF**: This model [19] is a traditional latent factor model for CF.
- (2) **BPR**: This model [23] optimizes a pair-wise ranking loss for CF.
- (3) **DCF**: This model [16] uses marginalized denoising stacked auto-encoders to incorporate both users' and items' side information into MF.
- (4) **CVAE**: This model [17] incorporates items side information into MF through VAE.
- (5) **NeuMF**⁴: This model [8] uses neural network to model interaction between users and items features. We use the source code provided by the author.
- (6) **VAE-CF**: This model [18] is a state-of-the-art method that directly apply VAE to the task of CF. We use multinomial likelihood function in our experiment and set $\beta = 0.1$.
- (7) **aSDAE**: This model [4] utilizes a hybrid stack denoising autoencoder to incorporate users' and items' side information into MF.
- (8) **NFM**: This model [7] is the state-of-the-art hybrid recommendation method, which uses Bi-Interaction layer to incorporate both feedback information and content information. We use pair-wise loss with negative sampling to train it. Similarly to [8, 32], we adopt the leave-one-out evaluation method. For each user, we utilize the latest feedback for testing and the remaining data for training. Following [5, 8], we also randomly choose 99 items which are not interacted by the user as negative samples for testing and rank the test items among the 100 items for evaluation. For ItemKNN, We use the settings provided by [10]. For other baselines, the optimal parameters are set according to the literatures. For our NVHCF, we set $neg_ratio = 5$, $S = 128$ and $D=128$. The minibatch is set to 128. The two generative networks both are two latent layers with Relu activation. The last layer of generative network is sigmoid activation. The two prior networks are one latent layer.

5.4 Evaluation Metrics

For evaluating our model's performance on implicit feedback, we use two common evaluation metrics for top- k recommendation: HR@ k (Hit Ratio at k) [8] and NDCG@ k (Normalized Discounted Cumulative Gain at k) [2].

6 RESULTS AND ANALYSIS

6.1 Overall Performance (RQ1)

Table 2 lists the top- k recommendation performance of all methods on the three sparse datasets, ML-100K, ML-1M and Lastfm, in terms of HR@5 and NDCG@5. The following findings can be observed from Table 2: (1) Most neural network-based algorithms, i.e., CVAE, NeuMF, VAE-CF and NVHCF, outperform linear traditional baseline algorithms, e.g., PMF, which demonstrates that deep neural network does help to obtain more subtle and better latent representations of users and items. (2) Our NVHCF almost achieves all the best performance in terms of the three datasets and the two metrics, which confirms the effectiveness of our NVHCF to the CF task. (3) We also observe, the VAE-based method, i.e., VAE-CF and our NVHCF achieve promising performance, which demonstrates that the Bayesian nature and non-linearity of neural network can help infer better latent preferences of users and items. (4) Although both

⁴https://github.com/hexiangnan/neural_collaborative_filtering.

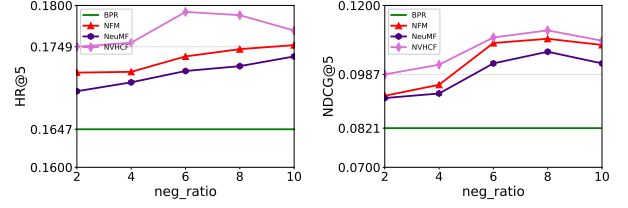


Figure 2: Performance on HR@5 and NDCG@5 metrics with different negative sampling ratio on Lastfm dataset.

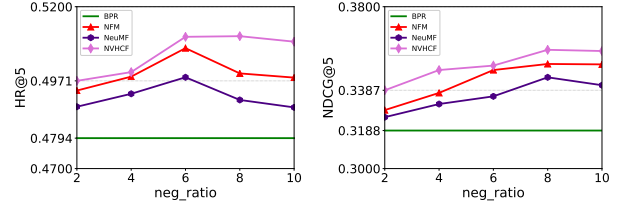


Figure 3: Performance on HR@5 and NDCG@5 metrics with different negative sampling ratio on ML-100K dataset.

based on VAE, our NVHCF outperforms VAE-CF and CVAE in terms of all datasets and all metrics, which shows the advantage of our conditional VAE framework. (5) Our NVHCF outperforms state-of-the-art hybrid methods including DCF, CVAE, aSDAE and NFM, which demonstrates the effectiveness of our way of incorporating side information.

6.2 Cold Start Performance Comparison (RQ2)

To evaluate our model on different cold start scenarios, similar to [26], we form evaluation sets in different cold ratios. We first split the dataset into training (80%), validation (10%) and test sets (10%). For 30% cold users, we random choose 30% samples in the validation and test sets and give each sample a specific user id only for the sample. We evaluate our model in 30%, item cold (cold-i), 30% user cold (cold-u) scenarios on three datasets in term of NDCG@5. Since some baselines (BPR, NeuMF and VAE-CF) only use feedback information and don't work properly on cold scenario, we don't compare NVHCF with them. Tabel. 3 shows the performance of NVHCF and other hybrid methods in different cold start scenarios. Note that CVAE cannot handle cold user problem, thus we don't report experiments of it in cold user scenario. As it can be seen, NVHCF significantly outperforms recent hybrid methods, CVAE, aSDAE, NFM in the scenarios of both cold items and cold users, which illustrates that latent prior representations generated by NVHCF in cold scenarios work better than the state-of-the-art. The finding that NVHCF and NFM outperform CVAE, aSDAE and DCF indicates that using neural network to model interactions between users and items works better than those of simply using dot product.

6.3 Sensitivity Analysis (RQ3)

Next, we turn to answer research question RQ3. We study the effect of the hyper-parameters on recommendation performance. To evaluate the effects of the dimension of latent space, we compare the

Table 2: Recommendation performance comparison between our NVHCF and baselines.

Datasets	Metrics	PMF	BPR	DCF	CVAE	NeuMF	VAE-CF	aSDAE	NFM	NVHCF
ML-100K	HR@5	0.4634	0.4794	0.4708	0.4721	0.4942	0.5032	0.4821	0.5057	0.5107
	NDCG@5	0.3021	0.3188	0.3271	0.3185	0.3357	0.3401	0.3298	0.3398	0.3508
ML-1M	HR@5	0.5111	0.5312	0.5393	0.5392	0.5485	0.5642	0.5517	0.5621	0.5725
	NDCG@5	0.3463	0.3646	0.3690	0.3771	0.3865	0.3925	0.3758	0.3886	0.4014
Lastfm	HR@5	0.1214	0.1679	0.1627	0.1623	0.1701	0.1741	0.1587	0.1677	0.1786
	NDCG@5	0.0617	0.0821	0.0889	0.0914	0.1078	0.1067	0.0987	0.1082	0.1174

Table 3: Recommendation performance comparison in different cold start scenarios on three datasets in terms of NDCG@5.

	ML-100K		ML-1M		Lastfm	
	cold-i	cold-u	cold-i	cold-u	cold-i	cold-u
DCF	.1441	.1659	.1881	.1922	.0531	.0362
CVAE	.1385	-	.1571	-	.0414	-
aSDAE	.1762	.1726	.1865	.2124	.0734	.0525
NFM	.1778	.1823	.1953	.2274	.0921	.0603
NVHCF	.1927	.2033	.2151	.2435	.1124	.0741

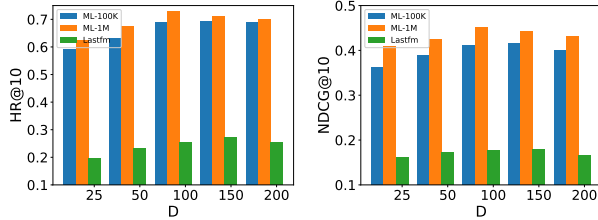


Figure 4: Performance on HR@10 and NDCG@10 metrics with different embedding size on the three datasets.

performance for different dimensions fixing $neg_ratio = 5$ parameters on the three datasets in term of NDCG@10 and HR@10, where the size of embeddings' dimension, D , is set to be 25, 50, 100, 150 and 200, respectively. We can observe that larger dimension leads to better performance. Specifically, the optimal embedding size of NVHCF for Lastfm is 150, and for ML-100K and ML-1M it is 100. According to Figure 4, our NVHCF outperforms other baselines on different embedding size. This, once again, demonstrates the effectiveness of our NVHCF for top- k recommendation.

To understand the influence of the negative sampling ratio ($neg_ratio \in [2, 4, 6, 8, 10]$) on NVHCF and other baselines which involve negative sampling (e.g., NeuMF, NFM and BPR), we compare the performance for different neg_ratio on ML-100K and Lastfm in terms of HR@5 and NDCG@5. It should be noted that the neg_ratio is fixed to 1 for BPR due to its pairwise objection [8]. Figures 3 and 2 show the performance w.r.t different negative sampling ratios. The following findings can be observed from Figures 3 and 2: (1) In general, sampling more negative samples will lead to better performance. (2) NVHCF beats other baselines on the two datasets. (3) For the two datasets, the optimal ratio for our NVHCF is between 6 and 8, which indicates we can tune neg_ratio to achieve best performance.

Table 4: Recommendation performance comparison between different variants of NVHCF in terms of HR@10 and NDCG@10.

Datasets	Metrics	NVH-n	NVH-u	NVH-i	NVH
ML-100K	HR@10	.6531	.6611	.6734	.6896
	NDCG@10	.3986	.4017	.4052	.4108
ML-1M	HR@10	.6952	.7178	.7231	.7286
	NDCG@10	.4128	.4412	.4431	.4528
Lastfm	HR@10	.2438	.2512	.2481	.2543
	NDCG@10	.1644	.1725	.1689	.1782

6.4 Contribution of Side Information-Specific Priors (RQ4)

Finally, we turn to answer **RQ4** for understanding the effect of *side information-specific*. We consider three variants of our NVHCF: NVH-n (NVHCF-none), NVH-u (NVHCF-user) and NVH-i (NVHCF-item). For example, the NVHCF-item represents we only keep the item prior network and remove the user prior network (the KL divergence $KL(q_{\phi_u}(u_i|X_i)||p_{\phi_u}(u_i|f_i))$ in Eq.14 degenerate to $KL(q_{\phi_u}(u_i|X_i)||\mathcal{N}(0, I_D))$, which means the priors for all users are the same standard Normal distribution. Similarly, the NVHCF-n represents the model where we remove both users and items prior networks. Table 4 shows recommendation performance between different variants of NVHCF. We can find NVHCF outperforms other variants, which demonstrates considering both users' and items' *side information-specific* can get better performance than considering only one of them. We can observe NVHCF-i better than NVHCF-u on Movie datasets (ML-100K, ML-1M), which demonstrates that incorporating items side information into prior is more effective than incorporating users side information. This may be due to the fact that the movies' side information (features) can better model its latent representation than users' side information. In contrast, for Lastfm dataset, the users' side information (social information) is more helpful than items' side information to improve recommendation performance.

7 CONCLUSIONS

In this paper, we studied the problem of inferring effective latent factors of users and items for CF. We have proposed a new algorithm, Neural Variational Hybrid Collaborative Filtering, NVHCF, that is the first unified deep generative framework for hybrid collaborative filtering. Our NVHCF models both users' and items' generative processes, which enables it to make recommendation when a new user or a new item comes. Our NVHCF incorporates side information

of users and items through *side information-specific* priors, which enables our model to alleviate matrix sparsity and better model users' preference and items' features. For inference, we proposed a conditional stochastic gradient variational bayesian algorithm. The Bayesian nature and non-linearity of the neural network enable our NVHCF to learn better latent factors of users and items. Our NVHCF is a unified deep generative model which make it be able to handle the cold start problem via a full Bayesian probabilistic view. Experimental results show that our NVHCF yields better recommendation performance and effectively handles cold start problem. As to future work, we plan to apply NVHCF to tackle other recommendation tasks such as recommending a knowledgeable user to a question in question-answering community.

REFERENCES

- [1] Deepak Agarwal and Bee-Chung Chen. 2009. Regression-based latent factor models. In *Proceedings of the 15th ACM SIGKDD international conference on Knowledge discovery and data mining*. ACM, 19–28.
- [2] Bruce Croft, Donald Metzler, and Trevor Strohman. 2009. Search Engines: Information Retrieval in Practice. (2009).
- [3] James Davidson, Benjamin Liebal, Junning Liu, Palash Nandy, Taylor Van Vleet, Ullas Gargi, Sujoy Gupta, Yu He, Mike Lambert, Blake Livingston, and Dasarathi Sampath. 2010. The YouTube Video Recommendation System. In *RecSys*. 293–296.
- [4] Xin Dong, Lei Yu, Zhonghuo Wu, Yuxia Sun, Lingfeng Yuan, and Fangxi Zhang. 2017. A Hybrid Collaborative Filtering Model with Deep Structure for Recommender Systems.. In *AAAI Conference on Artificial Intelligence*. 1309–1315.
- [5] Ali Mamdouh Elkahky, Yang Song, and Xiaodong He. 2015. A Multi-View Deep Learning Approach for Cross Domain User Modeling in Recommendation Systems. In *Proceedings of the 24th International Conference on World Wide Web*. 278–288.
- [6] Huifeng Guo, Ruiming Tang, Yunming Ye, Zhenguo Li, and Xiuqiang He. 2017. DeepFM: a factorization-machine based neural network for CTR prediction. In *Proceedings of the 26th International Joint Conference on Artificial Intelligence*. AAAI Press, 1725–1731.
- [7] Xiangnan He and Tat-Seng Chua. 2017. Neural factorization machines for sparse predictive analytics. In *Proceedings of the 40th International ACM SIGIR conference on Research and Development in Information Retrieval*. ACM, 355–364.
- [8] Xiangnan He, Lizi Liao, Hanwang Zhang, Liqiang Nie, Xia Hu, and Tat-Seng Chua. 2017. Neural collaborative filtering. In *Proceedings of the 26th International Conference on World Wide Web*. International World Wide Web Conferences Steering Committee, 173–182.
- [9] Matthew D Hoffman and Matthew J Johnson. 2016. Elbo surgery: yet another way to carve up the variational evidence lower bound. In *Workshop in Advances in Approximate Bayesian Inference, NIPS*.
- [10] Yifan Hu, Yehuda Koren, and Chris Volinsky. 2008. Collaborative filtering for implicit feedback datasets. In *Data Mining, 2008. ICDM'08. Eighth IEEE International Conference on*. Ieee, 263–272.
- [11] Yong-Deok Kim and Seungjin Choi. 2014. Scalable Variational Bayesian Matrix Factorization with Side Information. (2014), 493–502.
- [12] D. P. Kingma and M. Welling. 2014. Auto-Encoding Variational Bayes. In *International Conference on Learning Representations*.
- [13] Alex Krizhevsky, Ilya Sutskever, and Geoffrey E Hinton. 2012. Imagenet classification with deep convolutional neural networks. In *Advances in neural information processing systems*. 1097–1105.
- [14] Yann LeCun, Yoshua Bengio, and Geoffrey Hinton. 2015. Deep learning. *nature* 521, 7553 (2015), 436.
- [15] Wonsung Lee, Kyungwoo Song, and Il-Chul Moon. 2017. Augmented Variational Autoencoders for Collaborative Filtering with Auxiliary Information. In *ACM International Conference on Information and Knowledge Management*. ACM, 1139–1148.
- [16] Sheng Li, Jaya Kawale, and Yun Fu. 2015. Deep collaborative filtering via marginalized denoising auto-encoder. In *Proceedings of the 24th ACM International Conference on Information and Knowledge Management*. ACM, 811–820.
- [17] Xiaopeng Li and James She. 2017. Collaborative variational autoencoder for recommender systems. In *Proceedings of the 23rd ACM SIGKDD International Conference on Knowledge Discovery and Data Mining*. ACM, 305–314.
- [18] Dawen Liang, Rahul G Krishnan, Matthew D Hoffman, and Tony Jebara. 2018. Variational Autoencoders for Collaborative Filtering. In *Proceedings of the 2018 World Wide Web Conference on World Wide Web*. International World Wide Web Conferences Steering Committee, 689–698.
- [19] Andriy Mnih and Ruslan R Salakhutdinov. 2008. Probabilistic matrix factorization. In *Advances in neural information processing systems*. 1257–1264.
- [20] Eric Nalisnick and Padhraic Smyth. 2017. Stick-breaking variational autoencoders. *ICLR* (2017).
- [21] Rong Pan, Yunhong Zhou, Bin Cao, Nathan N Liu, Rajan Lukose, Martin Scholz, and Qiang Yang. 2008. One-class collaborative filtering. In *Data Mining, 2008. ICDM'08. Eighth IEEE International Conference on*. IEEE, 502–511.
- [22] Sunho Park, Yong Deok Kim, and Seungjin Choi. 2013. Hierarchical Bayesian matrix factorization with side information. In *IJCAI*. 1593–1599.
- [23] Steffen Rendle, Christoph Freudenthaler, Zeno Gantner, and Lars Schmidt-Thieme. 2009. BPR: Bayesian personalized ranking from implicit feedback. In *UAI*. 452–461.
- [24] Danilo Jimenez Rezende, Shakir Mohamed, and Daan Wierstra. 2014. Stochastic backpropagation and approximate inference in deep generative models. *arXiv preprint arXiv:1401.4082* (2014).
- [25] Ruslan Salakhutdinov and Andriy Mnih. 2008. Bayesian probabilistic matrix factorization using Markov chain Monte Carlo. In *International Conference on Machine Learning*. ACM, 880–887.
- [26] Shaoyun Shi, Min Zhang, Yiqun Liu, and Shaoping Ma. 2018. Attention-based Adaptive Model to Unify Warm and Cold Starts Recommendation. In *Proceedings of the 27th ACM International Conference on Information and Knowledge Management*. ACM, 127–136.
- [27] Martin J Wainwright, Michael I Jordan, et al. 2008. Graphical models, exponential families, and variational inference. *Foundations and Trends® in Machine Learning* 1, 1–2 (2008), 1–305.
- [28] Chong Wang and David M. Blei. 2011. Collaborative topic modeling for recommending scientific articles. In *KDD*. 448–456.
- [29] Hao Wang, Naiyan Wang, and Dit-Yan Yeung. 2015. Collaborative deep learning for recommender systems. In *Proceedings of the 21th ACM SIGKDD International Conference on Knowledge Discovery and Data Mining*. ACM, 1235–1244.
- [30] Jun Wang, Lantao Yu, Weinan Zhang, Yu Gong, Yinghui Xu, Benyou Wang, Peng Zhang, and Dell Zhang. 2017. Irgan: A minimax game for unifying generative and discriminative information retrieval models. In *SIGIR*. ACM, 515–524.
- [31] Wenlin Wang, Yunchen Pu, Vinay Kumar Verma, Kai Fan, Yizhe Zhang, Changyou Chen, Piyush Rai, and Lawrence Carin. 2018. Zero-Shot Learning via Class-Conditioned Deep Generative Models. In *AAAI Conference on Artificial Intelligence*.
- [32] Hong-Jian Xue, Xinyu Dai, Jianbing Zhang, Shujian Huang, and Jiajun Chen. 2017. Deep Matrix Factorization Models for Recommender Systems. In *International Joint Conferences on Artificial Intelligence*. 3203–3209.
- [33] Shuai Zhang, Lina Yao, and Aixin Sun. 2017. Deep learning based recommender system: A survey and new perspectives. *arXiv preprint arXiv:1707.07435* (2017).