

## Oscillator Strengths for Ultraviolet Transitions in P II – The Multiplet at 1308 Å

M.S. BROWN,<sup>1</sup> R.B. ALKHAYAT,<sup>1</sup> R.E. IRVING,<sup>1</sup> N. HEIDARIAN,<sup>1</sup> J. BANCROFT BROWN,<sup>1</sup> S.R. FEDERMAN,<sup>1</sup> S. CHENG,<sup>1</sup> AND L.J. CURTIS<sup>1</sup>

<sup>1</sup>*Department of Physics and Astronomy, University of Toledo, Toledo, OH 43606*

### ABSTRACT

We report lifetimes, branching fractions, and the resulting oscillator strengths for transitions within the P II multiplet ( $3s^23p^2\ ^3P - 3s3p^3\ ^3P^o$ ) at 1308 Å. These comprehensive beam-foil measurements, which are the most precise set currently available experimentally, resolve discrepancies involving earlier experimental and theoretical results. Interstellar phosphorus abundances derived from  $\lambda$ 1308 can now be interpreted with greater confidence. In the course of our measurements, we also obtained an experimental lifetime for the  $3p4s\ ^3P^o_0$  level of P IV. This lifetime agrees well with the available theoretical calculation.

*Keywords:* atomic data — ISM: abundances — ISM: atoms — methods:laboratory — ultraviolet: ISM

### 1. INTRODUCTION

Singly-ionized phosphorus, which is the element's dominant charge state in neutral diffuse interstellar gas, is used to probe depletion onto interstellar grains in the Galaxy (e.g., Jura & York 1978; Dufton et al. 1986; Jenkins et al. 1986; Lebouteiller et al. 2005; Cartledge et al. 2006; Jenkins 2009) and in the Magellanic Clouds (e.g., Mallouris et al. 2001; Tchernyshyov et al. 2015). Knowledge of the amount of depletion in terms of gas density then allows studies of metallicity and the nucleosynthetic history in more distant galaxies and damped Lyman- $\alpha$  systems (e.g., Molaro et al. 2001; Levshakov et al. 2002; Pettini et al. 2002; Dessauges-Zavadsky et al. 2007; Som et al. 2015; De Cia et al. 2016) via P II absorption. Two transitions originating from the ground state ( $\lambda$ 1153, 1302) in this ion are the most commonly used ones for Galactic studies (e.g., Jenkins et al. 1986; Cartledge et al. 2006; Jenkins 2009). These transitions have moderate to moderately large oscillator strengths ( $f$ -values), as noted in the most recent compilation of (Morton 2003); the line at 1302 Å is the weaker of the two. Morton recommended the theoretical  $f$ -values of (Hibbert 1988) for the multiplet ( $\lambda$ 1308) containing the line at 1302 Å. Hibbert's computed lifetimes for the upper levels  $3s3p^3\ ^3P^o_j$  are in close agreement with the experimental results of Livingston et al. (1975), who quoted about 20% accuracy. Other experimental results (Savage & Lawrence 1966; Curtis et al. 1971; Smith 1978) for this multiplet, however, differ considerably (factors of 2) from those of Livingston et al. (1975). The early theoretical work of Beck & Sinanoğlu (1972) agreed reasonably well with the experimental results available at the time (Savage & Lawrence 1966; Curtis et al. 1971). The theoretical results of Brage et al. (1993) lie between those of Curtis et al. (1971) and Livingston et al. (1975). More recent large-scale calculations do not provide a resolution. While the results of Tayal (2003) and Froese Fischer et al. (2006) agree very well, the  $f$ -values are nearly twice those given by Hibbert (1988). The importance of P II oscillator strengths in astronomical studies is discussed in the recent compilation by Cashman et al. (2017), who prefer using the results from Froese Fischer et al. (2006).

These conflicting results have forced astronomers to derive empirical  $f$ -values from interstellar spectra, but the situation remains unsatisfactory. Based on their comparison of  $b$ -values for interstellar S II and P II lines, Harris & Mas Hesse (1986) suggested a value of 9.2 for the ratio of  $f$ -values for the lines at 1153 and 1302 Å. Dufton et al. (1986), on the other hand, adopted earlier calculations by Hibbert (1986) and in the analysis of their data that resulted in a ratio of 22. This is similar to the ratio obtained by Hibbert (1988). For comparison, Brage et al. (1993) obtained a ratio of 11.2, Tayal (2003) a ratio of 11.5, and Froese Fischer et al. (2006) a ratio of 12.1.

We seek a resolution to the question of the most appropriate  $f$ -values to use for interstellar studies by extending our earlier results on the multiplet containing the line at 1153 Å (Federman et al. 2007) through measurements of the pertinent data for the multiplet  $\lambda$ 1308. Through beam-foil spectroscopic techniques, we present experimental lifetimes and branching fractions

to derive  $f$ -values. Our empirical results are the most comprehensive to date and are of sufficient accuracy to discern the most consistent theoretical efforts.

## 2. EXPERIMENTAL DETAILS

The measurements were performed at the Toledo Heavy Ion Accelerator. Details describing this facility can be found in our earlier papers (e.g., [Federman et al. 1992](#); [Haar et al. 1993](#); [Schechtman et al. 2000](#)). Here we focus on the specifics relevant to the P II data for the multiplet at  $\lambda 1308$ . As in our earlier work on P II ([Federman et al. 2007](#)), phosphorus ions were produced utilizing a low-temperature oven and subsequent charging through interactions in an argon plasma. Lifetime measurements and the spectra for branching fractions were obtained using energies of 170 and 220 keV. Because the lines in this multiplet were relatively weak, only forward decay curves were acquired (i.e., moving away from the slit of the monochromator). Beam divergence, foil thickening, and nuclear scattering were investigated while interpreting our data (see [Federman et al. 2007](#)). Our ion source was typically set to produce  $P^+$  prefoil beam currents of 100 nA. These ions passed through carbon foils whose thicknesses were  $2.4 \mu\text{g cm}^{-2}$  and emerged both in a variety of charge states and excited states. An Acton 1 m normal-incidence vacuum ultraviolet monochromator with  $2400 \text{ line mm}^{-1}$  gratings blazed at  $800 \text{ \AA}$  was used for the measurements. Lifetime measurements and the spectrum of P IV were obtained with one grating; the P II spectra were obtained with a newer grating of the same specifications. The only noticeable effect involved the instrumental linewidth, which changed from 0.22 to  $0.27 \text{ \AA}$ . A Galileo channeltron was utilized to detect the emitted radiation at the exit slit of the monochromator.

Blending among spectral features and the relative weakness of the lines of interest prevented us from performing a complete set of measurements. We instead focused on those which would yield accurate results. Lifetimes for the  $J = 1$  and 2 levels in the upper state  $3s3p^3 \ ^3P^o$  were obtained from decay curves involving transitions at  $1301.87$  and  $1310.70 \text{ \AA}$ , respectively, to the ground state  $3s^23p^2 \ ^3P$ . Systematic effects were studied by the acquisition of decay curves for  $J = 2$  at two energies. Multiexponential fits were used to extract lifetimes. However, in most instances a single exponential sufficed. Furthermore, the error bars associated with the lifetimes take into account both statistical and experimental uncertainties. The decay curve for the  $J = 2$  line obtained in the forward direction was best fit by two exponentials; we ascribe the short-lived decay component of the fit to a transition in P IV at  $655 \text{ \AA}$  seen in second order ( $3p^2 \ ^3P_1 - 3p4s \ ^3P^o_0$ ). We only saw the effects of P IV in one decay curve because the feature is present on the red side of the P II line and therefore depended on the placement of the grating when peaking up on  $\lambda 1310$ . Additional measurements at 205 keV were made on the P IV line at  $655 \text{ \AA}$  for further confirmation of its short lifetime. Figure 1 shows the decay curve for the  $^3P_2 - ^3P^o_2$  line of P II at  $1310 \text{ \AA}$  at a beam energy of 170 keV.

Cascades from higher lying levels, which affect the populations of the levels of interest, could impact our lifetime measurements. Large-scale computations ([Hibbert 1988](#); [Tayal 2003](#); [Froese Fischer et al. 2006](#)), however, suggest that repopulation is not a concern in our experiment. These calculations indicate that decays from the  $3s^23p4p \ ^3D$ ,  $^3P$ , and  $^3S$  states may repopulate the  $3s3p^3 \ ^3P^o$  state, with typical lifetimes of 7 to 12 ns. We do not find clear evidence for lifetimes in this range from our multiexponential fits at the precision of our measurements. More importantly, [Hibbert \(1988\)](#) and [Froese Fischer et al. \(2006\)](#) determined multiplet Einstein  $A$  coefficients for transitions between these states that were less than a few times  $10^7 \text{ s}^{-1}$ ; this suggests the transitions may be too weak to play a significant role in the repopulation of the levels in question.

When more than one decay channel is present, a combination of lifetimes and branching fractions are needed to derive oscillator strengths. The theoretical results of [Hibbert \(1988\)](#), [Tayal \(2003\)](#), and [Froese Fischer et al. \(2006\)](#) indicate that intercombination lines arising from the  $3s3p^3 \ ^3P^o$  state are weak and are below the sensitivity of our experiment. Therefore, we focused on branching among the dipole-allowed transitions between 1300 and  $1312 \text{ \AA}$ . Two scans were required to cover the multiplet in which there was an overlap in the region between  $1304$  and  $1306 \text{ \AA}$ . The overlap region was utilized to normalize the spectra covering the multiplet. The added signal in this portion of the spectrum aided in fitting the blend of lines. A further complication was the numerous weak lines from the P IV multiplet  $\lambda 655$  seen in second order at these wavelengths, as well the P I lines appearing in first order at  $1305.0$ ,  $1305.7$  and  $1306.0 \text{ \AA}$  ([Kelly 1987](#)). In order to minimize effects of the rapidly decaying P IV features, spectral scans were acquired 4 mm upstream from the monochromator entrance slit at a beam energy of 170 keV.

As a guide to help determine the amount of contamination from the P IV lines in P II spectra, a spectrum from  $650$  to  $658 \text{ \AA}$  with a beam energy of 205 keV was acquired with the foil position zero mm upstream of the monochromator entrance slit (see Figure 2). The P IV spectrum was fit by allowing the dispersion, line intensities, and the multiplet wavelength to vary while keeping the line separations fixed to the wavelengths in [Kelly \(1987\)](#). The intensities from this fit were scaled to those seen in the P II spectrum at 4 mm upstream with a dispersion of  $0.27 \text{ \AA}$ , and the scaled P IV lines were subtracted from the P II spectrum. The impact of the contamination from P I lines on the P II multiplet under study was deduced from a spectrum obtained at 120 keV at zero mm offset. The least blended P I line at  $1306.0 \text{ \AA}$  was fit and the intensities for the other lines scaled to the intensities

in Kelly (1987) before subtracting the P I lines from the P II spectrum at 4 mm. Figure 3a shows the uncorrected P II spectrum with contaminating features and the corrected P II spectrum is displayed in Figure 3b.

Branching fractions are usually determined by measuring the relative integrated intensities from lines with a common upper level through Gaussian fits. The fitting procedure indicated that the line widths were indistinguishable from one another; we, therefore, relied on the intensities. The spectral interval is small enough that systematic differences in instrumental response are not a concern. For determining the uncertainty in branching fractions, the statistical error estimated from the uncertainty in P II line intensities was added in quadrature to the uncertainty in lifetime for the corresponding upper level. The systematic error from the P I and P IV blends was also considered; it was inferred from relative intensities of the contaminating lines to the P II lines, which did not exceed 5 to 10%. These systematic errors were added in quadrature to the statistical errors to determine the total errors in the branching fractions.

### 3. RESULTS AND DISCUSSION

Tables 1 through 3 show the results of our lifetime measurements, branching fractions, and derived oscillator strengths, respectively. In Table 1, we present our lifetime measurements as well as comparisons with earlier experiments and theoretical calculations. The lifetime of the  $3s3p^3\ ^3P^o\ J_u=2$  level was obtained from the weighted average of measurements of the  $\lambda 1310$  line at two beam energies, 170 and 220 keV. Figure 1 shows the decay curve for the line at  $1310\ \text{\AA}$  at a beam energy of 170 keV. Our lifetime measurements are most consistent with the beam-foil results of Livingston et al. (1975) and with the theoretical calculations of Brage et al. (1993), Tayal (2003), and Froese Fischer et al. (2006). These theoretical efforts were based on versions of the multiconfiguration-Hartree-Fock (MCHF) technique, with corrections for relativistic effects. However, the two experiments using the phase shift method (Savage & Lawrence 1966; Smith 1978) yielded much shorter lifetimes. Our experimental values differ slightly from the lifetimes given by Hibbert (1988). We note that  $\lambda 1304.49$  associated with  $J_u = 0$  is too blended with  $\lambda 1304.68$ , making it difficult to measure the lifetime for this level. Therefore, we do not list a multiplet value in our results for oscillator strength. However, the theoretical calculations (Hibbert 1988; Tayal 2003) predicted that the levels with higher angular momenta have longer lifetimes.

Our lifetime for the  $3p4s\ ^3P^o_0$  level of P IV is  $0.27 \pm 0.04$  ns, a value that agrees with the theoretical prediction of Gupta & Msezane (2002) (0.2205 ns), who used the CIV3 code of Hibbert (1975). The isolated measurement confirms our supposition that the short-lived decay found for the  $J = 2$  level of P II  $3s3p^3\ ^3P^o$  (see Figure 1) arises from P IV. The result for P IV leads us to the following suggestions regarding earlier experimental determinations. First, the shorter lifetime obtained by Curtis et al. (1971), also based on beam-foil spectroscopy, could be the result of contamination from the P IV decay. Second, Livingston et al. (1975) noted the presence of a second decay besides the one associated with P II with a lifetime of  $1.2 \pm 0.4$  ns that they ascribed to a blend with O I. Within the precision of their measurements, the shorter lifetime could instead arise from P IV.

Hibbert (1988), Tayal (2003), and Froese Fischer et al. (2006) provided a complete set of results for the multiplet at  $1308\ \text{\AA}$ , from which branching fractions can be inferred. The branching fractions from the three calculations agree well and show slight differences from those obtained from LS coupling rules (see Table 2). LS coupling gives relative strengths of 0.750 and 0.250 for the transitions to  $J_l = 2$  and  $J_l = 1$ . Hibbert (1988) found values of 0.758 and 0.242, while Tayal (2003) gives branching fractions of 0.756 and 0.241 and Froese Fischer et al. (2006) 0.756 and 0.244. Some minor variation is seen among the theoretical calculations for the  $J_u = 1$  branching fractions, where LS coupling gives 0.417, 0.250, and 0.333 for decays to  $J_l = 2, 1,$  and  $0$ . Hibbert (1988) obtained respective values of 0.378, 0.276, and 0.346, while those of Tayal (2003) are 0.391, 0.270, and 0.339 and those of Froese Fischer et al. (2006) are 0.414, 0.254, and 0.332. Also, shown are the results of a semi-empirical calculation (Bancroft Brown et al. 2011) in which the mixing between LS-coupled basis states is determined from the observed energy levels. This simple approach has worked well for forbidden lines in a number of sequences but clearly fails to account precisely for the configuration interactions in the present case.

Although the three computations yielded very similar branching fractions, we obtained experimental values to check for the possibility of unexpected anomalies and they are also shown in Table 2. The results from fitting our spectrum of the multiplet are consistent with these predictions, but they do not favor one over another because the experimental uncertainties are too large. The experimentally determined branching fractions for the  $J_u = 2$  level are  $0.22 \pm 0.02$  ( $J_l = 1$ ) and  $0.78 \pm 0.05$  ( $J_l = 2$ ), while for the  $J_u = 1$  level they are  $0.36 \pm 0.03$  ( $J_l = 0$ ),  $0.27 \pm 0.03$  ( $J_l = 1$ ), and  $0.37 \pm 0.04$  ( $J_l = 2$ ). We did not apply a correction to the intensities between spectra at 4 mm upstream and at zero offset relative to the entrance slit because our precision for lifetimes could not discern the very small variation with  $J_u$  seen in the calculations.

Finally, we compare our results on oscillator strength derived from our lifetimes and branching fractions in Table 3. Our experimental results for oscillator strengths are in very good agreement with those of Tayal (2003) and Froese Fischer et al. (2006). The calculations from Hibbert (1988), which formed the basis of Morton's (2003) compilation, are lower by about 30%.

These oscillator strengths are smaller because of the cancellations in the dipole matrix elements due to the strong configuration interactions between  $3s3p^2$  and  $3s^23pnd$ . Moreover, the ratio of our experimental oscillator strengths for P II  $\lambda 1153$  obtained from Federman et al. (2007) and P II  $\lambda 1302$  acquired from this work is  $13.9 \pm 2.0$ , which is in very good agreement with the ratio given by MCHF calculations (Brage et al. 1993; Tayal 2003; Froese Fischer et al. 2006). Thus, our measurements provide support for the assessment on P II  $f$ -values given by Cashman et al. (2017).

#### 4. CONCLUSIONS

Results of beam-foil measurements yielding lifetimes and branching fractions for the transitions associated with the P II multiplet at 1308 Å were presented. These were combined to yield oscillator strengths that are needed for studies of the phosphorus abundance in the diffuse interstellar medium of our Galaxy and more distant ones. These experimental results represent the most precise values for this multiplet to date. Our branching fractions agree quite well with LS coupling rules but cannot differentiate between them and theoretical calculations given by Hibbert (1988), Tayal (2003), and Froese Fischer et al. (2006). Our results for lifetimes and oscillator strengths agree with the MCHF results of Tayal (2003) and Froese Fischer et al. (2006). Furthermore, the  $f$ -value ratio from our beam foil techniques for lines at 1153 and 1302 Å is  $13.9 \pm 2.0$ , very similar to the ratio obtained from MCHF calculations. The consistency now revealed between experiment and theory for these transitions in P II will provide more secure phosphorus abundances for interstellar matter.

This work was supported by NASA grant NNG06GC70G. J. Bancroft Brown and R.E. Irving acknowledge support by the National Science Foundation under Grant No. PHY- 0648963. We thank Dave Ellis for useful conversations.

## REFERENCES

- Bancroft Brown, J., Brown, M. S., Cheng, S., et al. 2011, *CaJPh*, 89, 413
- Beck, D., & Sinanoğlu, O. 1972, *PhRvL*, 28, 945
- Brage, T., Merkelis, G., & Froese Fischer, C. 1993, *PhLA*, 174, 111
- Cartledge, S. I. B., Lauroesch, J. T., Meyer, D. M., & Sofia, U. J. 2006, *ApJ*, 641, 327
- Cashman, F. H., Kulkarni V. P., Kisielius R., Ferland G. J., & Bogdanovich P. 2017, *ApJS*, 230,8
- Curtis, L. J., Berry, H. G., & Bromander, J. 1971, *PhLA*, 34, 169
- De Cia, A., Ledoux, C., Mattsson, L., et al. 2016, *A&A*, 596, A97
- Dessauges-Zavadsky, M., Calura, F., Prochaska, J. X., et al. 2007, *A&A*, 470, 431
- Dufton, P. L., Keenan, F. P., & Hibbert, A. 1986, *A&A*, 164, 179
- Federman, S. R., Beideck, D. J., Schectman, R. M., & York, D. G. 1992, *ApJ*, 401, 367
- Federman, S. R., Brown, M., Torok, S., et al. 2007, *ApJ*, 660, 919
- Froese Fischer, C., Tachiev, G., & Irimia, A. 2006, *ADNDT*, 92, 607
- Gupta, G. P., & Msezane, A. Z. 2002, *PhyS*, 66, 43
- Haar, R. R., Beideck, D. J., Curtis, L. J., et al. 1993, *NIMPB*, 79, 746
- Harris, A. W., & Mas Hesse, J. M. 1986, *ApJ*, 308, 240
- Hibbert, A. 1975, *CoPhC*, 9, 141
- 1986, *JPhB*, 19, L455
- 1988, *PhyS*, 38, 37
- Jenkins, E. B. 2009, *ApJ*, 700, 1299
- Jenkins, E. B., Savage, B. D., & Spitzer, L., Jr. 1986, *ApJ*, 301, 355
- Jura, M., & York, D. G. 1978, *ApJ*, 219, 861
- Kelly, R. L. 1987, *JPCRD*, 16, Suppl. 1
- Lebouteiller, V., Kuassivi, & Ferlet, R. 2005, *A&A*, 443, 509
- Levshakov, S. A., Dessauges-Zavadsky, M., D’Odorico, S., & Molaro, P. 2002, *ApJ*, 565, 696
- Livingston, A. E., Kernahan, J. A., Irwin, D. J. G., & Pinnington, E. H. 1975, *PhyS*, 12, 223
- Mallouris, C., Welty, D. E., York, D. G., et al. 2001, *ApJ*, 558, 133
- Molaro, P., Levshakov, S. A., D’Odorico, S., et al. 2001, *ApJ*, 549, 90
- Morton, D. C. 2003, *ApJS*, 149, 205
- Pettini, M., Rix, S. A., Steidel, C. C., et al. 2002, *ApJ*, 569, 742
- Savage, B. D., & Lawrence, G. M. 1966, *ApJ*, 146, 940
- Schectman, R. M., Cheng, S., Curtis, L. J., et al. 2000, *ApJ*, 542, 400
- Smith, W. H. 1978, *PhyS*, 17, 513
- Som, D., Kulkarni, V. P., Meiring, J., et al. 2015, *ApJ*, 806, 25
- Tayal, S. S. 2003, *ApJS*, 146, 459
- Tchernyshyov, K., Meixner, M., Seale, J., et al. 2015, *ApJ*, 811, 78

**Table 1.** P II Lifetimes for  $3s3p^3\ ^3P^o$  Levels

$J_u$	$\tau$ (ns)								
	Present	SL <sup>a</sup>	CMB <sup>b</sup>	LKIP <sup>c</sup>	S <sup>d</sup>	H <sup>e</sup>	BMF <sup>f</sup>	T <sup>g</sup>	FTI <sup>h</sup>
1	$14.0 \pm 0.8$	$6.4 \pm 0.8$	$9.0 \pm 0.5$	$15 \pm 4$	$5.4 \pm 0.6$	20.7	...	12.5	12.2
2	$14.6 \pm 0.5$	$6.4 \pm 0.8$	$9.0 \pm 0.5$	$15 \pm 4$	$5.4 \pm 0.6$	22.6	12.3	13.4	13.0

<sup>a</sup> Savage & Lawrence (1966) – phase shift experiment.

<sup>b</sup> Curtis et al. (1971) – beam-foil experiment.

<sup>c</sup> Livingston et al. (1975) – beam-foil experiment.

<sup>d</sup> Smith (1978) – phase shift experiment.

<sup>e</sup> Hibbert (1988) – configuration interaction calculation.

<sup>f</sup> Brage et al. (1993) – multi-configuration Hartree-Fock calculation.

<sup>g</sup> Tayal (2003) – multi-configuration Hartree-Fock calculation.

<sup>h</sup> Froese Fischer et al. (2006) – multi-configuration Hartree-Fock calculation.

**Table 2.** P II Branching Fractions for  $3s3p^3\ ^3P^o$  Levels

Transition	$J_l$	Present <sup>a</sup>	H <sup>b</sup>	T <sup>c</sup>	FTI <sup>d</sup>	BB <sup>e</sup>	LS coupling
$^3P_J - ^3P_1^o$	0	$0.36 \pm 0.03$	0.346	0.339	0.332	...	0.333
	1	$0.27 \pm 0.03$	0.276	0.270	0.254	...	0.250
	2	$0.37 \pm 0.04$	0.378	0.391	0.414	...	0.417
$^3P_J - ^3P_2^o$	1	$0.22 \pm 0.02$	0.242	0.241	0.244	0.318	0.250
	2	$0.78 \pm 0.05$	0.758	0.759	0.756	0.682	0.750

<sup>a</sup> This work – beam-foil experiment.

<sup>b</sup> Hibbert (1988).

<sup>c</sup> Tayal (2003).

<sup>d</sup> Froese Fischer et al. (2006).

<sup>e</sup> Bancroft Brown et al. (2011) – semi-empirical method.

**Table 3.** P II Oscillator Strengths for the Multiplet  $3s^23p^2\ ^3P - 3s3p^3\ ^3P^o$ 

$\lambda_{ul}$ (Å)	$J_l$	$J_u$	$f$ -value ( $\times 10^{-3}$ )										
			Present	SL <sup>a</sup>	CMB <sup>b</sup>	BS <sup>c</sup>	LKI <sup>d</sup>	S <sup>e</sup>	H <sup>f</sup>	BMF <sup>g</sup>	T <sup>h</sup>	FTI <sup>i</sup>	M <sup>j</sup>
1310.70	2	2	13.8 ± 1.0	...	...	...	...	...	8.4 <sup>k</sup>	...	14.6 <sup>k</sup>	15.1	8.4
	...	...	...	...	...	...	...	...	8.0 <sup>l</sup>	...	14.6 <sup>l</sup>	...	...
1309.87	2	1	4.1 ± 0.5	...	...	...	...	...	2.8 <sup>k</sup>	...	4.8 <sup>k</sup>	5.3	2.8
	...	...	...	...	...	...	...	...	2.6 <sup>l</sup>	...	4.8 <sup>l</sup>	...	...
1305.50	1	2	6.4 ± 0.6	...	...	...	...	...	4.5 <sup>k</sup>	...	7.6 <sup>k</sup>	8.1	4.5
	...	...	...	...	...	...	...	...	4.5 <sup>l</sup>	...	7.7 <sup>l</sup>	...	...
1304.68	1	1	4.9 ± 0.6	...	...	...	...	...	3.4 <sup>k</sup>	...	5.5 <sup>k</sup>	5.4	3.4
	...	...	...	...	...	...	...	...	3.3 <sup>l</sup>	...	5.6 <sup>l</sup>	...	...
1304.49	1	0	...	...	...	...	...	...	4.5 <sup>k</sup>	...	7.0 <sup>k</sup>	7.2	4.5
	...	...	...	...	...	...	...	...	4.4 <sup>l</sup>	...	7.0 <sup>l</sup>	...	...
1301.87	0	1	19.6 ± 2.0	...	...	...	...	...	12.7 <sup>k</sup>	...	20.7 <sup>k</sup>	21.0	12.7
	...	...	...	...	...	...	...	...	12.6 <sup>l</sup>	...	21.0 <sup>l</sup>	...	...
Multiplet	...	...	...	40 ± 5	29 ± 2	38.2 <sup>k</sup>	17 ± 5	48	11.8 <sup>k</sup>	22.6 <sup>k</sup>	...	...	11.8
	...	...	...	...	...	43.6 <sup>l</sup>	...	...	11.4 <sup>l</sup>	23.0 <sup>l</sup>	...	...	...

<sup>a</sup> Savage & Lawrence (1966).

<sup>b</sup> Curtis et al. (1971).

<sup>c</sup> Beck & Sinanoğlu (1972) – nonclosed many-electron theory.

<sup>d</sup> Livingston et al. (1975).

<sup>e</sup> Smith (1978).

<sup>f</sup> Hibbert (1988).

<sup>g</sup> Brage et al. (1993).

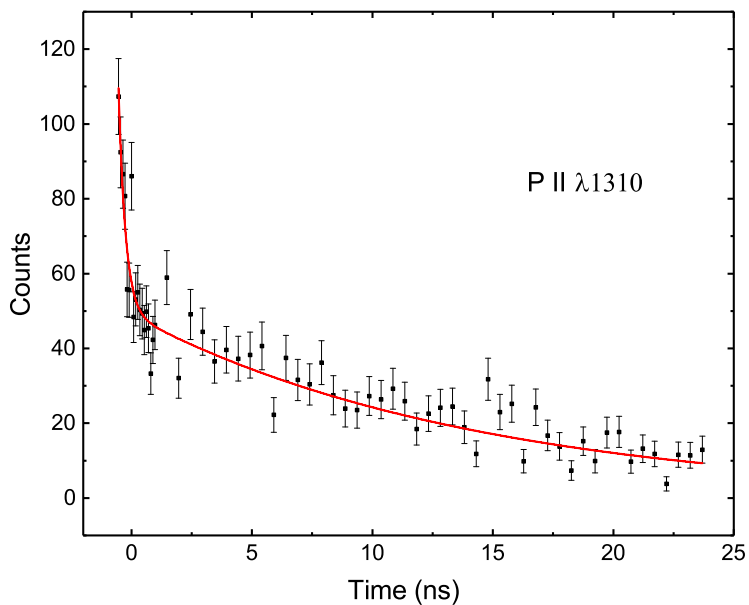
<sup>h</sup> Tayal (2003).

<sup>i</sup> Froese Fischer et al. (2006).

<sup>j</sup> Morton (2003) – compilation.

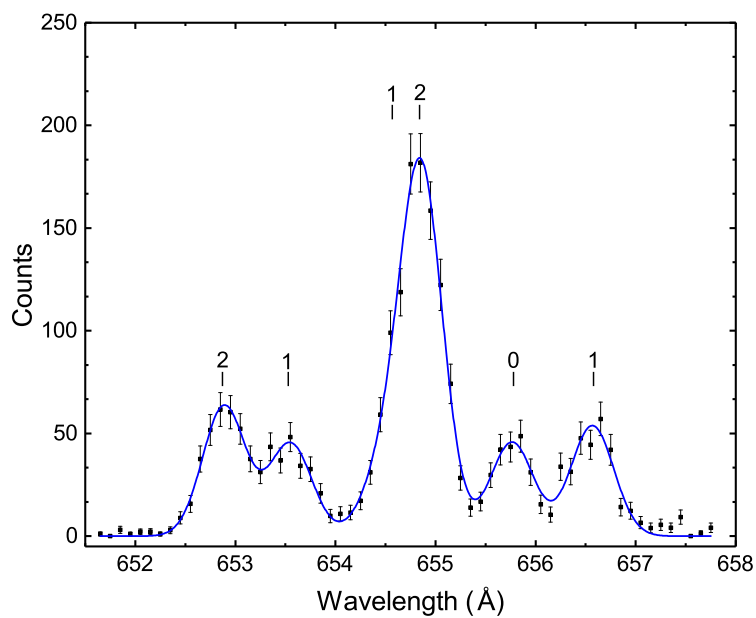
<sup>k</sup> Based on length formalism.

<sup>l</sup> Based on velocity formalism.

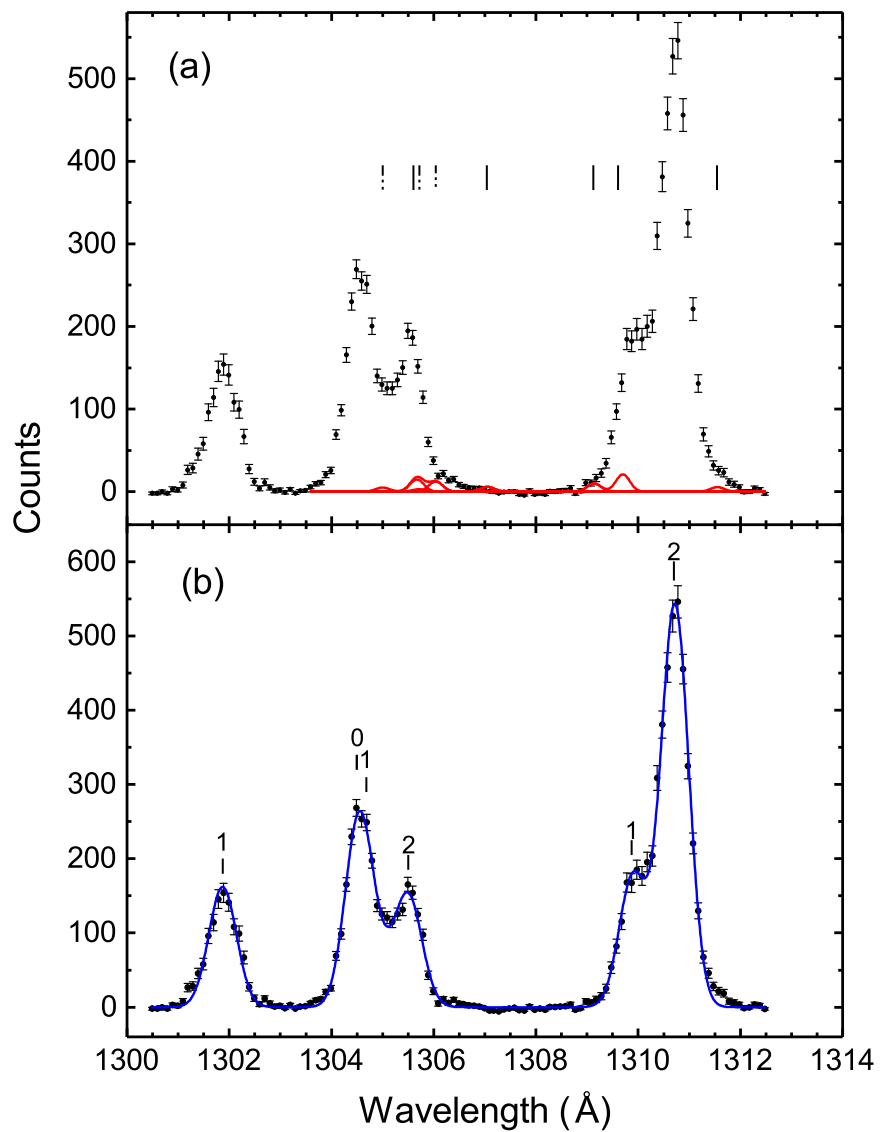


**Figure 1.** The measured P II decay curve for the line at 1310 Å for a beam energy of 170 keV. The post-foil beam velocity at this energy was 1.0068 mm ns<sup>-1</sup>, thus establishing the time since excitation for a given foil position. The foil was moved relative to the monochromator entrance slit in increments of 0.1 mm until it was displaced 1 mm; then the increments were increased to 0.5 mm. A two-exponential fit to the data is shown by the solid curve.





**Figure 2.** A spectrum of the P IV multiplet at 655 Å for a beam energy of 205 keV. The total angular momentum quantum number for each upper fine structure level is indicated. Numbers above the spectrum refer to  $J_u$  for different transitions. The best fit to the lines in the multiplet is shown by the solid curve.



**Figure 3.** Panel (a) shows the uncorrected spectrum of the P II multiplet at 1308 Å with contaminating features. Dash-dotted tick marks indicate the position of P I lines. Solid tick marks show the position of P IV lines. Gaussian profiles reveal the strength of the contaminating features. Panel (b) represents to the corrected spectrum of the P II multiplet at 1308 Å. See Fig. 2 for further details.