

Conjectures about Traffic Light Queues

STEVEN FINCH AND GUY LOUCHARD

October 31, 2018

ABSTRACT. In discrete time, ℓ -blocks of red lights are separated by ℓ -blocks of green lights. Cars arrive at random. The maximum line length of idle cars is fully understood for $\ell = 1$, but only partially for $2 \leq \ell \leq 3$.

Let $\ell \geq 1$ be an integer. Let $X_0 = 0$ and X_1, X_2, \dots, X_n be a sequence of independent random variables satisfying

$$\mathbb{P}\{X_i = 1\} = p, \quad \mathbb{P}\{X_i = 0\} = q \quad \text{if } i \equiv 1, 2, \dots, \ell \pmod{2\ell};$$

$$\mathbb{P}\{X_i = 0\} = p, \quad \mathbb{P}\{X_i = -1\} = q \quad \text{if } i \equiv \ell + 1, \ell + 2, \dots, 2\ell \pmod{2\ell}$$

for each $1 \leq i \leq n$. Define $S_0 = X_0$ and $S_j = \max\{S_{j-1} + X_j, 0\}$ for all $1 \leq j \leq n$. Thus cars arrive at a one-way intersection according to a Bernoulli(p) distribution; when the signal is red ($1 \leq i \leq \ell$), no cars may leave; when the signal is green ($\ell + 1 \leq i \leq 2\ell$), a car must leave (if there is one). The quantity $M_n = \max_{0 \leq j \leq n} S_j$ is the worst-case traffic congestion (as opposed to the average-case often cited). Only the circumstance when $\ell = 1$ is amenable to rigorous treatment, as far as is known. Let

$$\chi_1(p) = \frac{p(q-p)^2}{q^3}$$

where $q = 1 - p$. It is proved in [1] via a theorem in [2, 3] that

$$\mathbb{P}\{M_n \leq \log_{q^2/p^2}(n) + h\} \sim \exp\left[-\frac{\chi_1(p)}{2} \left(\frac{q^2}{p^2}\right)^{-h}\right],$$

$$\mathbb{E}(M_n) \sim \frac{\ln(n)}{\ln\left(\frac{q^2}{p^2}\right)} + \frac{\gamma + \ln\left(\frac{\chi_1(p)}{2}\right)}{\ln\left(\frac{q^2}{p^2}\right)} + \frac{1}{2} + \varphi(n), \quad \mathbb{V}(M_n) \sim \frac{\pi^2}{6} \frac{1}{\ln\left(\frac{q^2}{p^2}\right)^2} + \frac{1}{12} + \psi(n)$$

as $n \rightarrow \infty$, assuming $p < q$. The symbol γ denotes Euler's constant [4]; φ and ψ are periodic functions of $\log_{q^2/p^2}(n)$ with period 1 and of small amplitude.

⁰Copyright © 2018 by Steven R. Finch. All rights reserved.

For $\ell = 2$, we have the following conjecture:

$$\mathbb{P} \{M_n \leq \log_{q^2/p^2}(n) + h\} \sim \exp \left[-\frac{\chi_2(p)}{4} \left(\frac{q^2}{p^2} \right)^{-h} \right]$$

where

$$\chi_2(p) = \frac{(q-p)^2}{4q^6} \left[(1 - 8p^2 + 16p^3 - 8p^4) + (q-p)\sqrt{1+4pq} \right].$$

For $\ell = 3$, we likewise have:

$$\mathbb{P} \{M_n \leq \log_{q^2/p^2}(n) + h\} \sim \exp \left[-\frac{\chi_3(p)}{6} \left(\frac{q^2}{p^2} \right)^{-h} \right]$$

where

$$\chi_3(p) = \frac{(q-p)^2}{12pq^9} \left[a + (q-p)^2 b \theta + (q-p)\sqrt{2}\sqrt{c+ab\theta} \right],$$

$$a = 1 - 4p + 10p^2 - 52p^3 + 226p^4 - 520p^5 + 640p^6 - 400p^7 + 100p^8,$$

$$b = 1 - 2p + 6p^2 - 8p^3 + 4p^4,$$

$$c = 1 - 4p + 16p^2 - 104p^3 + 506p^4 - 1808p^5 + 5604p^6 - 15576p^7 + 35574p^8 \\ - 61160p^9 + 75152p^{10} - 63440p^{11} + 34840p^{12} - 11200p^{13} + 1600p^{14},$$

$$\theta = \sqrt{1 + 4pq + 16p^2q^2}.$$

Our ad hoc technique for deriving such formulas is based on the numerical solution of a large determinantal equation, followed by the recognition of algebraic quantities given high-precision decimals. A better-justified method is currently being developed [5].

1. COMPUTATIONAL TECHNIQUE

Let $k \geq 1$ be an integer. Define $(k+1) \times (k+1)$ matrices

$$U_k = \begin{pmatrix} q & p & 0 & 0 & \cdots & 0 & 0 & 0 \\ 0 & q & p & 0 & \cdots & 0 & 0 & 0 \\ 0 & 0 & q & p & \cdots & 0 & 0 & 0 \\ 0 & 0 & 0 & q & \cdots & 0 & 0 & 0 \\ \vdots & \vdots & \vdots & \vdots & \ddots & \vdots & \vdots & \vdots \\ 0 & 0 & 0 & 0 & \cdots & q & p & 0 \\ 0 & 0 & 0 & 0 & \cdots & 0 & q & p \\ 0 & 0 & 0 & 0 & \cdots & 0 & 0 & q \end{pmatrix},$$

$$V_k = \begin{pmatrix} 1 & 0 & 0 & 0 & \cdots & 0 & 0 & 0 \\ q & p & 0 & 0 & \cdots & 0 & 0 & 0 \\ 0 & q & p & 0 & \cdots & 0 & 0 & 0 \\ 0 & 0 & q & p & \cdots & 0 & 0 & 0 \\ \vdots & \vdots & \vdots & \vdots & \ddots & \vdots & \vdots & \vdots \\ 0 & 0 & 0 & 0 & \cdots & p & 0 & 0 \\ 0 & 0 & 0 & 0 & \cdots & q & p & 0 \\ 0 & 0 & 0 & 0 & \cdots & 0 & q & p \end{pmatrix}$$

and let z_k denote the (positive real) solution of the equation

$$\det [I - U_k^\ell V_k^\ell z] = 0$$

that is closest to unity. The quantity z_k can be numerically estimated. Define

$$\chi_\ell(p) = \lim_{k \rightarrow \infty} \frac{z_k - 1}{(p/q)^{2k}}.$$

For suitably large k and sufficiently accurate z_k , the preceding ratio can be recognized as a specific algebraic number when p is rational. From a set of such algebraic numbers and corresponding p values, a $\chi_\ell(p)$ formula can be inferred.

For example, when $\ell = 3$ and $p = 1/3$, taking $k \approx 400$ and employing 100 precise digits gives

$$\chi_\ell(1/3) = \frac{1393 + 61\sqrt{217} + \sqrt{2416130 + 169946\sqrt{217}}}{6144};$$

when instead $p = 1/5$, we obtain

$$\begin{aligned} \chi_\ell(1/5) &= \frac{27 \left[18025 + 489\sqrt{1281} + 5\sqrt{25206642 + 705138\sqrt{1281}} \right]}{1048576} \\ &= \frac{9 \left[162225 + 4401\sqrt{1281} + 3\sqrt{5671494450 + 158656050\sqrt{1281}} \right]}{3145728}. \end{aligned}$$

In contrast, when $p = 1/17$, taking $k \approx 2500$ and employing 300 precise digits gives

$$\begin{aligned} \chi_\ell(1/17) &= \frac{675 \left[613160569 + 1882425\sqrt{106113} + 5\sqrt{30079190568067506 + 92338302727986\sqrt{106113}} \right]}{274877906944} \\ &= \frac{225 \left[5518445121 + 16941825\sqrt{106113} + 15\sqrt{270712715112607554 + 831044724551874\sqrt{106113}} \right]}{824633720832}; \end{aligned}$$

when instead $p = 1/19$, we obtain

$$\chi_\ell(1/19) = \frac{289 \left[13775887153 + 34281469\sqrt{161497} + 17\sqrt{1313388976733016770 + 3268219019952026\sqrt{161497}} \right]}{2380311484416}.$$

It is not hard to surmise from xy -data (with x equal to $1/p$ odd)

$$\binom{3}{6144}, \binom{5}{3145728}, \dots, \binom{17}{824633720832}, \binom{19}{2380311484416}, \dots$$

that the denominator is prescribed by

$$12(-1 + x)^9.$$

The coefficient a is found via polynomial regression on xy -data

$$\binom{3}{1393}, \binom{5}{162225}, \dots, \binom{17}{5518445121}, \binom{19}{13775887153}, \dots$$

yielding

$$y = 100 - 400x + 640x^2 - 520x^3 + 226x^4 - 52x^5 + 10x^6 - 4x^7 + x^8.$$

The coefficient b is found via data

$$\binom{3}{61}, \binom{5}{4401}, \dots, \binom{17}{16941825}, \binom{19}{34281469}, \dots$$

yielding

$$\begin{aligned} y &= 16 - 48x + 60x^2 - 40x^3 + 18x^4 - 6x^5 + x^6 \\ &= (-2 + x)^2(4 - 8x + 6x^2 - 2x^3 + x^4). \end{aligned}$$

The coefficient c is found via data

$$\binom{3}{2416130}, \binom{5}{5671494450}, \dots, \binom{17}{270712715112607554}, \binom{19}{1313388976733016770}, \dots$$

yielding

$$\begin{aligned} c &= 3200 - 22400x + 69680x^2 - 126880x^3 + 150304x^4 - 122320x^5 + 71148x^6 \\ &\quad - 31152x^7 + 11208x^8 - 3616x^9 + 1012x^{10} - 208x^{11} + 32x^{12} - 8x^{13} + 2x^{14}. \end{aligned}$$

Little insight is provided by a brute-force technique, but effectiveness is key. The greatest difficulty is knowing when cancellation of common factors has occurred and

hence needs remedy (as when $p = 1/5$ and $p = 1/17$). Semi-log plots for the coefficients were helpful in detecting such. This issue is more challenging still when $1/p$ is even, e.g., when $p = 1/10$:

$$\begin{aligned}\chi_\ell(1/10) &= \frac{64 \left[16650025 + 3818752\sqrt{19} + 80\sqrt{86608486817 + 19869473834\sqrt{19}} \right]}{1162261467} \\ &= \frac{64 \left[66600100 + 545536\sqrt{14896} + 8\sqrt{138573578907200 + 1135398504800\sqrt{14896}} \right]}{4649045868}.\end{aligned}$$

Both a factor of 28 is transferred under the radical (of 19) and a factor of 4 is introduced throughout. This similarly happens when $p = 1/12$:

$$\begin{aligned}\chi_\ell(1/12) &= \frac{100 \left[76862569 + 12636400\sqrt{37} + 20\sqrt{29539863834326 + 4856330834558\sqrt{37}} \right]}{7073843073} \\ &= \frac{100 \left[307450276 + 1805200\sqrt{29008} + 10\sqrt{1890551285396864 + 11100184764704\sqrt{29008}} \right]}{28295372292}.\end{aligned}$$

Of course, the formulas require checking for non-integer $1/p$. The case $\ell = 2$ is less tediously studied and will additionally be the focus of [5].

2. QUEUE DATA

Let $n = 10^{10}$. For each $p \in \{1/5, 1/3\}$, we generated 40000 traffic light queues (for both $\ell = 2$ and $\ell = 3$) and produced an empirical histogram for the maximum M_n . Figures 1–4 contain these histograms (in blue) along with our theoretical predictions (in red). The fit is excellent. Identical barcharts appeared in [1] but with ill-informed predictions emerging from $\ell = 1$.

3. RANDOM LIGHTS

Let Y_1, Y_2, \dots, Y_n be a sequence of independent Bernoulli($1/2$) variables. Rather than defining increments X_i deterministically based on $i \bmod 2\ell$, let us define X_i randomly based on Y_i as follows:

$$\begin{aligned}\mathbb{P}\{X_i = 1\} &= p, & \mathbb{P}\{X_i = 0\} &= q & \text{if } Y_i = 1; \\ \mathbb{P}\{X_i = 0\} &= p, & \mathbb{P}\{X_i = -1\} &= q & \text{if } Y_i = 0.\end{aligned}$$

The corresponding sequence S_1, S_2, \dots, S_n , reflected at the origin as before, is a lazy random walk with expected maximum approximately equal to [6]

$$E_0(n, p) = \frac{\ln\left(\frac{n}{2}\right)}{\ln\left(\frac{q}{p}\right)} + \frac{\gamma + \ln\left(\frac{\chi_0(p)}{1}\right)}{\ln\left(\frac{q}{p}\right)} + \frac{1}{2}$$

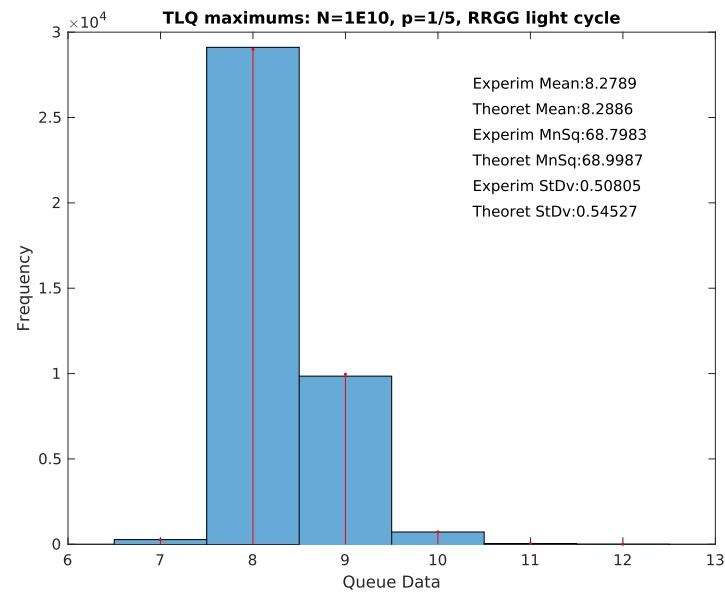


Figure 1:

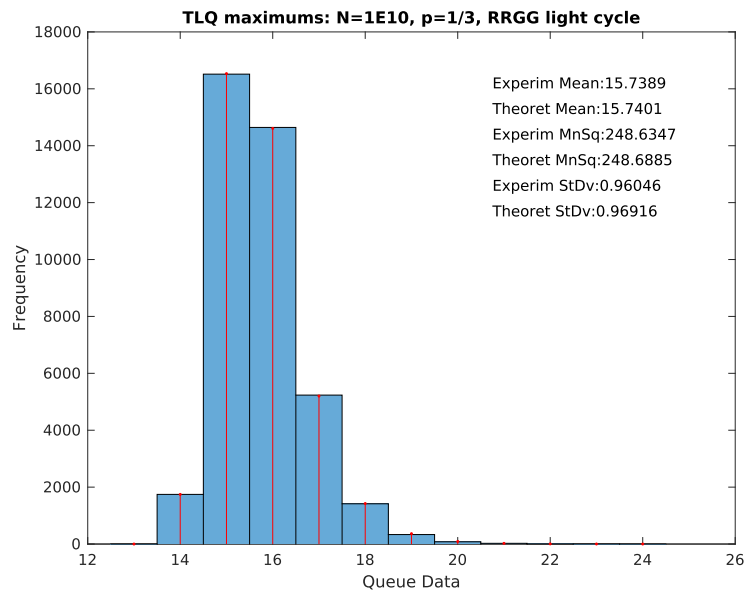


Figure 2:

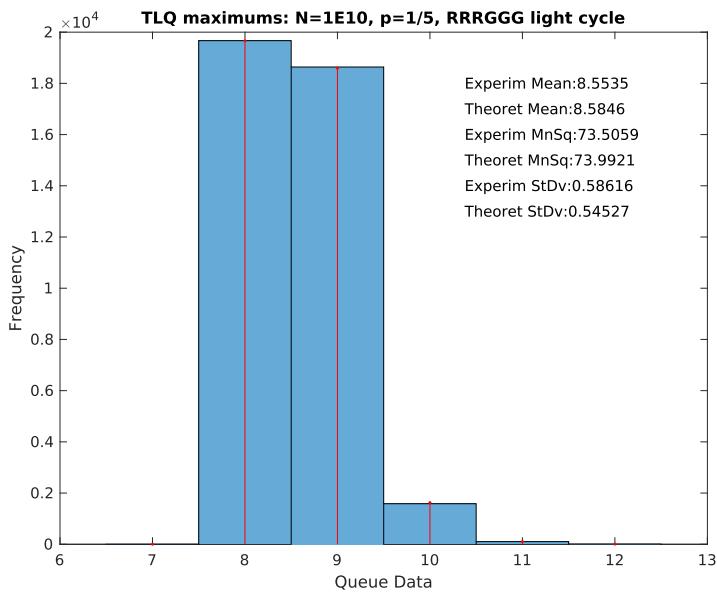


Figure 3:

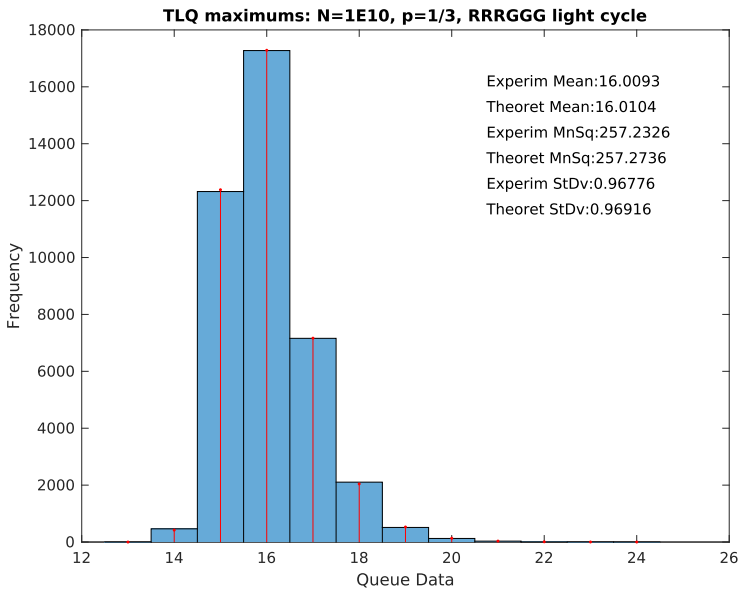


Figure 4:

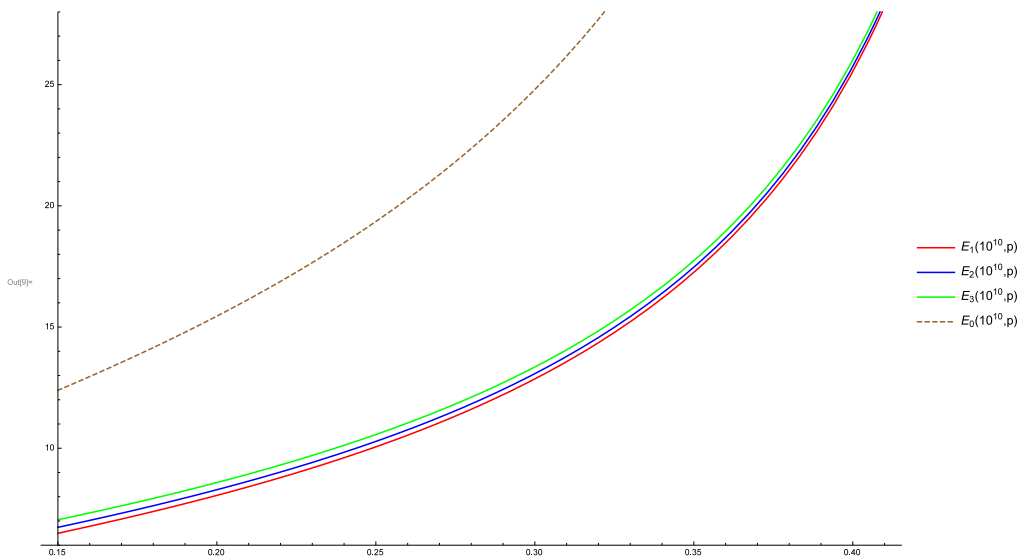


Figure 5: Expected maximums (approximate) as functions of $0.15 < p < 0.41$.

where

$$\chi_0(p) = \frac{p(q-p)^2}{q^2}.$$

Define also expected maximums associated with $\ell = 1, 2, 3$:

$$E_1(n, p) = \frac{\ln(n)}{\ln\left(\frac{q^2}{p^2}\right)} + \frac{\gamma + \ln\left(\frac{\chi_1(p)}{2}\right)}{\ln\left(\frac{q^2}{p^2}\right)} + \frac{1}{2},$$

$$E_2(n, p) = \frac{\ln(n)}{\ln\left(\frac{q^2}{p^2}\right)} + \frac{\gamma + \ln\left(\frac{\chi_2(p)}{4}\right)}{\ln\left(\frac{q^2}{p^2}\right)} + \frac{1}{2},$$

$$E_3(n, p) = \frac{\ln(n)}{\ln\left(\frac{q^2}{p^2}\right)} + \frac{\gamma + \ln\left(\frac{\chi_3(p)}{6}\right)}{\ln\left(\frac{q^2}{p^2}\right)} + \frac{1}{2}.$$

Fix $n = 10^{10}$ for sake of definiteness. Figure 5 shows that $\ell = 1$ possesses the best $E_\ell(n, p)$, in the sense of minimizing traffic backup, however only slightly compared against $\ell = 2$ and $\ell = 3$. It may be surprising that $\ell = 0$ possesses the worst $E_\ell(n, p)$ by far. Is there a red/green light strategy (either deterministic or random) that both maintains equiprobability and yet improves upon $\ell = 1$? An answer to this question would be good to see someday.

4. ACKNOWLEDGEMENTS

The creators of Julia, Mathematica and Matlab, as well as administrators of the MIT Engaging Cluster, earn our gratitude every day.

REFERENCES

- [1] S. Finch, The maximum of an asymmetric simple random walk with reflection, arXiv:1808.01830.
- [2] P. Hitczenko and G. Louchard, Distinctness of compositions of an integer: a probabilistic analysis, *Random Structures Algorithms* 19 (2001) 407–437; MR1871561.
- [3] G. Louchard and H. Prodinger, Asymptotics of the moments of extreme-value related distribution functions, *Algorithmica* 46 (2006) 431–467 (long version available at <http://www.ulb.ac.be/di/mcs/louchard/>); MR2291964.
- [4] S. Finch, Euler-Mascheroni constant, *Mathematical Constants*, Cambridge Univ. Press, 2003, pp. 28–40; MR2003519.
- [5] S. Finch and G. Louchard, Traffic light queues and the Poisson clumping heuristic, arXiv:1810.12058.
- [6] S. Finch, How far might we walk at random?, arXiv:1802.04615.

Steven Finch
 MIT Sloan School of Management
 Cambridge, MA, USA
steven_finch@harvard.edu

Guy Louchard
 Université Libre de Bruxelles
 Bruxelles, Belgium
louchard@ulb.ac.be