

Can High-Mode Magnetohydrodynamic Waves Propagating in a Spinning Macroscopic Be Unstable due to the Kelvin–Helmholtz Instability?

I. Zhelyazkov¹  · R. Chandra² 

© Springer ••••

Abstract We investigate the conditions at which high-mode magnetohydrodynamic (MHD) waves propagating in a spinning solar macroscopic can become unstable with respect to the Kelvin–Helmholtz instability (KHI). We consider the macroscopic as a weakly twisted cylindrical magnetic flux tube moving along and rotating around its axis. Our study is based on the dispersion relation (in complex variables) of MHD waves obtained from the linearized MHD equations of an incompressible plasma for the macroscopic and cool ($\beta = 0$, rate of the plasma to the magnetic pressure) plasma for its environment. This dispersion equation is solved numerically at appropriate input parameters to find out an instability region or window that accommodates suitable unstable wavelengths on the order of the macroscopic width. It is established that an $m = 52$ MHD mode propagating in a macroscopic with width of 6 Mm, axial velocity of 75 km s^{-1} , and rotating one of 40 km s^{-1} can become unstable against the KHI with instability growth times of 2.2 and 0.57 min at 3 and 5 Mm unstable wavelengths, respectively. These growth times are much shorter than the macroscopic lifetime, which lasts about 15 min. An increase or decrease in the width of the jet would change the KHI growth times, which remain more or less on the same order when they are evaluated at wavelengths equal to the width or radius of the macroscopic. It is worth noting that the excited MHD modes are super-Alfvénic waves. A change in the background magnetic field can lead to another MHD mode number m that ensures the required instability window.

Keywords: Magnetohydrodynamics; MHD waves and instability; Solar macroscopics

✉ I. Zhelyazkov
izh@phys.uni-sofia.bg

¹ Faculty of Physics, Sofia University, 1164 Sofia, Bulgaria

² Department of Physics, DSB Campus, Kumaun University, Nainital 263 001, India

1. Introduction

Macrospicules were first detected four decades ago by Bohlin *et al.* (1975) from He II 304 Å spectroheliograms, that were obtained with the *Naval Research Laboratory Extreme-Ultraviolet Spectrograph* during a *Skylab* mission. Macrospicules are usually seen as jets 5–15'' in diameter, and 5–50'' in length that move outward into the corona at speeds of 10–150 km s⁻¹ and have lifetimes of 5–45 min. An essential step in observing macrospicules was made using the *Coronal Diagnostic Spectrometer* (CDS) on board the *Solar and Heliospheric Observatory* (SOHO: Domingo *et al.*, 1995). First scientific results on using CDS were reported during 1997, and an extensive review of the obtained physical parameters of the observed macrospicules can be found in Harrison *et al.* (1997). Pike and Mason (1998) analyzed macrospicule observations from 9 April 1996 to 4 April 1997 and first reported that macrospicules can be considered as spinning columns with rotating velocity of 20–50 km s⁻¹. Banerjee *et al.* (2000) used SOHO *Extreme ultraviolet Imaging Telescope* (EIT) images in the O V 629 Å line that was detected a giant macrospicule at the limb on 15 July 1999. The authors were able to follow its dynamical structure. Parenti, Bromage, and Bromage (2002) detected from the analysis of a sequence of SOHO/CDS observations that were obtained off-limb in the south polar coronal hole on 6 March 1998, a jet-like feature that was visible in the chromospheric and low transition region lines, which turned out to be a macrospicule. According to these authors, the macrospicule was found to have a density of the order on 10¹⁰ cm⁻³ and a temperature of about 2–3 × 10⁵ K. The initial outflow velocity near the limb was over 80 km s⁻¹. Kamio *et al.* (2010) used *Hinode* (Kosugi *et al.*, 2007) *Extreme-ultraviolet Imaging Spectrometer* (EIS: Culhane *et al.*, 2007) and the *Solar Ultraviolet Measurements of Emitted Radiation instrument* (SUMER: Wilhelm *et al.*, 1995) on board SOHO to measure the line-of-sight (LOS) motions of both macrospicule and coronal jets. At the same time, with the help of the *X-Ray Telescope* (XRT: Golub *et al.*, 2007) on board *Hinode* and *Sun–Earth Connection Coronal and Heliospheric Investigation* (SECCHI) instrument suite (Howard *et al.*, 2008) on the *Solar Terrestrial Relations Observatory* (STEREO: Kaiser *et al.*, 2008), the authors traced the evolution of the coronal jet and the macrospicule. The upward-propagating and rotating velocities of the macrospicule, averaged over 10 min, between 02:36 UT and 02:46 UT, proved to be 130 ± 30 and 25 ± 5 km s⁻¹, respectively. Scullion, Doyle, and Erdélyi (2010) explored the nature of macrospicule structures, both off-limb and on-disk, using the high-resolution spectroscopy obtained with the SOHO/SUMER instrument. The authors reported on finding high-velocity features observed simultaneously in spectral lines formed in the mid-transition region, N IV 765 Å spectral line (1.4 × 10⁵ K), and in the low corona, Ne VIII 770 Å spectral line (6.3 × 10⁵ K), while in the hot Ne VIII 770 Å line the flow speed reached ≈145 km s⁻¹. Madjarska, Vanninathan, and Doyle (2011) performed multi-instrument observations with SUMER/SOHO and with the EIS/SOT/XRT/*Hinode* at the north pole on 28 and 29 April 2009 and detected three rotating macrospicules. Their main result is that although very large and dynamic, these spicules do not appear in spectral lines that formed at temperatures above 300 000 K. In the same year, 2011, Murawski, Srivastava, and Zaqarashvili (2011) presented the first numerical simulation of macrospicule formation by implementing the VAL-C model of solar temperature (Vernazza, Avrett, and Loeser, 2010). Using the FLASH code, these authors solved the two-dimensional ideal MHD equations to model a macrospicule,

whose physical parameters match those of a solar spicule observed at the north polar region in the 304 Å of the *Atmospheric Imaging Assembly* (AIA: Lemen *et al.*, 2012) on board the *Solar Dynamics Observatory* (SDO: Pesnell *et al.*, 2012) on 3 August 2010. The essence of this numerical simulation is that the solar macrospicules can be triggered by velocity pulses launched from the chromosphere. Another mechanism for the origin of macrospicules was proposed by Kayshap *et al.* (2013), who numerically modeled the triggering of a macrospicule and a jet observed by AIA/SDO on 11 November 2010 in the north polar corona. The spicule, which was considered to be a magnetic flux tube that undergoes kinking, reached up to ≈ 40 Mm in the solar atmosphere with a projected speed of ≈ 95 km s⁻¹. The simulation results, obtained in the same manner as in Murawski, Srivastava, and Zaqarashvili, 2011, show that a reconnection-generated velocity pulse in the lower solar atmosphere steepens into a slow shock and the cool plasma is driven behind it in the form of a macrospicule. Loboda and Bogachev (2017) used high-cadence EUV observations obtained by the Lebedev Institute of Physics TESIS solar observatory, which is a set of five space instruments, to perform a detailed investigation of the axial plasma motions in solar macrospicules. They used a one-dimensional hydrodynamic method to reconstruct the evolution of the internal velocity field of 18 macrospicules and found that 15 of them followed parabolic trajectories with high precision, which corresponds closely to the obtained velocity fields. Two articles, namely those of Bennett and Erdélyi (2015) and Kiss, Gyenge, and Erdélyi (2017), summarized the origin, evolution, and physical parameters of a large number of observed jets: 101 macrospicules in Bennett and Erdélyi (2015), and 301 in Kiss, Gyenge, and Erdélyi (2017). The first dataset covers observations over a 2.5-year-long time interval, while the second database is built on the observations of macrospicules that occurred between June 2010 and December 2015, that is, over a 5.5-year-long time interval. Table 2 in Kiss, Gyenge, and Erdélyi (2017) contains the main macrospicule characteristics obtained from ‘old’ and ‘new’ observations. Some averaged values are a lifetime of 16.75 ± 4.5 min, a maximum width of 6.1 ± 4 Mm, and an average upflow velocity of 73.14 ± 25.92 km s⁻¹. According to the authors, the maximum length is overestimated, having a value of 28.05 ± 7.67 Mm.

Solar spicules, like every magnetically structured entity in the solar atmosphere, support the propagation of different types of MHD waves—for a review of a large number of observational and theoretical investigations of oscillations and waves in spicules see, for instance, Zaqarashvili and Erdélyi (2009). The axial mass flow in spicules can be the reason that causes the propagating MHD modes to become unstable due to a velocity jump at the spicule surface and the instability that occurs is of the Kelvin–Helmholtz kind. We recall that the Kelvin–Helmholtz instability (KHI) is a purely hydrodynamic phenomenon and it arises at the interface of two fluid layers that move with different speeds (see, *e.g.*, Chandrasekhar, 1961); then a strong velocity shear comes into being near the thin interface region of these two fluids forming a vortex sheet that becomes unstable to the spiral-like perturbations at small spatial scales. It is worth noting that the magnetic field plays an important role in the instability that develops, notably, a strong enough magnetic field can suppress the KHI. Solar spicules are usually modeled as moving untwisted cylindrical magnetic flux tubes and the vortex sheet emerging near the tube boundary may become unstable against the KHI provided that its axial velocity exceeds some critical or threshold value (Ryu, Jones, and Frank, 2000). This vortex sheet, during the nonlinear stage of the KHI, causes the conversion of the directed flow

energy into a turbulent energy, which creates an energy cascade at smaller spatial scales. First theoretical modelings of the KHI in the relatively faster Type-II spicules (De Pontieu *et al.*, 2007) (see, *e.g.*, Zhelyazkov, 2012; Zhelyazkov, 2013; Ajabshirizadeh *et al.*, 2015; Ebadi, 2016) show that the magnitudes of the threshold flow velocities at which the KHI rises critically depend on the density contrast defined as $\rho_e/\rho_i = \eta$, where ρ_i is the spicule plasma density, and ρ_e is that of the surrounding magnetized plasma. The study of the KHI in a spicule with $\eta = 0.01$ (Zhelyazkov, 2012; Zhelyazkov, 2013) shows that the critical velocity for the instability onset of the kink ($m = 1$) MHD mode must be higher than 876 km s^{-1} , which is generally not accessible for Type-II spicules. A decrease in the density contrast, say, taking $\eta = 0.02$, leads to a decrease of the threshold speed to 711 km s^{-1} , which is still too high. Ajabshirizadeh *et al.* (2015) explored the KHI of the kink ($m = 1$) mode in Type-II spicules at much lower value of the density contrast ($=0.1$) and also claimed that the required threshold flow velocity is higher than the velocity assumed by them, which is 150 km s^{-1} (see also a comment to their results in Zhelyazkov, Chandra, and Srivastava, 2016). A two-dimensional MHD numerical modeling (using the Athena3D code) of the KHI in solar spicules performed by Ebadi (2016) shows that at some selected densities and flow speeds, a KHI-type onset and transition to turbulent flow in spicules can be observed.

Recent studies (De Pontieu *et al.*, 2014; Iijima and Yokoyama, 2017) showed that all small-scale jets in the solar chromosphere and transition region should possess some magnetic field twist. In particular, Iijima and Yokoyama (2017) performed a three-dimensional MHD simulation of the formation of solar chromospheric jets with twisted magnetic field lines and were able to produce a tall chromospheric jet with a maximum height of 10–11 Mm and a lifetime of 8–10 min. These authors also found that the produced chromospheric jet forms a cluster with a diameter of several Mm with finer strands, and they claimed that the obtained results imply a close relationship between the simulated jet and solar spicules. The magnetic field twist might weakly change the value of the critical flow velocity required for instability onset of the kink ($m = 1$) MHD mode propagating along Type-I or Type-II spicules, but it will hardly dramatically diminish it; this has to be checked. The case of spinning magnetically twisted macrospicules is more specific—as Zaqarashvili, Zhelyazkov, and Ofman (2015) have established, in axially moving solar jets that rotate around their axes, the KHI can only be excited at high ($m \geq 2$) MHD modes. The aim of our study is to see at what wave mode number m the occurrence of a KHI can be expected in a rotating macrospicule at wavelengths of the unstable mode comparable to its width or radius. As a model we use the macrospicule observed on 8 March 1997 at 00:02 UT (Pike and Mason, 1998). The axial velocity of that jet is 75 km s^{-1} , and we evaluate its rotating speed to be 40 km s^{-1} . In addition, we investigate how the magnitude of the jet width influences the KHI characteristics of the excited high MHD mode.

Our article is organized as follows. In Section 2, we present the observational data. The magnetic field topology of a moving and rotating cylindrical flux tube modeling the solar macrospicule, along with its physical parameters and the normal mode dispersion relation of the excited wave are given in Section 3. Section 4 is devoted to the numerical solutions to the wave dispersion relation and to the discussion of the obtained results. The new findings and comments on future improvements of KHI studies in solar spinning macrospicules can be found in the last section.

2. Observations

Pike and Mason (1998) reported a statistical study of the dynamics of solar transition region features, such as macrospicules. These features were observed on the solar disk as well as on the solar limb. For their investigation, as we described in Section 1, they used the data from the *Coronal Diagnostic Spectrometer* (CDS) on board SOHO. In their article, the authors discussed the unique CDS observations of a macrospicule that was first reported by Pike and Harrison (1997) along with their own (Pike and Mason) observations from the *Normal Incidence Spectrometer* (NIS), which covers the wavelength range from 307 to 379 Å and that from 513 to 633 Å using a microchannel plate and CCD combination detector. The details of macrospicule events observed near the limb are given in Table I in Pike and Mason, 1998, while those of macrospicule events observed on the disk are presented in Table II. The main finding of their study was the rotation in these features. Their conclusion was based on the red- and blueshifted emission on either side of the macrospicule axes and the detected rotation assuredly plays an important role in the dynamics of the transition region. Our choice for modeling the event observed on 8 March 1997 at 00:02 UT (see Table II in Pike and Mason, 1998) is the circumstance that that macrospicule possesses, more or less, the basic characteristics of the tornado-like jets that have been observed over the years.

3. Geometry, Physical Parameters, and Wave Dispersion Relation

Our model of the macrospicule is similar to that in our previous articles Zhelyazkov *et al.* (2018a) and Zhelyazkov and Chandra (2018b); a macrospicule is considered as a cylindrical weakly twisted magnetic flux tube with radius a and homogeneous density ρ_i moving with velocity U . The tube is surrounded by a plasma with homogeneous density ρ_e being embedded in an homogeneous magnetic field B_e , which in cylindrical coordinates (r, ϕ, z) , has only a z component, that is, $B_e = (0, 0, B_e)$. (In our article the label ‘i’ is the abbreviation for interior, while the label ‘e’ means exterior.) The internal magnetic field and the flow velocity, by contrast, are both twisted and can be generally represented by the vectors $B_i = (0, B_{i\phi}(r), B_{iz})$ and $U = (0, U_\phi(r), U_z)$, respectively. We note that the B_{iz} and U_z are constant. Concerning the azimuthal magnetic and flow velocity components, we assume that they are linear functions of the radial position r , and evaluated at the tube interface they are constants, equal to $B_\phi = Aa$ and $U_\phi = \Omega a$, respectively. In particular, Ω is the macrospicule angular speed. Thus, in equilibrium the rigidly rotating, constant-magnetic-pitch column that models the macrospicule, should satisfy the force-balance equation (see, *e.g.*, Chandrasekhar, 1961; Goossens, Hollweg, and Sakurai, 1992)

$$\frac{d}{dr} \left(p_i + \frac{B_i^2}{2\mu} \right) = \frac{\rho_i U_\phi^2}{r} - \frac{B_{i\phi}^2}{\mu r}, \quad (1)$$

where μ is the plasma permeability and $p_t = p_i + B_i^2/2\mu$ is the total (thermal plus magnetic) pressure, in which $B_i^2 = B_{i\phi}^2(r) + B_{iz}^2$. The above equation says that the total pressure radial gradient should balance the centrifugal force and the force due to the

curved magnetic field lines. Upon integrating Equation 1 from 0 to the tube radius a , bearing in mind the linear dependence of both U_ϕ and $B_{i\phi}$ on r , we obtain that

$$p_t(a) = p_t(0) + \frac{1}{2}\rho_i U_\phi^2(a) - \frac{B_{i\phi}^2(a)}{2\mu},$$

where $p_t(0) = p_i(0) + B_{iz}^2/2\mu$. (The integration can in principle be performed from 0 to any r to obtain the radial profile of the total pressure inside the tube—for an equivalent expression of $p_t(r)$, derived from integration of the momentum equilibrium equation for the equilibrium variables, see Equation (2) in Zhelyazkov *et al.*, 2018a.) The above internal total pressure, $p_t(a)$ (evaluated at the tube boundary), must be balanced by the total pressure of the surrounding plasma which implies that

$$p_t(0) + \frac{B_{iz}^2}{2\mu} - \frac{B_\phi^2}{2\mu} + \frac{1}{2}\rho_i U_\phi^2 = p_e + \frac{B_e^2}{2\mu}.$$

We recall that $B_\phi = B_{i\phi}(a)$. The obtained total pressure balance equation can be presented in the form

$$p_i + \frac{1}{2}\rho_i U_\phi^2 + \frac{B_{iz}^2}{2\mu} (1 - \varepsilon_1^2) = p_e + \frac{B_e^2}{2\mu}, \quad (2)$$

where p_i is the thermal pressure at the tube axis and $\varepsilon_1 \equiv B_\phi/B_{iz} = Aa/B_{iz}$ is the magnetic field twist parameter. In a similar way we introduce $\varepsilon_2 \equiv U_\phi/U_z$, which characterizes the jet velocity twist. In the above equation, p_e denotes the thermal pressure in the environment. The choice of plasma and environment parameters must be such that the total pressure balance Equation 2 is satisfied. It is important to note that in our case ε_2 is defined by observationally measured rotational and axial velocities while ε_1 is a parameter that has to be specified when using Equation 2.

Since Pike and Mason (1998) did not provide any data concerning the macrospicule and its environment electron number densities, n_i and n_e , respectively, based on measurements of chromospheric jets, we assume that $n_i = 1.0 \times 10^{10} \text{ cm}^{-3}$ and $n_e = 1.0 \times 10^9 \text{ cm}^{-3}$ to have a jet that is at least one order denser than the surrounding plasma. We take the macrospicule temperature to be $T_i = 5.0 \times 10^5 \text{ K}$, while that of its environment is typically equal to 1 MK, that is, $T_e = 1.0 \times 10^6 \text{ K}$. This choice of electron number densities and electron temperatures defines the density contrast $\eta \equiv n_e/n_i = 0.1$, and the sound speeds in both media: $c_{si} = 83.0$ and $c_{se} = 117.3 \text{ km s}^{-1}$, respectively. Assuming a relatively weak internal magnetic field twist $\varepsilon_1 = 0.005$ and a background magnetic field $B_e = 5 \text{ G}$, from the total pressure balance Equation 2, we obtain the Alfvén speeds $v_{Ai} = 60.6$ and $v_{Ae} = 344.7 \text{ km s}^{-1}$, respectively, the ratio of axial magnetic fields, $b \equiv B_e/B_{iz} = 1.798$, as well as the two plasma betas, $\beta_i = 2.248$ and $\beta_e = 0.139$. We note that the Alfvén speed inside the macrospicule is defined (and computed) as $v_{Ai} = B_{iz}/\sqrt{\mu\rho_i}$, while both plasma betas are evaluated from the ratio c_s^2/v_A^2 (multiplied by 6/5), where the Alfvén speeds are calculated with the full magnetic fields. The basic physical parameters of the macrospicule and its environment are summarized in Table 1. We recall that the macrospicule axial speed is $U_z = 75 \text{ km s}^{-1}$, while its rotational one is $U_\phi = 40 \text{ km s}^{-1}$. We assume that the macrospicule width is $\Delta\ell = 6 \text{ Mm}$, its height $H = 28 \text{ Mm}$, and the lifetime is on the order of 15 min. All these data are more or

Table 1. Macrospicule and its environment physical parameters derived at a background magnetic field $B_e = 5$ G.

Medium	Temperature (MK)	Electron density ($\times 10^{10} \text{ cm}^{-3}$)	Plasma beta
Macrospicule	0.5	1.0	2.248
Environment	1.0	0.1	0.139

less similar to the averaged macrospicule parameters discussed in Kiss, Gyenge, and Erdélyi, 2017.

The dispersion relation of high-mode ($m \geq 2$) MHD waves traveling in a magnetized axially moving and rotating jet in Zaqarashvili, Zhelyazkov, and Ofman (2015) was obtained under the assumption that both media (the jet and its environment) are incompressible plasmas. As seen from Table 1, the macrospicule plasma beta is larger than 1 and the jet medium can be treated as a nearly incompressible fluid (Zank and Matthaeus, 1993). On the other hand, the plasma beta of the surrounding magnetized plasma is lower than 1 and it is more adequate to consider it as a cool medium. This implies that the wave dispersion relation, derived in Zaqarashvili, Zhelyazkov, and Ofman (2015), has to be slightly modified. We skip the derivation of this modified equation from the basic MHD equations, which has been done in Zhelyazkov *et al.* (2018a). Here we provide its final form—the full derivation of the wave dispersion relation is presented in the Appendix. As is logical to expect, the equation has to be expressed in terms of modified Bessel functions of first and second kind, I_m and K_m , and their derivatives, I'_m and K'_m , with respect to the functions arguments $\kappa_i a$ and $\kappa_e a$, respectively, that is,

$$\begin{aligned} & \frac{(\sigma^2 - \omega_{Ai}^2) F_m(\kappa_i a) - 2m(\sigma\Omega + A\omega_{Ai}/\sqrt{\mu\rho_i})}{\rho_i(\sigma^2 - \omega_{Ai}^2)^2 - 4\rho_i(\sigma\Omega + A\omega_{Ai}/\sqrt{\mu\rho_i})^2} \\ &= \frac{P_m(\kappa_e a)}{\rho_e(\sigma^2 - \omega_{Ae}^2) - (\rho_i\Omega^2 - A^2/\mu)P_m(\kappa_e a)}, \end{aligned} \quad (3)$$

where Ω is the macrospicule angular velocity, A is a constant, defining the linear radial profile of the azimuthal magnetic field component, $B_{i\phi}$, and

$$F_m(\kappa_i a) = \frac{\kappa_i a I'_m(\kappa_i a)}{I_m(\kappa_i a)} \quad \text{and} \quad P_m(\kappa_e a) = \frac{\kappa_e a K'_m(\kappa_e a)}{K_m(\kappa_e a)}.$$

Here,

$$\kappa_i^2 = k_z^2 \left[1 - 4 \left(\frac{\sigma\Omega + A\omega_{Ai}/\sqrt{\mu\rho_i}}{\sigma^2 - \omega_{Ai}^2} \right)^2 \right] \quad \text{and} \quad \kappa_e^2 = k_z^2 \left(1 - \frac{\omega^2}{\omega_{Ae}^2} \right)$$

are the squared wave amplitude attenuation coefficients in both media, in which

$$\omega_{Ai} = \left(\frac{m}{r} B_{i\phi} + k_z B_{iz} \right) / \sqrt{\mu\rho_i} \quad \text{and} \quad \omega_{Ae} = k_z B_e / \sqrt{\mu\rho_e}$$

are the corresponding local Alfvén frequencies, and

$$\sigma = \omega - \frac{m}{r} U_\phi - k_z U_z$$

is the Doppler-shifted wave frequency in the macrospicule. The solutions to the dispersion relation (Equation 3) are given and used in the next section.

4. Numerical Results and Discussion

Because we search for an instability of MHD high ($m \geq 2$) modes in the macrospicule–coronal plasma system, we assume that the angular wave frequency, ω , is a complex quantity, while the propagating wave number, k_z , is a real quantity. To perform the numerical task, we normalize the velocities with respect to the Alfvén speed inside the macrospicule, v_{Ai} , and the lengths with respect to a (the tube radius). The normalization of Alfvén local and Doppler-shifted frequencies along with the Alfvén speed in the environment requires the usage of both twist parameters, ε_1 , ε_2 , as well as the magnetic fields ratio $b = B_e/B_{iz}$. The normalized axial flow velocity is presented by the Alfvén Mach number $M_A = U_z/v_{Ai}$. Thus, the input parameters in the numerical solving of the transcendental Equation 3 (in complex variables) are: m , η , ε_1 , ε_2 , b , and M_A . It has been derived in Zaqarashvili, Zhelyazkov, and Ofman, 2015 that the instability in an untwisted rotating flux tube at sub-Alfvénic jet velocities can occur if

$$\frac{a^2 \Omega^2}{v_{Ai}^2} > \frac{1 + \eta}{1 + |m|\eta} \frac{(k_z a)^2}{|m| - 1} (1 + b^2). \quad (4)$$

As seen, each rotating jet can be unstable for any mode number $m \geq 2$. This inequality is applicable to slightly twisted spinning jets provided that the magnetic field twist ε_1 is relatively small, say between 0.001 and 0.005. Here, we make an important assumption that the axial velocity of the macrospicule, U_z , deduced from observations is the threshold speed for the KHI onset. Then, for fixed values of m , η , $U_\phi = \Omega a$, v_{Ai} , and $b = B_e/B_{iz}$, the above inequality defines the right-hand-side limit of the instability range on the $k_z a$ -axis

$$(k_z a)_{\text{rhs}} < \left\{ \left(\frac{U_\phi}{v_{Ai}} \right)^2 \frac{1 + |m|\eta}{1 + \eta} \frac{|m| - 1}{1 + b^2} \right\}^{1/2}. \quad (5)$$

This inequality says that the instability can occur for all dimensionless wavenumbers $k_z a$ lower than $(k_z a)_{\text{rhs}}$. However, one can talk of instability if the unstable wavelength is shorter than the height of the jet. This requirement allows us to define the left-hand-side limit of the instability region:

$$(k_z a)_{\text{lhs}} > \frac{\pi \Delta \ell}{H}. \quad (6)$$

In our case this limit is equal to 0.673. Numerical computations show that for small MHD mode numbers, m , the instability range or window is relatively narrow and the shortest unstable wavelengths, $\lambda_{KH} = \pi \Delta \ell / k_z a$, that can be computed are much larger than the macrospicule width. Such long wavelengths are not comfortable for instability

detection or observation. The rapidly developed vortex-like structures at the boundary of the jet have the size of the width or radius of the flux tube (see, *e.g.*, Figure 1 in Zhelyazkov *et al.*, 2018a). Thus, we should look for such instability regions that would contain the expected unstable wavelengths. A noticeable extension of the instability range can be achieved via increasing the wave mode number. If we wish, for example, to have an unstable wavelength $\lambda_{\text{KH}} = 3 \text{ Mm}$ (the half-width of our macrospicule), we have to find out that mode number m whose instability window will accommodate $k_z a = 2\pi$ (the dimensionless wavenumber that corresponds to $\lambda_{\text{KH}} = 3 \text{ Mm}$). An estimation of the required mode number for an $\varepsilon_1 = 0.005$ rotating flux tube can be obtained by presenting the instability criterion in Equation 4 in the form

$$\eta|m|^2 + (1 - \eta)|m| - 1 - \frac{(k_z a)^2(1 + \eta)(1 + b^2)}{(U_\phi/v_{\text{Ai}})^2} > 0. \quad (7)$$

With $\eta = 0.1$, $k_z a = 2\pi$, $U_\phi = 40 \text{ km s}^{-1}$, $v_{\text{Ai}} = 60.6 \text{ km s}^{-1}$, and $b = 1.798$, the above equation yields $m = 64$. This magnitude is, however, overestimated—our numerical calculations show that the appropriate MHD wave mode number that accommodates the unstable wavelength of 3 Mm ($k_z a = 2\pi$) is $m = 52$.

Hence, the input parameters in the numerical task of solving Equation 3 are: $m = 52$, $\eta = 0.1$, $b = 1.798$, $\varepsilon_1 = 0.005$, $\varepsilon_2 = 0.53$, and $M_A = 1.24$. The results are pictured in Figure 1. From this plot we can calculate the instability characteristics of the $m =$

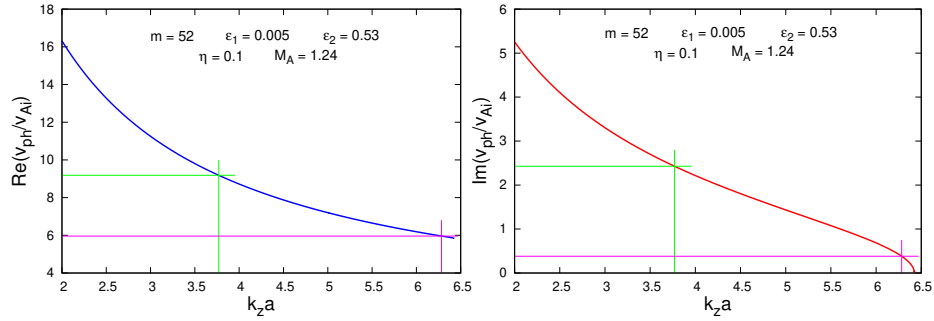


Figure 1. (*Left panel*) Dispersion curve of the $m = 52$ MHD mode propagating along a twisted incompressible macrospicule at $\eta = 0.1$, $b = 1.798$, $M_A = 1.24$, $\varepsilon_1 = 0.005$, and $\varepsilon_2 = 0.53$. (*Right panel*) Normalized growth rate curve of the $m = 52$ MHD mode computed with the same input parameters as in the left panel.

52 MHD mode for two unstable wavelengths, equal to 3 and 5 Mm ($k_z a = 6\pi/5$), respectively. The KHI wave growth rate, γ_{KH} , growth time, $\tau_{\text{KH}} = 2\pi/\gamma_{\text{KH}}$, as well as wave velocity, v_{ph} , calculated from the graphics in Figure 1, for the aforementioned wavelengths are as follows:

For $\lambda_{\text{KH}} = 3 \text{ Mm}$ we obtain

$$\gamma_{\text{KH}} \cong 48.38 \times 10^{-3} \text{ s}^{-1}, \quad \tau_{\text{KH}} \cong 2.2 \text{ min}, \quad v_{\text{ph}} \cong 361 \text{ km s}^{-1},$$

while at $\lambda_{\text{KH}} = 5 \text{ Mm}$, we obtain

$$\gamma_{\text{KH}} \cong 184.8 \times 10^{-3} \text{ s}^{-1}, \quad \tau_{\text{KH}} \cong 0.57 \text{ min}, \quad v_{\text{ph}} \cong 556 \text{ km s}^{-1}.$$

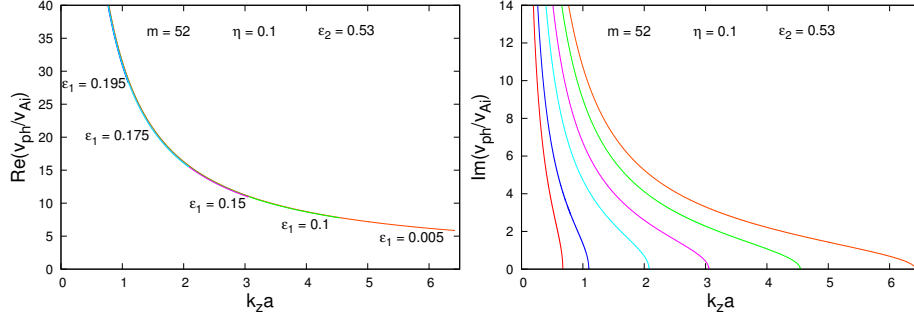


Figure 2. (Left panel) Dispersion curves of the unstable $m = 52$ MHD mode propagating along a twisted incompressible macrospicule at $\eta = 0.1$, $\varepsilon_2 = 0.53$, and the following values of ε_1 (from right to left): 0.005, 0.1, 0.15, 0.175, 0.195, and 0.202085 (red curve in the right plot). Alfvén Mach numbers for these curves are respectively 1.24, 1.23, 1.22, 1.22, 1.21, and 1.2119. (Right panel) Growth rates of the unstable $m = 52$ mode for the same input parameters. The azimuthal magnetic field that corresponds to $\varepsilon_1 = 0.202085$ (the instability window with zero width) and stops the KHI onset is equal to 0.57 G.

As seen, at both wavelengths phase velocities are super-Alfvénic. The two growth times of 2.2 and ≈ 0.6 min are reasonable taking into account that the macrospicule lifetime is about 15 min, that is, the KHI at the selected wavelengths is rather fast. A specific property of the instability $k_z a$ ranges is that for a fixed m , their widths depend upon the magnetic field twist parameter ε_1 . A discussion on this dependence is provided in Zhelyazkov and Chandra (2018b) and here we quote it, namely “with increasing the value of ε_1 , the instability window becomes narrower and at some critical magnetic field twist its width equals zero. This circumstance implies that for $\varepsilon_1 \geq \varepsilon_1^{\text{cr}}$ there is no instability, or, in other words, there exists a critical azimuthal magnetic field $B_\phi^{\text{cr}} = \varepsilon_1^{\text{cr}} B_{i\text{z}}$ that suppresses the instability onset”. In Figure 2, a series of dispersion and dimensionless wave phase velocity growth rates for various increasing magnetic field twist parameter values has been plotted. Note that each larger ε_1 implies an increase in B_ϕ . The red dispersion curve in the right panel of Figure 2 has been obtained for $\varepsilon_1^{\text{cr}} = 0.202085$ with $M_A = 1.2119$, and it visually defines the left-hand-side limit of all other instability ranges. The azimuthal magnetic field B_ϕ^{cr} that stops the KHI is equal to 0.57 G.

The instability $k_z a$ -range of the $m = 52$ MHD mode pictured in Figure 1 allows us to investigate how the width of the macrospicule will affect the KHI characteristics for a fixed instability wavelength. Such an appropriate wavelength is $\lambda_{\text{KH}} = 4$ Mm. We calculate (and plot) the instability growth rate, γ_{KH} , the instability development or growth time, τ_{KH} , and the wave phase velocity of the $m = 52$ mode. Our choice for macrospicule widths is: 8, 6, and 4 Mm, respectively. Note that the unstable 4 Mm wavelength has three different positions on the $k_z a$ -axis, notably $k_z a = 2\pi$ for $\Delta\ell = 8$ Mm, $k_z a = 1.5\pi$ for $\Delta\ell = 6$ Mm, and $k_z a = \pi$ for $\Delta\ell = 4$ Mm (see Figure 3). The basic KHI characteristics of the $m = 52$ MHD mode at the wavelength $\gamma_{\text{KH}} = 4$ Mm at the aforementioned three different macrospicule widths are presented in Table 2. The most striking result concerns the instability growth or developing time: it is only approximately half a minute at $\Delta\ell = 4$ Mm and approximately seven times longer (2.9 min) when the jet width is 8 Mm. It is not surprising, bearing in mind the shape of the dispersion curve of the $m = 52$ MHD mode, that the wave phase velocities of the unsta-

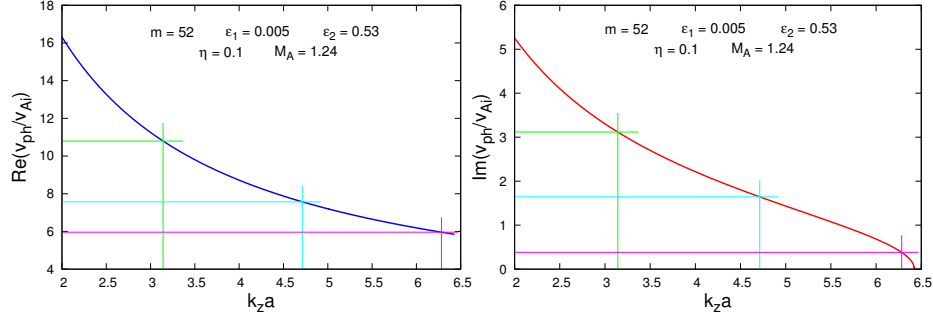


Figure 3. (*Left panel*) Dispersion curve of the $m = 52$ MHD mode propagating along a twisted incompressible macrospicule at $\eta = 0.1$, $b = 1.798$, $M_A = 1.24$, $\varepsilon_1 = 0.005$, and $\varepsilon_2 = 0.53$. The $k_z a$ -positions marked with purple, cyan, and green vertical lines correspond to $\lambda_{KH} = 4$ Mm for three different macrospicule widths, equal to 8, 6, and 4 Mm, respectively. (*Right panel*) Normalized growth rate curve of the $m = 52$ MHD mode propagating along a twisted incompressible macrospicule with the same input parameters as in the left panel.

Table 2. Kelvin–Helmholtz instability characteristics of the $m = 52$ MHD mode at $\lambda_{KH} = 4$ Mm for three different widths of the macrospicule correspondingly equal to 8, 6, and 4 Mm.

$\Delta\ell$ (Mm)	γ_{KH} ($\times 10^{-3} \text{ s}^{-1}$)	τ_{KH} (min)	v_{ph} (km s^{-1})	ε_1^{cr}	B_ϕ^{cr} (G)
8	36.28	2.9	361	0.19843	0.55
6	156.48	0.67	459	0.202085	0.57
4	246.70	0.35	654	0.205465	0.58

ble mode quickly increase from 361 km s^{-1} at the widest macrospicule to 654 km s^{-1} at the narrowest one. In that table, we also give the critical magnetic field twist parameter, ε_1^{cr} , at which the size of the instability range of a given jet becomes equal to zero. Those three limiting wave growth rate curves are plotted in three different colors in Figure 4; from left to right the cyan curve corresponds to $\Delta\ell = 4$ Mm, the black one to 6 Mm, and the red curve to the macrospicule width of 8 Mm. It is interesting to observe that the critical azimuthal magnetic field components, B_ϕ^{cr} , that would stop the KHI appearance have very close magnitudes, roughly 0.6 G. The plots of the dimensionless dispersion curves for the last three values of ε_1 in Figure 4, similar to those seen in the left panel of Figure 2, are practically not usable—they possess very high values (in the range of 80–140) corresponding to extremely high wave phase velocities.

Another interesting observation is that the KHI growth or developing times of the $m = 52$ MHD mode, evaluated at wavelengths equal to the half-width of the macrospicule and, say at $(\Delta\ell/2 + 2)$ Mm, for the three aforementioned widths are practically on the same order. This observation is illustrated in Table 3. At the thinnest jet both growth times are the shortest while at the thickest jet they are relatively longer. An observational evaluation of the macrospicule width will naturally help in finding the appropriate conditions for KHI onset of the corresponding high MHD mode.

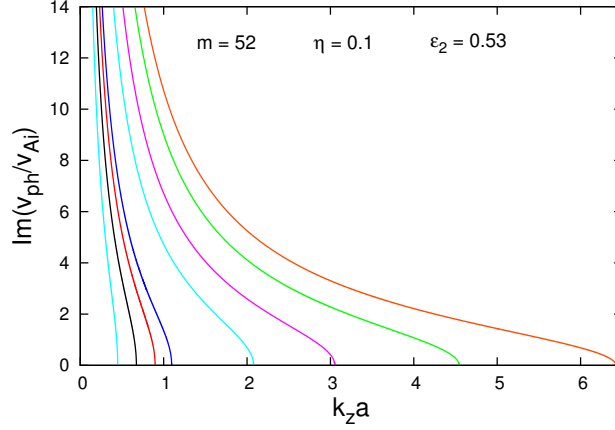


Figure 4. Growth rate curves of the $m = 52$ MHD mode propagating along a twisted incompressible macrospicule at $\eta = 0.1$, $\varepsilon_2 = 0.53$, and 8 different values of ε_1 equal to 0.005 (orange curve), 0.1 (green curve), 0.15 (purple curve), 0.175 (cyan curve), 0.195 (blue curve), 0.19843 (red curve), 0.202085 (black curve), and 0.205465 (cyan curve), respectively. The growth rate curves computed with the last three values of the magnetic field twist parameter ε_1 correspond to the three different macrospicule widths, equal to 8, 6, and 4 Mm, respectively. The Alfvén Mach numbers used at the computation of these three curves are accordingly equal to 1.2128, 1.2119, and 1.211.

Table 3. Kelvin–Helmholtz instability growth times of the $m = 52$ MHD mode at wavelengths equal to the half-width of the jet and at $(\Delta\ell/2 + 2)$ Mm for three different widths of the macrospicule correspondingly equal to 8, 6, and 4 Mm.

$\Delta\ell$ (Mm)	$\tau_{KH}(\Delta\ell/2)$ (min)	$\tau_{KH}[(\Delta\ell/2 + 2) \text{ Mm}]$ (min)
8	2.9	0.80
6	2.2	0.57
4	1.4	0.35

It is interesting to see how the change in background magnetic field, B_e , will modify the picture. We set $B_e = 4.8$ G (a magnetic field at which the total balance Equation 2 is satisfied)—with the same input parameters for electron number densities and electron temperatures, we have new values for Alfvén speeds, plasma betas, and magnetic fields ratio, notably $v_{Ai} = 52.36 \text{ km s}^{-1}$, $v_{Ae} = 330.9 \text{ km s}^{-1}$, $\beta_i = 3.01$, $\beta_e = 0.15$, and $b = 1.998$. With this new internal Alfvén speed, v_{Ai} , the Alfvén Mach number has a slightly higher magnitude, $M_A = 1.43$. It turns out that the appropriate MHD mode number that provides the required width of the instability window at $\Delta\ell = 6$ Mm is $m = 48$. Performing the calculations with $m = 48$, $\eta = 0.1$, $\varepsilon_1 = 0.005$, $\varepsilon_2 = 0.53$, $b = 1.998$, and $M_A = 1.43$, we obtain dispersion and growth rate curves that are very similar to those pictured in Figure 1. We do not plot these curves, but compare the instability characteristics for both mode numbers, 48 and 52, respectively, at the

Table 4. Kelvin–Helmholtz instability characteristics of the $m = 48$ and 52 MHD modes at $\lambda_{\text{KH}} = 3$ and 5 Mm for the macrospicule width equal to 6 Mm.

Mode number m	γ_{KH} ($\times 10^{-3} \text{ s}^{-1}$)	τ_{KH} (min)	v_{ph} (km s^{-1})	$\varepsilon_1^{\text{cr}}$	B_ϕ^{cr} (G)
$\lambda_{\text{KH}} = 3 \text{ Mm}$					
48	49.23	2.1	338.0	0.23494	0.58
52	48.38	2.2	361.0	0.202085	0.57
$\lambda_{\text{KH}} = 5 \text{ Mm}$					
48	172.96	0.61	518.0	0.23494	0.48
52	184.85	0.57	556.5	0.202085	0.58

instability wavelength of 3 and 5 Mm. The results of this comparison are shown in Table 4.

As seen, the KHI characteristics for the two mode numbers of 48 and 52 are very close. One can claim that at each MHD mode number that ensures an instability window width like the one shown in Figure 1 will yield similar KHI characteristics as those in Table 4.

5. Summary and Conclusion

In this article, we have established the conditions under which high MHD modes excited in a solar macrospicule can become unstable against the Kelvin–Helmholtz instability. We modeled the jet as an axially moving, weakly twisted cylindrical magnetic flux tube of radius a and homogeneous density ρ_i that rotates around its axis, surrounded by coronal plasma with homogeneous magnetic field B_e and density ρ_e . The twist of the internal magnetic field B_i is characterized by the ratio $B_{i\phi}/B_{iz} = \varepsilon_1$, where the components of the internal magnetic field, B_i , are evaluated at the tube radius, a . In a similar way, the macrospicule velocity twist is specified by the ratio U_ϕ/U_z , where U_ϕ and U_z are the rotational and axial speeds of the jet. Along with these two parameters, the density contrast $\rho_e/\rho_i = \eta$ plays an important role in the modeling. Our choice of that parameter is 0.1 because we assume that the macrospicule should be at least one order denser than its environment. Other important physical parameters are the plasma betas of both media—their values tell us how to treat each medium, as incompressible or cool plasma—the general case of compressible media is still intractable from a theoretical point of view. Electron temperatures and background or jet magnetic field, at the given density contrast, actually control the values of plasma betas. With $T_e = 1.0 \text{ MK}$, $T_i = 500\,000 \text{ K}$, and $B_e = 5 \text{ G}$, as well as $U_\phi = 40 \text{ km s}^{-1}$ and $\varepsilon_1 = 0.005$, from the total pressure balance Equation 2 we obtain $\beta_i \cong 2.25$ and $\beta_e \cong 0.14$. These plasma beta values imply that the macrospicule medium can be treated as incompressible plasma while the surrounding magnetized plasma may be considered a cool medium (Zank and Matthaeus, 1993). It is worth noting, however, that a decrease in the macrospicule

temperature to 300 000 K will diminish β_i to 0.71, thus making the jet plasma treatment as incompressible medium problematic. When the two media are treated as cool magnetized plasmas an acceptable modeling of the KHI in our macrospicule would require the excitation of a mode higher than the $m = 52$ MHD mode.

The dispersion Equation 3 yields unstable solutions for each mode number $m \geq 2$. For relatively small MHD mode numbers, however, the shortest unstable wavelengths that can be ‘extracted’ at $k_z a$ -positions near the right-hand-side limit in Equation 5 of the instability window are too long to be comparable with the sizes of KH vortex-like blobs appearing at the macrospicule interface. Reliable unstable wavelengths are achieved at the excitation of very high MHD modes. This is not surprising for chromospheric–TR jets: for instance, Kuridze *et al.* (2016) investigated the dynamics and stability of small-scale rapid redshifted and blueshifted excursions, that appear as high-speed jets in the wings of the $H\alpha$ line, explained their short lifetimes (a few seconds) as a result of a KHI that arises in excited high-mode MHD waves. To achieve growth times of a few seconds using a dispersion equation similar to Equation 3 (but with $\kappa_e = k_z$) it was necessary to assume azimuthal mode numbers up to 100. In our case an $m = 52$ makes the instability region wide enough to accommodate unstable wavelengths of at least 3 Mm and a KHI growth time of 2.2 min. This growth time becomes shorter when the wavelength increases; for example at $\gamma_{KH} = 4$ Mm the growth time is around 0.7 min, while at $\gamma_{KH} = 5$ Mm it is equal to ≈ 0.6 min. We have also studied how small variations of the macrospicule width affect the instability development time of the excited MHD wave with mode number $m = 52$, a decrease in $\Delta\ell$ to 4 Mm yields generally shorter growth times, while an increase of macrospicule width to 8 Mm gives longer instability growth times. Except through the change of the azimuthal mode number m , the width of the instability window can be regulated by increasing or decreasing the magnetic field twist parameter ε_1 . A progressive increase of the magnetic field twist parameter, ε_1 , yields a further decrease of the instability region width and at some critical ε_1 , the width becomes equal to zero, that is, there is no instability at all. This $\varepsilon_1^{\text{cr}}$ defines an azimuthal internal magnetic field component, $B_{i\phi}^{\text{cr}}$, that stops the KHI appearance. For our macrospicule this critical magnetic field is relatively small, it is equal to 0.6 G. Such a small azimuthal field component of the twisted magnetic field might be a reason for the inability to easily observe or detect KH features in spinning macrospicules. The shape of the dimensionless wave dispersion curve, shown in the left panels of Figures 1 and 3, tells us that the excited $m = 52$ MHD mode is a super-Alfvénic wave whose phase velocity grows very fast with the increase of the wavelength. A realistic modeling of unstable MHD modes therefore requires the finding of such an azimuthal mode number, m , which will ensure an instability region with a width that should contain the expected unstable wavelengths near to its right-hand-side limit $(k_z a)_{\text{rhs}}$. A change in the background magnetic field, B_e , can influence the MHD mode number m , which would yield an instability region similar or identical to that seen in Figures 1 and 3. For instance, at a weaker environment magnetic field $B_e = 4.8$ G an almost identical instability window can be achieved with the excitation of the $m = 48$ MHD wave. The KHI characteristics at this mode number are very close to those obtained at the excitation of the 52 mode number. A comparison of this is shown in Table 4.

The results obtained in this article can be influenced by assuming more complicated velocity and magnetic field profiles, as well as radially inhomogeneous plasma densities. The latter will involve the appearance of continuous spectra and resonant wave

absorption, which will modify the KHI characteristics to some extent. The nonlinearity leads to the saturation of the KHI growth and to the formation of nonlinear waves (Miura, 1984). Our approach, is nonetheless flexible enough and can yield reasonable growth times of observationally detected Kelvin–Helmholtz instabilities in solar atmospheric jets. The next step of its improvement is to include compressibility in governing MHD equations. Arising KHI in the small-scale chromospheric jets, such as macrospicules, and the triggered wave turbulence can contribute to coronal heating and to the energy balance in the solar transition region.

Appendix A: Derivation of the Wave Dispersion Relation

We recall that we modeled the spinning macrospicule as a rotating and axially moving twisted magnetic flux tube of radius $r = a$. In a cylindrical coordinate system the magnetic and velocity fields inside the jet are assumed to be

$$(0, B_{i\phi}(r), B_{iz}) \quad \text{and} \quad (0, U_\phi(r), U_z),$$

respectively. Linearized ideal MHD equations, which govern the incompressible dynamics of perturbations in the rotating jet are

$$\frac{\partial}{\partial t} \mathbf{v} + (\mathbf{U} \cdot \nabla) \mathbf{v} + (\mathbf{v} \cdot \nabla) \mathbf{U} = -\frac{\nabla p_{\text{tot}}}{\rho_i} + \frac{(\mathbf{B}_i \cdot \nabla) \mathbf{b}}{\rho_i \mu} + \frac{(\mathbf{b} \cdot \nabla) \mathbf{B}_i}{\rho_i \mu}, \quad (8)$$

$$\frac{\partial}{\partial t} \mathbf{b} - \nabla \times (\mathbf{v} \times \mathbf{B}_i) - \nabla \times (\mathbf{U} \times \mathbf{b}) = 0, \quad (9)$$

$$\nabla \cdot \mathbf{v} = 0, \quad (10)$$

$$\nabla \cdot \mathbf{b} = 0, \quad (11)$$

where $\mathbf{v} = (v_r, v_\phi, v_z)$ and $\mathbf{b} = (b_r, b_\phi, b_z)$ are the perturbations of fluid velocity and magnetic field, respectively, and p_{tot} is the perturbation of the total pressure p_i .

Assuming that all perturbations are $\propto g(r) \exp[i(-\omega t + m\phi + k_z z)]$, with $g(r)$ being just a function of r , we obtain from the above set of equations the following ones:

$$-i\sigma v_r - 2\frac{U_\phi}{r} v_\phi - i\frac{f_B}{\mu\rho_i} b_r + 2\frac{B_{i\phi}}{\mu\rho_i r} b_\phi = -i\frac{1}{\rho_i} \frac{dp_{\text{tot}}}{dr}, \quad (12)$$

$$-i\sigma v_\phi + \frac{1}{r} \frac{d(rU_\phi)}{dr} v_r - i\frac{f_B}{\mu\rho_i} b_\phi - \frac{1}{\mu\rho_i} \frac{1}{r} \frac{d(rB_{i\phi})}{dr} b_r = -i\frac{1}{\rho_i} \frac{m}{r} p_{\text{tot}}, \quad (13)$$

$$-i\sigma v_z - i\frac{f_B}{\mu\rho_i} b_z = -i\frac{1}{\rho_i} k_z p_{\text{tot}}, \quad (14)$$

$$-i\sigma b_r - i f_B v_r = 0, \quad (15)$$

$$-i\sigma b_\phi - r \frac{d}{dr} \left(\frac{U_\phi}{r} \right) b_r - i f_B v_\phi + r \frac{d}{dr} \left(\frac{B_{i\phi}}{r} \right) v_r = 0, \quad (16)$$

$$-i\sigma b_z - i f_B v_z = 0, \quad (17)$$

$$\left(\frac{d}{dr} + \frac{1}{r} \right) v_r + i \frac{m}{r} v_\phi + i k_z v_z = 0, \quad (18)$$

where

$$\sigma = \omega - \frac{m}{r} U_\phi - k_z U_z \quad (19)$$

is the Doppler-shifted frequency and

$$f_B = \frac{m}{r} B_{i\phi} + k_z B_{iz}. \quad (20)$$

It is now convenient to introduce the Lagrangian displacement, ξ , and express it via the fluid velocity perturbation through the relation (Chandrasekhar, 1961)

$$\mathbf{v} = \frac{\partial \xi}{\partial t} + (\mathbf{U} \cdot \nabla) \xi - (\xi \cdot \nabla) \mathbf{U},$$

which yields

$$v_r = -i\sigma \xi_r, \quad v_\phi = -i\sigma \xi_\phi - r \frac{d}{dr} \left(\frac{U_\phi}{r} \right) \xi_r, \quad v_z = -i\sigma \xi_z. \quad (21)$$

In terms of ξ , Equations 12–18 can be rewritten as

$$\left[\sigma^2 - \omega_{Ai}^2 - r \frac{d}{dr} \left(\frac{U_\phi^2}{r^2} \right) + \frac{1}{\mu \rho_i} r \frac{d}{dr} \left(\frac{B_{i\phi}^2}{r^2} \right) \right] \xi_r - 2i \left(\sigma \frac{U_\phi}{r} + \frac{1}{r} \frac{B_{i\phi} f_B}{\mu \rho_i} \right) \xi_\phi = \frac{1}{\rho_i} \frac{dp_{\text{tot}}}{dr}, \quad (22)$$

$$(\sigma^2 - \omega_{Ai}^2) \xi_\phi + 2i \left(\sigma \frac{U_\phi}{r} + \frac{1}{r} \frac{B_{i\phi} f_B}{\mu \rho_i} \right) \xi_r = i \frac{1}{\rho_i} \frac{m}{r} p_{\text{tot}}, \quad (23)$$

$$(\sigma^2 - \omega_{Ai}^2) \xi_z = i \frac{1}{\rho_i} k_z p_{\text{tot}}, \quad (24)$$

$$\left(\frac{d}{dr} + \frac{1}{r} \right) \xi_r + i \frac{m}{r} \xi_\phi + i k_z \xi_z = 0, \quad (25)$$

where

$$\omega_{Ai} = \frac{f_B}{\sqrt{\mu \rho_i}} \quad (26)$$

is the local Alfvén frequency inside the jet.

Excluding ξ_ϕ and ξ_z from these equations, we obtain

$$\rho_i (\sigma^2 - \omega_{Ai}^2) \left(\frac{d\xi_r}{dr} + \frac{\xi_r}{r} \right) + 2\rho_i d_2 \frac{m}{r} \xi_r = \left(\frac{m^2}{r^2} + k_z^2 \right) p_{\text{tot}}, \quad (27)$$

$$\rho_i d_1 \xi_r = (\sigma^2 - \omega_{Ai}^2) \frac{dp_{\text{tot}}}{dr} - 2 \frac{m}{r} d_2 p_{\text{tot}}, \quad (28)$$

where

$$d_1 = (\sigma^2 - \omega_{Ai}^2)^2 - r(\sigma^2 - \omega_{Ai}^2) \left[\frac{d}{dr} \left(\frac{U_\phi^2}{r^2} \right) - \frac{1}{\mu \rho_i} \frac{d}{dr} \left(\frac{B_{i\phi}^2}{r^2} \right) \right] - 4d_2^2, \quad d_2 = \sigma \frac{U_\phi}{r} + \frac{B_{i\phi} f_B}{\mu \rho_i r}.$$

By presenting ξ_r from Equation 28 in terms of p_{tot} and inserting it into Equation 27, we obtain the following equation for the total pressure perturbation:

$$\begin{aligned} & \left[(\sigma^2 - \omega_{Ai}^2) \frac{d}{dr} + \frac{\sigma^2 - \omega_{Ai}^2 + 2md_2}{r} \right] \\ & \times \left[\frac{\sigma^2 - \omega_{Ai}^2}{d_1} \frac{dp_{\text{tot}}}{dr} - \frac{2md_2}{d_1} \frac{p_{\text{tot}}}{r} \right] - \left(\frac{m^2}{r^2} + k_z^2 \right) p_{\text{tot}} = 0. \end{aligned} \quad (29)$$

This equation can be significantly simplified by considering that the rotation and the magnetic twist of the jet are uniform, that is,

$$U_\phi(r) = \Omega r \quad \text{and} \quad B_\phi(r) = Ar, \quad (30)$$

where Ω and A are constants. In this case, Equation 29 takes the form of the Bessel equation

$$\frac{d^2 p_{\text{tot}}}{dr^2} + \frac{1}{r} \frac{dp_{\text{tot}}}{dr} - \left(\frac{m^2}{r^2} + \kappa_i^2 \right) p_{\text{tot}} = 0, \quad (31)$$

where

$$\kappa_i^2 = k_z^2 \left[1 - 4 \left(\frac{\sigma \Omega + A \omega_{Ai} / \sqrt{\mu \rho_i}}{\sigma^2 - \omega_{Ai}^2} \right)^2 \right]. \quad (32)$$

The equation governing plasma dynamics outside the jet (without twist and velocity field, *i.e.*, $A = 0$, $\Omega = 0$, and $U_z = 0$) is the same Bessel equation, but κ_i is replaced by k_z .

Inside the jet, the solution to Equation 31 bounded on the jet axis is the modified Bessel function of the first kind,

$$p_{\text{tot}}(r \leq a) = \alpha_i I_m(\kappa_i r), \quad (33)$$

where α_i is a constant.

Outside the jet, the solution bounded at infinity is the modified Bessel function of the second kind,

$$p_{\text{tot}}(r > a) = \alpha_e K_m(k_z r), \quad (34)$$

where α_e is a constant.

To obtain the dispersion equation governing the propagation of MHD modes along the jet, the solutions at the jet surface need to be merged through boundary conditions.

It is well known that for non-rotating and untwisted magnetic flux tubes the boundary conditions are the continuity of the Lagrangian radial displacement and total pressure perturbation at the tube surface (Chandrasekhar, 1961), that is,

$$\xi_{ir}|_{r=a} = \xi_{er}|_{r=a} \quad \text{and} \quad p_{\text{tot}i}|_{r=a} = p_{\text{tot}e}|_{r=a}, \quad (35)$$

where total pressure perturbations $p_{\text{tot}i}$ and $p_{\text{tot}e}$ are given by Equations 33 and 34, respectively.

When the magnetic flux tube is twisted and still non-rotating and the twist has a discontinuity at the tube surface, then the Lagrangian total pressure perturbation is continuous and the boundary conditions are (see, *e.g.*, Bennet *et al.*, 1999; Zaqarashvili *et al.*, 2010; Zaqarashvili, Vörös, and Zhelyazkov, 2014)

$$\xi_{ir}|_{r=a} = \xi_{er}|_{r=a} \quad \text{and} \quad p_{\text{tot}i} - \frac{B_{i\phi}^2}{\mu a} \xi_{ir} \Big|_{r=a} = p_{\text{tot}e}|_{r=a}. \quad (36)$$

The second term in the second boundary condition stands for the pressure from the magnetic tension force.

If a non-twisted ($B_{i\phi} = 0$) tube rotates and the rotation has discontinuity at the tube surface, the boundary condition for the Lagrangian total pressure perturbation has a similar form as the second boundary condition in Equation 36

$$\xi_{ir}|_{r=a} = \xi_{er}|_{r=a} \quad \text{and} \quad p_{\text{tot}i} + \frac{\rho_i U_\phi^2}{a} \xi_{ir} \Big|_{r=a} = p_{\text{tot}e}|_{r=a}. \quad (37)$$

Here, the second term that describes the contribution of centrifugal force to the pressure balance can be derived from Equation 28 for $B_{i\phi} = 0$ by multiplying that equation by dr , and considering the limit of $dr \rightarrow 0$ through the boundary $r = a$, one obtains the relation $d[p_{\text{tot}} + (\rho_i U_\phi^2/a) \xi_r] = 0$, or, equivalently, the second boundary condition in the above equation. Hence, the boundary condition for the Lagrangian total pressure perturbation in rotating and magnetically twisted flux tubes has the form

$$p_{\text{tot}i} + \left(\frac{\rho_i U_\phi^2}{a} - \frac{B_{i\phi}^2}{\mu a} \right) \xi_{ir} \Big|_{r=a} = p_{\text{tot}e}|_{r=a}. \quad (38)$$

In the case of uniform rotation and magnetic field twist, Equation 30, the boundary conditions for Lagrangian radial displacement ξ_r and total pressure perturbation p_{tot} are

$$\xi_{ir}|_{r=a} = \xi_{er}|_{r=a} \quad \text{and} \quad p_{\text{tot}i} + a \left(\rho_i \Omega^2 - \frac{A^2}{\mu} \right) \xi_{ir} \Big|_{r=a} = p_{\text{tot}e}|_{r=a}. \quad (39)$$

Using these boundary conditions we obtain the dispersion equation of normal MHD modes propagating in rotating and axially moving twisted magnetic flux tubes (Zaqarashvili, Zhelyazkov, and Ofman, 2015)

$$\frac{(\sigma^2 - \omega_{Ai}^2) F_m(\kappa_i a) - 2m(\sigma \Omega + A \omega_{Ai} / \sqrt{\mu \rho_i})}{\rho_i (\sigma^2 - \omega_{Ai}^2)^2 - 4 \rho_i (\sigma \Omega + A \omega_{Ai} / \sqrt{\mu \rho_i})^2}$$

$$= \frac{P_m(k_z a)}{\rho_e (\sigma^2 - \omega_{\text{Ae}}^2) - (\rho_i \Omega^2 - A^2/\mu) P_m(k_z a)}, \quad (40)$$

where

$$F_m(\kappa_i a) = \frac{\kappa_i a I'_m(\kappa_i a)}{I_m(\kappa_i a)}, \quad P_m(k_z a) = \frac{k_z a K'_m(k_z a)}{K_m(k_z a)}, \quad \omega_{\text{Ae}} = \frac{k_z B_e}{\sqrt{\mu \rho_e}}.$$

We note that in the case of non-rotating twisted flux tube ($\Omega = 0$) above Equation 40 recovers the well-known dispersion relation of normal MHD modes propagating in cylindrical twisted jets (see, *e.g.*, Zhelyazkov and Zaqarashvili, 2012a). If the environment medium is a cool plasma as is the case of our macrospicule, where the thermal pressure $p_e = 0$, the $k_z a$ in $P_m(k_z a)$ must be replaced by $k_z a [1 - (\omega/\omega_{\text{Ae}})^2]^{1/2}$, which yields the wave dispersion relation we used in Equation 3.

Acknowledgments Our work was supported by the Bulgarian Science Fund under project DNTS/INDIA 01/7. The authors are indebted to the anonymous reviewer for pointing out a mathematical error and for the helpful and constructive comments and suggestions that contributed to improving the final version of the manuscript.

Disclosure of Potential Conflicts of Interest: The authors declare that they have no conflicts of interest.

References

- Ajabshirizadeh, A., Ebadi, H., Vekalati, R.E., Molaverdikhani, K.: 2015, The possibility of Kelvin–Helmholtz instability in solar spicules. *Astrophys. Space Sci.* **367** 33. doi: 10.1007/s10509-015-2277-8
- Banerjee, D., O’Shea, E., Doyle, J.G.: 2000, Giant macro-spicule as observed by CDS on SOHO. *Astron. Astrophys.* **355**, 1152. ADS: 2000A&A...355.1152B
- Bennett, K., Roberts, B., Narain, U.: 1999, Waves in Twisted Magnetic Flux Tubes. *Solar Phys.* **185**, 41. doi: 10.1023/A:1005141432432
- Bennett, S.M., Erdélyi, R.: 2015, On the Statistics of Macrospicules. *Astrophys. J.* **808**, 135. doi: 10.1088/0004-637X/808/2/135
- Bohlin, J.D., Vogel, S.N., Purcell, J.D., Sheeley, Jr., N.R., Tousey, R., VanHoosier, M.E.: 1975, A Newly Observed Solar Feature: Macrospicules in He II 304 Å. *Astrophys. J.* **197**, L133. doi: 10.1086/181794
- Chandrasekhar, S.: 1961, *Hydrodynamic and Hydromagnetic Stability*, Clarendon Press, Oxford, Chap. 11.
- Culhane, J.L., Harra, L.K., James, A.M., *et al.*: 2007, The EUV Imaging Spectrometer for Hinode. *Solar Phys.* **243**, 19. doi: 10.1007/s01007-007-0293-1
- De Pontieu, B., McIntosh, S., Hansteen, V.H., *et al.*: 2007, A Tale of Two Spicules: The Impact of Spicules on the Magnetic Chromosphere. *Proc. Astron. Soc. Japan* **59**, S655. doi: 10.1093/pasj/59.sp3.S655
- De Pontieu, B., Rouppe van der Voort, L., McIntosh, S.W., *et al.*: 2014, On the prevalence of small-scale twist in the solar chromosphere and transition region. *Science* **346**, 1255732. doi: 10.1126/science.1255732
- Domingo, V., Fleck, B., Poland, A.I.: 1995, SOHO: The Solar and Heliospheric Observatory. *Space Sci. Rev.* **72**, 81. doi: 10.1007/BF00768758
- Ebadi, H.: 2016, Kelvin–Helmholtz instability in solar spicules. *Iranian J. Phys. Res.* **16**, 41. doi: 10.18869/acadpub.ijpr.16.3.41
- Golub, L., Deluca, E., Austin, G., *et al.*: 2007, The X-Ray Telescope (XRT) for the *Hinode* Mission. *Solar Phys.* **243**, 63. doi: 10.1007/s11207-007-0182-1
- Goossens, M., Hollweg, J., Sakurai, T.: 1992, Resonant behaviour of MHD waves on magnetic flux tubes. III. Effect of equilibrium flow. *Solar Phys.* **138**, 233. doi: 10.1007/BF00151914
- Harrison, R.A., Fludra, A., Pike, C.D., Payne, J., Thompson, W.T., Poland, A.I., Breeveld, E.R., Breeveld, A.A., Culhane, J.L., Kjeldseth-Moe, O., Huber, M.C.E., Aschenbach, B.: 1997, High-Resolution Observations of the extreme ultraviolet Sun. *Solar Phys.* **170**, 123. doi: 10.1023/A:1004913326580
- Howard, T.A., Moses, J.D., Vourlidas, A., *et al.*: 2008, Sun Earth Connection Coronal and Heliospheric Investigation (SECCHI). *Space Sci. Rev.* **136**, 67. doi: 10.1007/s11214-008-9341-4

- Iijima, H., Yokoyama, T.: 2017, Three-dimensional Magnetohydrodynamic Simulation of the Formation of Solar Chromospheric Jets with Twisted Magnetic Field Lines. *Astrophys. J.* **848**, 38. doi: 10.3847/1538-4357/aa8ad1
- Kaiser, M.L., Kucera, T.A., Davila, J.M., *et al.*: 2008, The STEREO Mission: An Introduction. *Space Sci. Rev.* **136**, 5. doi: 10.1007/s11214-007-9277-0
- Kamio, S., Curdt, W., Teriaca, L., Inhester, B., Solanki, S.K.: 2010, Observations of a rotating macrospicule associated with an X-ray jet. *Astron. Astrophys.* **510**, L1. doi: 10.1051/0004-6361/200913269
- Kayshap, P., Srivastava, A.K., Murawski, K., Tripathi, D.: 2013, Origin of Macrospicule and Jet in Polar Corona by a Small-Scale Kinked Flux Tube. *Astrophys. J.* **770**, L3. doi: 10.1088/2041-8205/770/1/L3
- Kiss, T.S., Gyenge, N., Erdélyi, R.: 2017, Systematic Variations of Macrospicule Properties Observed by SDO/AIA over Half a Decade. *Astrophys. J.* **835**, 47. doi: 10.1088/2041-8205/770/1/L3
- Kosugi T., Matsuzaki, K., Sakao, T., *et al.*: 2007, The *Hinode* (Solar-B) Mission: An Overview. *Solar Phys.* **243**, 3. doi: 10.1007/s11207-007-9014-6
- Kuridze, D., Zaqarashvili, T.V., Henriques, V., Mathioudakis, M., Keenan, F.P., Hanslmeier, A.: 2016, Kelvin–Helmholtz Instability in Solar Chromospheric Jets: Theory and Observation. *Astrophys. J.* **830**, 133. doi: 10.3847/0004-637X/830/2/130
- Lemen, J.R., Title, A.M., Akin, D.J., *et al.*: 2012, The *Atmospheric Imaging Assembly* (AIA) on the *Solar Dynamics Observatory* (SDO). *Solar Phys.* **275**, 17. doi: 10.1007/s11207-011-9776-8
- Loboda, I.P., Bogachev, S.A.: 2017, Plasma dynamics in solar macrospicules from high-cadence extreme-UV observations. *Astron. Astrophys.* **597**, A78. doi: 10.1051/0004-6361/201527559
- Madjarska, M.S., Vanninathan, K., Doyle, J.G.: 2011, Can coronal hole spicules reach coronal temperatures? *Astron. Astrophys.* **532**, L1. doi: 10.1051/0004-6361/201117589
- Miura, A.: 1984, Anomalous transport by magnetohydrodynamic Kelvin–Helmholtz instabilities in the solar wind-magnetosphere interaction. *J. Geophys. Res.* **89**, 801. doi: 10.1029/JA089iA02p00801
- Murawski, K., Srivastava, A.K., Zaqarashvili, T.V.: 2011, Numerical simulations of solar macrospicules. *Astron. Astrophys.* **535**, A58. doi: 10.1051/0004-6361/201116735
- Parenti, S., Bromage, B.J.I., Bromage, G.E.: 2002, An erupting macrospicule: Characteristics derived from SOHO-CDS spectroscopic observations. *Astron. Astrophys.* **384**, 303. doi: 10.1051/0004-6361/20011819
- Pesnell, W.D., Thompson, B.J., Chamberlin, P.C.: 2012, The *Solar Dynamics Observatory* (SDO). *Solar Phys.* **275**, 3. doi: 10.1007/s11207-011-9841-3
- Pike, C.D., Harrison, R.A.: 1997, Euv Observations of a Macrospicule: Evidence for Solar Wind Acceleration? *Solar Phys.* **175**, 457. doi: 10.1023/A:1004987505422
- Pike, C.D., Mason, H.E.: 1998, Rotating Transition Region Features Observed with the SOHO Coronal Diagnostic Spectrometer. *Solar Phys.* **182**, 333. doi: 10.1023/A:1005065704108
- Ryu, D., Jones, T.W., Frank, A.: 2000, The Magnetohydrodynamic Kelvin–Helmholtz Instability: A Three-Dimensional Study of Nonlinear Evolution. *Astrophys. J.* **545**, 475. doi: 10.1086/317789
- Scullion, E., Doyle, J.G., Erdélyi, R.: 2010, A spectroscopic analysis of macrospicules. *Mem. S.A.It.* **81**, 737. ADS: 2010MmSAI..81..737S
- Vernazza, J.E., Avrett, E.H., Loeser, R.: 1981, Structure of the solar chromosphere. III - Models of the EUV brightness components of the quiet-sun. *Astrophys. J. Suppl.* **45**, 635. doi: 10.1086/190731
- Wilhelm, K., Curdt, W., Marsch, E., *et al.*: 1995, SUMER - Solar Ultraviolet Measurements of Emitted Radiation. *Solar Phys.* **162**, 189. doi: 10.1007/BF00733430
- Zank, G.P., Matthaeus, W.H.: 1993, Nearly incompressible fluids. II: Magnetohydrodynamics, turbulence, and waves. *Phys. Fluids* **5**, 257. doi: 10.1063/1.858780
- Zaqarashvili, T.V., Erdélyi, R.: 2009, Oscillations and Waves in Solar Spicules. *Space Sci. Rev.* **149**, 355. doi: 10.1007/s11214-009-9549-y
- Zaqarashvili, T.V., Díaz, A.J., Oliver, R., Ballester, J.L.: 2010, Instability of twisted magnetic tubes with axial mass flows. *Astron. Astrophys.* **516**, A84. doi: 10.1051/0004-6361/200913874
- Zaqarashvili, T.V., Vörös, Z., Zhelyazkov, I.: 2014, Kelvin–Helmholtz instability of twisted magnetic flux tubes in the solar wind. *Astron. Astrophys.* **561**, A62. doi: 10.1051/0004-6361/201322808
- Zaqarashvili, T.V., Zhelyazkov, I., Ofman, L.: 2015, Stability of Rotating Magnetized Jets in the Solar Atmosphere. I. Kelvin–Helmholtz Instability. *Astrophys. J.* **813**, 123. doi: 10.1088/0004-637X/813/2/123
- Zhelyazkov, I.: 2012, Magnetohydrodynamic waves and their stability status in solar spicules. *Astron. Astrophys.* **537**, A124. doi: 10.1051/0004-6361/201117780
- Zhelyazkov, I., Zaqarashvili, T.V.: 2012a, Kelvin–Helmholtz instability of kink waves in photospheric twisted flux tubes. *Astron. Astrophys.* **547**, A14. doi: 10.1051/0004-6361/201219512
- Zhelyazkov, I.: 2013, Kelvin–Helmholtz Instability of Kink Waves in Photospheric, Chromospheric, and X-Ray Solar Jets. In: Zhelyazkov, I., Mishonov, T. (eds) *Space Plasma Physics: Proceedings of the 4th School and Workshop on Space Plasma Physics. AIP Conf. Proc.* **1551**, 150. doi: 10.1063/1.4818864
- Zhelyazkov, I., Chandra, R., Srivastava, A.K.: 2016, Kelvin–Helmholtz instability in an active region jet observed with *Hinode*. *Astrophys. Space Sci.* **361**, 51. doi: 10.1007/s10509-015-2639-2

- Zhelyazkov, I., Zaqarashvili, T.V., Ofman, L., Chandra, R.: 2018a, Kelvin–Helmholtz instability in a twisting solar polar coronal hole jet observed by *SDO/AIA*. *Adv. Space Res.* **61**, 628. doi: 10.1016/j.asr.2017.06.003
- Zhelyazkov, I., Chandra, R.: 2018b, High mode magnetohydrodynamic waves propagation in a twisted rotating jet emerging from a filament eruption. *Mon. Not. R. Astron. Soc.* **478**, 5505. doi: 10.1093/mnras/sty1354