

## Recent Results from ANITA

COSMIN DEACONU FOR THE ANITA COLLABORATION

*Kavli Institute for Cosmological Physics, Dept. of Physics, Enrico Fermi Institute,  
University of Chicago, Chicago, IL 60637, USA*

The ANtarctic Impulsive Transient Antenna (ANITA) long-duration balloon payload searches for Askaryan radio emission from ultra-high-energy ( $> 10^{18}$  eV) neutrinos interacting in Antarctic ice. ANITA is also sensitive to geomagnetic radio emission from extensive air showers (EAS). This talk summarizes recently released results from the third flight of ANITA, which flew during the 2014-2015 Austral summer. The most sensitive search from ANITA-III identified one neutrino candidate with an *a priori* background estimate of  $0.7^{+0.5}_{-0.3}$ . When combined with previous flights, ANITA sets the best limits on diffuse neutrino flux at energies above  $\sim 10^{19.5} \text{ eV}$ . Additionally, ANITA-III searches identified nearly 30 EAS candidates. One unusual event appears to correspond to an upward-going air shower, similar to an event from ANITA-I.

PRESENTED AT

Thirteenth Conference on the Intersections of Particle and  
Nuclear Physics  
May 29-June 3, 2018

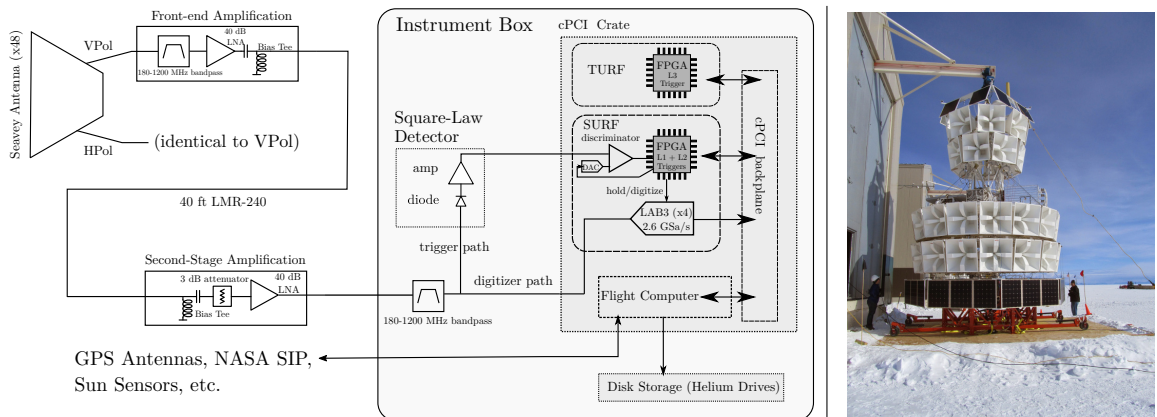


Figure 1: Left: A block diagram of the ANITA-III instrument. Signals from each antenna are amplified, and then split into a trigger and digitizer path. Right: ANITA-III prior to launch at the Long-Duration Ballooning Facility in Antarctica.

## 1 Introduction

Interactions of ultra-high-energy cosmic rays with the cosmic microwave background are expected to produce a population of EeV-scale “cosmogenic” neutrinos[1]. The ANtarctic Impulsive Transient Antenna (ANITA) long-duration balloon experiment seeks to detect these neutrinos by monitoring Antarctic ice for the wideband (180-1200 MHz) impulsive Askaryan emission produced by neutrino-induced-cascades[2]. Glacial ice is abundant in Antarctica and has excellent radio propagation properties. At these energies, the Earth is opaque to neutrinos in the Standard Model, so most neutrinos can only skim the earth. Due to the event geometry, the radial polarization of Askaryan emission, and preferential vertically-polarized transmission at the ice-air interface, radio emission from neutrinos is expected to be primarily vertically-polarized.

ANITA is also sensitive to impulsive wideband emission from extensive air showers (EAS). In this case, the majority of the emission is from the Earth’s geomagnetic field, which is approximately vertical in Antarctica, resulting in a primarily horizontally-polarized signal. Due to ANITA’s altitude, the primary EAS development is below the payload, so, except for very grazing cosmic-rays that miss the ice entirely, the emission from cosmic-ray induced EASs will be reflected off the ice, introducing a polarity flip [3].

## 2 The ANITA-III flight

The third ANITA flight (ANITA-III) began on December 18, 2014 and flew for 22 days before termination. ANITA-III has a similar design to previous flights, but has additional antennas and a different trigger. ANITA-III has 48 dual-polarization wideband horn antennas, arranged in an azimuthal pattern such that there are 16 azimuthal sectors, with a top, middle and bottom antenna each. ANITA-III is depicted both schematically and photographically in Fig. 1.

The first-level per-channel trigger compares the output of a tunnel diode square-law detector with a threshold that is dynamically adjusted to keep the first-level trigger rates at 450 kHz. The second-level level trigger requires a coincidence within at least two antennas within a sector to trigger. The coincidence window is set for each antenna pair and enforces causality. The global trigger requires a coincidence of two adjacent azimuthal sectors. ANITA-III triggered on horizontal and vertical polarization independently. The global rate was typically around 50 Hz.

When a global trigger is issued, roughly 100 ns of data is recorded in all channels using a LAB3 switched-capacitor array digitizer [4]. To prevent noisy anthropogenic sources from dominating the trigger, sectors are masked from trigger if the global rate from the sector is too high. Due to continuous-wave (CW) anthropogenic signals from satellites, the northern-facing half of the payload was masked for much of the flight in ANITA-III.

## 3 Analysis Methods

Several independent searches for impulsive signals from EASs or neutrinos were performed on the data from ANITA-III [5] [6]. ANITA-III recorded 70 million triggers, the overwhelming majority of which are thermal noise, anthropogenic signals, or “payload blasts,”—RFI from the payload itself. Much of the data is contaminated by CW, even when the CW is not responsible for the trigger.

Each search made different choices, but many of the steps are similar and are summarized here. First, waveforms are filtered to remove CW contamination that can confuse the analysis. Then, an interferometric map is created, where each incoming plane wave direction is probed and checked for consistency with inter-antenna timings. The best directions are chosen and a coherent waveform is formed in that direction from all antennas pointing nearby. From the map and coherent waveform, a number of observables are generated which are combined to distinguish impulsive signals from thermal noise (which is incoherent) and payload blasts (which are not plane-wave like). For training, Monte Carlo neutrinos and/or calibration pulsers are used to as a signal sample and a sideband region is used for a background sample. Passing events are traced back to the ice and events are checked for isolation from other events as it

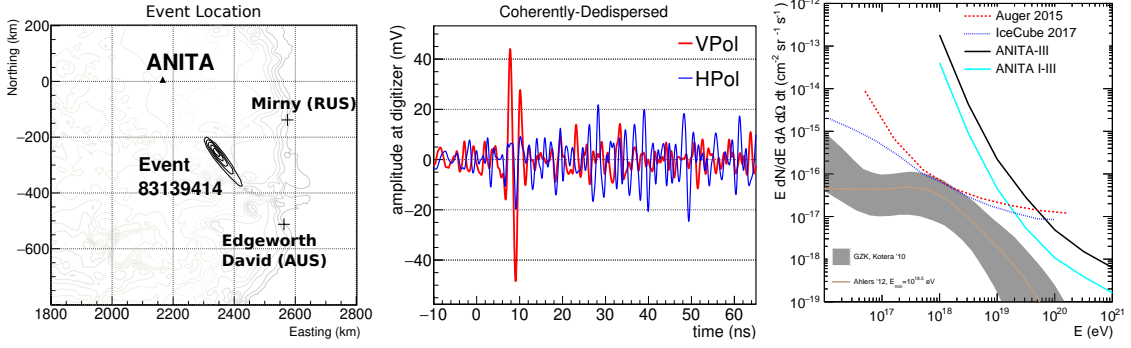


Figure 2: Left: The event localization of isolated, impulsive, vertically-polarized event 83139414. Center: The dedispersed, coherently-summed waveform for event 83139414. Right: The diffuse flux upper limit from ANITA III alone and ANITA I-III combined, interpreting the candidate as a background.

us unlikely that multiple physics events will come from the same place.

For a given set of cuts, Monte Carlo and events from calibration pulsers are used to estimate the analysis efficiency. The background is estimated from the data, either by using distributions of observables or a sideband.

Three searches were optimized for the Askaryan neutrino vertically-polarized channel, but also searched for EAS candidates in the horizontally-polarized channel. A dedicated EAS search additionally checks waveforms against a signal shape template validated using EAS signals observed in previous flights, which further lowers the expected background.

## 4 Results

In the vertically-polarized channel, the Askaryan neutrino with the best expected pre-unblinding sensitivity yielded one signal candidate (event 83139414) on an estimated background of  $0.7^{+0.5}_{-0.3}$  events. While consistent with the background estimate, the signal candidate (Fig. 2, left two panels) is in deep ice, very isolated from other events and known sources of human activity, and has a signal shape and polarization consistent with expectations from simulation. Interpreting the event as a background, we set a limit depicted on the right side of Fig. 2. ANITA I-III combined set the best limit on diffuse cosmogenic neutrino flux above  $\sim 10^{19.5} \text{ eV}$ .

Between all analyses, 28 isolated impulsive horizontally-polarized events were found that are consistent in pulse shape and polarization with an EAS origin. The candidate locations are mapped on the left side of Fig. 3. Two events were above the horizon and 26 events were below. Of those, event 15717147 is notable because

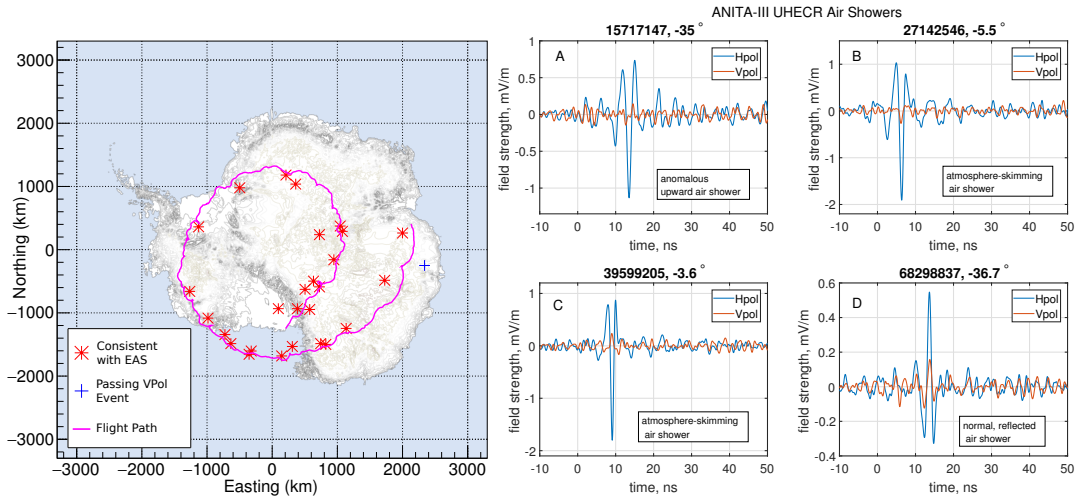


Figure 3: Left: The locations of all events identified by the various searches. Right: The coherently-summed, dedispersed signal from the anomalous apparently upward-going shower compared to two atmosphere-skimming showers and one reflected shower.

it has polarity consistent with an upward shower but comes from 35 degrees below the horizontal, very clearly below the horizon. The background estimate from the dedicated EAS search for this event is  $\lesssim 0.01$  events, based on the characteristics of nearby triggers. Together with a similar previous event from ANITA-I [7], this event topology defies a straightforward explanation. A decaying  $\tau$  from a  $\nu_\tau$  interacting in the ice could produce an upward shower, but a SM  $\nu_\tau$  would have been unlikely to make it through so much of the Earth to produce such an energetic shower. Moreover, such an observation from a diffuse flux would be in tension with results from other experiments [8].

## 5 Conclusion

The ANITA experiment has set world-leading limits on diffuse high-energy neutrino flux. Moreover, two anomalous events have been found that require more detailed understanding. The fourth flight of ANITA flew in December 2016, with upgrades to mitigate CW noise from satellites. Analysis of ANITA-IV data is ongoing. Planned upgrades for future ANITA flights include improved digitizers and a lower-threshold interferometric trigger.

## ACKNOWLEDGEMENTS

This author acknowledges support from NASA, the NSF, the University of Chicago Research Computing Center, and the Kavli Institute for Cosmological Physics at the University of Chicago.

## References

- [1] V. S. Berezinsky and G. T. Zatsepin, Phys. Lett. **28B**, 423 (1969). doi:10.1016/0370-2693(69)90341-4
- [2] G. A. Askar'yan, Sov. Phys. JETP **14**, no. 2, 441 (1962) [Zh. Eksp. Teor. Fiz. **41**, 616 (1961)].
- [3] S. Hoover *et al.* [ANITA Collaboration], Phys. Rev. Lett. **105**, 151101 (2010) doi:10.1103/PhysRevLett.105.151101 [arXiv:1005.0035 [astro-ph.HE]].
- [4] G. S. Varner, L. L. Ruckman, P. W. Gorham, J. W. Nam, R. J. Nichol, J. Cao and M. Wilcox, Nucl. Instrum. Meth. A **583**, 447 (2007) doi:10.1016/j.nima.2007.09.013 [physics/0509023].
- [5] P. W. Gorham *et al.* [ANITA Collaboration], Phys. Rev. D **98**, no. 2, 022001 (2018) doi:10.1103/PhysRevD.98.022001 [arXiv:1803.02719 [astro-ph.HE]].
- [6] P. W. Gorham *et al.* [ANITA Collaboration], arXiv:1803.05088 [astro-ph.HE].
- [7] P. W. Gorham *et al.* [ANITA Collaboration], Phys. Rev. Lett. **117**, no. 7, 071101 (2016) doi:10.1103/PhysRevLett.117.071101 [arXiv:1603.05218 [astro-ph.HE]].
- [8] P. W. Gorham *et al.* [ANITA Collaboration], PoS ICRC **2017**, 935 (2018). doi:10.22323/1.301.0935