

Statistical Inference Attack Against PHY-layer Key Extraction and Countermeasures

Rui Zhu, Tao Shu, and Huirong Fu

Abstract—With the fast growth of high-performance computing, the security of traditional cryptographic secret key establishment mechanisms are seriously challenged by computing-intensive attacks. As an alternative, considerable efforts have been made to develop physical (PHY) layer security measures in recent years, such as link-signature-based (LSB) secret key extraction techniques. Those mechanisms have been believed secure, based on the fundamental assumption that wireless signals received at two locations are uncorrelated when they were separated by more than half a wavelength apart. However, this assumption does not hold in some circumstances under latest observations, rendering LSB key extraction mechanisms vulnerable to attacks. The formal theoretical analysis on channel correlations in both real indoor and outdoor environments are provided in this paper. Moreover, this paper studies empirical statistical inference attacks (SIA) against LSB key extraction, whereby an adversary infers the signature of a target link. Consequently, the secret key extracted from that signature has been recovered by observing the surrounding links. Prior work assumes theoretical link-correlation models for the inference, in contrast, our study does not make any assumption on link correlation. Instead, we take machine learning (ML) methods for link inference based on empirically measured link signatures. ML algorithms have been developed to launch SIAs under various realistic scenarios. Our experimental results have shown that the proposed inference algorithms are still quite effective even without making assumptions on link correlation. In addition, our inference algorithms can reduce the key search space by many orders of magnitudes compared to brute force search. We further propose a countermeasure against the statistical inference attacks, FBCH (forward-backward cooperative key extraction protocol with helpers). In the FBCH, helpers (other trusted wireless nodes) are introduced to provide more randomness in the key extraction. Our experiment results verify the effectiveness of the proposed protocol.

Index Terms—Link signature; key extraction; wireless channel; PHY-layer security.

I. INTRODUCTION

Secret key provides confidentiality and integrity in communication. The establishment of secure secret keys ahead of transmissions is one of the key issues in the field of information security. The Diffie-Hellman key agreement protocol (1976) was the first practical method for establishing a shared secret over an unsecured communication channel. The security of Diffie-Hellman protocol is based on the discrete logarithm problem, whose solution is assumed to be hard to compute. However, with the fast growth of high-performance computing, the above assumption is seriously challenged, rendering Diffie-

Hellman possibly vulnerable to various computation-intensive attacks.

Realizing the potential vulnerability of Diffie-Hellman, developing new key extraction mechanisms whose security do not rely on the computation hardness assumption receives many attentions. One solution is through PHY-layer security, which extracts symmetric secret keys from the PHY-layer channel response of the wireless link (i.e., the link signature) between the transmitter and the receiver, e.g., see [1], [2], [3], [4]. The channel response or link signature is considered to be a good pick for secure key establishment because it is both reciprocal and uncorrelated. It is reciprocal because it is usually assumed that when the transmitter and receiver, Alice and Bob, make measurements on the channel state of the link between them, their measurements are symmetric (identical). On the other hand, the channel is said to be uncorrelated because it is usually assumed that the state of any other link separated by at least half of a wavelength apart from Alice and Bob should be independent from that of the link between Alice and Bob [5]. Based on these assumptions, it is commonly believed that common keys can be extracted by Alice and Bob based on their symmetric observation of the channel between them, while this channel is unobservable by a third party separated far enough (half a wavelength) from Alice and Bob, making the extracted keys secure and secretive.

While PHY-layer secret key extraction has been used in many applications such as encryption and authentication, recent studies have revealed that the uncorrelation assumption between separated links may not always be valid [6], [7], especially in many indoor environments where radio propagation becomes complicated due to signal reflection and multipath. This opens the door for the statistical inference attack (SIA) against the link-signature based (LSB) key extraction, because the correlation between links may be exploited by an adversary to probabilistically infer the signature of a target link based on observations over surrounding links. In light of such a vulnerability, SIA against LSB key extraction has been analytically studied in prior work, by assuming a correlation model between neighboring links, e.g., see [6], [7], [8]. However, it remains to be seen that, in a realistic wireless environment, without making assumptions on the link correlation model, how and to what extent SIA may undermine the security strength of LSB key extraction.

In this paper, we explore the answer to the above questions by taking a ML approach. We first discuss the correlation between two wireless channels in both indoor and outdoor environments. We build two models, indoor and outdoor communication models. According to these two models, the formal theoretical analysis on the channel correlation is provided. From the observation of theoretical analysis, we can find that there are still relative strong correlations even two links are

Rui Zhu and Huirong Fu are with the Department of Computer Science and Engineering, Oakland University, Rochester, MI, 48309 USA (email: rzhu, fu@oakland.edu)

Tao Shu is with the Department of Computer Science and Software Engineering, Auburn University, Auburn, AL, 36849 USA (e-mail: tshu@auburn.edu)

separated further than half wavelength. Thus, it is possible for the adversary to launch correlation attacks by using the correlation information between the legitimate links and surrounding links. Our inference attack against existing key extraction scheme study roots from empirically measured channel data and does not rely on any assumption on the link correlation model. In particular, our study is based on the CRAWDAD dataset [2], which contains over 9300 measured channel traces for 1892 links in a 44-node indoor office-type wireless network. Several possible SIA scenarios are considered. For each scenario, measured link signatures in CRAWDAD are divided into two datasets: training data and test data. ML-based channel inference algorithms are developed. We start our study from establishing artificial neural networks (ANN) models for inference. After being trained based on the training data, these algorithms are instructed to infer the link signatures in the test dataset. Then, we utilize different ML algorithms, such as ensemble methods, support vector machine (SVM), and multivariate linear regression to launch SIA, and compare the inference performances of different ML algorithms. Our experiment results show that all these ML algorithms have approximative inference performance, and thus can effectively reduce the key search space by many orders of magnitudes compared to a brutal-force search mechanism.

In light of the above vulnerability, we propose a novel multi-link Forward-backward Cooperative Key Extraction Protocol with Helpers (FBCH) in this paper as a countermeasure to the aforementioned SIA attacks, aiming to make the LSB key extraction more secure. In particular, by introducing a set of helpers (these are legitimate nodes assisting the key extraction process), FBCH allows two communicating terminals to extract symmetric secret keys based on the combined channel impulse responses (CIRs) of several randomly selected links. This is in sharp contrast to the conventional method where the key extraction is only dependent on the particular link between the transmitter and the receiver. Consequently, the resulting key extraction becomes less dependent on a particular fixed channel, making the aforementioned SIA attacks, which mainly target the channel between the two communicating terminals, less effective.

As a summary, the main contributions of this work are three-fold: (1) We theoretically verify the existence of correlation between neighboring links in realistic environments, (2) we suggest empirical methods to exploit the correlation to launch SIA against LSB key extraction, and (3) we further propose a countermeasure to weaken the effects of SIA attacks and make LSB key extraction more secure. To the best of our knowledge, this is the first systematic and empirical study of LSB key extraction from the SIA perspective in the literature.

Part of this work has been presented previously as a conference paper in [9]. In contrast to our prior conference paper, the journal version provides a formal theoretical verification for the correlation between neighboring links, and also proposes the FBCH countermeasure to the SIA attacks as well.

The rest of this paper is organized as follows. We review related work in Section II. Section III presents the background of LSB key extraction schemes and defines the system model. Section IV analyzes the correlation between two wireless channels in both indoor and outdoor environments. We describe the proposed neural network based SIA attacks in Section V. Section VI evaluates the performance

and effectiveness of the proposed attacks. Section VII presents the FBCH countermeasures to the inference attacks and we conclude our work in Section VIII.

II. RELATED WORK

The idea of exploiting wireless channel characteristics for generating secret keys has received considerable attention in recent years. A variety of LSB PHY-layer key extraction schemes has been proposed, e.g., [10], [11], [12], [13], [14], [15], [16]. While the security of LSB key extraction relies heavily on the uncorrelation assumption of channels, the validity of this assumption has not been evaluated/verified in these works.

Theoretical analysis on the correlation among links is conducted in [6], [7]. In particular, these works derive theoretical link correlation by taking into account the spatial/geometric relations among the transmitter, receiver, and signal reflectors. One ring model and the Daggan-Rapport model are employed to derive the link correlation models under various scenarios. Their main finding is that the uncorrelation-beyond-half-wavelength assumption is not always valid, and therefore it is necessary to use larger guard zones around the transmitter and the receiver for secure LSB key extraction. Unlike [6], [7], our work derives theoretical link correlation in general indoor and outdoor environments with the random distributed scatterers.

The research topic of attacks against PHY-layer-based key extraction systems currently receives limited research input. Some researchers have reported that the current key extraction schemes are vulnerable to passive eavesdropping [8], [17] as well as active attacks [18], [19], [20], [21].

Experimental study on inference attack against PHY-layer key extraction is considered in [8], where the key extraction is based on the value of a received signal strength indicator (RSSI). Inferences in [8] are mainly based on simple averaging methods and the RSSI observations used for the inference are made close to the target link (ranging from 6 cm to at most 90 cm away from the target receiver). In reality, making inference attack based on overhearing the target channel at such a close distance may not be practical. Our work considers a significantly different inference model. In particular, instead of inferring RSSI, we infer the channel response, which allows faster key extraction. Furthermore, rather than being a simple averaging of samples, our inference is based on neural network algorithms, which enables a much better inference outcome through training. As a result, our methods support inference based on observations made much further away from the target link, ranging from meters to over ten meters, which is of more interest in practice. [17] also focuses on the passive attacks. It introduces a new analysis scheme that distinguishes between jammed and unjammed transmissions based on the diversity of jammed signals.

Attacks other than SIA have also been considered in the literature. For example, [22] studies the mimicry attack, where an adversary replays or forwards legitimate responses from the transmitter to the receiver. Countermeasures proposed include time synching responses for verification and randomizing the training sequence.

In [20], Zhou et al. consider the active attacker scenario. They assume that Eve is active and can send attack signals to minimize the key extraction rate of current key extraction scheme. Eve's optimal attack strategy is characterized in [20].

And they propose a scheme for the key extraction in the two-way relay channel. Instead of estimating CIRs by two terminals, Alice and Bob, the relay will first establish two pair-wise keys with Alice and Bob. Then the relay broadcasts the XOR of these two pair-wise keys to both Alice and Bob. Alice and Bob can then decode both keys and pick the one with a smaller size as the final key. This scheme can effectively prevent against the active attacks. However, it requires the additional help from relays.

[23] presents a new form of highly threatening active attack, named signal injection attack. The attacker can inject the similar signals to both two terminals to manipulate the channel measurements and compromise a portion of the key. PHY-UIR as a countermeasure to the signal injection attack is proposed in this work. In PHY-UIR, both two terminals introduce randomness into the channel probing frames. Thus, the random series that are used to extract secret keys are the combination of randomness in the fading channel and the ones introduced by users. Then the composed series are uncorrelated to the injected signals. As a result, the attacker is not able to compromise the composed secret keys. [21] presents a formal active adversary model which takes into account an adversary's knowledge/control of the wireless channel.

We propose SIA attacks without making specific assumption on link correlation. Rather than being a theoretical study, we consider our work empirical/experimental, as we use ML algorithms to make inference based on empirically measured link signatures in a realistic environment. Moreover, the goals of our work include not only verifying the existence of correlation between nearby links, but also exploiting such correlation for secret key inference through a set of practically usable methods.

On a different track other than security, channel inference/estimation has been extensively studied for efficient radio resource management in wireless networks, e.g., for MIMO systems [1], [24]. However, such inference/estimation is made only for the channel between the target transmitter and the receiver, rather than for channels beside the target link.

III. MODEL DESCRIPTION

A. Multi-path Effect and Link Signature

In wireless communications, radio signals generally reach the receiving antenna by two or more paths due to reflection, diffraction, and scattering, which is called multipath propagation. Since different paths have different distances between transmitter and receiver, a receiver usually receives multiple copies of the transmitted signal at different time. Different copies have different attenuations due to the different path losses. The received signal is the sum of these delayed signal copies.

A radio channel consists of multiple paths from a transmitter to a receiver, and each path of the channel has a response (e.g., distortion and attenuation) to the multipath component traveling on it, which is called a component response. The superposition of all component responses is the *channel impulse response* (CIR). Since the multi-path effects between different pairs of nodes, as well as channel impulse responses, are usually different, a channel impulse response between two nodes is also called a *link signature*.

B. Key Extraction from Link Signature

Once channel impulse responses have been estimated, the process of key extraction is rather straightforward. First, channel impulse responses should be quantized for secret key extraction since they are continuous random variables. There are several kinds of mechanisms to quantize link signatures. In this paper, we adopt the relative simple but widely-used uniform quantization to quantize CIR measurements [3]. First, we normalize each CIR with its maximum element value to obtain vectors of discrete decimals. Next, the resulting discrete decimals are multiplied with 32 and then are rounded to the nearest integers. In this way, we obtain vectors of integers in the range of [0,31], which are the quantization results of continuous channel impulse responses in integer representation. Then, the vectors of integer are converted to their binary presentation. Lastly, N-bit binary string is cut from the whole string as the initial N-bit secret key. Figure 1 shows the framework to extract key bits.

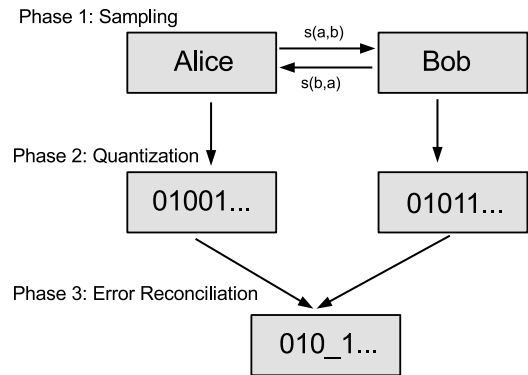


Fig. 1: Framework to extract key bits from link signature.

However, the straightforward quantization mechanism usually is not sufficient. Due to the variation of real environment and hardware differences between two measurement devices, it does not guarantee that the pairwise measurements from two communication ends (Alice and Bob) are identical. In this case, the sequences of bit keys extracted will not be identical. Therefore, we should employ an error reconciliation mechanism to solve this problem. For example, we can apply challenge-response verification protocol. Let K_A , K_B are the bit keys extracted by Alice and Bob, respectively, and ϕ is a random number that Alice picked. To launch the verification protocol, Alice encrypts ϕ by her secret key K_A , and sends Bob $E_{K_A}(\phi)$ and Bob responds with $E_{K_B}(\phi+1)$. If Alice gets $\phi+1$ after she decrypts Bob's message, she can conclude that Bob obtains the correct key. Bob can do likewise. Otherwise, Alice and Bob will extract bit keys from new measurements, continue to launch error reconciliation processes until they obtain the same keys.

IV. THEORETICAL ANALYSIS

The existing LSB key extraction schemes have been believed secure, based on the fundamental assumption that wireless signals received at two locations are uncorrelated, when

they were separated by more than half a wavelength apart. However, some latest work has observed that this assumption does not hold in some circumstances [6], [7]. In this section, we provide a formal theoretical verification for the existence of correlation between neighboring links in both indoor and outdoor environments. The important notations used in our analysis are defined in Table I:

TABLE I: Important Notations

S_i	The i th scatterer.
θ_S	The angle of arrival (AOA) of the wave traveling from the scatterer toward the mobile user.
R	Radius of scatterer area.
Ω	Received link power.
$f_S(S)$	Probability density function (PDF) of scatterers in an area.
d_{UA}	Distance between the mobile user and attack node.
d_{RA}	Distance between the legitimate receiver and attack node.
d_{as}	Distance between the attack node and the scatterer.
d_{us}	Distance between the mobile user and the scatterer.
d_{RA}	Distance between the legitimate receiver and the scatterer.
λ	Wavelength.

A. Channel Correlation in Outdoor Environment

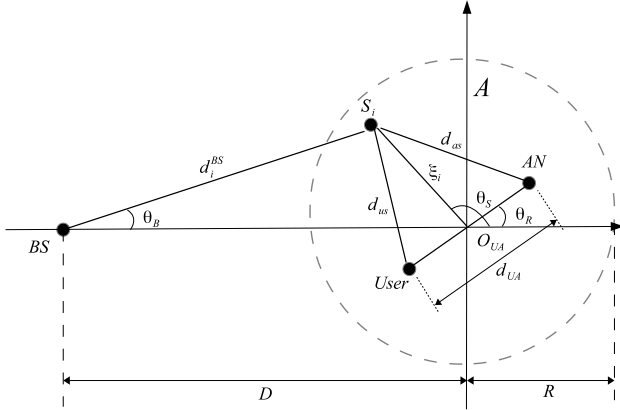


Fig. 2: Geometrical configuration of the channel model in outdoor environment.

First of all, the wireless communication in an outdoor cellular system is considered, where a mobile user equipped with one antenna communicates with a base station (BS), as shown in Figure 2. To simplify the presentation, but without loss of generality, we only consider the downlink (i.e., BS transmitting to the user) in the following analysis. Such consideration is representative, as realistic cellular communication is usually dominated by downlink traffic. Moreover, the distance between the BS and the mobile user is much greater than the distance between each antenna element of BS, we will treat the BS as one node in the following discussion. We assume that there is no scatterer around the BS, since the BS antennas are typically installed at a high place. Attack nodes (AN) are placed by the adversary in any potential location. Moreover, we assume that scatterers are randomly distributed around the mobile user, inside a circular area A around the user's receiving antenna and the attack node, as illustrated in Figure 2. In Figure 2, the

radius of area A is R , and the center of A is the midpoint of the user and attack node. We further assume that the number of scatterers is large, and the mobile user and attack node receive the signal from surrounding scatterers, so the line-of-sight (LOS) paths are not considered in our discussion. Our derivation is inspired by the channel correlation analysis in classical MIMO system, first proposed in [25].

We start our discussion by defining the correlation coefficient between two neighboring links $BS \rightarrow User$ and $BS \rightarrow AN$ as follows:

Definition IV.1. The normalized cross correlation coefficient between the neighboring links BS to $User$ and BS to AN is expressed as:

$$\rho_{bu,ba} = \frac{E\{h_{bu} \cdot h_{ba}^*\}}{\sqrt{\Omega_{bu} \cdot \Omega_{ba}}}, \quad (1)$$

where $*$ is the complex conjugate, h_{bu} and h_{ba} denote the received signal at the user and the attack node, respectively, Ω_{bu} and Ω_{ba} are the received link power at the user and the attack node, respectively.

The received signal h_{bu} between the mobile user and the BS is given by [26] (the LOS component is neglected),

$$h_{bu} = \lim_{N \rightarrow \infty} \frac{1}{\sqrt{N}} \sum_{i=1}^N g_i (d_i^{BS} \cdot \xi_i / D)^{-n/2} \cdot \exp\{j\psi_i - j\frac{2\pi}{\lambda}(d_i^{BS} + d_{as})\}. \quad (2)$$

where N is the number of scatterers; g_i is the amplitude of the wave scattered by the i th scatterer; ψ_i is the phase shift introduced by the i th scatterer, respectively; d_i^{BS} and d_{as} are the distances shown in Figure 2; λ denotes the wavelength. The term $(d_i^{BS} \cdot \xi_i / D)^{-n/2}$ accounts for the power loss relative to the distance D between the user and the BS with path loss exponent n . The total received power Ω_{bu} of this link is expressed as

$$\Omega_{bu} = \lim_{N \rightarrow \infty} \frac{1}{N} \sum_{i=1}^N E\{g_i^2\} (d_i^{BS} \cdot \xi_i / D)^{-n} \quad (3)$$

We assume all links have equal received power, i.e., $\Omega_{bu} = \Omega_{ba} = \Omega$. By substituting Eq.(2) and Eq.(3) into Eq.(1), the normalized correlation coefficient between the neighboring links $BS \rightarrow User$ and $BS \rightarrow AN$ can be derived as follows,

$$\rho_{bu,ba} = \frac{1}{\Omega} \lim_{N \rightarrow \infty} \frac{1}{N} \sum_{i=1}^N E\{g_i^2\} (d_i^{BS} \cdot \xi_i / D)^{-n} \cdot \exp\{-j\frac{2\pi}{\lambda}(d_{as} - d_{us})\}. \quad (4)$$

In particular, we assume the scatterers be independently distributed according to some 2-D probability density function (PDF) $f_S(S)$ on the circular area A as shown in Figure 2. When N becomes large, the diffuse power scattered by the i th scatterer has quite small contribution out of the total Ω , which is proportional to $E\{g_i^2\}/N$. This is equal to the infinitesimal power coming from the different area d_S with probability $f_S(S)$, i.e., $E\{g_i^2\}/N = f_S(S)d_S$. Therefore, Eq.(4) can be rewritten in the following integral form:

$$\rho_{bu,ba} = \frac{1}{\Omega} \int_A (d_i^{BS} \cdot \xi_i/D)^{-n} \cdot \exp\{-j\frac{2\pi}{\lambda}(d_{as} - d_{us})\} f_S(S) dS, \quad (5)$$

Since we assume scatterers are randomly distributed inside the circular area A around the user and attack node, Eq.(5) can be written as

$$\rho_{bu,ba} = \frac{1}{\Omega} \int_0^R \int_{-\pi}^{\pi} (d_i^{BS} \cdot \xi_i/D)^{-n} \cdot \exp\{-j\frac{2\pi}{\lambda}(d_{as} - d_{us})\} f(\theta_S, \xi_i) d(\theta_S) d(\xi_i). \quad (6)$$

where the $f(\theta_S, \xi_i)$ is the PDF of the locations of scatterers relative to the user and attack node with θ_S and distance ξ_i and d_i^{BS} , θ_S is the angle of arrival (AOA) of the wave traveling from the scatterer toward the mobile user.

According to the laws of cosine and sine in [27], we get

$$\begin{aligned} d_{as}^2 &= d_{UA}^2/4 + \xi_i^2 - d_{UA} \cdot \xi_i \cdot \cos(\theta_S - \theta_R) \\ d_{us}^2 &= d_{UA}^2/4 + \xi_i^2 + d_{UA} \cdot \xi_i \cdot \cos(\theta_S - \theta_R) \end{aligned} \quad (7)$$

and

$$\frac{D}{\sin(\theta_S - \theta_B)} = \frac{\xi_i}{\sin(\theta_B)} = \frac{d_i^{BS}}{\sin(\theta_S)}, \quad (8)$$

where the d_{UA} is the distance between the mobile user and the attack node.

In the outdoor environment, the assumption of $D \gg R \gg d_{UA}$ is realistic. Therefore, the difference of path lengths can be approximated as

$$\begin{aligned} -(d_{as} - d_{us}) &\approx d_{UA} \cdot \cos(\theta_S - \theta_R) \\ d_i^{BS} &\approx D \end{aligned} \quad (9)$$

Substituting the arguments in Eq.(6) with Eq.(7)(8)(9) yields

$$\rho_{bu,ba} = \frac{1}{\Omega} \int_0^R \int_{-\pi}^{\pi} (\xi_i)^{-n} \exp\{-j\frac{2\pi}{\lambda} d_{UA} \cdot \cos(\theta_S - \theta_R)\} f(\theta_S, \xi_i) d(\theta_S) d(\xi_i). \quad (10)$$

Since the scatterers are uniformly distributed inside the circular ring, we can use the PDF as $f(\theta_S, \xi_i) = 1/2\pi R$.

Then, we obtain

$$\begin{aligned} \rho_{bu,ba} &= \frac{1}{\Omega} \int_0^R \int_{-\pi}^{\pi} (\xi_i)^{-n} \exp\{-j\frac{2\pi}{\lambda} d_{UA} \cdot \cos(\theta_S - \theta_R)\} \frac{1}{2\pi R} d(\theta_S) d(\xi_i) \\ &= \frac{1}{\Omega} \int_0^R \int_{-\pi}^{\pi} \frac{(\xi_i)^{-n}}{2\pi R} \exp\{-j2\pi \frac{d_{UA}}{\lambda} \cos(\theta_S - \theta_R)\} d(\theta_S) d(\xi_i) \end{aligned} \quad (11)$$

We plot the correlation coefficient $\rho_{bu,ba}$ as a function of the ratio d_{UA}/λ in Figure 3, in which we assume the distance D is fixed. From this numerical result, it can be observed that there exists correlation, even if the distance d_{UA} between the mobile user and the attack node is greater than half wavelength. For instance, $\rho_{bu,ba} = 0.21$ when d_{UA} is equal to 5 wavelength, and $\theta_R = 1$. Moreover, the angle θ_R affects the correlation coefficient $\rho_{tr,ta}$ dramatically in this model.

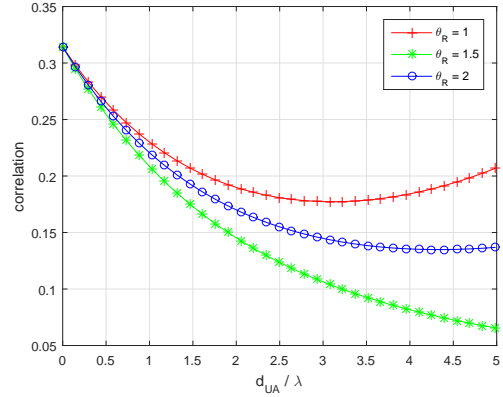


Fig. 3: Channel correlation coefficient $\rho_{bu,ba}$ versus distance ratio d_{UA}/λ .

B. Channel Correlation in Indoor Environment

In indoor environments, two communication ends, the transmitter (Tx) and the receiver (Rx), generally are not far from each other and surrounded by scatterers nearby. In this case, we build a model, in which a big scatterer-ring area A encloses both the transmitter and the receivers (including attack nodes), as depicted in Figure 4. In this circular area A , the radius is R , and the center O is the midpoint of the Tx and O_{RA} , where O_{RA} is the midpoint of the Rx and the attack node (AN). In Figure 4, we follow most of the notations as those defined in Figure 2. Comparing to the outdoor model as shown in Figure 2, in the indoor model, we substitute the notations “Tx” and “Rx” for “BS” and “User”, respectively. Moreover, to facilitate the derivation, we substitute d_i^{TS} , d_{RA} , $d_{r,s}$ and θ_T for d_i^{BS} , d_{UA} , d_{us} and θ_B , respectively, and introduce the new variable γ to denote the angle of the scatterer in the polar coordinate system, as illustrated in Figure 4.

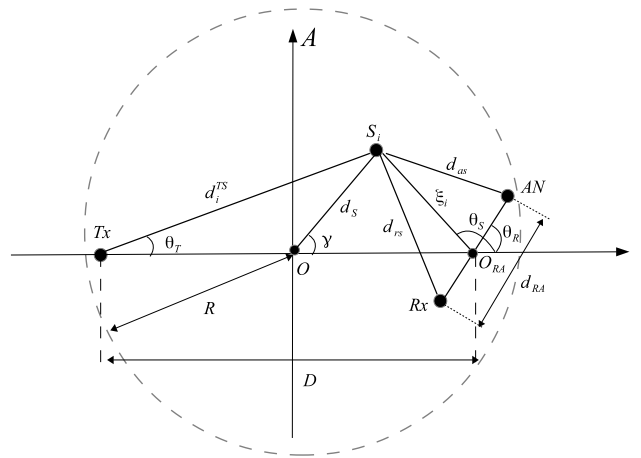


Fig. 4: Geometrical configuration of the channel model in indoor environment.

In Figure 4, the correlation coefficient between two neighboring links Tx→Rx and Tx→AN is defined as follows:

Definition IV.2. The normalized cross correlation coefficient between the neighboring links Tx to Rx and Tx to AN is expressed as:

$$\rho_{tr,ta} = \frac{E\{h_{tr} \cdot h_{ta}^*\}}{\sqrt{\Omega_{tr} \cdot \Omega_{ta}}}, \quad (12)$$

where $*$ is the complex conjugate, h_{tr} and h_{ta} denote the received signal at the receiver and the attack node, respectively, Ω_{tr} and Ω_{ta} are the received link power at the receiver and the attack node, respectively

To discuss the correlation between the neighboring links $Tx \rightarrow Rx$ and $Tx \rightarrow AN$ in this model, we still use Eq.(5) to yield the correlation coefficient function. The Eq.(5) is rearranged in the indoor model as follows:

$$\rho_{tr,ta} = \frac{1}{\Omega} \int_A (d_i^{TS} \cdot \xi_i/D)^{-n} \cdot \exp\{-j\frac{2\pi}{\lambda}(d_{as} - d_{rs})\} f_S(S) dS, \quad (13)$$

where Ω is the received link power (equal power for all radio links is assumed).

According to the laws of cosine and sine in [27], we have

$$\begin{aligned} (d_i^{TS})^2 &= d_S^2 + D^2/4 + D \cdot d_S \cos(\gamma) \\ \xi_i^2 &= d_S^2 + D^2/4 - D \cdot d_S \cos(\gamma) \end{aligned} \quad (14)$$

and

$$\begin{aligned} \sin(\theta_T) &= d_S \sin(\gamma) / d_i^{TS} \\ &= d_S \sin(\gamma) / \sqrt{d_S^2 + D^2/4 + D \cdot d_S \cos(\gamma)} \end{aligned} \quad (15)$$

$$\begin{aligned} \cos(\theta_T) &= (d_S \cos(\gamma) + D/2) / d_i^{TS} \\ &= (d_S \cos(\gamma) + D/2) / \sqrt{d_S^2 + D^2/4 + D \cdot d_S \cos(\gamma)} \end{aligned} \quad (16)$$

$$\begin{aligned} \sin(\theta_S) &= d_S \sin(\gamma) / \xi_i \\ &= d_S \sin(\gamma) / \sqrt{d_S^2 + D^2/4 - D \cdot d_S \cos(\gamma)} \end{aligned} \quad (17)$$

$$\begin{aligned} \cos(\theta_S) &= (d_S \cos(\gamma) - D/2) / \xi_i \\ &= (d_S \cos(\gamma) - D/2) / \sqrt{d_S^2 + D^2/4 - D \cdot d_S \cos(\gamma)} \end{aligned} \quad (18)$$

By doing the substitution and rearrangements, we obtain the approximation of $-(d_{as} - d_{rs})$ as

$$-(d_{as} - d_{rs}) \approx \frac{d_{RA} \cdot (d_S \cos(\gamma - \theta_R) - D/2 \cdot \cos(\theta_R))}{\sqrt{d_S^2 + D^2/4 - D \cdot d_S \cos(\gamma)}} \quad (19)$$

Since the scatterers are uniformly distributed inside the circular ring, we can use the PDF as $f_S(S) = f(d_S, \gamma) = \frac{1}{2\pi R}$. Substituting the arguments in Eq.(13) yields the correlation coefficient $\rho_{tr,ta}$ between neighboring links $Tx \rightarrow Rx$ and $Tx \rightarrow AN$ as

$$\begin{aligned} \rho_{tr,ta} &= \frac{D^n}{\Omega} \int_0^R \int_{-\pi}^{\pi} ((d_S^2 + D^2/4)^2 - D^2 d_S^2 \cos^2 \gamma)^{-n/2} \\ &\frac{1}{2\pi R} \cdot \exp\left\{ \frac{-j2\pi \cdot d_{RA} (d_S \cos(\gamma - \theta_R) - D/2 \cdot \cos(\theta_R))}{\lambda \sqrt{d_S^2 + D^2/4 - D \cdot d_S \cos(\gamma)}} \right\} \\ &d_\gamma d(d_S) \end{aligned} \quad (20)$$

The correlation coefficient $\rho_{tr,ta}$ as a function of the ratio d_{RA}/λ is plotted in Figure 5. It can be observed that there still exists correlation, even if the distance d_{RA} between the legitimate receiver and the attack node is greater than half wavelength. For instance, the correlation coefficient $\rho_{tr,ta} = 0.26$ when d_{RA} is equal to 5 wavelength, and $\theta_R = 1.2$. In contrast to the outdoor model, the correlation is a decreasing function of the angle θ_R , for a certain distance ratio d_{RA}/λ . Moreover, comparing to the outdoor model, the correlation coefficient $\rho_{tr,ta}$ is more sensitive to θ_R .

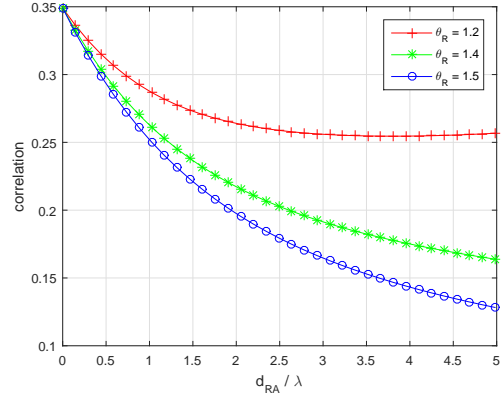


Fig. 5: Channel correlation coefficient $\rho_{tr,ta}$ versus distance ratio d_{RA}/λ .

In conclusion, the wiretap channel (i.e., $Tx \rightarrow AN$) and the legitimate channel (i.e., $Tx \rightarrow Rx$) still have relatively strong correlation, even if the attack node is far away from the transmitter and receiver (here the “far away” means that the distance between the attack node and receiver is greater than $\lambda/2$). Therefore, the adversary can infer the secret key bits based on his measurements of channel states, which makes existing key extraction system vulnerable. In the following section, we propose a class of attacks, called statistical inference attacks (SIAs), to reveal the vulnerability of LSB key extraction system.

V. STATISTICAL INFERENCE ATTACK

In the previous section, we have theoretically verified the existence of correlation between neighboring links. The remaining issue is how this correlation may be exploited to infer secret keys in practice. In this section, we apply several ML-based algorithms to propose statistical inference attacks (SIAs) to infer keys by exploiting this correlation. Depending on the information available for the training of the ML model, we consider the following three scenarios for SIAs:

- Inference based on links disjoint from the target link (i.e., links of different transmitters and receivers from the target link)
- Inference based on links sharing the same transmitter as the target link
- Inference based on historical signatures of the target link

These scenarios are illustrated in Figure 6, respectively, and are elaborated as follows.

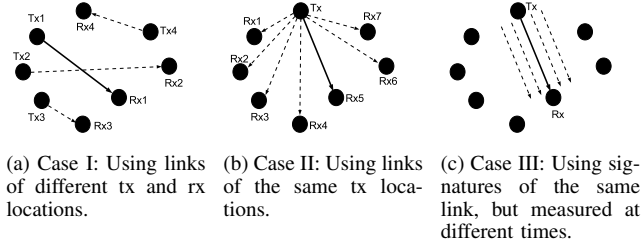


Fig. 6: Attacks in three scenarios, solid lines denote the target links, dotted lines denote the existing links.

A. SIA based on disjoint links

This case is pertinent to the scenario where the adversary has pre-knowledge regarding the area in which the target (i.e., the transmitter and receiver of the target link) will appear, but does not know the exact location of the target until the target appears. In this case, the adversary may perform a site survey in the area before the target appears. During the site survey, the adversary may collect sample signatures of links throughout the area, and then use these samples to train a model that represents the signature of an arbitrary link in the area as a function of the transmitter and receiver locations of the link. Later in the online inference phase, the adversary can observe the location of the target, and supply this information to the trained model to infer the signature of the target link. SIA to links in a mobile ad hoc network is a typical example of this scenario.

The topology of ML model for the above link signature inference is as follows:

$$\begin{aligned} \text{Input: } & S(L_T(i), L_S(i)), L_T(i), L_S(i), \\ \text{Output: } & S(L_T(t), L_S(t)), \end{aligned}$$

where

- i = the index of surveyed links,
- t = the index of the target link,
- $L_T(i)$ = the locations of transmitters,
- $L_S(i)$ = the locations of receivers,
- $S(L_T(i), L_S(i))$ = link signatures on the links $(L_T(i), L_S(i))$,
- $S(L_T(t), L_S(t))$ = link signature on the target link.

B. SIA based on links sharing the same transmitter

This case applies to the scenario where the adversary does not know the exact location of the target until the target appears, but has pre-knowledge on the area in which the target will appear, and the communication in this area is through a centralized access point such as a base station or an AP. Typical examples of such scenario include cellular network and WLAN. In this case, the adversary can also survey the area before the target appears, during which he collects sample signatures of various downlinks throughout the area. These sample signatures are then used to train a downlink signature model of the area, which represents the signature of an arbitrary as a function of the receiver's location. In the online inference phase, the adversary observes the location of the target (the receiver), and supply this information to the trained model to infer the signature of the target downlink.

The topology of ML model in this case is given as follows:

$$\begin{aligned} \text{Input: } & S(L_S(i), L_S(i)), \\ \text{Output: } & S(L_S(t)), \end{aligned}$$

where

- i = the index of surveyed downlinks,
- t = the index of the target downlink,
- $L_S(i)$ = the receiver location of the i th surveyed downlink,
- $S(L_S(i))$ = link signature of the i th surveyed downlink,
- $S(L_S(t))$ = link signature of the target downlink.

C. SIA based on historical signatures of the target link

This case applies to the scenario where the adversary has pre-knowledge on the exact location of the target. Such information can be obtained by the adversary by peeking into the location privacy of the target. This is especially true if the target's activity or schedule follows a regular rule.

To infer the signature of the target link at a given time, the adversary may first measure the signatures of the target link at different times. The sample signatures are then used to train a model that represents the link signature as a function of time. In the online inference phase, the adversary simply feeds the desired time into the trained model to make inference on the signature of the target link at that time.

The topology of ML model for this case is given as follows:

$$\begin{aligned} \text{Input: } & S(t_i), t_i, \\ \text{Output: } & S(t_c), \end{aligned}$$

where

- i = the index of time,
- t_i = time t_i ,
- $S(t_i)$ = link signature at time t_i ,
- $S(t_c)$ = link signature at the target moment.

VI. EXPERIMENT VERIFICATION

In this section, we evaluate the effectiveness of the above statistical inference attacks based on the CRAWDAD dataset[5].

A. The CRAWDAD dataset

In CRAWDAD dataset, over 9300 link signatures are recorded in a 44-node wireless network, which are measured in an indoor environment with obstacles and scatters. By moving the transmitter and receiver between node locations 1 - 44, it gives the number of transmitter and receiver permutations counted as $44 * 43 = 1892$. At each permutation of transmitter and receiver, 5 link signatures are measured over a period of about 30 seconds. In this dataset, each link signature is recorded as a 50-component vector.

B. SIA Results and Analysis

We first evaluate how accurate the proposed ANNs can infer the signature of a target link. To this end, we randomly pick a link (a transmitter-receiver pair) from CRAWDAD as the target link. The five signatures of the target link are used as ground truth for testing. Training data are selected from the remaining links in CRAWDAD in the following way. For case-I SIA, we use all remaining links, in total $9300 - 43 * 2 * 5 = 8870$ signatures, as training data. For case-II SIA, we use all the 43 links that share the same transmitter of the

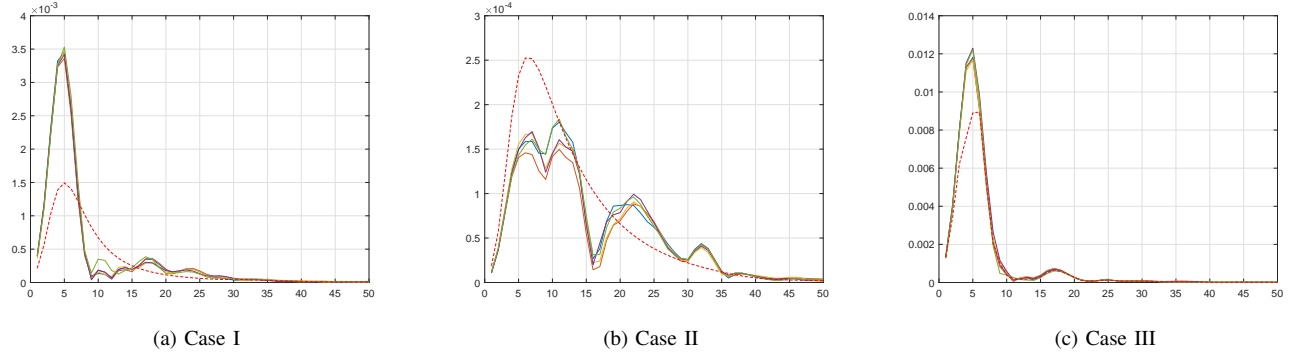


Fig. 7: Link signature inference accuracy. Note that x-axis denotes index of points, y-axis denotes the amplitude; the solid lines represent the true link signatures, and dotted line represents our inferred link signature.

target link but have a different receiver as the training data. So in total $43 * 5 = 215$ link signatures are included in the training dataset for case II. For case III SIA, we randomly pick 4 signatures of the target link and use them as training data, and the remaining link signature is used for testing. In a nutshell, in this experiment we use all relevant data for training to avoid the complicated issue of training data selection. As a baseline of the performance, our goal here is to see how well the ANN can do without discriminating the available training data. The optimization of the inference, e.g., through training data filtering, is studied shortly.

Different target links were inferred in our SIA experiments. Figure 7 plots a typical case for the comparison between the inferred signature and the ground truth version for the target link $1 \rightarrow 4$ under the three SIA cases, respectively. The inferences for other target links present similar trends, and thus are omitted here due to space limit. Three observations can be made on Figure 7. First, in all three cases there exists significant similarity between the inferred signature and the ground truth, and the trends of curves match quite well. This observation implies that there are indeed correlations between neighboring wireless links, even when their separation is farther than half a wavelength, and these correlations are harnessed by ANN models in the experiments for inference. Second, the inferred signature presents different accuracy in the three cases. This is not surprising, because the inferences are based on different amount of knowledge about the target. In particular, training data in case III is the closest to what is being inferred, and therefore the inference accuracy in that case is the highest among the three cases. Third, the inferred signature is much smoother than the truth version. The current ANN models cannot capture enough high frequency details in the correlation to make a better inference. This observation suggests that the ANN models we are using may not be the optimal ones and there are sufficient rooms for improvement from a ML's point of view.

We study the impact of inference accuracy on the security strength of LSB key extraction as shown in Figure 8. In this experiment, the goal of the adversary is to figure out, or guess, the secret key extracted from the true link signature, from the inferred version of the signature. In particular, we assume that each time-series point on the true link signature is represented as a 5-bit binary number according to the quantization scheme described in Section III.B (32-interval quantization). So in

total a 250-bit binary string can be extracted from the 50-point true link signature. We pick a 75-bit string as the true key in our experiment. To guess the true key, the adversary uses trial and error, starting from the 75 bits quantization of the inferred signature (5 bits per point, $15 * 5$ -bit binaries in total). In each round of trial and error, the adversary explores the key search space by incrementing or decrementing by one to one of the $15 * 5$ -bit binaries, where the exploration is sequential over the $15 * 5$ -bit binaries. Under such an inference attack, the security strength of the LSB key extraction can be measured by the average number of trials needed to find the true key. Equivalently, this metric can be normalized on a per-point basis, i.e., measured by the average number of guesses required to find the true 5-bit quantization for a point on the link signature.

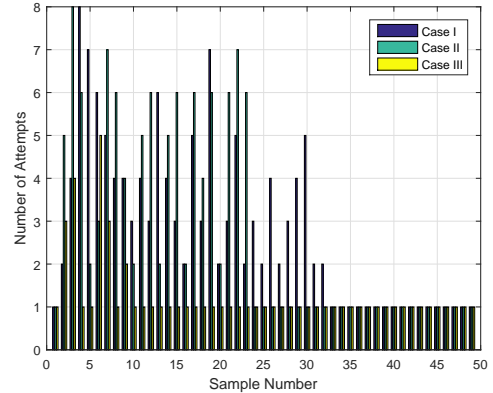


Fig. 8: Average number of guesses needed to find the 50 points in a link signature (ANN).

Figure 8 plots the average required number of guesses for each of the whole 50 points on a link signature under the three SIA cases. The average is based on 26 target links randomly selected from CRAWDDAD. From this figure, it can be observed that for cases I and II on average at most 8 guesses are enough to find the true quantization of a point using the ANNs. In contrast, to find a 5-bit quantization, a brutal force search algorithm needs on average 16 guesses. Therefore, for the 75-bit key in this experiment, the key search space of the brutal force algorithm is 16^{15} , or 2^{60} . Using the proposed ANNs,

the key search space is at most 8^{15} , or 2^{45} : a reduction of 2^{15} compared to the brutal force search! On a computer with 4-core Intel CPU (2.0 GHz CPU clock speed), it takes about 4,000 hours to find the correct secret key by brutal force algorithm, however, it takes only about 1 hour and 13 minutes to find it by our proposed mechanism. Note that this is the upper bound (worst case) key search space for the case I and case II SIAs, because the number of required guesses per point is much smaller than 8 for the points on the tail of the link signature. For example, only one guess is needed for points after index 33. Furthermore, it can also be observed that SIA in case III is able to figure out the true key much more efficiently, as 90% points can be found in just one guess in that case.

To obtain a statistical view about the strength of the proposed SIAs, Figure 9 compares the CDF (cumulative distribution function) of the number of guesses needed per point under various SIA cases. The CDFs in the figure are calculated based on the same 26 target links as in Figure 8. This figure shows that statistically the relative strength of SIAs are case III > case II > case I. For example, case III can find 90% points in just one round, while 56% points are found in one round in case II, and only 38% are found in one round in case I. This trend is aligned with the inference accuracies as observed in Figure 7.

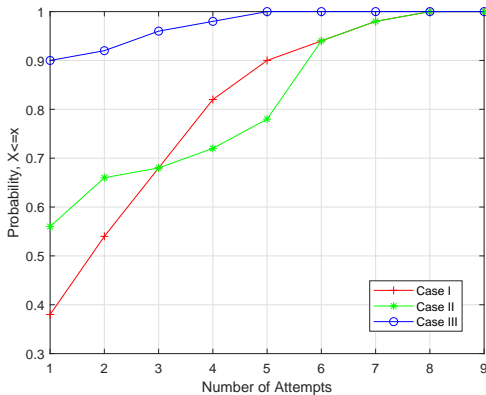
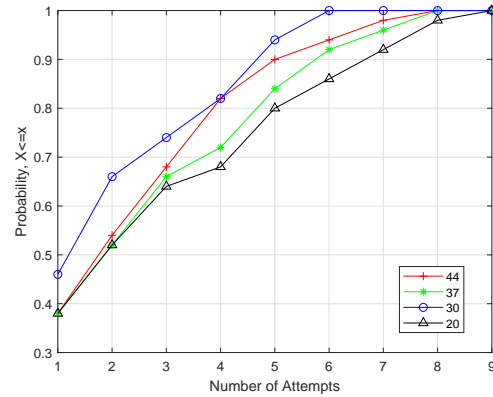


Fig. 9: Comparison of inference performance in different cases by using ANN.

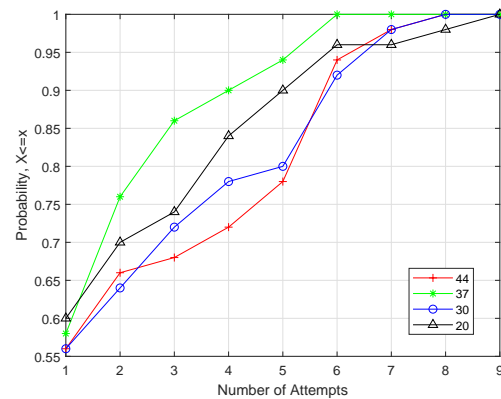
Furthermore, we study the optimization of the inference accuracy through training data selection in Figure 10. Selecting the right training data is usually vital to ensure a good performance of ANN due to the well-known over-training issue. Because the inference in case III has been very accurate, here we only focus on the optimization of cases I and II. For each case, we pick k nearest links to the target link, and use their signatures ($5 * k$ in total) to train the ANN. Such a treatment is based on the rationale that a closer link to the target should possess higher correlation, and thus can provide better training effects. So now the training data selection is converted to deciding the optimal size of the training dataset (i.e., the k). In our experiment we vary the value of k (ranging from 20 to 44) and evaluate the strength of the resulting attacks in terms of the CDF of the number of guesses needed to find a point on the link signature.

Figure 10 plots the CDFs under various training sizes. It shows that the security strength of SIA in both cases

are sensitive to the size of the training data. For example, the 75-percentiles in case II may range from 2 to 5 under various training data sizes, corresponding to a factor of $(5/2)^{50}$ difference in size of the key search space! This observation suggests the necessity of optimizing the training dataset in order to improve the inference accuracy, and hence enforce the attack strength, of the SIAs. Figure 10 also suggests that the inference accuracy of the ANN is a non-monotonic function of the training data size, and there seems to be an optimal training data size in each case that maximizes the inference accuracy. For example, the optimal training data sizes are 30 and 37 for case I and case II, respectively.



(a) Case I



(b) Case II

Fig. 10: SIA strength vs. training data size (ANN).

To test the inference performances of different ML algorithms, we utilize more ML algorithms, such as ensemble methods, support vector machine (SVM), and multivariate linear regression to launch SIAs in case I. Figure 11 plots the CDFs under different ML inference algorithms. The CDFs in this figure are also calculated based on the same 26 target links as shown in Figure 8, and the training data size is 44. This figure shows that more than 50% points can be found in just one round by applying multivar linear regress method. In comparison, less than 40% points can be found in one round by applying ANN. However, all these ML algorithms can successfully guess the truth value of each point within 10 attempts. Table II shows that statistically SVM has the highest inference accuracy, since in average, it just need 2.9 attempts

to reach truth value of each point. However, when training data size becomes greater, it will not be efficient enough to launch SIA by using SVM. In this case, SVM will spend costly computation and memory resources. In addition, the adversary has to spend a lot of time to select optimal kernel and adjust the parameters in SVM.

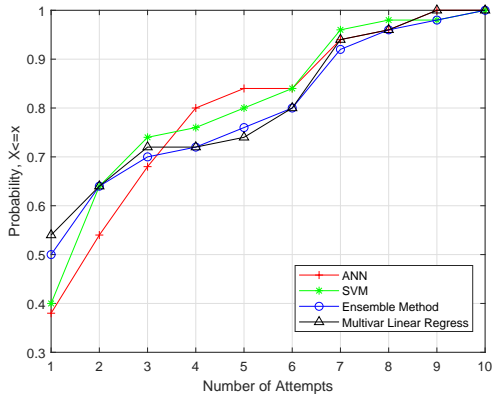


Fig. 11: Comparison between different ML inference algorithms in CDF representation.

TABLE II: Summary of statistics for accuracies. Note that the listed number of attempts and SD represents for each point.

	Mean	Standard Deviation (SD)
ANN	3.04	2.3997
SVM	2.90	2.4021
Ensemble Method	3.02	2.7018
Mutivar Linear Regress	2.94	2.6564

In our experiment, we apply several general ML algorithms to launch SIAs. How to improve the inference algorithms, and analytically decide the optimal training data size, so that the adversary can construct the best site survey strategy to maximize its attack strength, remains questions to be explored in our future study.

VII. COUNTERMEASURE

In this section, we develop a novel LSB key extraction scheme to defend against the statistical inference attacks.

A. Forward-backward Cooperative Key Extraction Protocol with Helpers (FBCH)

In conventional LSB key extraction scheme, only the link between legitimate transmitter and receiver is measured to obtain CIRs as the random series. Based on the nature of channel correlation, the adversary can effectively utilize the channel information of surrounding links to infer CIR of target link. Our experiments in Section VI demonstrate the search space of the secret key has been significantly shrunk and the inference attacks are feasible. To overcome the weakness of existing scheme, we propose a novel LSB key extraction protocol, called forward-backward cooperative key extraction protocol with helpers (FBCH). In FBCH, helpers participate in key extraction process to construct several channels, and pass the CIR information between transmitter and receiver by

Algorithm 1 FBCH Protocol

Step 1: The Tx randomly picks N helpers H_i from all of the M available relays in its transmission range.

Step 2: The Tx broadcasts training symbols under the standard transmission power P_T , each helper H_i receives signal from the Tx and measures the channel Tx $\rightarrow H_i$ to obtain the CIR $h_{tx,i}$.

Step 3: Each helper H_i broadcasts a training symbol under the standard transmission power P_H , the Tx and Rx receive signals from H_i and measure channels $H_i \rightarrow$ Tx and $H_i \rightarrow$ Rx to obtain the CIRs $h_{tx,i}$, and $h_{i,rx}$, respectively.

Step 4: The Rx broadcasts a training symbol under the standard transmission power P_R , each helper H_i receives signal from the Rx and measures the channel Rx $\rightarrow H_i$ to obtain the CIR $h_{i,rx}$.

Step 5: Each helper H_i manipulates its transmission power to P'_H and transmits training symbol to the Tx under the transmission power P'_H , where $P'_H = \frac{P_H * h_{i,rx}}{h_{tx,i}}$; the Tx measures the channel $H_i \rightarrow$ Tx to obtain the CIR $h'_{tx,i}$.

Step 6: Each helper H_i manipulates its transmission power again to P''_H and transmits training symbol to the Rx under the transmission power P''_H , where $P''_H = \frac{P_H * h_{tx,i}}{h_{i,rx}}$; the Rx measures the channel $H_i \rightarrow$ Rx to obtain the CIR $h'_{i,rx}$.

Step 7: The Tx and Rx utilize the summation $\sum(h_{tx,i} + h_{i,rx})$ as random series to extract secret keys.

manipulating their transmission power. Algorithm 1 describes the procedures of FBCH.

We now detail our key extraction protocol FBCH, which consists of the following steps:

Let a transmitter Tx and a receiver Rx be the two parties that wish to extract a key; when Tx wants to establish a secret key with Rx, the Tx first determines an integer N as the number of helpers, and randomly picks N helpers H_i from all of the available relays is M . Then the Tx broadcasts training symbols \mathbf{x}_T under the standard transmission power P_T , the received signal at each helper H_i from the Tx is given by

$$\mathbf{y}_{i,tx} = P_T h_{tx,i} \mathbf{x}_T + \mathbf{N} \quad (21)$$

where \mathbf{N} is the additive Gaussian white noise. Thus, each H_i can measure the channel Tx $\rightarrow H_i$ and obtain the CIR $h_{tx,i}$.

Then each helper H_i broadcasts a training symbol \mathbf{x}_i under the standard transmission power P_H , the Tx and Rx receive signals from H_i , the received signals at the Tx and Rx are given by

$$\mathbf{y}_{tx,i} = P_H h_{tx,i} \mathbf{x}_i + \mathbf{N} \quad (22)$$

and

$$\mathbf{y}_{rx,i} = P_H h_{i,rx} \mathbf{x}_i + \mathbf{N} \quad (23)$$

, respectively. The Tx and Rx measure channels $H_i \rightarrow$ Tx and $H_i \rightarrow$ Rx to obtain the CIRs $h_{tx,i}$, and $h_{i,rx}$, respectively.

In the next step, the Rx broadcasts a training symbol \mathbf{x}_R under the standard transmission power P_R , each helper H_i

receives signal from the Rx, the received signals at each helper H_i is given by

$$\mathbf{y}_{i,rx} = P_R h_{i,rx} \mathbf{x}_R + \mathbf{N} \quad (24)$$

Therefore, each helper H_i can measure the channel $Rx \rightarrow H_i$ and obtain the CIR $h_{i,rx}$.

By using power control technology, each helper H_i manipulates its transmission power to P'_H and transmits the same training symbols \mathbf{x}_i to the Tx again, where $P'_H = \frac{P_H h_{i,rx}}{h_{tx,i}}$; the received signal $\mathbf{y}'_{tx,i}$ at the Tx is given by

$$\begin{aligned} \mathbf{y}'_{tx,i} &= P'_H h_{tx,i} \mathbf{x}_i + \mathbf{N} \\ &= \frac{P_H h_{i,rx}}{h_{tx,i}} h_{tx,i} \mathbf{x}_i + \mathbf{N} \\ &= P_H h_{i,rx} \mathbf{x}_i + \mathbf{N} \end{aligned} \quad (25)$$

When the Tx measures the channel $H_i \rightarrow Tx$ again, the CIR $h'_{tx,i}$ that the Tx obtains is given by

$$h'_{tx,i} = h_{i,rx} \quad (26)$$

Again, each helper H_i manipulates its transmission power to P''_H and transmits the same training symbols \mathbf{x}_i to the Rx, where $P''_H = \frac{P_H h_{tx,i}}{h_{i,rx}}$; the received signal $\mathbf{y}'_{rx,i}$ at the Rx is given by

$$\begin{aligned} \mathbf{y}'_{rx,i} &= P''_H h_{i,rx} \mathbf{x}_i + \mathbf{N} \\ &= \frac{P_H h_{tx,i}}{h_{i,rx}} h_{i,rx} \mathbf{x}_i + \mathbf{N} \\ &= P_H h_{tx,i} \mathbf{x}_i + \mathbf{N} \end{aligned} \quad (27)$$

When the Rx measures the channel $H_i \rightarrow Rx$ again, the CIR $h'_{i,rx}$ that the Rx obtains is given by

$$h'_{i,rx} = h_{tx,i} \quad (28)$$

Since the Tx and Rx obtain the CIRs $h_{tx,i}$ and $h_{i,rx}$ in step 3, respectively, they have the agreement that

$$\begin{aligned} h_{tx,i} + h'_{tx,i} &= h_{i,rx} + h'_{i,rx} \\ &= h_{tx,i} + h_{i,rx} \end{aligned} \quad (29)$$

Therefore, the Tx and the Rx are able to use the summation $\sum_{i=1}^N (h_{tx,i} + h_{i,rx})$ as random series to extract secret key bits, where N is the number of helpers. We should note that the power P'_H and P''_H are private and secret information of each helper H_i , which cannot be revealed to the adversary.

B. Security Analysis

To evaluate the security of the proposed secret key extraction protocol FBCH, in this subsection, we analyze the performance of FBCH under attack models of SIAs.

First of all, in the FBCH protocol, the Tx and Rx use the summation $\sum_{i=1}^N (h_{tx,i} + h_{i,rx})$ to extract key bits (N is the number of helpers), the number N is secret to the passive adversary, it is hard for the passive adversary to get this summation of CIRs for key extraction. Moreover, by introducing helper nodes, the FBCH protocol deprives the

relevance between one link signature and the corresponding two locations of Tx and Rx. As a result, in the operational phase of SIAs, the ML models are not able to provide the proper group link signatures, since the adversary has no knowledge about the construction of new channels during its site survey phase. Likewise, it is hard for the adversary to infer the key bits in case II and case III of SIAs by applying ML methods.

Second, we analyze the security strength of FBCH from the spatial randomness perspective. By launching SIAs, the adversary has the ability to infer the link signature of any channel between any two locations. If there exists at least one attack node that is in close proximity to each helper node (here the "close" means that the distance between attack node and helper is smaller than $\lambda/2$), the strong correlation will lead to the accurate inference of link signature on each legitimate link. Therefore, the close distance between attack nodes and helpers will threaten the security of FBCH protocol. We will study the probability that an attack node is placed very close to a legitimate node by lucky coincidence.

Since the distributions of attack nodes and legitimate nodes (i.e., Tx, Rx and helpers) are fully random, the number of attack nodes that are close to each legitimate node follows the Poisson distribution. Therefore, we can apply the spatial Poisson point process to analyze this probability as follows:

The Poisson point process is defined in the plane \mathbf{R}^2 . And we consider a circular area $B_i \subset \mathbf{R}^2$ ($i = 1 \dots N$, and N is the number of legitimate nodes) for one legitimate node, which takes the legitimate node as the center and r as the radius. We treat the attack nodes as points in the plane \mathbf{R}^2 . The number of points of a point process X existing in this area B_i is a random variable, denoted by $X(B_i)$. The points belong to a Poisson process with parameter $\lambda > 0$, then the probability of k points existing in B_i is given by

$$P\{X(B_i) = k\} = \frac{(\lambda|B_i|)^k}{k!} \cdot \exp(-\lambda|B_i|), \quad (30)$$

where $|B_i|$ denotes the area of B_i , and $|B_i| = \pi r^2$; λ is the density of points in the plane \mathbf{R}^2 .

Given by Eq.(30), the probability that at least one point existing in B_i is given by

$$\begin{aligned} 1 - P\{X(B_i) = 0\} &= 1 - \exp(-\lambda|B_i|) \\ &= 1 - \exp(-\lambda\pi r^2) \end{aligned} \quad (31)$$

To launch SIAs successfully, there should be at least one attack node existing in B_i for every legitimate node. Then the total probability P that at least one attack node existing in B_i for each legitimate node is given by

$$\begin{aligned} P &= \prod_{i=1}^N (1 - \exp(-\lambda|B_i|)) \\ &= (1 - \exp(-\lambda\pi r^2))^N, \end{aligned} \quad (32)$$

where N is the number of legitimate nodes.

It can be observed from Eq.(32) that when the number of helpers N becomes large or the density of attack nodes λ becomes small, the probability P becomes small.

In particular, if N gets very large, we obtain

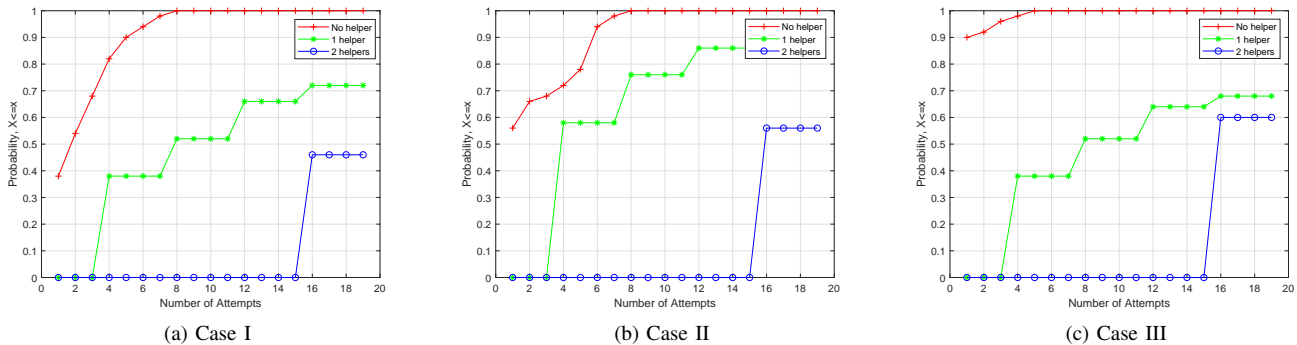


Fig. 12: SIA strength vs. number of helpers (SVM).

$$P = \lim_{N \rightarrow \infty} (1 - \exp(-\lambda \pi r^2))^N = 0 \quad (33)$$

Given by Eq.(33), we can observe that when we pick large enough number of helpers (i.e., $N \rightarrow \infty$), the probability that there exists at least one attack node in B_i for each legitimate node is 0, which implies that there is no possible for the adversary to launch SIAs successfully.

Obviously, FBCH will exponentially increase the overhead of communication in the number of helpers during the key extraction process. Nevertheless, it is an effective countermeasure solution to defend against the SIAs.

C. Numerical Results

To illustrate the security strength of FBCH, in this subsection we study the performance of statistical inference attacks (SIAs), which we proposed in previous sections, to the new key extraction scheme. Our experiments are based on the same setup as in Section VI-B: we use the same CRAWDDAD dataset and launch SIAs in 3 cases. As pointed out in Section VI, support vector machine (SVM) has the highest inference accuracy in the previous experiments. To make a fair comparison, we only use SVM as the ML inference method to launch SIAs.

In this experiment, we first pick N nodes from CRAWDDAD as the legitimate Tx, Rx and helpers, respectively. Furthermore, we randomly pick several links as the transmitter-helpers (Tx-H) links and helpers-receiver (H-Rx) links. Then we use the summations of CIRs of these several links, $h + h' + \dots$, as ground truth to extract secret keys. Since in each case of SIAs, the adversary has no knowledge about the helper selection, he has to infer CIRs on all links according to each potential helper (the location of each helper is known to the adversary). For case I SIA, the adversary uses all remaining links in CRAWDDAD to infer the CIRs of potential Tx-H and H-Rx links and calculate the summation of these CIRs. Then he uses this summation to guess secret keys, as we mentioned in Section III-B. Likewise, for case II SIA, the adversary attempts to infer each potential Tx-H and H-Rx links using links that share the same receiver but have a different transmitter. And for case III SIA, the adversary randomly picks helpers and infer potential Tx-H and H-Rx links (the locations of Tx, Rx, and each helper are known).

To obtain the statistical view about the security strength of the proposed protocol FBCH, we study the percentage of

bits in a secret key string that can be inferred, as a function of the number of attempts. Figure 12 compares the CDF (cumulative distribution function) of the number of guesses needed per point under 3 SIA cases. In each attack case, we vary the number of helpers and use different size of training data to measure the security strength of the proposed scheme. This figure shows that the adversary needs more attempts to find true key, and FBCH can exponentially amplify the the adversary's search space. For example, in case I SIA, the adversary can find 94% points in just 6 rounds when Tx and Rx use conventional LSB key extraction scheme. On the contrary, 38% points are found in 6 rounds when there is 1 helper, while 0 point is found in 6 rounds when there are 2 helpers. In particular, FBCH can significantly increase the adversary's search space and effectively prevent the SIA in Case III. For example, when Tx and Rx use conventional LSB key extraction scheme, the adversary can find 90% true bits in secret key in just one round, while they cannot find any true bit in 14 rounds when two or more helpers involve.

VIII. CONCLUSION

In summary, the formal theoretical analysis in channel correlations have been done relying on both outdoor and indoor models. Following the machine learning (ML) framework, we have studied empirical statistical inference attacks against LSB key extraction. Different from prior analytical work that assumes a link-correlation model, our study roots from empirically measured channel data and does not rely on any assumption on the link correlation. We applied several ML-based methods to launch SIA against LSB key extraction under various scenarios, and evaluated the effectiveness of these attacks based on the CRAWDDAD dataset. Our finding has verified the existence of correlation between neighboring links in realistic environments, and also showed that such correlation can be practically exploited by ML algorithms to undermine the security strength of PHY-layer security measures. Upon investigation, we proposed a countermeasure against the statistical inference attacks called forward-backward cooperative key extraction protocol with helpers (FBCH). Our experiments verify that FBCH is more robust under the statistical inference attacks.

ACKNOWLEDGMENT

This research work is partially supported by the National Science Foundation under Grants CNS-1837034, CNS-

1745254, CNS-1659965, CNS-1659962, CNS-1460897 and DGE-1623713. Any opinions, findings, and conclusions or recommendations expressed in this material are those of the authors and do not necessarily reflect the views of the National Science Foundation.

REFERENCES

- [1] P. Kyritsi, D. C. Cox, R. A. Valenzuela, and P. W. Wolniansky, "Correlation analysis based on mimo channel measurements in an indoor environment," *IEEE Journal on Selected Areas in Communications*, vol. 21, no. 5, pp. 713–720, June 2003.
- [2] N. Patwari and S. K. Kasper, "Robust location distinction using temporal link signatures," in *Proceedings of the 13th Annual ACM International Conference on Mobile Computing and Networking*, ser. MobiCom '07. New York, NY, USA: ACM, 2007, pp. 111–122. [Online]. Available: <http://doi.acm.org/10.1145/1287853.1287867>
- [3] J. Zhang, S. K. Kasper, and N. Patwari, "Mobility assisted secret key generation using wireless link signatures," in *INFOCOM, 2010 Proceedings IEEE*, March 2010, pp. 1–5.
- [4] R. Wilson, D. Tse, and R. A. Scholtz, "Channel identification: Secret sharing using reciprocity in ultrawideband channels," *IEEE Transactions on Information Forensics and Security*, vol. 2, no. 3, pp. 364–375, Sept 2007.
- [5] N. Patwari, A. O. Hero, M. Perkins, N. S. Correal, and R. J. O'Dea, "Relative location estimation in wireless sensor networks," *IEEE Transactions on Signal Processing*, vol. 51, no. 8, pp. 2137–2148, Aug 2003.
- [6] X. He, H. Dai, W. Shen, and P. Ning, "Is link signature dependable for wireless security?" in *INFOCOM, 2013 Proceedings IEEE*, April 2013, pp. 200–204.
- [7] X. He, H. Dai, W. Shen, P. Ning, and R. Dutta, "Toward proper guard zones for link signature," *IEEE Transactions on Wireless Communications*, vol. 15, no. 3, pp. 2104–2117, March 2016.
- [8] M. Edman, A. Kiayias, and B. Yener, "On passive inference attacks against physical-layer key extraction?" in *Proceedings of the Fourth European Workshop on System Security*, ser. EUROSEC '11. New York, NY, USA: ACM, 2011, pp. 8:1–8:6. [Online]. Available: <http://doi.acm.org/10.1145/1972551.1972559>
- [9] R. Zhu, T. Shu, and H. Fu, "Empirical statistical inference attack against phy-layer key extraction in real environments," *MILCOM 2017 - 2017 IEEE Military Communications Conference (MILCOM)*, pp. 46–51, 2017.
- [10] S. Mathur, W. Trappe, N. Mandayam, C. Ye, and A. Reznik, "Radio-telepathy: Extracting a secret key from an unauthenticated wireless channel," in *Proceedings of the 14th ACM International Conference on Mobile Computing and Networking*, ser. MobiCom '08. New York, NY, USA: ACM, 2008, pp. 128–139. [Online]. Available: <http://doi.acm.org/10.1145/1409944.1409960>
- [11] Y. Liu, S. C. Draper, and A. M. Sayeed, "Exploiting channel diversity in secret key generation from multipath fading randomness," *IEEE Transactions on Information Forensics and Security*, vol. 7, no. 5, pp. 1484–1497, Oct 2012.
- [12] K. Chen, B. B. Natarajan, and S. Shattil, "Secret key generation rate with power allocation in relay-based lte-a networks," *IEEE Transactions on Information Forensics and Security*, vol. 10, no. 11, pp. 2424–2434, Nov 2015.
- [13] S. Im, J. Choi, and J. Ha, "Secret key agreement for massive mimo systems with two-way training under pilot contamination attack," in *2015 IEEE Globecom Workshops (GC Wkshps)*, Dec 2015, pp. 1–6.
- [14] K. Zeng, "Physical layer key generation in wireless networks: challenges and opportunities," *IEEE Communications Magazine*, vol. 53, no. 6, pp. 33–39, June 2015.
- [15] C. D. T. Thai, J. Lee, and T. Q. S. Quek, "Secret group key generation in physical layer for mesh topology," in *2015 IEEE Global Communications Conference (GLOBECOM)*, Dec 2015, pp. 1–6.
- [16] T. Shimizu, H. Iwai, and H. Sasaoka, "Physical-layer secret key agreement in two-way wireless relaying systems," *IEEE Transactions on Information Forensics and Security*, vol. 6, no. 3, pp. 650–660, Sept 2011.
- [17] D. Steinmetzer, M. Schulz, and M. Hollick, "Lockpicking physical layer key exchange: Weak adversary models invite the thief," in *Proceedings of the 8th ACM Conference on Security & Privacy in Wireless and Mobile Networks*, ser. WiSec '15. New York, NY, USA: ACM, 2015, pp. 1:1–1:11. [Online]. Available: <http://doi.acm.org/10.1145/2766498.2766514>
- [18] M. Zafer, D. Agrawal, and M. Srivatsa, "Limitations of generating a secret key using wireless fading under active adversary," *IEEE/ACM Transactions on Networking*, vol. 20, no. 5, pp. 1440–1451, Oct 2012.
- [19] Y. W. Law, M. Palaniswami, L. V. Hoeseel, J. Doumen, P. Hartel, and P. Havinga, "Energy-efficient link-layer jamming attacks against wireless sensor network mac protocols," *ACM Trans. Sen. Netw.*, vol. 5, no. 1, pp. 6:1–6:38, Feb. 2009. [Online]. Available: <http://doi.acm.org/10.1145/1464420.1464426>
- [20] H. Zhou, L. M. Huie, and L. Lai, "Secret key generation in the two-way relay channel with active attackers," *IEEE Transactions on Information Forensics and Security*, vol. 9, no. 3, pp. 476–488, March 2014.
- [21] M. Clark, "Robust wireless channel based secret key extraction," in *MILCOM 2012 - 2012 IEEE Military Communications Conference*, Oct 2012, pp. 1–6.
- [22] Y. Liu and P. Ning, "Enhanced wireless channel authentication using time-synched link signature," in *INFOCOM, 2012 Proceedings IEEE*, March 2012, pp. 2636–2640.
- [23] R. Jin and K. Zeng, "Physical layer key agreement under signal injection attacks," in *2015 IEEE Conference on Communications and Network Security (CNS)*, Sept 2015, pp. 254–262.
- [24] M. Malmirchegini and Y. Mostofi, "On the spatial predictability of communication channels," *IEEE Transactions on Wireless Communications*, vol. 11, no. 3, pp. 964–978, March 2012.
- [25] D.-S. Shiu, G. J. Foschini, M. J. Gans, and J. M. Kahn, "Fading correlation and its effect on the capacity of multielement antenna systems," *IEEE Transactions on Communications*, vol. 48, no. 3, pp. 502–513, March 2000.
- [26] A. Abdi and M. Kaveh, "A space-time correlation model for multielement antenna systems in mobile fading channels," *IEEE Journal on Selected Areas in Communications*, vol. 20, no. 3, pp. 550–560, April 2002.
- [27] P. Chen and H. Li, "Modeling and applications of spacetime correlation for mimo fading signals," *IEEE Transactions on Vehicular Technology*, vol. 56, no. 4, pp. 1580–1590, July 2007.



Rui Zhu is a Ph.D. candidate in the Dept. of Computer Science and Technology at Oakland University, Rochester, MI, USA. He received the B.S. and M.S. degree from Beijing Jiaotong University, China, and Valparaiso University, USA, respectively. He worked as a system development manager in rTrail LLC. and was a Software Engineer intern at Apple Inc. His current research interests include PHY-layer security in wireless network and millimeter-wave communication security.



Tao Shu received the B.S. and M.S. degrees in electronic engineering from the South China University of Technology, Guangzhou, China, in 1996 and 1999, respectively, the Ph.D. degree in communication and information systems from Tsinghua University, Beijing, China, in 2003, and the Ph.D. degree in electrical and computer engineering from The University of Arizona, Tucson, AZ, USA, in 2010. He is currently an Assistant Professor in the Department of Computer Science and Software Engineering at Auburn University, Auburn, AL. His research aims at addressing the security, privacy, and performance issues in wireless networking systems, with strong emphasis on system architecture, protocol design, and performance modeling and optimization.



Huirong Fu (M01) received the Ph.D. degree from Nanyang Technological University, Singapore, in 2000. She is currently a Professor with the Department of Computer Science and Engineering, Oakland University, Rochester, MI, USA, where she joined as an Assistant Professor in 2005. Previously, she was an Assistant Professor with North Dakota State University, Fargo, ND, USA, for three years, and she was a Postdoctoral Research Associate with Rice University, Houston, TX, USA, for two years. As a Lead Professor and the Principal Investigator for several projects funded by the National Science Foundation, she has been actively conducting research in the areas of networks, security, and privacy.