

Accurate and efficient computation of the Boltzmann equation for Kramer's problem

Wei Su^{a,1}, Peng Wang^{a,1}, Haihu Liu^b, Lei Wu^{a,*}

^a*James Weir Fluids Laboratory, Department of Mechanical and Aerospace Engineering, University of Strathclyde, Glasgow G1 1XJ, UK*

^b*School of Energy and Power Engineering, Xi'an Jiaotong University, 28 West Xianning Road, Xi'an 710049, China*

Abstract

The Kramer's problem is one of the fundamental problems of rarefied gas dynamics, which has been investigated extensively based on the linearized Boltzmann equation (LBE) of hard-sphere molecules and simplified kinetic model equations. However, how the different intermolecular potentials affect the viscous slip coefficient and the structure of Knudsen layer remains unclear. Here, a novel synthetic iteration scheme (SIS) is developed for the LBE to find solutions to Kramer's problem accurately and efficiently: the velocity distribution function is first solved by the conventional iterative scheme, then it is modified such that in each iteration i) the flow velocity is guided by an ordinary differential equation that is asymptotic-preserving at the Navier-Stokes limit and ii) the shear stress is equal to the average shear stress. Based on the Bhatnagar-Gross-Krook model, the SIS is assessed to be efficient and accurate. Then we investigate the Kramer's problem for gases interacting through the inverse power-law, shielded Coulomb, and Lennard-Jones potentials, subject to diffuse-specular and Cercignani-Lampis gas-surface boundary conditions. When the tangential momentum accommodation coefficient (TMAC) is not larger than one, the Knudsen layer function is strongly affected by the potential, where its value and width increase with the effective viscosity index of gas molecules. Moreover, the Knudsen layer function exhibits similarities among different values of TMAC when the intermolecular potential is fixed. For Cercignani-Lampis boundary condition with TMAC larger than one, both the viscous slip coefficient and Knudsen layer function are affected by the intermolecular potential, especially when the "backward" scattering limit is approached. With the asymptotic theory by Jiang and Luo (*J. Comput. Phys.*, vol. 316, 2016, pp. 416–434) for the singular behavior of the velocity gradient in the vicinity of the solid surface, we find that the whole Knudsen layer function can be well fitted by the power series $\sum_{n=0}^2 \sum_{m=0}^2 c_{n,m} x^n (x \ln x)^m$, where x is the distance to the solid surface. Finally, the experimental data of the Knudsen layer profile are explained by the LBE solution with proper values of the viscosity index and TMAC.

*Corresponding author

Email address: lei.wu.100@strath.ac.uk (Lei Wu)

¹Wei Su and Peng Wang contribute equally

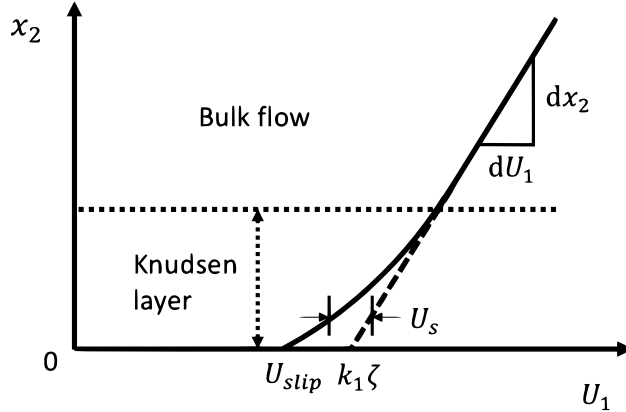


Figure 1: Schematic diagram of the Knudsen layer in the Kramer's problem. The velocity defect (Knudsen layer function) U_s describes the deviation of the linearly extrapolated velocity (dash line) in the bulk region from the true velocity (solid line). The velocity slope in the bulk region is $(dU_1/dx_2)|_{x_2 \rightarrow \infty} =: k_1$, the slip length is ζ , while the viscous slip coefficient is defined as $\bar{\zeta} = \zeta/\lambda_e$, where λ_e is the equivalent mean free path of gas molecules.

1. Introduction

The Kramer's problem is fundamental to solutions of almost all momentum transfer problems of rarefied gas dynamics [1]. As illustrated in Fig. 1, when the planar wall at $x_2 = 0$ moves slowly in the horizontal direction, a nonlinear velocity profile and a finite slip velocity develop near the surface. This kinetic boundary layer, as known as the Knudsen layer, has a thickness of several mean free path λ of gas molecules. Due to the infrequent gas-gas interactions, the flow is essentially rarefied, so that the conventional Navier-Stokes equations only work in the bulk region but break down in the Knudsen layer. The linearized Boltzmann equation (LBE) can be used to study this problem. For engineering applications, however, Navier-Stokes equations are still preferred when the Knudsen number Kn (the ratio of λ to the dimension of flow domain) is small, due to its distinct computational advantage over the LBE in six-dimensional phase space.

Many efforts have been made to predict the rarefied gas flow, through incorporating the rarefaction effects caused by the presence of solid surface into hydrodynamic equations [2]. For isothermal flows at small Kn , it is adequate to apply the velocity slip boundary condition (BC) to Navier-Stokes equations. In this case, the viscous slip coefficient ($\bar{\zeta}$, VSC), as defined in Fig. 1, is needed. The first estimation $\bar{\zeta}(\alpha) = (2 - \alpha)/\alpha$ is proposed by Maxwell using insightful physical arguments [3]. Here, α is the tangential momentum accommodation coefficient (TMAC) describing the fraction of diffusely reflected molecules at the solid surface, while the rest of molecules are reflected specularly. Almost one hundred years later, using a variational approach for the LBE and diffuse-specular gas-surface BC, Loyalka obtained the VSC which is generalized into the following form [4, 5]:

$$\bar{\zeta}(\alpha) = \frac{2 - \alpha}{\alpha} [\bar{\zeta}(1) - 0.1211(1 - \alpha)]. \quad (1)$$

Subsequently, lots of investigations were performed to calculate the VSC by numerically solving the LBE and its simplified model equations. It is found that VSCs from the LBE and its kinetic model equations have a relative difference less than 3% when the effective TMAC is fixed [5]. It should be noted that, although the influence of intermolecular potentials on VSC has been assessed by Loyalka using the variational results [6] and by Sharipov comparing the results from different literatures [7], a systematic investigation of the role of the intermolecular potential on the VSC under different gas-surface interactions on the basis of the highly accurate Boltzmann solutions is still absent.

When Kn becomes appreciable, Navier-Stokes equations may be still used, but in addition to the velocity slip BC the viscosity is modified to be a function of the distance to solid surfaces. In this case, the structure of the Knudsen layer provides a critical information to formulate the effective viscosity. Lockerby *et al.* first proposed a curve-fitted approximation to the Knudsen layer function (KLF) as [8]

$$U_s(x) \approx \frac{7}{20(1+x)^2}, \quad (2)$$

where x is the distance to the solid surface normalized by the mean free path λ . Although the KLF is fitted from a temperature jump problem instead of the shear problem, it is found that the Navier-Stokes equations with the effective viscosity can predict the velocity profiles in Poiseuille and Couette flows, up to $Kn = 0.4$. Later, by fitting the data from the LBE solution of hard-sphere (HS) gas and the direct simulation Monte Carlo method for Couette flow [9], Lilley & Sader obtained a power-law KLF [10, 11]:

$$U_s(x) = U_s(0) - Cx^n, \quad (3)$$

where C is a constant and the exponent $n \approx 0.82$. Although the fitting is carried out in the region $0.1 \lesssim x \lesssim 1$, they predicted the power-law divergence of the velocity gradient in the vicinity of the solid surface, that is, $dU_s/dx \rightarrow \infty$ as $x \rightarrow 0$.

The singular behavior of the velocity gradient at the planar surface is rigorously proved by Takata & Funagane [12], when analyzing the thermal transpiration based on the LBE of HS molecules. However, instead of the power-law divergence, they found the logarithmic divergence of the velocity gradient; that is, the spatial singularity is not stronger than $\ln x$ in the vicinity of the solid surface. This conclusion is confirmed by Jiang & Luo who, through the asymptotic analysis of the Bhatnagar-Gross-Krook (BGK) model [13], found that the velocity profile of Couette flow near the solid surface can be described by the following power series [22]

$$U_s(x) = \sum_{n=0}^N \sum_{m=0}^M c_{n,m} x^n (x \ln x)^m, \quad x \rightarrow 0. \quad (4)$$

It should be noted that most contributions to the Kramer's problem focused mainly on the diffuse-specular BC and HS molecules (or simplified kinetic models). How intermolecular potentials (such as the inverse power-law, shielded Coulomb, and Lennard-Jones potentials) and other gas-kinetic BCs affect the VSC and KLF remains unclear. This paper is dedicated

to addressing these questions through the numerical simulation of the LBE. We emphasize that, however, the numerical method to finding the KLF at small values of Kn is not easy. For instance, the results provided by Takata & Funagane are limited to $Kn \gtrsim 0.6$, since the computational cost to find the steady-state solution of the kinetic equations becomes extremely large for small Knudsen numbers [12]; however, this relative large value of Kn is unfortunately not small enough to avoid the interference between Knudsen layers. In the present paper, we first develop an efficient and accurate method to solve the LBE, and then investigate the role of intermolecular potentials and gas-surface BCs on the VSC and KLF.

The remainder of the paper is organized as follows. In § 2, the LBE for the steady Couette flow of a monatomic gas and various kinetic BCs are introduced. In § 3, a synthetic iteration scheme is developed to boost the convergence in finding the steady-state solution of the Couette flow in the near-continuum regime. In § 4, influences of intermolecular potentials and gas-kinetic BCs on the VSC and KLF as well as the singularity of the velocity gradient near the solid surface and the similarity of the KLF are investigated. In § 5, experimental results given by Reynolds *et al.* [14] are properly explained. The paper closes with some final comments in § 6.

2. The linearized Boltzmann equation

Consider the steady Couette flow of a monatomic gas between two infinite parallel plates located at $x_2 = 0$ and $x_2 = 1$. The top plate moves along the x_1 direction with the velocity V_w , while the bottom plate moves with the opposite velocity. Both plates are maintained at a fixed temperature T_w . This Couette flow can be used to study the Kramer's problem, provided that the distance between the two plates is large enough so that there is no interference between the Knudsen layers near the two plates [7].

When V_w is far smaller than the most probable speed ($v_m = \sqrt{2k_B T_w/m}$, where k_B is the Boltzmann constant and m is the gas molecular mass) of the gas molecules, the velocity distribution function of gas molecules can be linearized around the global equilibrium distribution function $f_{eq}(\mathbf{v}) = \pi^{-3/2} \exp(-|\mathbf{v}|^2)$ as:

$$f(x_2, \mathbf{v}) = f_{eq}(\mathbf{v}) + \frac{V_w}{v_m} h(x_2, \mathbf{v}), \quad (5)$$

where $\mathbf{v} = (v_1, v_2, v_3)$ is the molecular velocity and $h(x_2, \mathbf{v})V_w/v_m$ is the small perturbation (h is not necessary smaller compared to f_{eq}). The LBE for $h(x_2, \mathbf{v})$ is:

$$v_2 \frac{\partial h}{\partial x_2} = L(h, f_{eq}), \quad (6)$$

where the linearized Boltzmann collision operator is [15]:

$$L = \underbrace{\iint B(\theta, |\mathbf{u}|) [f_{eq}(\mathbf{v}')h(\mathbf{v}'_*) + f_{eq}(\mathbf{v}'_*)h(\mathbf{v}') - f_{eq}(\mathbf{v})h(\mathbf{v}_*)]}_{L^+} d\Omega d\mathbf{v}_* - \nu_{eq}(\mathbf{v})h(\mathbf{v}), \quad (7)$$

and the equilibrium collision frequency is

$$\nu_{eq}(\mathbf{v}) = \iint B(|\mathbf{v} - \mathbf{v}_*|, \theta) f_{eq}(\mathbf{v}_*) d\Omega d\mathbf{v}_*. \quad (8)$$

Note that in the above LBE, the coordinate x_2 has been normalized by the distance between the two plates H , the molecular velocity \mathbf{v} has been normalized by the most probable speed v_m , and velocity distribution functions f_{eq} and h have been normalized by n_0/v_m^3 , where n_0 is the average number density of the gas molecules between the parallel plates. The relative velocity of the two molecules before binary collision is $\mathbf{u} = \mathbf{v} - \mathbf{v}_*$, and Ω is a unit vector along the relative post-collision velocity $\mathbf{v}' - \mathbf{v}'_*$. The deflection angle θ between the pre- and post-collision relative velocities satisfies $\cos \theta = \Omega \cdot \mathbf{u}/|\mathbf{u}|$, $0 \leq \theta \leq \pi$. Finally, $B(\theta, |\mathbf{u}|) = |\mathbf{u}|\sigma$ is the collision kernel, with σ being the differential cross-section that is determined by the intermolecular potential.

In the present paper, we consider the inverse power-law potentials, where the collision kernels are modeled as [16, 15]

$$B(|\mathbf{u}|, \theta) = \frac{|\mathbf{u}|^{2(1-\omega)}}{K} \sin^{\frac{1}{2}-\omega} \left(\frac{\theta}{2} \right) \cos^{\frac{1}{2}-\omega} \left(\frac{\theta}{2} \right), \quad (9)$$

with ω being the viscosity index (i.e. the shear viscosity μ of the gas is proportional to T^ω) and K some normalization constants [15]. HS and Maxwell molecules have $\omega = 0.5$ and 1, respectively. Note that this type of collision kernel cannot describe the charged molecules interacting through the Coulomb potential with $\omega = 2.5$ [16]. As discussed in the Chapter 10 of Ref. [17], in reality, however, charged molecules interact through the shielded Coulomb potential:

$$U'(\rho') = \epsilon \frac{\lambda_d}{\rho'} \exp \left(-\frac{\rho'}{\lambda_d} \right), \quad (10)$$

where ϵ is related to the strength of the potential, ρ' is the intermolecular distance, and λ_d is the Debye shielding length. For simplicity, we only consider the single-species charged molecules interacting through the repulsive force. We also consider noble gases interacting through the following Lennard-Jones potentials:

$$U'(\rho') = 4\epsilon \left[\left(\frac{d}{\rho'} \right)^{12} - \left(\frac{d}{\rho'} \right)^6 \right], \quad (11)$$

where d is the distance at which the potential is zero. The details of implementation of the Lennard-Jones potentials in FSM can be found in Ref. [18].

The differential cross-section for the above shielded Coulomb and Lennard-Jones potentials can be calculated according to Sharipov & Bertoldo [19]. Then the linearized Boltzmann collision operator Eq. (7) can be solved by the fast spectral method developed by the authors [18].

To fully determine the gas dynamics in spatially-inhomogeneous problems, the gas-surface BC is needed. The general form of the BC, which specifies the relation between

the velocity distribution function $f(\mathbf{v})$ of the reflected and incident gas molecules at the solid surface, is given below:

$$v_n f(\mathbf{v}) = \int_{v'_n < 0} |v'_n| R(\mathbf{v}' \rightarrow \mathbf{v}) f(\mathbf{v}') d\mathbf{v}', \quad v_n > 0, \quad (12)$$

where \mathbf{v}' and \mathbf{v} are velocities of the incident and reflected molecules, respectively, v_n is the normal component of the molecular velocity \mathbf{v} directed into the gas, and $R(\mathbf{v}' \rightarrow \mathbf{v})$ is the non-negative scattering kernel.

The most popular gas-surface BC is the diffuse-specular one, with the scattering kernel reading:

$$R_M(\mathbf{v}' \rightarrow \mathbf{v}) = \alpha_M \frac{m^2 v_n}{2\pi (kT_w)^2} \exp\left(-\frac{m\mathbf{v}^2}{2kT_w}\right) + (1 - \alpha_M) \delta(\mathbf{v}' - \mathbf{v} + 2\mathbf{n}v_n), \quad (13)$$

where the constant α_M is the TMAC, with a value in the range of $0 \leq \alpha_M \leq 1$, and δ is the Dirac delta function. Purely diffuse reflection has $\alpha_M = 1$. The BC proposed by Cercignani & Lampis [20] has also been widely used, which reads:

$$R_{CL}(\mathbf{v}' \rightarrow \mathbf{v}) = \frac{m^2 v_n}{2\pi \alpha_n \alpha_t (2 - \alpha_t) (kT_w)^2} I_0\left(\frac{\sqrt{1 - \alpha_n} m v_n v'_n}{\alpha_n kT_w}\right) \times \exp\left\{-\frac{m [v_n^2 + (1 - \alpha_n) v'_n]^2}{2kT_w \alpha_n} - \frac{m [\mathbf{v}_t - (1 - \alpha_t) \mathbf{v}'_t]^2}{2kT_w \alpha_t (2 - \alpha_t)}\right\}, \quad (14)$$

where \mathbf{v}_t is the tangential velocity, $I_0(x) = \int_0^{2\pi} \exp(x \cos \phi) d\phi / 2\pi$, and $\alpha_n \in [0, 1]$ and $\alpha_t \in [0, 2]$ are the energy and momentum accommodation coefficients, respectively. When $\alpha_n = \alpha_t = 1$ or $\alpha_n = \alpha_t = 0$, the fully diffuse or specular BCs are recovered, respectively, while for $\alpha_n = 0$ and $\alpha_t = 2$, the Cercignani-Lampis scattering kernel describes “backward” scattering. Other types of BCs have also been proposed and discussed [21], but for the Kramer’s problem, as will be shown below, the two BCs are adequate to explain the experimental data of Reynolds *et al.* [14].

The macroscopic quantities of interest are the flow velocity normalized by V_w and the shear stress normalized by $n_0 k_B T_w V_w / v_m$, which can be calculated as

$$\begin{aligned} U_1 &= \int v_1 h d\mathbf{v}, \\ P_{12} &= \int 2v_1 v_2 h d\mathbf{v}. \end{aligned} \quad (15)$$

3. Numerical method: the synthetic iteration scheme

To resolve the singular behavior of the velocity gradient that occurs in the vicinity of the solid surface [12, 22], high spatial resolution is required. This means that it is better to solve kinetic equations by time-implicit deterministic numerical method, otherwise the

restriction on the Courant-Friedrichs-Lewy condition will render the time step extremely small and hence the computational cost enormous; also, the direct simulation Monte Carlo method will be expensive to resolve the velocity profile in very small cells near the solid surface.

To avoid the interference of the two Knudsen layers, the mean free path of gas molecules should be sufficiently smaller than the distance between two parallel plates; or equivalently, the rarefaction parameter

$$\delta = \frac{H}{\lambda_e}, \quad \lambda_e = \frac{\mu(T_w)v_m}{n_0 k_B T_w}, \quad (16)$$

should be sufficiently large. Here the equivalent mean free path $\lambda_e = (2/\sqrt{\pi})\lambda$, where λ is the mean free path of the gas molecules. Therefore, the Knudsen number is $Kn = \sqrt{\pi}/2\delta$.

The integro-differential system Eq. (6) is usually solved by the conventional iteration scheme. Given the value of $h^{(k)}(x_2, \mathbf{v})$ at the k -th iteration step, the velocity distribution function at the next iteration step is calculated by solving the following equation [9, 16, 18]:

$$\nu_{eq} h^{(k+1)} + v_2 \frac{\partial h^{(k+1)}}{\partial x_2} = L^+(h^{(k)}, f_{eq}), \quad (17)$$

where the derivative with respect to x_2 is usually approximated by a second-order upwind finite difference, and the collision operator in Eq. (7) can be calculated by the fast spectral method [15, 18] based on the velocity distribution function at the k -th iteration step. The process is repeated until relative differences between successive estimates of macroscopic quantities are less than a convergence criterion ϵ .

The conventional iteration scheme is efficient for highly rarefied gas flows (when δ is very small), where converged solutions can be quickly found after several iterations. However, the number of iteration increases significantly when Kn decreases (or δ increases), especially when the gas flow is in the near-continuum regime [23, 24]. These behaviors are in fact a result of the competition between the molecular collision and streaming. In the free-molecular flow regime, gas molecules move in straight way (except the collision with solid surfaces) so that any disturbance at one point can be quickly felt by all other spatial points, so the exchange of ‘‘information’’ and hence the convergence is fast. However, for near-continuum flows, binary collisions dominate so that the exchange of information through streaming becomes very inefficient: the perturbation decays rapidly due to frequent binary collisions and takes a long time to be felt by other points. The implicit unified gas-kinetic scheme may be used to achieve fast convergence [25], however, currently there is no version developed for the LBE.

To have a convergence-accelerated scheme for the LBE, synthetic equations for the evolution of macroscopic flow variables that are asymptotic preserving the Navier-Stokes limit provides an alternative way to enhance the information exchange across the whole computational domain [24]. For the Navier-Stokes equations which can be derived from the Boltzmann equation through the Chapman-Enskog expansion to the first-order of the Knudsen number, the governing equation for the flow velocity is

$$\frac{\partial U_1}{\partial x_2} = -\delta P_{12}, \quad (18)$$

where P_{12} is a constant across the whole domain. For the LBE, the shear stress remains a constant (this can be easily proven by multiplying Eq. (6) with v_1 and then integrating with respect to \mathbf{v}), but the equation for U_1 contains high-order terms beyond the Navier-Stokes level. That is, the governing equation is in general can be expressed as

$$\frac{\partial U_1}{\partial x_2} = -\delta P_{12} + \text{High-order terms.} \quad (19)$$

To obtain the synthetic equation Eq. (19) that will facilitate the fast convergence to the steady-state, we first rewrite Eq. (7) as $L = (L - L_{BGK}) + L_{BGK}$, where

$$L_{BGK} = \delta[2U_1 v_1 f_{eq} - h] \quad (20)$$

is the linearized collision operator of the BGK equation for Couette flow between two parallel plates [24]. Then multiplying Eq. (6) by $2v_1 v_2$ and integrating the resulting equation with respect to the molecular velocity \mathbf{v} , we obtain

$$\frac{\partial U_1}{\partial x_2} = -\delta P_{12} + \underbrace{\int 2v_1 v_2 (L - L_{BGK}) d\mathbf{v} - \frac{\partial}{\partial x_2} \int (2v_2^2 - 1) v_1 f d\mathbf{v}}_{\text{High-order terms}}. \quad (21)$$

It is obvious that, in the near-continuum regime where $\delta \rightarrow \infty$, the high-order terms in the right-hand side of Eq. (21) are negligible compared to δP_{12} , so that the derived synthetic equation is asymptotic preserving the Navier-Stokes limit. With this macroscopic equation to update the flow velocity, we devise the following new iteration scheme to find the steady-state solution of the LBE Eq. (6) quickly:

- Due to the symmetry condition $h(x_2, v_1, v_2, v_3) = -h(1 - x_2, v_1, -v_2, v_3)$, the computational domain will be limited to $0 \leq x_2 \leq 1/2$. When $h^{(k)}$ and $U_1^{(k)}$ are known at the k -th iteration, we calculate one of the high-order terms $H_1(x_2) = \int 2v_1 v_2 (L - L_{BGK}) d\mathbf{v}$. We also calculate the velocity distribution function $h^{(k+1/2)}$ according to the conventional iteration scheme Eq. (17), that is, we solve the following equation:

$$v_{eq} h^{(k+1/2)} + v_2 \frac{\partial h^{(k+1/2)}}{\partial x_2} = L^+(h^{(k)}, f_{eq}), \quad (22)$$

by a second-order upwind finite difference in the bulk and a first-order upwind scheme at the solid surface [9].

- From $h^{(k+1/2)}$, we calculate the flow velocity $U_1^{(k+1/2)}(x_2)$, the shear stress $P_{12}^{(k+1/2)}(x_2)$, and one of the high-order terms $H_2(x_2) = \int (2v_2^2 - 1) v_1 f d\mathbf{v}$. We also calculate the average shear stress as

$$\bar{P} = 2 \int_0^{1/2} P_{12}^{(k+1/2)} dx_2. \quad (23)$$

- We obtain the flow velocity $U_1^{(k+1)}$ by solving Eq. (21) with the symmetrical boundary condition $U_1(1/2) = 0$, where P_{12} is replaced by \bar{P} . That is,

$$\frac{\partial U_1^{(k+1)}(x_2)}{\partial x_2} = -\delta\bar{P} + H_1(x_2) - \frac{\partial H_2(x_2)}{x_2}. \quad (24)$$

- The velocity distribution function $h(x_2, \mathbf{v})$ is modified to incorporate the change of the macroscopic flow velocity. Meanwhile, the shear stress is adjusted to its mean value \bar{P} , for all spatial points. That is,

$$h^{(k+1)} = h^{(k+1/2)} + 2 \left(U_1^{(k+1)} - U_1^{(k+1/2)} \right) v_1 f_{eq} + 2 \left(\bar{P} - P_{12}^{(k+1/2)} \right) v_1 v_2 f_{eq}. \quad (25)$$

- The above steps are repeated until convergence.

Since the gas kinetic equation is solved together with the macroscopic equation Eq. (24) for flow velocity, the above scheme is called the synthetic iterative scheme (SIS). Note that although the SIS has been widely applied to the radiation transport processes [26] and rarefied gas flows driven by local pressure, temperature, and concentration gradients to overcome the slow convergence in the near-continuum flow regime [23, 27, 28], it is the first time that the SIS is developed for the linearized Couette flow.

3.1. Numerical tests of efficiency and accuracy

Numerical simulations are carried out to assess the efficiency and accuracy of the SIS. We consider the simple BGK kinetic model with the diffuse boundary condition as it has recently been solved with high accuracy [22, 29, 30].

We first test the efficiency of the SIS. We choose the rarefaction parameter $\delta = 100$ and discretize the half spatial space into 50 even-spaced points. The molecular velocity space v_1 and v_3 are discretized by the roots of the physicists' version of the fourth-order Hermite polynomial, while the molecular velocity v_2 is truncated to $[-6, 6]$ and approximated by the non-uniform points [15, 31]:

$$v_2 = \frac{6}{(N_v - 1)^i} (-N_v + 1, -N_v + 3, \dots, N_v - 1)^i, \quad (26)$$

which is useful to capture the discontinuity in the velocity distribution function near $v_2 \sim 0$. In this test we take $i = 3$.

Figure 2 compares the convergence history and speed (in terms of the number of iterative steps to reach the converged solution) of the SIS to the conventional iteration scheme. Starting from the initial guess $h(x_2, \mathbf{v}) = 0$, the perturbation from the solid surface quickly adjusts the flow velocity near the solid surface towards the surface velocity in the conventional iteration scheme: from Fig. 2(a) we find that $U_1(0)$ is already very close to the final converged solution after 100 iterations. However, due to the frequent binary collision, such a perturbation slowly penetrates the bulk regime. Since the symmetry condition always

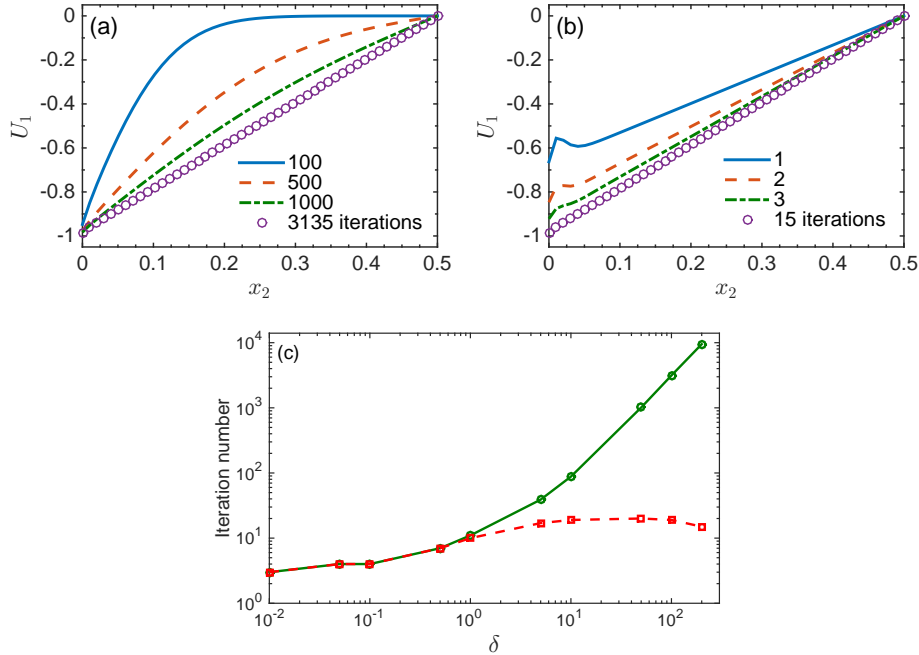


Figure 2: Profiles of the flow velocity at different iteration steps obtained from the conventional iteration scheme (a) and SIS (b), when $\delta = 100$. Circles show the converged solution. (c) The total iteration number needed to obtain the converged solution as a function of the rarefaction parameter δ , where circles and squares are the results from the conventional iteration scheme and SIS, respectively. The initial condition is $h(x_2, \mathbf{v}) = 0$. The iteration is terminated when the maximum relative difference in the flow velocity between two consecutive iterations is less than 10^{-5} .

guarantees $U_1(1/2) = 0$, a large number of iterations are needed to alter the velocity profile between the solid surface and the center of the channel to be nearly linear. This situation is completely changed in the SIS, where the flow velocity is corrected to be nearly linear at each iteration according to the synthetic equation Eq. (24), which can be approximated by $\partial U_1 / \partial x_2 = -\delta \bar{P}$ when δ is large. Such a macroscopic governing equation allows the efficient exchange of information, and therefore fast convergence is realized in the whole computational domain, see Fig. 2(b).

As far as the convergence speed is concerned, we see from Fig. 2(c) that, when δ is small, i.e. in the free-molecular flow regime, the conventional iteration scheme and SIS are as efficient as each other, where the converged solutions are obtained within 5 iterations. As δ increases so that the flow enters the transition and near-continuum regimes, the iteration number of the conventional iteration scheme increases rapidly, while that of the SIS quickly reaches the saturation number of about 20. At $\delta = 200$, the SIS is about 500 times more efficient than the conventional iteration scheme. The gain of using SIS becomes larger and larger as δ further increases.

We then assess the accuracy of the SIS by comparing the solution of the integral equation derived from the linearized BGK equation, which has the accuracy of at least 12 significant digits [22]. In order to capture the Knudsen layer near the solid surface, the spatial domain

Table 1: Comparisons of the velocity at the solid surface $x_2 = 1$, the velocity derivative at the channel center $x_2 = 1/2$, and the shear stress between the results of Jiang & Luo [22] and SIS. The linearized BGK equation is used. At each value of δ , the data of Jiang & Luo [22] and SIS are shown in the first and second rows, respectively.

$1/\delta$	$U_1(1)/2$	$dU_1(1/2)/2dx_2$	$-P_{12}/4$
0.003	0.497891535	0.993939801	$1.490909702 \times 10^{-3}$
	0.497891548	0.993939827	$1.490909741 \times 10^{-3}$
0.01	0.493069780	0.980081002	$4.900405010 \times 10^{-3}$
	0.493069792	0.980081024	$4.900405118 \times 10^{-3}$
0.1	0.441224641	0.835285766	$4.155607783 \times 10^{-2}$
	0.441224646	0.835285536	$4.155607809 \times 10^{-2}$
1	0.251861340	0.444228470	$1.694625753 \times 10^{-1}$
	0.251861372	0.444228442	$1.694625700 \times 10^{-1}$
10	0.072922113	0.132195579	$2.611624603 \times 10^{-1}$
	0.072922127	0.132195588	$2.611624596 \times 10^{-1}$
100	0.013430729	0.025200983	$2.796682147 \times 10^{-1}$
	0.013430736	0.025200817	$2.796682147 \times 10^{-1}$

$0 \leq x_2 \leq 1/2$ is divided into N_s nonuniform sections, with most of the discrete points placed near the wall:

$$x_2 = (10 - 15s + 6s^2)s^3, \quad (27)$$

where $s = (0, 1, \dots, N_s)/2N_s$. The size of the smallest section is 1.2×10^{-9} when $N_s = 1000$. The iterations terminate when the maximum relative error in the flow velocity between two consecutive iterations

$$\epsilon = \max \left| \frac{U_1^{(k+1)}(x_2)}{U_1^{(k)}(x_2)} - 1 \right| \quad (28)$$

is less than 10^{-10} ; the point $U_1(1/2)$ is excluded since the velocity is always zero.

A comparison between the SIS and accurate results of [22] is tabulated in Table 1 for the linearized Couette flow. The molecular velocity v_2 is discretized according to Eq. (26) with $N_v = 64$ and $\iota = 5$, while in the spatial discretization Eq. (27) we choose $N_s = 500$. Clearly our SIS has an accuracy of at least 6 significant digits. The accuracy can be further increased when more refined velocity and spatial grids are used.

4. Numerical results of the linearized Boltzmann equation

Using the accurate and efficient SIS, the LBE is solved for different intermolecular potentials, under different gas-surface BCs. In the numerical simulation, we set the rarefaction parameter to be $\delta = 100$, so that the distance between two plates is about 100 times as large as the mean free path of gas molecules; thus, the interference between the Knudsen layers near each plate is avoided. The molecular velocity v_2 is discretized according to Eq. (26) with $N_v = 128$ and $\iota = 5$, while v_1 and v_3 are discretized by 32×32 uniform grids in the range

of $[-6, 6]$; in the spatial discretization we choose $N_s = 500$ in Eq. (27). In the fast spectral approximation of the linearized Boltzmann collision operator Eq. (7), the integral with respect to the solid angle Ω is calculated by the Gauss-Legendre quadrature with $M = 8$, see equation (39) in Ref. [16]. All these measures enable our results holding an accuracy of at least 6 significant digits.

When the steady-state solution is obtained, the velocity profile in the bulk region is linearly fitted by $U_{NS} = k_1 x_2 + k_0$ in the dimensionless form, where k_0 and k_1 are coefficients from the least square fitting. Then the KLF is calculated according to the following equation:

$$U_s \left(\frac{x_2}{Kn} \right) = \frac{U_{NS}(x_2) - U_1(x_2)}{k_1 Kn}, \quad (29)$$

and the VSC is calculated as

$$\bar{\zeta} = -\frac{1 + k_0}{\bar{P}}. \quad (30)$$

In the numerical simulation, we find that $\delta = 100$ is accurate enough to recover the KLF and VSC, when compared to the solution of $\delta = 1000$. However, when $\delta = 10$, that is, the distance between two plates is roughly 10 times of the mean free path, two Knudsen layers interact with each other, which leads to an inaccurate KLF by using Eq. (29).

4.1. The viscous slip coefficient

Although a large number of VSCs have been computed from kinetic model equations [7], very few data are available based on the LBE for various intermolecular potentials, in particular of the highly accurate solutions. In this section, we study how the intermolecular potentials (including the inverse power-law, shielded Coulomb, and Lennard-Jones potentials) and gas-kinetic BCs (including the diffuse-specular and Cercignani-Lampis BCs) affect the Kramer's problem.

4.1.1. The influences of intermolecular potential and gas-kinetic BC

Table 2 tabulates the VSCs obtained from the LBE for HS, variable hard-sphere (VHS) with $\omega = 0.81$, and Maxwell molecules, when the diffuse-specular BC of different TMACs is used. Results of Wakabayashi *et al.* [33] using a discrete velocity method and Siewert [32] using a polynomial expansion technique to solve the LBE for HS molecules are also listed for comparison. It is noticed that the three groups of data agree well with each other, especially the relative difference between our results and those of Siewert [32] is less than 10^{-4} . As expected, the VSC increases as the TMAC decreases. Also, the VSC is insensitive to the intermolecular potential, which only slightly increases with the viscosity index ω , where the relative difference between HS and Maxwell molecules is less than 4%. This results confirm the statement in previous studies [5, 7, 34].

In order to study the Kramer's problem with a more sophisticated gas-surface interaction, the LBE is then solved with the Cercignani-Lampis BC. Results are summarized in Table 3, for the effective TMAC $\alpha_t \in [0.25, 2]$ and the energy accommodation coefficient $\alpha_n \in [0.25, 1]$. When the value of α_n and the intermolecular potential are fixed, the VSC increases rapidly when α_t decreases, which is consistent with that in the diffuse-specular

Table 2: The VSCs $\bar{\zeta}$ for HS, VHS with $\omega = 0.81$, and Maxwell molecules under the diffuse-specular BC with different TMACs. LBE results of the present paper, Siewert [32], and Wakabayashi *et al.* [33] are denoted by a, b, and c, respectively.

α_M		HS	VHS	Max.	α_M		HS	VHS	Max.
0.1	a	17.04836	17.09319	17.12847	0.6	a	2.215672	2.245067	2.267942
	b	17.04780	–	–		c	2.214780	–	–
	c	17.00580	–	–		b	2.209300	–	–
0.2	a	8.173130	8.214580	8.247129	0.7	a	1.781936	1.808636	1.829366
	b	8.172480	–	–		b	1.780980	–	–
	c	8.152400	–	–		c	1.776600	–	–
0.3	a	5.206345	5.244574	5.274524	0.8	a	1.453926	1.478044	1.496725
	b	5.205630	–	–		b	1.452920	–	–
	c	5.192800	–	–		c	1.449400	–	–
0.4	a	3.716862	3.752014	3.779490	0.9	a	1.196466	1.218108	1.234829
	b	3.716090	–	–		b	1.195400	–	–
	c	3.706900	–	–		c	1.192500	–	–
0.5	a	2.818444	2.850653	2.875774	1.0	a	0.988451	1.007717	1.022560
	b	2.817610	–	–		b	0.987328	–	–
	c	2.810700	–	–		c	0.984900	–	–

BC. The additional free parameter α_n in Cercignani-Lampis BC introduces new interesting results. When $\alpha_t < 1$, for a fixed α_t and intermolecular potential, the VSC decreases slightly as α_n increases, where the maximum drop in the VSC is less than 2%. When $\alpha_t = 1$, the Cercignani-Lampis BC is reduced to the fully diffuse one in this problem, and the VSC does not vary with α_n . When $\alpha_t > 1$, the variation of VSC on α_n reverses when compared to that of $\alpha_t < 1$; and it is strongly influenced by α_n , especially when α_t is large. For instance, for HS molecules at $\alpha_t = 2$, the VSC is increased by more than three times when α_n changes from 0.25 to 1. For fixed α_n and α_t , the change in the VSC is insensitive to the intermolecular potentials when $\alpha_t \lesssim 1.75$. However, when α_t is close to two (i.e. the “backward” scattering), the influence of the intermolecular potential becomes considerable. For example, when $\alpha_t = 2$ and $\alpha_n = 1$, Maxwell molecules have a VSC that is about 37% higher than that for HS molecules.

4.1.2. The viscous slip coefficient as a function of the effective TMAC

The variation of the VSC with respect to the effective TMAC α (for diffuse-specular and Cercignani-Lampis BCs, $\alpha = \alpha_M$ and α_t , respectively) could be generalized to some simple expressions. By considering the VSCs at the two limit ends of $\alpha = 1$ and $\alpha \rightarrow 0$, the VSC is fitted by Eq. (1) for the diffuse-specular BC. For Cercignani-Lampis BC, Sharipov proposed a similar equation which is a linear combination of the VSCs at $\alpha_t = 1$ and $\alpha_t = 2$ [35]. However, the estimation shows a large error when $\alpha_t \rightarrow 0$. Here we construct a more accurate expression for the VSC with respect to the effective TMAC α .

We find from Tables 2 and 3 that the VSC can be fitted by a general function as the one

Table 3: The VSC for HS, VHS with $\omega = 0.81$, and Maxwell molecules under Cercignani-Lampis BC with different effective TMAC α_t and energy accommodation coefficient α_n .

α_t	ω	$\alpha_n = 0.25$	0.5	0.75	1
0.25	0.5	6.365427	6.343336	6.324267	6.307321
	0.81	6.400178	6.372316	6.347638	6.325202
	1	6.426786	6.394845	6.366237	6.339971
0.5	0.5	2.799516	2.785158	2.772602	2.761338
	0.81	2.829277	2.811279	2.795092	2.780207
	1	2.851688	2.831142	2.812430	2.795028
0.75	0.5	1.598122	1.591127	1.584932	1.579323
	0.81	1.622629	1.613906	1.605945	1.598540
	1	1.641138	1.631215	1.622031	1.613380
1.0	0.5	0.988451	0.988451	0.988451	0.988451
	0.81	1.007717	1.007717	1.007717	1.007717
	1	1.022560	1.022560	1.022560	1.022560
1.25	0.5	0.615670	0.622315	0.628343	0.633906
	0.81	0.629985	0.638188	0.645891	0.653221
	1	0.641382	0.650657	0.659514	0.668067
1.5	0.5	0.361248	0.374217	0.386121	0.397213
	0.81	0.371198	0.387115	0.402275	0.416866
	1	0.379386	0.397328	0.414721	0.431729
1.75	0.5	0.174178	0.193187	0.210840	0.227456
	0.81	0.180631	0.203809	0.226193	0.247988
	1.0	0.185886	0.211919	0.237535	0.262897
2	0.5	0.028851	0.053665	0.076984	0.099153
	0.81	0.032881	0.062901	0.092298	0.121255
	1.0	0.035527	0.069105	0.102637	0.136246

used by Lilley & Sader for both diffuse-specular and Cercignani-Lampis BCs [11]:

$$\bar{\zeta}(\alpha) = \frac{a}{\alpha} - b\alpha - c, \quad (31)$$

where the fitting coefficients a , b , and c are shown in Table 4 for typical inverse power-law intermolecular potentials. Fig. 3 shows that the fitted curve (constructed from the data when $\alpha \geq 0.2$) can accurately predict the VSC even in the limit $\alpha \rightarrow 0$. For instance, when the TMAC is 0.05, relative differences between the fitted VSC and the LBE solutions are less than 0.1% for both diffuse-specular and Cercignani-Lampis BCs.

4.2. The Knudsen layer function

4.2.1. The influence of the intermolecular potential

Figure 4 illustrates the KLFs obtained from the LBE with the diffuse BC, for the inverse power-law potential with various values of viscosity index ω , the Lennard-Jones potential

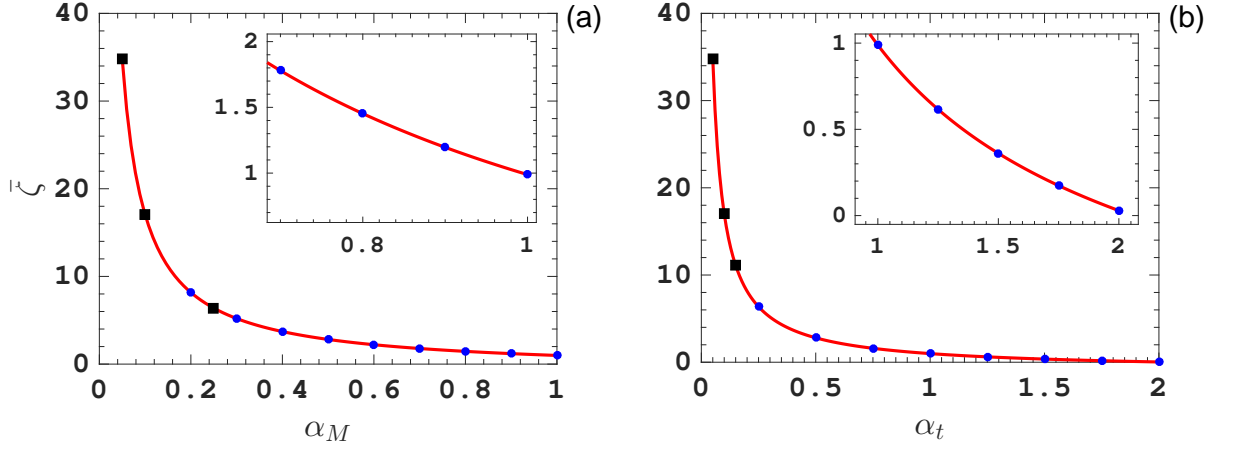


Figure 3: The VSC as a function of the effective TMAC α for HS molecules, when the (a) diffuse-specular BC and (b) Cercignani-Lampis BC with $\alpha_n = 0.25$ are used. Solid lines: the numerical fitting of Eq. (31) using the data from the LBE solutions (circles). Squares: the data from the LBE but no used for fitting. Note that other values of α_n and other types of intermolecular potentials show a similar behavior.

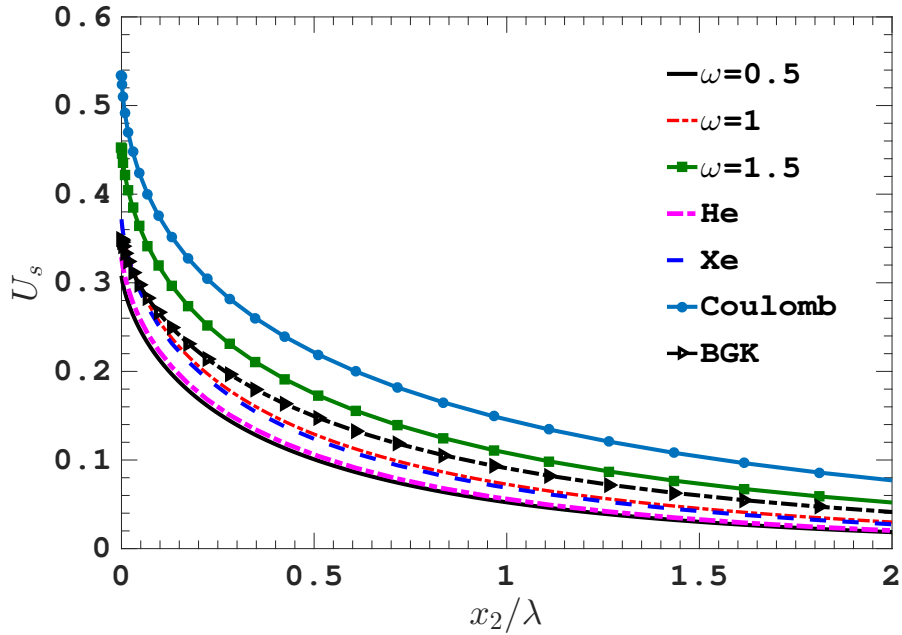


Figure 4: KLFs from the LBE solutions for the inverse power-law potentials, the Lennard-Jones potentials of Helium and Xenon when the gas temperature is 300K, and the shielded Coulomb potential of charged molecules when $\epsilon = k_B T_w$. The result from BGK equation is also included for comparison. The diffuse BC is used.

Table 4: Fitting coefficients in Eq. (31) for HS, VHS with $\omega = 0.81$, and Maxwell molecules under the diffuse-specular and Cercignani-Lampis BCs.

BC	α_n	ω	a	$b \cdot 10$	c
Diffuse-specular	n/a	0.5	1.773	1.1660	0.6687
	n/a	0.81	1.773	1.4270	0.6238
	n/a	1	1.773	1.6370	0.5885
Cercignani-Lampis	0.25	0.5	1.774	0.7266	0.7127
		0.81	1.775	0.8889	0.6781
		1	1.776	1.0130	0.6516
Cercignani-Lampis	0.5	0.5	1.773	0.4772	0.7367
		0.81	1.774	0.5867	0.7069
		1	1.774	0.5742	0.6837
Cercignani-Lampis	0.75	0.5	1.772	0.2434	0.7597
		0.81	1.773	0.2915	0.7358
		1	1.773	0.3373	0.7164
Cercignani-Lampis	1.0	0.5	1.772	0.0218	0.7818
		0.81	1.766	0.0543	0.7370
		1	1.772	0.0000	0.7499

of helium and xenon, and the shielded Coulomb potential. It is found that, for the inverse power-law potential, the KLF increases with the viscosity index in the whole Knudsen layer. For the Lennard-Jones potential, the KLF of xenon molecules is larger than that of helium, but the results of both helium and xenon lie between those of HS and Maxwell molecules. This is comprehensible because the effective viscosity indexes of helium and xenon at a temperature of 300K are 0.66 and 0.85 [36], respectively. The KLF predicted by the BGK is even larger than that from the Maxwell molecules, but is smaller than that of $\omega = 1.5$ where the gas molecules interact with soft potentials. The shielded Coulomb potential has the largest KLF, since its effective viscosity is close to 2.5 [17].

Thus, contrary to the VSC whose value is insensitive to the intermolecular potential, the KLF is strongly affected by the intermolecular potential. That is, when the effective viscosity index increases, (i) the value of the KLF increases, and (ii) the KLF decays more slowly, or equivalently, the Knudsen layer becomes wider. For example, at the solid surface, the relative difference between KLFs of Maxwell and HS molecules is approximate 20%, and that between the shielded Coulomb and HS potentials reaches 60%. Relative differences at distances one to two mean free path away from the solid surface are even larger, say, when $x_2/\lambda = 2$ the value of the KLF of the shielded Coulomb potential is about 4 times of that of HS potential. On the other hand, when U_s is decreased to 0.01 of its value at the solid surface, the corresponding distances to the solid surface for the HS and Maxwell molecules are about 2.7λ and 3.5λ , respectively.

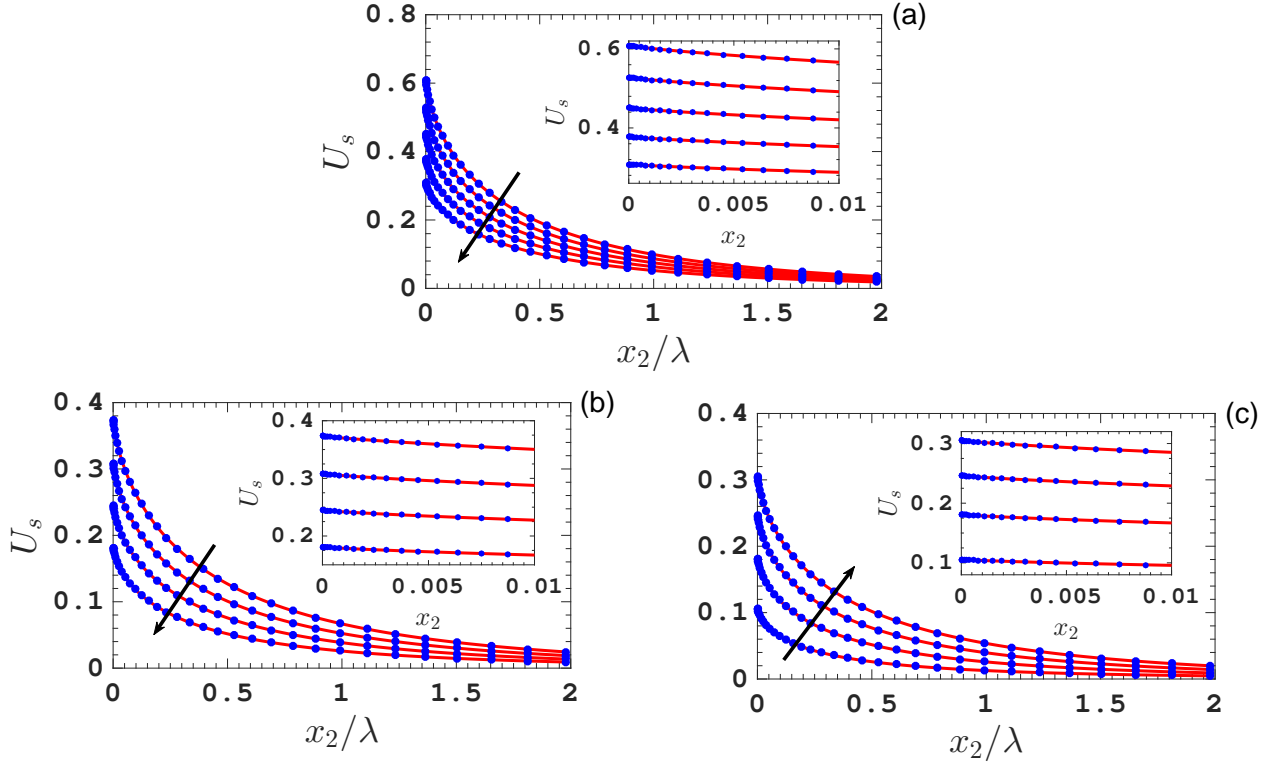


Figure 5: The KLF for HS molecules. (a) The diffuse-specular BC. Along the arrow, $\alpha_M = 0.2, 0.4, 0.6, 0.8, 1$. (b) The Cercignani-Lampis BC with $\alpha_n = 0.25$. Along the arrow, $\alpha_t = 0.5, 1, 1.5$ and 2 . (c) The Cercignani-Lampis BC with $\alpha_t = 2$. Along the arrow, $\alpha_n = 0.25, 0.5, 0.75$ and 1 . Dots: LBE solutions. Solid lines: fitted curves using Eq. (4) with $M, N = 2$. Insets: zoomed regions in the vicinity of the solid surface.

4.2.2. The influence of the gas-kinetic BC

For the sake of clarity, we only focus on HS molecules. The diffuse-specular BC is first considered in Fig. 5(a). It is found that the KLF increases as α_M decreases. For a fixed α_M , the KLF decreases rapidly when moving away from the solid surface, say, its value decays by roughly 85% of the value on the solid surface when x_2 is about one mean free path away from the solid surface.

Typical KLFs under Cercignani-Lampis BC are included in Figs. 5(b) and (c). When α_n is fixed, for example, for $\alpha_n = 0.25$, the KLF decreases as α_t increases. The relative reduction in $U_s(0)$ is about 40% when α_t rises from 0.25 to 1. However, the variation of the KLF with respect to α_t becomes weaker as α_n increases, such that at $\alpha_n = 1$ the reduction in $U_s(0)$ with α_t falls below 3% (this is not visualized here but can be deduced from Table 6 below). When $\alpha_t (\neq 1)$ is fixed, the influence of α_n on the KLF becomes larger when α_n increases. And the greater the TMAC α_t exceeds 1, the more pronounced the change in the KLF with α_n . As an example, when $\alpha_t = 2$, the KLF is increased by three times, as the α_n varies from 0.25 to 1, see Fig. 5(c).

Table 5: Fitted coefficients corresponding to Eq. (4) with $M, N = 2$ for the KLF obtained from the LBE with HS, VHS with $\omega = 0.81$, and Maxwell molecules, when the diffuse-specular BC is used.

ω	α_M	$c_{0,0}$	$c_{0,1}$	$c_{0,2}$	$c_{1,0}$	$c_{1,1}$	$c_{1,2} \cdot 10$	$c_{2,0}$	$c_{2,1}$	$c_{2,2} \cdot 10^2$
0.5	0.1	0.6502	1.2720	-0.3624	1.4640	0.9950	-0.6074	-2.0090	0.1593	0.2246
	0.2	0.6084	1.1760	-0.3257	1.3260	0.9093	-0.5358	-1.8360	0.1410	0.1967
	0.3	0.5675	1.0830	-0.2915	1.1970	0.8283	-0.4699	-1.6720	0.1241	0.1712
	0.4	0.5277	0.9941	-0.2598	1.0760	0.7517	-0.4095	-1.5170	0.1085	0.1479
	0.5	0.4889	0.9091	-0.2302	0.9630	0.6792	-0.3543	-1.3710	0.0943	0.1267
	0.6	0.4509	0.8277	-0.2029	0.8570	0.6108	-0.3040	-1.2330	0.0813	0.1075
	0.7	0.4139	0.7498	-0.1776	0.7582	0.5463	-0.2585	-1.1030	0.0695	0.0902
	0.8	0.3778	0.6752	-0.1543	0.6661	0.4856	-0.2173	-0.9805	0.0588	0.0748
	0.9	0.3424	0.6038	-0.1328	0.5805	0.4284	-0.1805	-0.8652	0.0492	0.0610
	1.0	0.3079	0.5356	-0.1132	0.5012	0.3746	-0.1480	-0.7568	0.0406	0.0489
0.81	0.1	0.7436	1.6500	-0.6657	2.3940	1.4840	-1.3430	-3.0070	0.3430	0.5216
	0.2	0.6935	1.5130	-0.5949	2.1550	1.3470	-1.1840	-2.7270	0.3030	0.4571
	0.3	0.6450	1.3840	-0.5294	1.9330	1.2180	-1.0380	-2.4640	0.2664	0.3983
	0.4	0.5980	1.2610	-0.4691	1.7270	1.0980	-0.9046	-2.2190	0.2329	0.3449
	0.5	0.5523	1.1450	-0.4135	1.5360	0.9858	-0.7836	-1.9890	0.2024	0.2966
	0.6	0.5081	1.0360	-0.3624	1.3590	0.8806	-0.6739	-1.7750	0.1747	0.2531
	0.7	0.4651	0.9315	-0.3155	1.1940	0.7823	-0.5747	-1.5750	0.1495	0.2139
	0.8	0.4233	0.8331	-0.2727	1.0430	0.6907	-0.4855	-1.3890	0.1269	0.1789
	0.9	0.3827	0.7400	-0.2336	0.9035	0.6052	-0.4056	-1.2160	0.1065	0.1478
	1.0	0.3433	0.6519	-0.1981	0.7753	0.5257	-0.3345	-1.0550	0.0883	0.1203
1	0.1	0.8123	1.9930	-1.0180	3.3540	1.9460	-2.3230	-4.0160	0.5808	0.9405
	0.2	0.7559	1.8180	-0.9055	3.0050	1.7580	-2.0430	-3.6190	0.5118	0.8235
	0.3	0.7016	1.6530	-0.8023	2.6820	1.5820	-1.7880	-3.2510	0.4490	0.7174
	0.4	0.6491	1.4980	-0.7076	2.3840	1.4190	-1.5570	-2.9100	0.3918	0.6214
	0.5	0.5983	1.3530	-0.6210	2.1090	1.2670	-1.3470	-2.5930	0.3400	0.5349
	0.6	0.5493	1.2170	-0.5419	1.8570	1.1260	-1.1580	-2.3000	0.2931	0.4571
	0.7	0.5019	1.0880	-0.4699	1.6240	0.9955	-0.9880	-2.0290	0.2508	0.3874
	0.8	0.4560	0.9682	-0.4044	1.4120	0.8745	-0.8354	-1.7790	0.2127	0.3252
	0.9	0.4116	0.8553	-0.3450	1.2170	0.7625	-0.6991	-1.5480	0.1787	0.2700
	1.0	0.3685	0.7495	-0.2914	1.0390	0.6590	-0.9010	-1.3350	0.1483	0.2212

Table 6: Fitting coefficients corresponding to Eq. (4) with $M, N = 2$ for the LBE solutions of the KLF, when HS molecules and Cercignani-Lampis BC are used. Since the KLF is independent of α_n when $\alpha_t = 1$, only the fitting coefficients for $\alpha_t = 1$ and $\alpha_n = 0.25$ are tabulated.

α_n	α_t	$c_{0,0}$	$c_{0,1}$	$c_{0,2}$	$c_{1,0}$	$c_{1,1}$	$c_{1,2} \times 10$	$c_{2,0}$	$c_{2,1} \times 10$	$c_{2,2} \times 10^3$
0.25	0.25	0.4756	0.7342	-0.1390	0.5628	0.4537	-0.2119	-0.9529	0.5551	0.7804
	0.5	0.4174	0.6648	-0.1299	0.5416	0.4265	-0.1888	-0.8847	0.5012	0.6781
	0.75	0.3616	0.5988	-0.1214	0.5210	0.4001	-0.1676	-0.8195	0.4520	0.5814
	1	0.3079	0.5356	-0.1132	0.5012	0.3746	-0.1476	-0.7568	0.4056	0.4893
	1.25	0.2559	0.4746	-0.1053	0.4823	0.3501	-0.1283	-0.6965	0.3607	0.4004
	1.5	0.2051	0.4151	-0.0975	0.4643	0.3265	-0.1089	-0.6379	0.3156	0.3134
	1.75	0.1551	0.3563	-0.0897	0.4473	0.3037	-0.0891	-0.5806	0.2687	0.2270
	2	0.1056	0.2980	-0.0816	0.4316	0.2818	-0.0683	-0.5245	0.2188	0.1405
0.5	0.25	0.4080	0.6424	-0.1285	0.5242	0.4152	-0.1848	-0.8585	0.4961	0.6048
	0.5	0.3735	0.6048	-0.1231	0.5159	0.4011	-0.1714	-0.8228	0.4635	0.5872
	0.75	0.3403	0.5694	-0.1180	0.5084	0.3877	-0.1592	-0.7891	0.4338	0.5372
	1.25	0.2762	0.5023	-0.1085	0.4942	0.3619	-0.1363	-0.7252	0.3781	0.4524
	1.5	0.2446	0.4689	-0.1037	0.4871	0.3491	-0.1247	-0.6934	0.3498	0.3951
	1.75	0.2130	0.4345	-0.0987	0.4797	0.3363	-0.1124	-0.6608	0.3198	0.3462
	2	0.1810	0.3987	-0.0935	0.4719	0.3232	-0.0992	-0.6271	0.2873	0.2953
	0.75	0.25	0.3545	0.5836	-0.1203	0.5099	0.3926	-0.1647	-0.8019	0.4479
0.5		0.3383	0.5658	-0.1177	0.5061	0.3861	-0.1582	-0.7852	0.4319	0.5304
0.75		0.3229	0.5502	-0.1154	0.5034	0.3802	-0.1526	-0.7705	0.4182	0.5090
1.25		0.2931	0.5211	-0.1111	0.499	0.3691	-0.1426	-0.7433	0.3932	0.4698
1.5		0.2780	0.5058	-0.1088	0.4964	0.3634	-0.1372	-0.7290	0.3798	0.4489
1.75		0.2625	0.4888	-0.1063	0.4929	0.3572	-0.1310	-0.7130	0.3645	0.4251
2		0.2462	0.4696	-0.1035	0.4884	0.3504	-0.1238	-0.6951	0.3466	0.3979
1		0.25	0.3093	0.5405	-0.1138	0.504	0.3762	-0.1499	-0.7617	0.4109
	0.5	0.3083	0.5370	-0.1134	0.5020	0.3751	-0.1483	-0.7582	0.4071	0.4918
	0.75	0.3080	0.5357	-0.1132	0.5013	0.3747	-0.1477	-0.7570	0.4058	0.4896
	1.25	0.3079	0.5354	-0.1132	0.5011	0.3746	-0.1475	-0.7567	0.4055	0.4890
	1.5	0.3075	0.5342	-0.1130	0.5004	0.3742	-0.1470	-0.7555	0.4042	0.4869
	1.75	0.3066	0.5311	-0.1127	0.4987	0.3732	-0.1455	-0.7524	0.4008	0.4813
	2	0.3050	0.5255	-0.1120	0.4955	0.3715	-0.1430	-0.7469	0.3949	0.4714

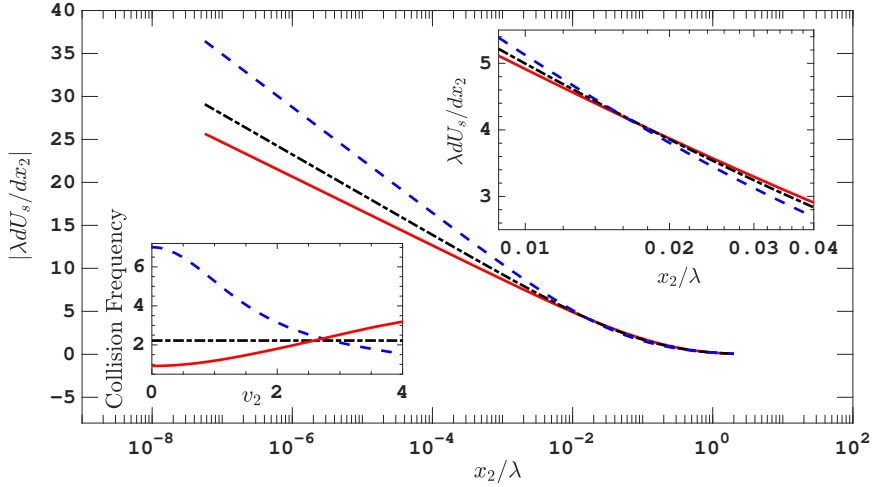


Figure 6: The absolute value of the velocity gradient $|\lambda dU_s/dx_2|$ for HS (solid line), Maxwell (dash-dot line), and soft-potential with $\omega = 1.5$ (dash line) molecules, when the diffuse boundary is used. Insets are the zoomed velocity gradient and the equilibrium collision frequency $\nu_{eq}(0, v_2, 0)$ normalized by the rarefaction parameter δ .

4.2.3. Fitting the Knudsen layer function and the singularity of velocity gradient

The KLF is essential not only in determining the nonlinear constitution in the Knudsen layer [8], but also in defining the singularity of the velocity gradient near the solid surface. In a recent work based on the BGK model, Jiang & Luo [22] have rigorously shown that the velocity near the solid surface can be described by Eq. (4), whose gradient possesses a logarithmic divergence. However, in their work, it was only numerically demonstrated that the first four leading terms of Eq. (4) can capture the velocity profile in an extremely small interval $0 \leq x_2 \leq 1.5 \times 10^{-7}$.

In this work, based on the highly accurate results of the LBE, surprisingly, we find that the entire KLF can be described by Eq. (4), provided that more high-order terms are included. The associated fitting coefficients in Eq. (4) with $M, N = 2$ for the diffuse-specular and Cercignani-Lampis BCs are tabulated in Tables 5 and 6, respectively. We note that when α_n is fixed, the absolute value of the fitting coefficient decreases as α_t increases. Meanwhile, the dependency of each fitting coefficient on α_t becomes weaker and weaker as α_n increases. For instance, when α_n is increased from 0.25 to 1, the maximum relative difference in $c_{0,0}$ for different α_t is reduced from 350% to 2%. From the insets in Fig. 5, we observe that the fitted curves agree quite well with the numerical results. Note that Eq. (4) with $M, N = 2$ can also describe the KLF very well when the distance to the solid surface reaches 10λ .

Next, the singularity of the velocity gradient in the vicinity of the solid surface is investigated through the deviation of Eq. (4) with respect to x_2 . This singularity is dominated by the term with $n = 0$ and $m = 1$ in Eq. (4), that is, the velocity gradient near the solid surface is $c_{0,1} \ln x_2$ [12, 22]. From Table 5, it is found that for a fixed TMAC, $c_{0,1}$ increases with the viscosity index, indicating that the rate of divergence is faster for the gas molecules with a larger value of the viscosity index, see Fig. 6. However, this trend reverse at $x_2 \approx 0.015\lambda$.

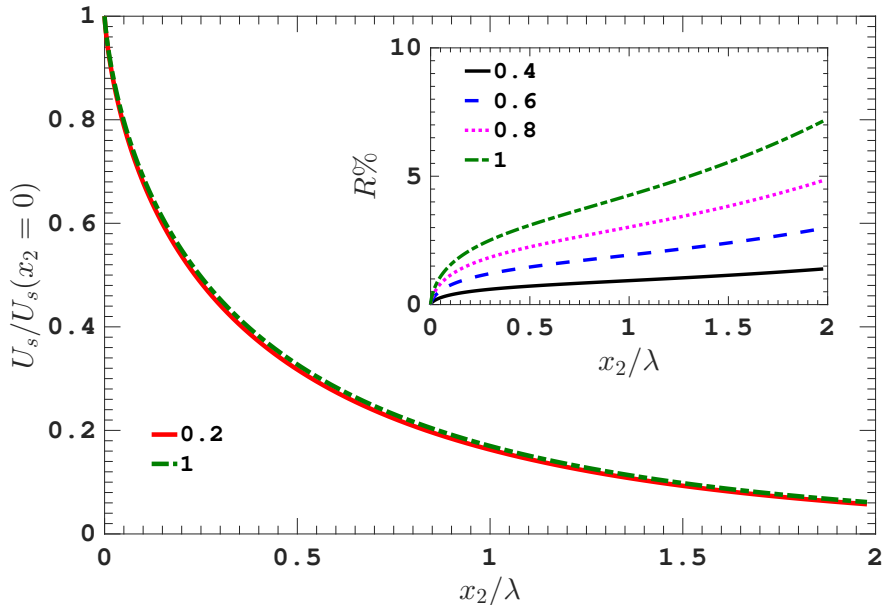


Figure 7: The rescaled KLF $U_s/U_s(x_2 = 0)$ for $\alpha_M = 0.2$ and 1, when the HS molecules and the diffuse-specular BC are used. For clarity, results at other values of α_M are not shown. Inset: the relative difference ($R\%$) of $U_s/U_s(x_2 = 0)$ for various α_M compared to that of $\alpha_M = 0.2$.

This behavior is somehow related to the variation of the equilibrium collision frequency ν_{eq} . From the left inset in Fig. 6 we see that, when the rarefaction parameter δ is fixed, $\nu_{eq}(0, 0, 0)$ increases with the viscosity index ω , which means that the collision frequency is larger for larger values of ω , so that the gas approaches to the equilibrium quicker and hence the velocity defect decreases faster. Similarly, the velocity gradient at $x_2 > 0.015\lambda$ seems to be proportional to $\nu_{eq}(0, v_2 > 3, 0)$. It should be noted that, however, this explanation is phenomenological; one may resort to the rigorous mathematical analysis to have a deep understanding [12, 37]. When the intermolecular potential is fixed, a smaller effective TMAC will produce a larger velocity gradient near the solid surface, see Tables 5 and 6.

Table 7: Fitting coefficients of the rescaled KLF $U_s/U_s(0)$ for inverse power-law potentials with different values of the viscosity index ω , when the diffuse BC is used.

ω	$c_{0,0}$	$c_{0,1}$	$c_{0,2}$	$c_{1,0}$	$c_{1,1}$	$c_{1,2} \cdot 10$	$c_{2,0}$	$c_{2,1}$	$c_{2,2} \cdot 10^2$
0.5	1.0000	1.739	-0.3677	1.628	1.217	-0.4794	-2.458	0.1317	0.1589
0.75	1.0000	1.864	-0.5256	2.113	1.462	-0.8429	-2.932	0.2245	0.2976
1	1.0000	2.034	-0.7907	2.820	1.788	-1.5680	-3.623	0.4024	0.6003
1.25	1.0000	2.275	-1.2390	3.864	2.217	-2.9800	-4.648	0.7380	1.2300
1.5	1.0000	2.807	-2.5280	6.238	2.821	-8.4950	-6.999	1.9310	4.4710

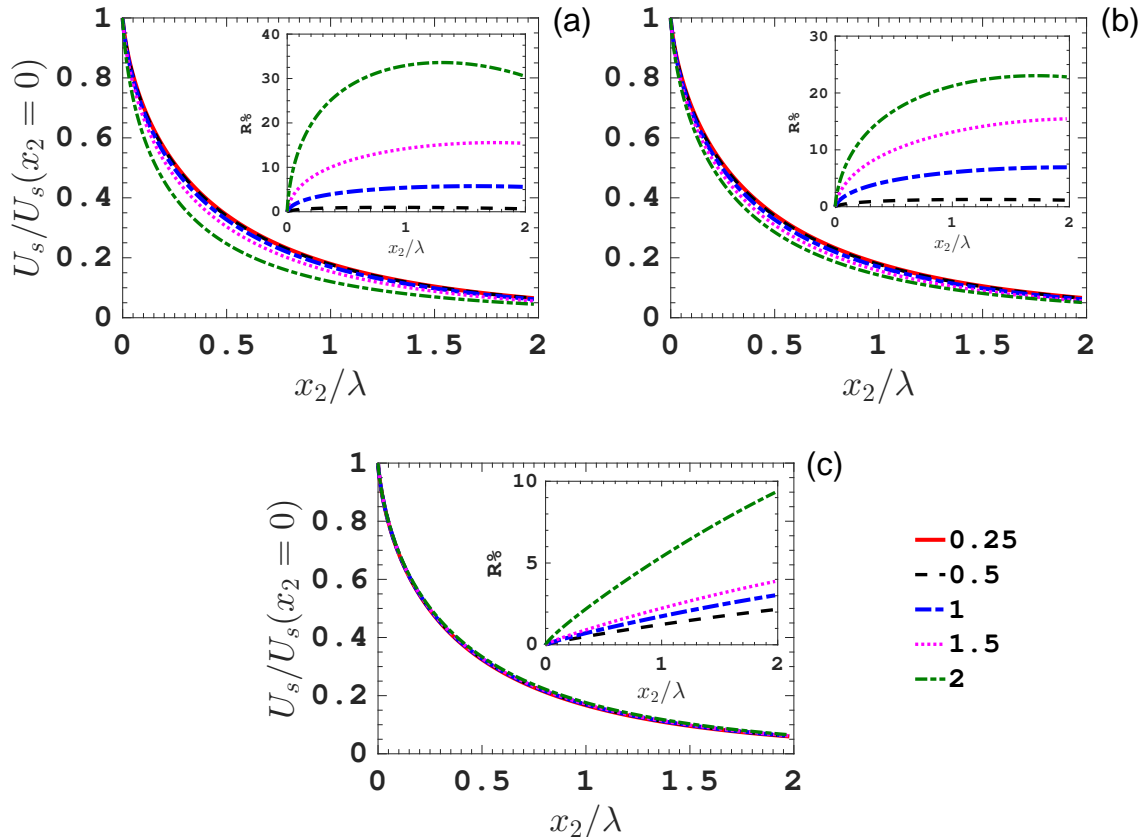


Figure 8: The rescaled KLF $U_s/U_s(x_2 = 0)$ of HS molecules when (a) $\alpha_n = 0.25$, (b) $\alpha_n = 0.5$, and (c) $\alpha_n = 1$, when the Cercignani-Lampis BC with $\alpha_t = 0.25, 0.5, 1.0, 1.5$, and 2.0 are used. Inset: the relative difference ($R\%$) of $U_s/U_s(x_2 = 0)$ at various TMAC, when compared to that of $\alpha_t = 0.25$.

4.2.4. The similarity of the Knudsen layer function

In the above section, the details of the KLFs under several specific TMACs have been presented, which can serve as benchmark solution. In this section we investigate the similarity in the structure of the Knudsen layer.

We first study the KLF normalized by its value on the solid surface $x_2 = 0$, when the HS molecules and the diffuse-specular BC are used. Results of other types of molecules are similar. Fig. 7 shows the rescaled KLF $U_s/U_s(x_2 = 0)$ and their relative difference at different TMAC, when compared with that at $\alpha_M = 0.2$. We notice that the rescaled KLF for $\alpha_M = 0.2$ and 1 almost overlap; as shown in the inset of figure 7, the maximum relative difference among all TMACs is less than 7% . Thus, the KLF for diffuse-specular BC possesses a good similarity between different values of TMAC.

For Cercignani-Lampis BC, as can be seen from Fig. 8, when $\alpha_n = 1$, the maximum relative discrepancy for all α_t is less than 10% . When α_n decreases, however, the deviation of the rescaled KLF between different α_t increases. For instance, when $\alpha_n = 0.25$, the

Table 8: Fitting coefficients of the velocity defect $U_s(0)$ at the solid surface by Eq. (31) for inverse power-law potentials with different values of the viscosity index ω , when the diffuse-specular BC is used.

ω	c_1	c_2	c_3
0.5	1.798	0.2410	-1.1050
0.75	1.776	0.2825	-1.0030
1	1.750	0.3378	-0.8800
1.25	1.820	0.3822	-0.8353
1.5	1.895	0.4368	-0.7721

maximum relative difference for $\alpha_t = 2$ is about 30%, as compared with $\alpha_t = 0.25$, see the inset in Fig. 8. Nevertheless, it should be noted that, for all α_n with $\alpha_t \leq 1$, the relative difference of the rescaled KLF is less than 7%.

Approximately, the KLFs is defined to have similarity if the relative difference of the rescaled KLF for different TMAC is less than 10%. Therefore, as shown in Figs. 7 and 8, the KLF has the similarity when the diffuse-specular BC and the Cercignani-Lampis BC with $\alpha_n = 1$ are considered, in the full range of the effective TMAC; for Cercignani-Lampis BC with other values of α_n , the similarity is preserved when $\alpha_t \leq 1$.

Under the diffuse-specular BC, the rescaled KLF can be fitted using Eq. (4), with the fitting coefficients for different intermolecular potentials tabulated in Table 7. Furthermore, the corresponding KLF on the solid surface $x_2 = 0$ can be fitted using an exponential function of the effective TMAC α as

$$U_s(x_2 = 0) = c_1 \exp(-c_2\alpha) + c_3, \quad (32)$$

where c_1 , c_2 and c_3 are the fitting coefficients tabulated in Table 8 for different intermolecular potentials. As a consequence, the KLF at arbitrary TMAC can be roughly estimated by multiplying Eq. (32) and the rescaled KLF, with the maximum relative error being smaller than 10%. The KLF for the Cercignani-Lampis BC can also be rescaled according to the data in Table 6.

5. Comparison with the experiment

Reynolds et al. measured the VSC and KLF for air passing along the surface of a highly polished aluminum plate [14]. They found that the KLF is different from the results predicted by the BGK model. Loyalka pointed out that such discrepancy is due to the deficiency of the BGK model [38], where the collision frequency does not depend on the molecular velocity; by using a kinetic model with a variable collision frequency, a reasonable agreement of the velocity profile with the experimental data was observed. Given the apparent deficiency of the model equation, results from the LBE of HS molecules were also compared with the experimental data [9]. However, all the previous works were based on the HS gas with an viscosity index of $\omega = 0.5$, while air has an effective viscosity index of 0.75 at the room temperature. Moreover, the TMAC used in the numerical simulations was one, which

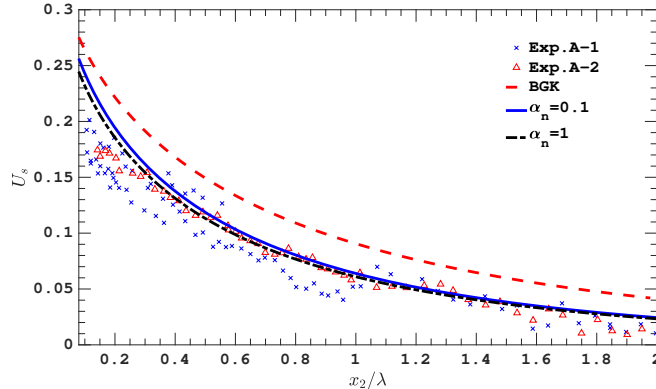


Figure 9: Comparisons of the KLFs between the experiments and the LBE solution with $\alpha_t = 0.88$, when the air molecules of $\omega = 0.75$ and various a_n are applied. Exp. A1 and Exp. A2 were measured by Reynolds et al. [14]. The diffuse-specular BC with $\alpha_M = 0.88$ is used in the BGK model.

results in a VSC of about one, while that measured by Reynolds et al. has an average value of $\bar{\zeta}_{Exp} = 1.1$ (which has been corrected by multiplying a factor of $\sqrt{\pi}/2$) [14].

In this section, we try to explain the experimental data using the LBE solutions for the inverse power-law potential with $\omega = 0.75$. Although air is a mixture of oxygen and nitrogen, we treat it as a single-species monatomic gas, since (i) the molecular masses of oxygen and nitrogen are close to each other and (ii) for isothermal flow the mass flow rate (and hence the VSC) is insensitive to the rotational degrees of freedom [39, 40].

Figure 9 shows the KLF obtained from the LBE with $\alpha_t = 0.95$, and $\alpha_n = 0.1$ and 1 under the Cercignani-Lampis BC, as well as the experimental data. The result from the BGK equation is also included for comparison. We use the value of TMAC $\alpha = 0.95$, as our numerical calculation in the previous section suggests that the predicted VSC from the LBE agrees well with the experimental value of 1.1 [14]. It is found that the KLF changes slightly under different α_n , and the results of $\alpha_n = 1$ seems better than the others in the agreement with the experimental data, while the solution of the BGK equation has a visible deviation from the experimental results. Note that when using the diffuse-specular BC, similar results can also be obtained for $\alpha_M = 0.95$.

We note that the KLF from the experiments are scattered, which is inconsistent with the theoretical analysis that the normalized velocity near the solid surface should be independent of the mean free path and shear gradient. Reynolds et al. argued that the most possible reason was the inaccurate determination of the mean free path [14]. Therefore, intuitively, in order to interpret the experimental results, one should take this factor into account. To this end, we first assume the actual TMAC for the interaction of air with the polished aluminum plate is α_M in the diffuse-specular BC. Then we calculate the VSC $\bar{\zeta}(\alpha_M)$ from the LBE. If $\bar{\zeta}_{Exp} < \bar{\zeta}(\alpha_M)$, the mean free path in the experiment has been overestimated due to the inaccuracy in measuring the gas pressure. Therefore, the value of the KLF from the experimental should be multiplied by $1/\sigma = \bar{\zeta}(\alpha_M)/\bar{\zeta}_{Exp}$, while the width of the KLF should be stretched by a factor of $1/\sigma$. In the numerical simulation, various values of

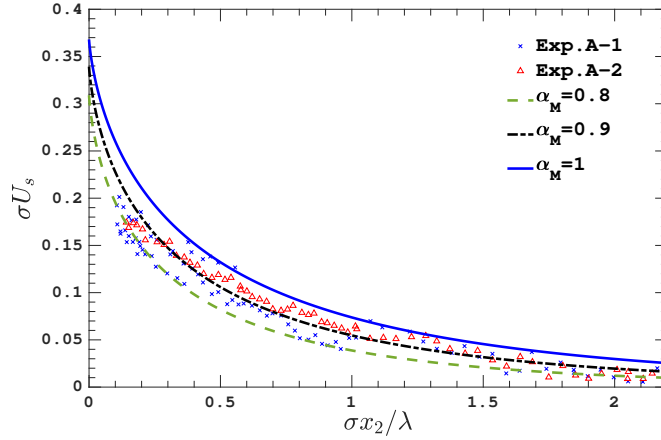


Figure 10: Comparisons of the KLF between the experiments and the LBE solution with $\alpha_M = 0.8, 0.9$ and 1 , when the air molecules with $\omega = 0.75$ are used. The LBE results are scaled by a factor $\sigma = \bar{\zeta}_{Exp}/\bar{\zeta}(\alpha_M)$, where $\bar{\zeta}_{Exp} = 1.1$ is the average VSC from the experiments. Exp. A1 and Exp. A2 are measured by [14].

α_M are attempted, until good agreement between the results of experiment and numerical simulation are achieved.

To show all the results in one figure, however, the KLF $U_s(x_2)$ obtained from the numerical simulation of the LBE has been rescaled to $\sigma U_s(\sigma x_2)$. Comparisons between the numerical and experimental results are depicted in Fig. 10. It is seen that, when the TMAC varies from 0.8 to 1, the results of LBE can cover almost all the experimental data. In other words, the TMAC of the aluminum plate used in the air experiments is most likely 0.9 ± 0.1 . If the TMAC is 0.9, we have $\sigma = 0.9$, this means that the mean free path in the experiment is overestimated by 10%, which seems reasonable due to the accuracy of the micro-manometers at that time.

6. Conclusions

In summary, we have proposed a synthetic iteration scheme to expedite the convergence of finding the steady-state solution of the linearized Boltzmann equation for the Couette flow between two parallel plates. In the free molecular flow regime, both the conventional and synthetic schemes lead to the same converged solution after several iterations. However, the synthetic iteration scheme converges significantly faster than the conventional one in the transition and near-continuum gas flow regimes, which is about two to three orders of magnitude faster than the conventional iterative scheme. Based on the Bhatnagar-Gross-Krook kinetic model, the synthetic iteration scheme is assessed to be accurate at least with six significant digits.

With this efficient and accurate method, the influences of the intermolecular potentials (i.e. the inverse power-law, Lennard-Jones, and shielded Coulomb potentials) and the kinetic boundary BCs on the Knudsen layer have been investigated based on the linearized Boltzmann equation, where the Boltzmann collision operator for general intermolecular po-

tentials is solved by the fast spectral method. Both the diffuse-specular and Cercignani-Lampis boundary conditions are considered. It has been found that, although different intermolecular potentials lead to roughly the same value of the viscous slip coefficient, the KLF is strongly affected by the potential, whose value and width increase with the effective viscosity index of the gas.

The highly accurate VSC and its general relation to the TMAC are presented for different intermolecular potentials and gas-surface boundary conditions. In addition, the KLF is found to be perfectly fitted by the series $\sum_{n=0}^2 \sum_{m=0}^2 c_{n,m} x^n (x \ln x)^m$, where x is the distance to the solid surface. Correspondingly, based on the obtained KLF, the macroscopic flow velocity gradient exhibits a logarithmic divergence on the boundary. The strength of this divergence depends on the coefficient $c_{0,1}$, whose value also increases with the viscosity index. Furthermore, the similarity of the KLF has been established by rescaling the KLF by the defect velocity at the solid surface. Consequently, the KLF at arbitrary TMAC can be predicted by multiplying the rescaled KLF and the defect velocity at the solid surface which is accurately fitted by an exponential function of the TMAC. These results are useful to formulate the effective shear viscosity [8] and slip boundary condition to be used in the framework of Navier-Stokes equations [2].

The experimental data of the viscous slip coefficient and KLF measured by [14] has been interpreted fairly well by the linearized Boltzmann equation with a realistic viscosity index. We concluded that the TMAC for the interaction of air with the polished aluminum is most likely 0.9 ± 0.1 , instead of 1.0 as used in previous studies for a comparison with the experiment. This result suggests that mean free path in the experiment has been overestimated by about 10%.

Finally, it should be noted that the accurate and efficient synthetic iterative scheme developed in this paper are readily to be extended to multi-species gas mixtures [24]. The influence of intermolecular potentials and gas kinetic boundary conditions on the Kramer's problem of gas mixtures are subject to future studies.

Acknowledgments

This work is funded by joint project from the Royal Society of Edinburgh and National Natural Science Foundation of China under Grant No. 51711530130, the Carnegie Research Incentive Grant for the Universities in Scotland, and the Engineering and Physical Sciences Research Council (EPSRC) in the UK under grant EP/R041938/1.

References

References

- [1] H. A. Kramers, On the behaviour of a gas near a wall, *Il Nuovo Cimento* (1943-1954) 6 (1949) 297–304.
- [2] D. A. Lockerby, J. M. Reese, On the modelling of isothermal gas flows at the microscale, *J. Fluid Mech.* 604 (2008) 235–261.
- [3] J. C. Maxwell, VII. On stresses in rarified gases arising from inequalities of temperature, *Proc. Royal Soc. Lond.* 170 (1879) 231–256.

- [4] S. K. Loyalka, Momentum and temperature-slip coefficients with arbitrary accommodation at the surface, *J. Chem. Phys.* 48 (1968) 5432–5436.
- [5] F. Sharipov, V. Seleznev, Data on internal rarefied gas flows, *J. Phys. Chem. Ref. Data* 27 (1998) 657–706.
- [6] S. Loyalka, Slip and jump coefficients for rarefied gas flows: variational results for Lennard-Jones and $n(r)-6$ potentials, *Physica A: Statistical Mechanics and its Applications* 163 (3) (1990) 813–821.
- [7] F. Sharipov, Data on the velocity slip and temperature jump on a gas-solid interface, *Journal of Physical and Chemical Reference Data* 40 (2) (2011) 023101.
- [8] D. A. Lockerby, J. M. Reese, M. A. Gallis, Capturing the Knudsen layer in continuum-fluid models of nonequilibrium gas flows, *AIAA journal* 43 (2005) 1391–1393.
- [9] T. Ohwada, Y. Sone, K. Aoki, Numerical analysis of the shear and thermal creep flows of a rarefied gas over a plane wall on the basis of the linearized Boltzmann equation for hard-sphere molecules, *Phys. Fluids A* 1 (1989) 1588–1599.
- [10] C. R. Lilley, J. E. Sader, Velocity gradient singularity and structure of the velocity profile in the Knudsen layer according to the Boltzmann equation, *Phys. Rev. E* 76 (2007) 026315.
- [11] C. R. Lilley, J. E. Sader, Velocity profile in the Knudsen layer according to the Boltzmann equation, *Proc. Royal Soc. A* 464 (2008) 2015–2035.
- [12] S. Takata, H. Funagane, Singular behaviour of a rarefied gas on a planar boundary, *J. Fluid Mech.* 717 (2013) 30–47.
- [13] P. L. Bhatnagar, E. P. Gross, M. Krook, A model for collision processes in gases. I. Small amplitude processes in charged and neutral one-component systems, *Phys. Rev.* 94 (1954) 511.
- [14] M. A. Reynolds, J. J. Smolderen, J. F. Wendt, Velocity profile measurements in the Knudsen layer for the Kramers problem., Tech. rep., In *Proceedings of the Ninth International Symposium of Rarefied Gas Dynamics*, M. Becker and M. Fiebig, eds., Dfvlr-Press (1974).
- [15] L. Wu, J. M. Reese, Y. H. Zhang, Solving the Boltzmann equation by the fast spectral method: application to microflows, *J. Fluid Mech.* 746 (2014) 53–84.
- [16] L. Wu, C. White, T. J. Scanlon, J. M. Reese, Y. H. Zhang, Deterministic numerical solutions of the Boltzmann equation using the fast spectral method, *J. Comput. Phys.* 250 (2013) 27–52.
- [17] S. Chapman, T. G. Cowling, *The Mathematical Theory of Non-uniform Gases*, Cambridge University Press, 1970.
- [18] L. Wu, H. H. Liu, Y. H. Zhang, J. M. Reese, Influence of intermolecular potentials on rarefied gas flows: Fast spectral solutions of the Boltzmann equation, *Phys. Fluids* 27 (2015) 082002.
- [19] F. Sharipov, G. Bertoldo, Numerical solution of the linearized Boltzmann equation for an arbitrary intermolecular potential, *J. Comput. Phys.* 228 (2009) 3345–3357.
- [20] C. Cercignani, M. Lampis, Kinetic models for gas-surface interactions, *Transp. Theory Stat. Phys.* 1 (1971) 101–114.
- [21] L. Wu, H. Struchtrup, Assessment and development of the gas kinetic boundary condition for the Boltzmann equation, *J. Fluid Mech.* 823 (2017) 511–537.
- [22] S. Jiang, L. S. Luo, Analysis and accurate numerical solutions of the integral equation derived from the linearized BGKW equation for the steady Couette flow, *J. Comput. Phys.* 316 (2016) 416–434.
- [23] D. Valougeorgis, S. Naris, Acceleration schemes of the discrete velocity method: Gaseous flows in rectangular microchannels, *SIAM J. Sci. Comput.* 25 (2003) 534–552.
- [24] L. Wu, J. Zhang, H. H. Liu, Y. H. Zhang, J. M. Reese, A fast iterative scheme for the linearized Boltzmann equation, *J. Comput. Phys.* 338 (2017) 431–451.
- [25] Y. Zhu, C. Zhong, K. Xu, Implicit unified gas-kinetic scheme for steady state solutions in all flow regimes, *J. Comput. Phys.* 315 (2016) 16–38.
- [26] M. L. Adams, E. W. Larsen, Fast iterative methods for discrete-ordinates particle transport calculations, *Progr. Nucl. Energy* 40 (2002) 3–159.
- [27] S. Naris, D. Valougeorgis, D. Kalempa, F. Sharipov, Flow of gaseous mixtures through rectangular microchannels driven by pressure, temperature, and concentration gradients, *Phys. Fluids* 17 (2005) 100607.

- [28] L. Szalmás, Accelerated discrete velocity method for axial-symmetric flows of gaseous mixtures as defined by the McCormack kinetic model, *Comput. Phys. Commun.* 184 (2013) 2430–2437.
- [29] Y. W. Yap, J. E. Sader, High accuracy numerical solutions of the Boltzmann Bhatnagar-Gross-Krook equation for steady and oscillatory Couette flows, *Phys. Fluids* 24 (2012) 032004.
- [30] W. Li, L.-S. Luo, J. Shen, Accurate solution and approximations of the linearized BGK equation for steady Couette flow, *Computers & Fluids* 111 (2015) 18–32.
- [31] W. Su, S. Lindsay, H. H. Liu, L. Wu, Comparative study of the discrete velocity and lattice Boltzmann methods for rarefied gas flows through irregular channels, *Phys. Rev. E* 96 (2017) 023309.
- [32] C. E. Siewert, The linearized Boltzmann equation: concise and accurate solutions to basic flow problems, *Z. Angew. Math. Phys.* 54 (2003) 273–303.
- [33] M. Wakabayashi, T. Ohwada, F. Golse, Numerical analysis of the shear and thermal creep flows of a rarefied gas over the plane wall of a Maxwell-type boundary on the basis of the linearized Boltzmann equation for hard-sphere molecules, *Eur. J. Mech. B-Fluids* 15 (1996) 175–201.
- [34] S. K. Loyalka, N. Petrellis, T. S. Storvick, Some numerical results for the BGK model: Thermal creep and viscous slip problems with arbitrary accommodation at the surface, *Phys. Fluids* 18 (9) (1975) 1094–1099.
- [35] F. Sharipov, Application of the Cercignani–Lampis scattering kernel to calculations of rarefied gas flows. II. Slip and jump coefficients, *Eur. J. Mech. B-Fluids* 22 (2003) 133–143.
- [36] G. A. Bird, *Molecular Gas Dynamics and the Direct Simulation of Gas Flows*, Oxford Science Publications, Oxford University Press Inc, New York, 1994.
- [37] S. Takata, H. Funagane, Poiseuille and thermal transpiration flows of a highly rarefied gas: over-concentration in the velocity distribution function, *J. Fluid Mech.* 669 (2011) 242–259.
- [38] S. K. Loyalka, Velocity profile in the Knudsen layer for the Kramer’s problem, *Phys. Fluids* 18 (1975) 1666–1669.
- [39] L. Wu, C. White, T. J. Scanlon, J. M. Reese, Y. H. Zhang, A kinetic model of the Boltzmann equation for non-vibrating polyatomic gases, *J. Fluid Mech.* 763 (2015) 24–50.
- [40] S. K. Loyalka, T. S. Storvick, Kinetic theory of thermal transpiration and mechanocaloric effect. iii. flow of a polyatomic gas between parallel plates, *J. Chem. Phys.* 71 (1979) 339–350.