

# Temporal Cliques Admit Sparse Spanners <sup>\*†</sup>

Arnaud Casteigts

LaBRI, University of Bordeaux, France  
arnaud.casteigts@labri.fr

Joseph G. Peters

School of Computing Science  
Simon Fraser University, Burnaby, BC, Canada  
peters@cs.sfu.ca

Jason Schoeters

LaBRI, University of Bordeaux, France  
jason.schoeters@labri.fr

## Abstract

Let  $G = (V, E)$  be an undirected graph on  $n$  vertices and  $\lambda : E \rightarrow 2^{\mathbb{N}}$  a mapping that assigns to every edge a non-empty set of integer labels (times). Such a graph is *temporally connected* if a path exists with non-decreasing times from every vertex to every other vertex. In a seminal paper, Kempe, Kleinberg, and Kumar [16] asked whether, given such a temporal graph, a *sparse* subset of edges always exists whose labels suffice to preserve temporal connectivity—a *temporal spanner*. Axiotis and Fotakis [5] answered negatively by exhibiting a family of  $\Theta(n^2)$ -dense temporal graphs which admit no temporal spanner of density  $o(n^2)$ . In this paper, we give the first positive answer as to the existence of  $o(n^2)$ -sparse spanners in a dense class of temporal graphs, by showing that if  $G$  is a complete graph, then one can always find a temporal spanner of density  $O(n \log n)$ . The proofs are constructive.

## 1 Introduction

The study of highly dynamic networks has gained interest lately, motivated by epidemics analysis and emerging technological contexts like vehicular networks, robots, and drones, where the entities move and communicate with each other. The communication links in these networks vary with time, leading to the definition of temporal graph models (also called time-varying graphs or evolving graphs) where temporality plays a key role. In these graphs, the properties of interest are often defined over time rather than at a given instant. For example, the graph may never be connected, and yet offer a form of connectivity over time. In [7], a dozen temporal properties were identified that have been effectively exploited in the distributed computing and networking literature. Perhaps the most basic property is that of *temporal connectivity*, which requires that every vertex can reach every other vertex through a temporal path (also called *journey* [6]), that is, a path whose edges are used over a non-decreasing sequence of times. The times may also be required to be strictly increasing (strict journeys), both cases being carefully discussed in this paper. Temporal connectivity was considered in an early paper by Awerbuch and Even [4] (1984), and studied from a graph-theoretical point of view in the early 2000’s in a number of seminal works including Kempe, Kleinberg, and Kumar [16], and Bui-Xuan, Ferreira, and Jarry [6] (see also [21] for an early study of graphs with time-dependent delays on the edges). More recently, it has been the subject of algorithmic studies, such as [2] and [5] (discussed below), and [18, 8, 23, 25, 17, 11], which consider algorithms for

---

\*This article is the full version of an article presented at ICALP 2019.

†This paper is best read in colour. If this is not possible, the colour “green” appears with a lighter tone than the colour “red”, making their interpretation possible.

computing structures related to temporal connectivity. Broad reviews of these topics can be found, *e.g.*, in [7, 14, 19], although the list is non-exhaustive and the literature is rapidly evolving.

## 1.1 Sparse Temporal Spanners and Related Work

In the last section of [16] (conference version [15]), Kempe, Kleinberg, and Kumar ask

“Given a temporally connected network  $G = (V, E)$  on  $n$  nodes, is there a set  $E' \subseteq E$  consisting of  $O(n)$  edges so that the temporal network on the subgraph  $(V, E')$  is also temporally connected? In other words, do all temporal networks have sparse subgraphs preserving this basic connectivity property?”

Here, Kempe *et al.* consider a model where each edge has a single label, thus the edges are identified with their labels, but the discussion is more general. What they are asking, essentially, is whether an analogue of spanning tree exists for temporal networks when the labels are *already fixed*. They answer immediately (and negatively) for the particular case of  $O(n)$  density, by showing that hypercubes labeled in a certain way need all of their edges to achieve temporal connectivity, thus some temporal graphs of density  $\Theta(n \log n)$  cannot be sparsified. The more general question, asking whether  $o(n^2)$ -sparse spanners always exist in dense temporal graphs remained open for more than a decade, and was eventually settled, again negatively, by Axiotis and Fotakis [5]. The proof in [5] exhibits an infinite family of temporally connected graphs with  $\Theta(n^2)$  edges that do not admit  $o(n^2)$ -sparse spanners. Their construction can be adapted for strict and non-strict journeys.

On the positive side, Akrida *et al.* [2] show that, if the underlying graph  $G$  is a complete graph and every edge is assigned a single globally-unique label, then it is always possible to find a temporal spanner of density  $\binom{n}{2} - \lfloor n/4 \rfloor$  edges (leaving however the asymptotic density unchanged). Akrida *et al.* [2] also prove that if the label of every edge in  $G$  is chosen uniformly at random (from an appropriate interval), then almost surely the graph admits a temporal spanner with  $O(n \log n)$  edges. Both [5] and [2] include further results related to the (in-)approximability of finding a *minimum* temporal spanner, which is out of the scope of this paper.

By its nature, the problem of finding a temporal spanner in a temporal network seems to be significantly different from its classical (*i.e.*, non-temporal) version, whether this version considers a static graph (see *e.g.*, [9, 20, 22]) or the current network topology of an updated dynamic graph (see *e.g.*, [3, 10, 12]). The essential difference is that spanning trees always exist in standard (connected) graphs, thus one typically focuses on the tradeoff between the density of a solution and a quality parameter like the *stretch factor*, rather than on the very existence of a sparse spanner.

## 1.2 Contributions

In this paper, we establish that temporal graphs built on top of complete graphs *unconditionally* admit  $\Theta(n \log n)$ -sparse temporal spanners when *non-strict* journeys are allowed. Furthermore, such a spanner can be computed in polynomial time. The case of strict journeys requires more discussion. Kempe *et al.* observed in [16] that if every edge of a complete graph is given the same label, then this graph is temporally connected, but no multi-hop *strict* journey exists, thus none of the edges can be removed, and the problem is trivially unsolvable. To make the problem interesting when only strict journeys are allowed, one should constrain the edge labeling to avoid such a pathological situation. In the present case, we require that a sub-labeling of one label per edge exists in which any two adjacent edges have different labels. This formulation slightly generalizes the single-label global-unicity assumption made in [2] (although essentially equivalent) and eliminates the distinction between strict and non-strict journeys. Under this restriction, we establish

that all temporal graphs whose underlying graph is complete admit a  $O(n \log n)$ -sparse temporal spanner. Moreover, if the restricted labeling is given, then the spanner can be computed in polynomial time. (The problem of deciding whether a general labeling admits such a sub-labeling is not discussed here; it might be computationally hard.)

Our proofs are constructive. We start by observing that the above two settings one-way reduce to the setting where every edge has a single label and two adjacent edges have different labels. The reduction is “one-way” in the sense that the transformed instance may have fewer feasible journeys than the original instance, but all of these journeys correspond to valid journeys in the original instance, so a temporal spanner computed in the transformed instance is valid in the original instance. As a result, our main algorithm takes as input a complete graph  $\mathcal{G}$  with single, locally distinct labels, and computes a  $O(n \log n)$ -sparse temporal spanner of  $\mathcal{G}$  in polynomial time.

In summary, we give the first positive answer to the question of whether sparse temporal spanners always exist in a class of dense graphs, focusing here on the case of complete graphs. This answer complements the negative answer by Axiotis and Fotakis [5] and motivates more investigation to understand where the transition occurs between their negative result (no sparse spanners exist in some dense temporal graphs) and our positive result (they essentially always exist in complete graphs). Our algorithms are based on a number of original techniques, which we think may be of more general interest for problems related to temporal connectivity.

The paper is organized as follows. In Section 2, we define the model and notation, and describe the one-way reductions that allow us to concentrate subsequently on single and distinct labels. We also mention two basic techniques of interest for this problem, although they are not used subsequently in the paper, namely the *sub-clique* technique (from [2]) and the *pivoting* technique (introduced here). In Section 3 we introduce the main concepts and techniques used in our algorithms, namely *delegation*, *dismountability*, and *k-hop dismountability*, whose purpose is to recursively self-reduce the problem to smaller graph instances. These techniques are subsequently combined into a more sophisticated algorithm that successfully computes a temporal spanner of  $O(n \log n)$  edges. The first step, presented in Section 4, is called *fireworks* and results in a spanner of density (essentially)  $\binom{n}{2}/2$ . Then, in Section 5, we exploit a particular dichotomy in the structure of the residual instance, which allows us to sparsify the graph down to  $O(n \log n)$  edges. In Section 6, we review the main components of the algorithm, showing that its running time complexity is polynomial. Finally, we present a few open questions in Section 7 and conclude with some remarks in Section 8.

## 2 Definitions and Basic Results

### 2.1 Model and Definitions

Let  $G = (V, E)$  be an undirected graph and  $\lambda : E \rightarrow 2^{\mathbb{N}}$  a mapping that assigns to every edge of  $E$  a non-empty set of integer labels. These labels can be seen as discrete times when the edge is present. In this paper, we refer to the resulting graph  $\mathcal{G} = (G, \lambda)$  as a *temporal graph* (other models and terminologies exist, many of them being equivalent for the considered problem). If  $\lambda$  is single-valued and locally injective (*i.e.*, adjacent edges have different labels), then we say that  $\lambda$  is *simple*, and by extension, a temporal graph is simple if its labeling is simple.

A temporal path in  $\mathcal{G}$  (also called *journey*), is a finite sequence of  $k$  triplets  $\mathcal{J} = \{(u_i, u_{i+1}, t_i)\}$  such that  $(u_1, \dots, u_{k+1})$  is a path in  $G$  and for all  $1 \leq i < k$ ,  $\{u_i, u_{i+1}\} \in E$ ,  $t_i \in \lambda(\{u_i, u_{i+1}\})$  and  $t_{i+1} \geq t_i$ . Strict temporal paths (strict journeys) are defined analogously by requiring that  $t_{i+1} > t_i$ . We say that a vertex  $u$  can *reach* a vertex  $v$  iff a journey exists from  $u$  to  $v$  (strict or non-strict, depending on the context). If every vertex can reach every other vertex, then  $\mathcal{G}$  is *temporally connected*. Finally, observe

that the distinction between strict and non-strict journeys does not exist in simple temporal graphs, as all the journeys are strict.

In general, one can define a *temporal spanner* of  $\mathcal{G} = ((V, E), \lambda)$  as a temporal graph  $\mathcal{G}' = ((V', E'), \lambda')$  such that  $V = V'$ ,  $E' \subseteq E$  and  $\lambda' : E' \rightarrow 2^{\mathbb{N}}$  with  $\lambda'(e) \subseteq \lambda(e)$  for all  $e \in E'$ . We call  $\mathcal{G}'$  a *valid spanner* if  $\mathcal{G}'$  is temporally connected. Observe that, if  $\mathcal{G}$  is simple, then spanners are fully determined by the chosen subset of edges  $E' \subseteq E$  (as in the above discussion from [16]). Thus, in such cases, we say that  $E'$  itself is the spanner. Many of these notions are analogous to the ones considered in [2, 5, 16], although they are not referred to as “spanners” in these works.

Finally, when the underlying graph  $G$  is a complete graph, we call  $\mathcal{G}$  a temporal clique. An example of a (valid) temporal spanner of a *simple temporal clique* is shown in Figure 1.

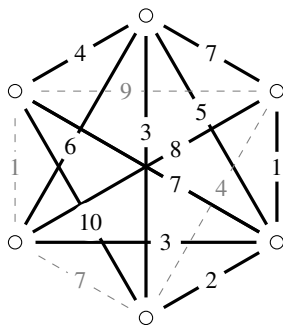


Figure 1: Example of a simple temporal clique and one of its temporal spanners (edges in bold). This spanner is not minimum (nor even minimal) and the reader may try to remove further edges.

## 2.2 Generality of Simple Labelings

We claimed in Section 1.2 that if non-strict journeys are allowed, then one can transform a temporal clique  $\mathcal{G} = (G, \lambda)$  with *unrestricted* labeling  $\lambda$  into a clique  $\mathcal{H} = (G, \lambda_H)$  with *simple* labeling such that any valid temporal spanner of  $\mathcal{H}$  induces a valid temporal spanner of  $\mathcal{G}$ . (As explained, the converse is false, but this is not a problem.) The reduction proceeds in two steps: (1) for every edge  $e$ , restrict  $\lambda(e)$  to a single label chosen arbitrarily; and (2) whenever  $k$  edges adjacent to the same vertex have the same label  $l$ , these edges are relabeled with a unique value in the interval  $[l, l + k - 1]$  (arbitrarily) and the value of all the other labels in the graph which are larger than  $l$  are shifted by  $k$ . It is not difficult to see that if a journey exists in  $\mathcal{H}$ , then the same sequence of edges allows for a (possibly non-strict) journey in  $\mathcal{G}$ .

As for the second claim of the introduction, if strict journeys are the only ones allowed, then as explained, we require the existence of a *simple* sub-labeling of  $\lambda$  (whose computation is not discussed). Here, it is even more direct that any journey based on the sub-labeling is a fortiori available in the complete instance. Based on these arguments, the rest of the paper focuses on simple temporal cliques, and we sometimes drop the adjective “simple” when it is clear from the context.

## 2.3 Basic Techniques

We present here two basic sparsification techniques. The first is from previous works, the second is original. These techniques are not used subsequently, thus they are presented here rather than in Section 3. However, they are relevant to the problem in general, and may carry some insights.

### 2.3.1 The Subclique Technique

So far, the only existing approach for sparsifying simple temporal cliques is that of Akrida *et al.* [2], who prove that one can always remove  $\lfloor n/4 \rfloor$  edges without breaking temporal connectivity. Their approach is as follows. First, it is established that if  $n = 4$ , then it is always possible to remove at least *one* edge. Then, as  $n \rightarrow \infty$ , one can arbitrarily partition the input clique into (essentially)  $n/4$  subcliques of 4 vertices each, and remove an edge from each subclique. The edges *between* subcliques are kept, thus the impact of each removal is limited to the corresponding subclique and the resulting graph is temporally connected. Before moving to other techniques, let us observe that this technique can be greatly improved as follows.

**Observation 1** (Improving the subclique technique). The type of partitioning used in [2] is *vertex-disjoint*, but a key observation is that the same argument actually holds when applied to *edge-disjoint* subcliques, with significant consequences. Indeed, by Wilson’s Theorem [24], the number of edge-disjoint cliques on 4 vertices in a complete graph on  $n$  vertices is  $\lfloor n^2/12 \rfloor$ , possibly with a few vertices remaining. (More generally, as  $c \rightarrow 1$ , graphs with minimum degree at least  $cn$  have  $\lfloor \binom{n}{2} / \binom{k}{2} \rfloor$  disjoint copies of  $K_k$  for all  $k$ .) The immediate consequence is that one can remove  $\lfloor n^2/12 \rfloor = \Theta(n^2)$  edges by the same technique as in [2].

Although this technique allows us to remove  $\Theta(n^2)$  edges, it seems unlikely that purely *structural* techniques like this one will lead to spanners of  $o(n^2)$  edges. The techniques we develop in this paper are different in essence and consider the interplay of timestamps at a finer scale.

### 2.3.2 Pivotability

Another natural approach that one might think of is inspired by Kosaraju’s principle for testing strong connectivity in a directed graph (see [1]). This principle relies on finding a vertex that all the other vertices can reach (through directed paths) and that can reach all these vertices in return. This condition is sufficient in standard graphs because paths are transitive. In the temporal setting, transitivity does not hold, but we can define a temporal analogue as follows. A *pivot vertex*  $p$  is a vertex such that all other vertices can reach  $p$  by some time  $t$  (through journeys) and  $p$  can reach all other vertices *after* time  $t$ . The union of the tree of (incoming) journeys towards  $p$  and the tree of (outgoing) journeys from  $p$  forms a temporal spanner with at most  $2(n - 1)$  edges. Such a spanner is illustrated in Figure 2. Unfortunately, arbitrarily large non-pivotable cliques may exist (see Appendix A.1.1 for an example of an infinite family). However, experiments suggest that pivot vertices may exist asymptotically almost surely in random temporal cliques (where an instance corresponds to a random permutation of the time interval  $[\binom{n}{2}]$ ).




Figure 2: Examples of pivotable graph (left) and non-pivotable graph (right). The (light) green edges in the pivotable graph belong to the tree of incoming journeys to pivot vertex  $p$  (with  $t = 4$ ); the (darker) red edges belong to the tree of outgoing journeys; the dashed edges belong to neither.

### 3 Delegation and Dismountability

This section introduces a number of basic techniques which are subsequently used (and extended) in Sections 4 and 5. Given a vertex  $v$ , write  $e^-(v)$  for the edge with smallest label incident to  $v$ , and  $e^+(v)$  analogously for the largest label.

**Lemma 1.** *Given a temporal clique  $\mathcal{G}$ , if  $\{u, v\} = e^-(v)$ , then  $u$  can reach all vertices through  $v$ . Symmetrically, if  $\{u, w\} = e^+(w)$ , then all vertices can reach  $u$  through  $w$ .*

*Proof.* If  $\{u, v\} = e^-(v)$ , then  $v$  has an edge with every other vertex after that time, thus a journey exists from  $u$  to every vertex through  $v$ . (A symmetrical argument applies in the second case.)  $\square$

Observe that Lemma 1 holds only when the underlying graph is complete. This property makes it possible for a vertex  $u$  to *delegate* its emissions to a vertex  $v$ , i.e., exploit the fact that  $v$  can still reach all the other vertices *after* interacting with  $u$ , thus none of  $u$ 's other edges are required for reaching the other vertices. By a symmetrical argument,  $u$  can delegate its receptions to a vertex  $w$  if  $w$  can be reached by all the other vertices *before* interacting with  $u$ , so the other edges of  $u$  are not needed for being reached by other vertices.

The delegation concept suggests an interesting technique to construct temporal spanners. We say that a vertex  $u$  in a temporal clique  $\mathcal{G}$  is *dismountable* if there exist two other vertices  $v$  and  $w$  such that  $\{u, v\} = e^-(v)$  and  $\{u, w\} = e^+(w)$ , i.e.,  $u$  can delegate both its emissions and its receptions. The existence of such a vertex enables a self-reduction of the spanner construction as follows: select  $e^-(v)$  and  $e^+(w)$  for future inclusion in the spanner, then recurse on the smaller clique  $\mathcal{G}[V \setminus u]$ , as illustrated in Figure 4. More precisely:

**Theorem 1 (Dismountability).** *Let  $\mathcal{G}$  be a temporal clique, and let  $u, v, w$  be three vertices in  $\mathcal{G}$  such that  $\{u, v\} = e^-(v)$  and  $\{u, w\} = e^+(w)$ . Let  $S'$  be a temporal spanner of  $\mathcal{G}[V \setminus u]$ . Then  $S = S' \cup \{\{u, v\}, \{u, w\}\}$  is a temporal spanner of  $\mathcal{G}$ .*

*Proof.* Since  $\{u, v\} = e^-(v)$ , all edges incident to  $v$  in  $S'$  have a larger label than  $\{u, v\}$ , thus  $u$  can reach all the vertices through  $v$  using only the edges of  $S'$ . A symmetrical argument implies that all vertices in  $\mathcal{G}$  can reach  $u$  through  $w$  using only  $\{u, w\}$  and the edges of  $S'$ .  $\square$

We call a graph *dismountable* if it contains a dismountable vertex. It is said to be *fully dismountable* if one can find an ordering of  $V$  that allows for a recursive dismounting of the graph until the residual instance has two vertices. An example of fully dismountable graph is given in Figure 3.

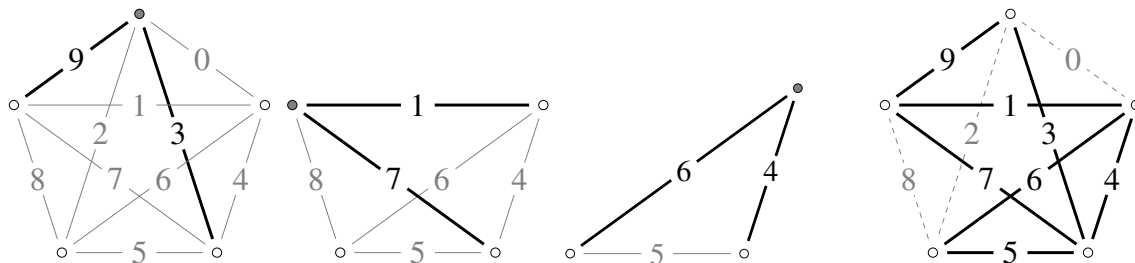


Figure 3: Example of a fully dismountable graph and the resulting spanner.

**Fact 1 (Spanners based on dismountability).** *If a graph can be fully dismounted, then the resulting spanner will have  $2(n - 2) + 1 = 2n - 3$  edges.*

Unfortunately, one can design arbitrarily large temporal cliques which are not fully dismantlable (we give a generic construction in Appendix A.1.2).

### 3.1 $k$ -hop Delegation and $k$ -hop Dismountability

The dismantlability technique can be generalized to multi-hop journeys. Let  $J$  be a journey from vertex  $u$  to vertex  $v$  through vertices  $u = u_0, u_1, \dots, u_k = v$  with  $\{u_{k-1}, u_k\} = e^-(v)$ . The key observation is that  $u$  can delegate its emissions to  $v$  even if  $\{u_{i-1}, u_i\} \neq e^-(u_i)$  for some  $i$ . Indeed, it is sufficient that the *last* edge of a journey from  $u$  to  $v$  is the minimum (at  $v$ ) in order to delegate  $u$ 's emissions to  $v$ . Symmetrically, it is sufficient that the *first* edge of a journey from  $w$  to  $u$  is  $e^+(w)$  in order to delegate  $u$ 's receptions to  $w$ . Accordingly, a vertex  $u$  is called  *$k$ -hop dismantlable* if one can find two other vertices  $v$  and  $w$  (possibly identical if  $k > 1$ ) such that there are journeys of *at most*  $k$  hops (1) from  $u$  to  $v$  that arrives at  $v$  through  $e^-(v)$ , and (2) from  $w$  to  $u$  that leaves  $w$  through  $e^+(w)$ . See Figure 4 for an illustration.

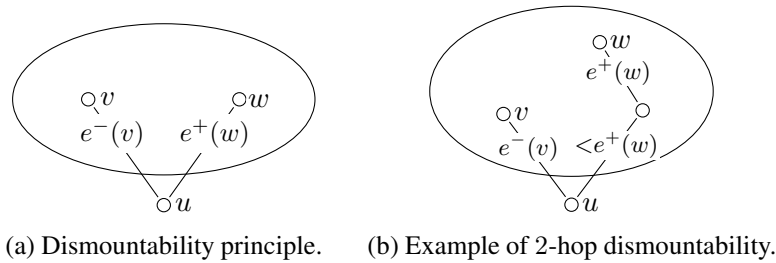


Figure 4: Illustration of the principle of dismantlability and  $k$ -hop dismantlability.

Temporal spanners can be obtained in a similar way to 1-hop dismantlability by selecting all of the edges involved in these journeys for inclusion in the spanner. However, only the edges adjacent to the dismantled vertex are removed in the recursion, thus some edges used in a multi-hop journey may be selected several times over the recursion (to our advantage). We can then state an analogous fact for  $k$ -hop dismantlability as follows.

**Fact 2.** *If a temporal graph  $\mathcal{G}$  is fully  $k$ -hop dismantlable, then this process yields a temporal spanner with at most  $2k(n - 2) + 1 \simeq 2kn$  edges.*

Unfortunately, again, there exist arbitrarily large graphs which are not  $k$ -hop dismantlable for any  $k$  (the same counter-example as for 1-hop dismantlability applies). Nonetheless,  $k$ -hop dismantlability is a core component in the more sophisticated techniques presented next.

## 4 The Fireworks Technique

In this section, we present an algorithm called *fireworks*, which exploits a system of multi-hop delegations among vertices. In particular, we take advantage of *one-sided delegations*, in which a vertex delegates only its emissions, or only its receptions. The combination of many such delegations is shown to lead to the removal of essentially half of the edges of the input clique. The residual instance has a particular structure that is exploited in Section 5 to obtain the final  $O(n \log n)$ -sparse spanners.

### 4.1 Forward Fireworks

The purpose of fireworks is to mutualize several one-sided delegations in a transitive way, so that many vertices do not need to reach the other vertices directly. Given a temporal clique  $\mathcal{G} = (G, \lambda)$  with  $G =$

$(V, E)$ , define the directed graph  $G^- = (V, E^-)$  such that  $(u, v) \in E^-$  iff  $\{u, v\} = e^-(v)$ , except that, if  $e^-(u) = e^-(v)$  for some  $u$  and  $v$ , only one of the arcs is included (chosen arbitrarily).

**Lemma 2.** *Directed paths in  $G^-$  correspond to journeys in  $\mathcal{G}$ .*

*Proof (by contradiction).* Let  $(u_0, u_1), (u_1, u_2), \dots, (u_{k-1}, u_k)$  be a directed path in  $G^-$  and suppose that the corresponding path in  $\mathcal{G}$  is *not* a journey. Then it must be the case that the label of an edge  $(u_{i-1}, u_i)$  is greater than the label on the adjacent edge  $(u_i, u_{i+1})$  for some  $i$ . Then  $\{u_{i-1}, u_i\} \neq e^-(u_i)$  which is impossible.  $\square$

By construction,  $E^-$  induces a disjoint set of *out-trees* (one source, possibly several sinks). We transform  $E^-$  into a disjoint set  $\mathcal{T}^- = (V, E_{\mathcal{T}}^-)$  of *in-trees* (one sink, possibly several sources) as follows, see also Figure 5 for an illustration. Let  $E_{\mathcal{T}}^-$  be initialized as a copy of  $E^-$ . For every  $v$  with outdegree at least 2 in  $E^-$ , let  $(v, u_1), \dots, (v, u_\ell)$  be its out-arcs with  $(v, u_\ell)$  being the one with the *largest* label. For every  $i < \ell$ , if  $u_i$  is a sink vertex, then flip the direction of  $(v, u_i)$  in  $E_{\mathcal{T}}^-$  (i.e., replace  $(v, u_i)$  by  $(u_i, v)$  in  $E_{\mathcal{T}}^-$ ); otherwise remove  $(v, u_i)$  from  $E_{\mathcal{T}}^-$ . Let  $\mathcal{T}^- = (V, E_{\mathcal{T}}^-)$  be the resulting set of in-trees  $\mathcal{T}_1^-, \dots, \mathcal{T}_k^-$  (containing possibly more in-trees than the number of initial out-trees).

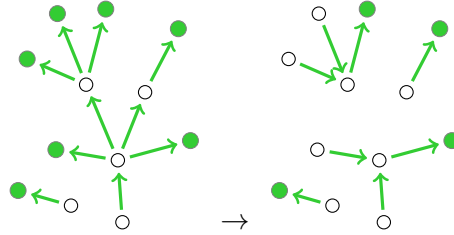


Figure 5: Example of transformation from a disjoint set of out-trees  $(V, E^-)$  to a disjoint set of in-trees  $(V, E_{\mathcal{T}}^-)$ . The colored vertices represent sink vertices.

**Fact 3.** *The set of in-trees  $\mathcal{T}^- = (V, E_{\mathcal{T}}^-)$  has the following properties:*

1. *Directed paths in  $\mathcal{T}^-$  correspond to journeys in  $\mathcal{G}$ .*
2. *Every vertex belongs to exactly one tree.*
3. *Every tree contains at least two vertices.*
4. *There is a unique sink in each tree.*
5. *The unique arc incident to a sink  $s$  corresponds to  $e^-(s)$ .*

Fact 3.1 follows from Lemma 2 because an arc  $(v, u_i)$  is only replaced by  $(u_i, v)$  if the label of  $(v, u_i)$  is less than the label of another arc  $(v, u_\ell)$ , so  $(u_i, v), (v, u_\ell)$  is a journey in  $\mathcal{G}$ . Observe that some of the journeys induced by the arcs of  $\mathcal{T}^-$  may include intermediate hops where the arc's label is not locally minimum for its head endpoint. However, as already discussed in Section 3, a delegation only requires that the label of the last hop of a journey be locally minimum, and that is the case here (Fact 3.5).

The motivation behind this construction is that all the vertices in each in-tree are able to delegate their emissions to the corresponding sink vertex. For this reason, the sink vertex will be called an *emitter* in the rest of the paper. An important consequence of our construction is that the number of emitters in  $\mathcal{T}^-$  cannot exceed half of the total number of vertices.

**Lemma 3.** *The number of emitters in  $\mathcal{T}^-$  is at most  $n/2$*



*Proof.* After the transformation from  $E^-$  to  $E_T^-$ , there is only one emitter in each in-tree  $\mathcal{T}_i^- \in \mathcal{T}^-$  (Fact 3.4), and there are at most  $n/2$  trees because each one contains at least 2 vertices (Fact 3.3).  $\square$

We are now ready to define a temporal spanner based on  $\mathcal{T}^-$ , which consists of the union of all edges involved in an in-tree and all edges incident to at least one emitter. More formally, let  $S_T^- = \{\{u, v\} \in E : (u, v) \in \mathcal{T}^- \cup \{\{u, v\} \in E : u \text{ is an emitter}\}\}$ .

**Theorem 2.**  $S_T^-$  is a temporal spanner of  $\mathcal{G}$ .

*Proof.* By Fact 3, every vertex  $v$  of  $\mathcal{G}$  that is a non-emitter in  $\mathcal{T}^-$  can reach an emitter  $s$  through an edge  $e^-(s)$ . Furthermore, the inclusion of all edges incident to a vertex  $s$  that is an emitter in  $\mathcal{T}^-$  ensures that  $v$  can still reach all other vertices afterwards and so can  $s$ . Therefore, every vertex can reach all other vertices by using only edges from  $S_T^-$ .  $\square$

We call this type of spanner a *forward fireworks cover*. An example is given in Figure 6, the corresponding journeys being depicted on the left side.

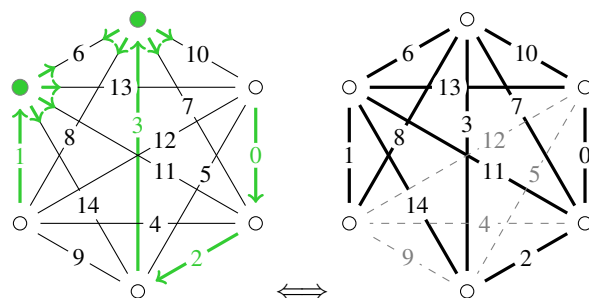


Figure 6: Example of forward fireworks cover and the resulting spanner.

**Theorem 3.** *Forward fireworks covers have at most  $3\binom{n}{2}/4 + O(n)$  edges.*

*Proof.* Let  $S_T^-$  be a forward fireworks cover based on a set of in-trees  $\mathcal{T}^-$ . Each non-emitter in  $\mathcal{T}^-$  has only one out-arc which becomes one edge in  $S_T^-$ , thus overall  $\mathcal{T}^-$  contributes less than  $n$  edges to  $S_T^-$ . Now, every emitter has an edge to every other vertex in  $S_T^-$ , and there are at most  $n/2$  emitters in  $\mathcal{T}^-$  by Lemma 3. Note that the edges between emitters are selected twice but should be counted only once. Thus in the end, there are at most  $n(n/2) - n^2/8$  edges, plus the edges of the in-trees (that is  $O(n)$  edges).  $\square$

Before moving to Section 4.2, we establish a small technical lemma that will be used in Section 5, but is worth being stated here as it pertains to the structure of the in-trees.

**Lemma 4.** *Every non-emitter vertex  $v$  can reach a vertex  $v'$  in the same in-tree  $\mathcal{T}_i^-$  (emitter or not) using a journey of length at most two that arrives at  $v'$  through  $e^-(v')$ .*

*Proof.* Before the transformation from  $E^-$  to  $E_T^-$ , all arcs  $(u, v) \in E^-$  are such that  $\{u, v\} = e^-(v)$ , thus all the journeys in  $E^-$  have the required property. Then, some arcs are flipped by the transformation (replaced by oppositely directed arcs). Now, if an arc  $(v, u)$  is flipped, then its head  $u$  is a sink in  $E^-$  and its tail  $v$  is not, thus no arc of the form  $(w, v)$  is flipped. As a result, at least one arc in any two consecutive arcs in a journey in  $\mathcal{T}_i^-$  is the minimum edge of its head.  $\square$

## 4.2 Backward Fireworks

A symmetrical concept of fireworks can be defined based on the edges  $\{u, v\} = e^+(v)$  of a temporal clique  $\mathcal{G} = (G, \lambda)$ . All arguments developed in the context of forward fireworks can be adapted in a symmetrical way, so we will omit most of the details. First, we build a directed graph  $G^+ = (V, E^+)$  which is a disjoint set of *in-trees*. By a transformation analogous to the one above, this set is then converted into a disjoint set  $\mathcal{T}^+ = (V, E_T^+)$  of *out-trees* each of which contains only one source which we call a *collector*. The collector  $s$  of an out-tree can reach all of the other vertices in this tree by journeys that leave  $s$  through its edge  $e^+(s)$ , thereby guaranteeing that every other vertex that reaches  $s$  can subsequently reach all other vertices in the tree. The proofs of the following four lemmas and theorems are symmetrical to the arguments in Section 4.1.

**Lemma 5.** *The number of collectors in  $\mathcal{T}^+$  is at most  $n/2$*

Finally, we can build a temporal spanner  $S_T^+ = \{\{u, v\} : (u, v) \in \mathcal{T}^+\} \cup \{\{u, v\} : u \text{ is a collector}\}$  which we call a *backward fireworks cover*.

**Theorem 4.**  *$S_T^+$  is a temporal spanner of the temporal clique  $\mathcal{G}$ .*

**Theorem 5.** *Backward fireworks covers have at most  $3\binom{n}{2}/4 + O(n)$  edges.*

An example of a backward fireworks cover is given in Figure 7. Finally, we establish a symmetrical

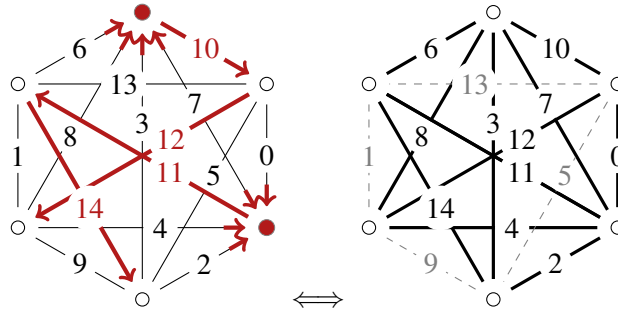


Figure 7: Example of a backward fireworks cover and the resulting spanner (p:10).

property to Lemma 4, also to be used in Section 5.

**Lemma 6.** *For every non-collector vertex  $v$  in an out-tree  $\mathcal{T}_i^+ \in \mathcal{T}^+$ , there exists a vertex  $v'$  in  $\mathcal{T}_i^+$  (collector or not), such that a journey of length at most two from  $v'$  to  $v$  exists, leaving  $v'$  through  $e^+(v')$ .*

## 4.3 Bidirectional Fireworks

A forward fireworks cover makes it possible to identify a subset of vertices, the *emitters*, such that every vertex can reach at least one emitter  $u$  through  $e^-(u)$  and  $u$  can reach every other vertex afterwards *through a single edge*. Similarly, a backward fireworks cover makes it possible to identify a subset of vertices, the *collectors*, such that every vertex can be reached by at least one collector  $v$  through  $e^+(v)$  and  $v$  can be reached by every other vertex before this *through a single edge*. Combining both ideas, we can define a sparser spanner in which we do not need to include *all* of the edges incident to emitters and collectors, but only the edges *between* emitters and collectors (plus, of course, the edges used for reaching an emitter and for being reached by a collector).

Precisely, let  $\mathcal{T}^-$  be the disjoint set of in-trees obtained during the construction of a forward fireworks cover (see Figure 5), and let  $\mathcal{T}^+$  be the disjoint set of out-trees obtained during the construction of a

backward fireworks cover. Let  $X^-$  be the set of emitters (one per in-tree in  $\mathcal{T}^-$ ) and let  $X^+$  be the set of collectors (one per out-tree in  $\mathcal{T}^+$ ). The two sets can overlap, as a vertex may happen to be both an emitter in some tree in  $\mathcal{T}^-$  and a collector in some tree in  $\mathcal{T}^+$ , which is not a problem. Let  $H = (X^- \cup X^+, E_H)$  be the graph such that  $E_H = \{\{u, v\} \in E : u \in X^-, v \in X^+\}$ ; in other words,  $H$  is the subgraph of  $G$  that connects all emitters with all collectors. Finally, let  $S = \{\{u, v\} : (u, v) \in \mathcal{T}^- \cup \mathcal{T}^+\} \cup E_H$ . We call  $S$  a bidirectional fireworks cover (or simply a *fireworks cover*). An illustration is given in Figure 8.

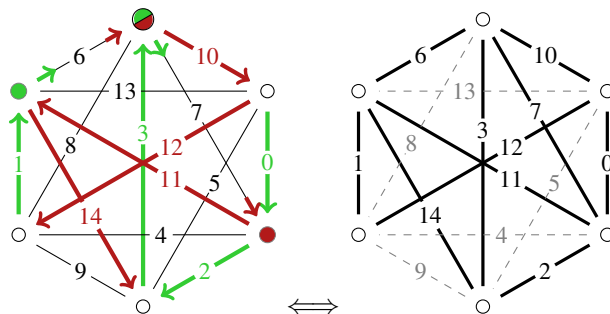


Figure 8: A bidirectional fireworks cover and the corresponding spanner. The forward component and the emitters are depicted in (light) green; the backward component and the collectors are depicted in (darker) red. The top vertex is both an emitter and a collector.

**Theorem 6.**  $S$  is a temporal spanner of  $\mathcal{G}$ .

*Proof.* Every non-emitter vertex can reach at least one emitter  $u$  through  $e^-(u)$ . Every emitter can reach all collectors afterwards. Every vertex can be reached by a collector  $v$  through  $e^+(v)$ .  $\square$

**Theorem 7.** Bidirectional fireworks covers have at most  $\binom{n}{2}/2 + O(n)$  edges.

*Proof.* The number of edges in  $\mathcal{T}^-$  and  $\mathcal{T}^+$  is linear in  $n$ . By Lemma 3, the number of emitters is at most  $n/2$ , and so is the number of collectors by Lemma 5. Some vertices may be both emitter and collector; however, the number of edges is maximized when  $X^-$  and  $X^+$  are disjoint, *i.e.*,  $H$  is a complete bipartite graph with  $n/2$  vertices in each part. Thus, the spanner contains at most  $n^2/4$  edges plus the edges of  $\mathcal{T}^-$  and  $\mathcal{T}^+$ .  $\square$

## 5 Recursing or Sparsifying

After applying the fireworks technique, one is left with a residual instance (or spanner) made of all the edges between emitters  $X^-$  and collectors  $X^+$ , together with all the edges corresponding to the arcs of  $\mathcal{T}^-$  and  $\mathcal{T}^+$ , these edges being denoted  $S^-$  and  $S^+$  for simplicity. As we will see, the algorithm may recurse several times due to dismantability, thus it is worth mentioning that variables  $\mathcal{G}$  and  $V$  refer to the instance of the current recursion. The algorithm considers two cases, depending on the outcome of the fireworks procedure. Either  $X^- \cup X^+ \neq V$  (Case 1) or  $X^- \cup X^+ = V$  (Case 2).

**Case 1** ( $X^- \cup X^+ \neq V$ ). In this configuration, at least one vertex  $v$  is neither emitter nor collector. By Lemma 4, there exists a journey of length at most two from  $v$  that arrives at some vertex  $u \neq v$  through  $e^-(u)$ . Similarly, by Lemma 6, there is a journey of length at most two from some vertex  $w \neq v$  to  $v$ , leaving  $w$  through  $e^+(w)$ . As a result,  $v$  is 2-hop dismantable (see Section 3). One can thus select the corresponding edges (at most four) for future inclusion in the spanner and recurse on  $\mathcal{G}[V \setminus v]$ ; that is, re-apply the fireworks technique from scratch. Then, either the recursion keeps entering Case 1 and dismants the graph completely, or it eventually enters Case 2.

**Case 2** ( $X^- \cup X^+ = V$ ). Both  $X^-$  and  $X^+$  have size at most  $n/2$  (Lemma 3 and 5), thus if their union is  $V$ , then both sets must be disjoint and of size exactly  $n/2$ . As a result, the graph which connects vertices of  $X^-$  to vertices of  $X^+$  (called  $H$  in Section 4) is a complete bipartite graph. In fact,  $H$  possesses even more structure; in particular, both  $S^-$  and  $S^+$  are perfect matchings—by contradiction, if this is not the case, then at least one of the in-tree (out-tree) contains more than one edge, resulting in strictly less than  $n/2$  emitters (collectors). Furthermore, every vertex is either an emitter or a collector, thus each of these edges connects an emitter with a collector, implying that the residual instance is  $H$  itself. Now, recall that every edge in  $S^-$  is locally minimum for the corresponding emitter (Fact 3.5), and every edge in  $S^+$  is locally maximum for the corresponding collector. We then have the following stronger property.

**Lemma 7.** *If the minimum edge of an emitter is not also the minimum edge of the corresponding collector in  $H$ , then the residual instance is 2-hop dismantlable. The same holds if the maximum edge of a collector is not also the maximum edge of the corresponding emitter in  $H$ .*

*Proof.* Let us prove this for minimum edges (a symmetrical argument applies for maximum edges). Consider an emitter  $u$  whose minimum edge  $\{u, v\} = e^-(u)$  leads to collector  $v$  such that  $\{u, v\} \neq e^-(v)$  in the bipartite graph. Then an edge with smaller label exists between  $v$  and another emitter  $u'$ , which creates a 2-hop journey from  $u'$  to  $u$  arriving through  $e^-(u)$ , implying that  $u'$  can delegate its emissions to  $u$ . Moreover, emitters and collectors are disjoint, thus  $u'$  is not a collector. As a result,  $u'$  already delegates its receptions to a collector (through a direct edge), thus  $u'$  is 2-hop dismantlable.  $\square$

Lemma 7 implies that either a vertex  $v$  is 2-hop dismantlable and the algorithm can recurse as in Case 1, or the edges of the matchings are minimum (resp. maximum) *on both sides*. An example of the latter case is given in Figure 9.

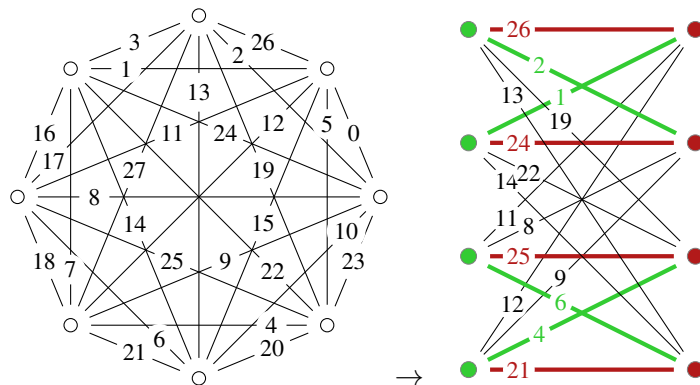


Figure 9: Temporal clique for which the output of the fireworks technique results in the second case: every vertex is either an emitter or a collector and the edges of the matchings are minimum (*resp.* maximum) on both sides. The minimum edges are depicted in light green and maximum edges in dark red.

In summary, either the algorithm recurses until the input clique is fully dismantled (through Case 1 or Case 2), resulting in a  $O(n)$ -dense spanner (Fact 2), or the *recursion stops* and the residual instance is sparsified further by a dedicated procedure, described now.

## 5.1 Sparsifying the Residual Instance

For simplicity, the sparsification of the residual instance is considered as a separate problem. The input is a labeled complete bipartite graph  $B = (X^-, X^+, E_B)$  where  $X^-$  is the set of emitters,  $X^+$  is the set of

collectors, and the labels are inherited from  $\mathcal{G}$ . There are two perfect matchings  $S^-$  and  $S^+$  in  $B$  such that the labels of the edges in  $S^-$  (resp.  $S^+$ ) are minimum (resp. maximum) locally to both of their endpoints (Lemma 7). The objective is to remove as many edges as possible from  $E_B$ , while preserving  $S^-$ ,  $S^+$ , and the fact that every emitter can reach *all* collectors by a journey. Indeed, these three properties ensure temporal connectivity of the graph (using the same arguments as in Theorem 6).

While both  $S^-$  and  $S^+$  are matchings, our algorithm effectively exploits this property with respect to  $S^+$  as follows.

**Fact 4.** *If an emitter can reach another emitter, then it can reach the corresponding collector by adding to its journey the corresponding edge of  $S^+$ .*

This property makes it possible to reduce the task of reaching some collectors to that of reaching the corresponding emitter in  $S^+$ . It is however impossible for an emitter  $u$  to make a complete delegation to another emitter  $v$ , because the existence of a journey from  $u$  to  $v$  arriving through  $e^-(v)$  would contradict the fact that  $S^-$  is also a matching. For this reason, when a journey from emitter  $u$  arrives at emitter  $v$ , some of  $v$ 's edges have already disappeared. Nevertheless, the algorithm exploits such *partial* delegations, while paying extra edges for the missed opportunities (contained within a logarithmic factor). This is done by means of an iterative procedure called *layered delegations*, described in the remainder of this section. Note the term iterative, not recursive; from now on, the instance has a fixed vertex set and it is sparsified until the final bound is reached.

### 5.1.1 Layered Delegations

The algorithm proceeds by *eliminating* half of the emitters in each step  $j$ , while selecting a set  $S_j$  of edges for inclusion in the spanner, so that the eliminated emitters can reach all collectors by a mixture of direct edges and indirect journeys through other emitters (partial delegations). The set of non-eliminated emitters at step  $j$  (called *alive*) is denoted by  $X_j^-$ , with  $X_1^- = X^-$ . The set of collectors  $X^+$  is invariant over the execution. We denote by  $k = n/2$  the initial degree of the emitters in  $B$  (one edge shared with each collector), and by  $e^i(v)$  the edge with the  $i^{\text{th}}$  smallest label (label of *rank*  $i$ ) locally to a vertex  $v$ , in particular  $e^1(v) = e^-(v)$  and  $e^k(v) = e^+(v)$ .

The  $k$  ranks are partitioned into subintervals of doubling size  $\mathcal{I}_j = [2^{j+2} - 7, 2^{j+3} - 8]$ , where  $j$  denotes the current step of the iteration, ranging from 1 to  $\log_2 k - 3$ . For simplicity, assume that  $k$  is a power of two, we explain below how to adapt the algorithm when this is not the case. For example, if  $k = 128$ , then  $\mathcal{I}_1 = [1, 8]$ ,  $\mathcal{I}_2 = [9, 24]$ ,  $\mathcal{I}_3 = [25, 56]$ , and  $\mathcal{I}_4 = [57, 120]$ . Computation step  $j$  is made with respect to the subgraph  $B_j = (X_j^-, X^+, E_j)$  where  $E_j = \{e^i(v) \in E_B : i \in \mathcal{I}_j, v \in X_j^-\}$ , namely the edges of the currently alive emitters, whose ranks are in the interval  $\mathcal{I}_j$ .

**Lemma 8.** *In each step  $j$ ,  $X_j^-$  can be split into two sets  $X_a$  and  $X_b$  such that  $|X_a| \geq |X_b|$  and every vertex in  $X_a$  can reach a vertex in  $X_b$  through a 2-hop journey (within  $B_j$ ).*

*Proof.* This proof is illustrated in Figure 10 for the particular case that  $j = 1$  (first step). The main idea is to show that the average degrees of collectors in  $B_j$  forces the existence of sufficiently many two-hop journeys among emitters. To start, observe that if a collector  $v$  shares an edge with  $d$  emitters in  $B_j$  (we say that these emitters *meet* at  $v$ ), then the emitter whose edge with  $v$  has the largest label can be reached by the  $d - 1$  other emitters through two-hop journeys. The proof proceeds by showing that, in each step  $j$ , the distribution of degrees over collectors forces the existence of sufficiently many such meetings among emitters. Here, the size of the first interval  $\mathcal{I}_j$  matters, as if one starts with intervals of size only 2 or 4 (say), then the density of edges remains insufficient for the argument to apply, and starting with 8 (in fact, any constant power of two) does not impact the asymptotic cost, as we will see. Also observe that the

doubling size of the rank intervals cancels out the halving size of  $X_j^-$  over the steps, leading to an average degree for collectors that remains constant over the steps (namely 8).

The generic calculation relative to step  $j$  is itself based on an iterative argument that one should be careful not to mistake with the outer loop varying  $j$ . Thus, keeping  $j$  fixed for the rest of the proof,  $X_a$  and  $X_b$  are built iteratively as follows: identify the collector  $c$  with highest degree and add all the corresponding emitters to  $X_a$  except for the one whose edge with  $c$  has largest label, which is added to  $X_b$ ; eliminate these emitters and repeat until  $X_a \geq X_j^-/2$ , then add the remaining emitters to  $X_b$ . To see why this work (and always terminates), observe that the average degree of 8 for collectors forces at least one collector to be of degree 8. In fact, by the pigeon hole principle, this property remains true as long as the number of emitters not being processed yet (i.e., in  $X_j^- \setminus (X_a \cup X_b)$ ) is larger than  $7/8 \cdot |X_j^-|$ , which guarantees that  $X_a$  has size at least  $1/8 \cdot 7/8 \cdot |X_j^-|$  when the number of non-processed emitters goes below that threshold. An analogous argument forces at least one collector to be of degree 7 so long as the number of non-processed emitters is above  $6/8 \cdot |X_j^-|$ , resulting in at least  $1/8 \cdot 6/7 \cdot |X_j^-|$  more emitters in  $X_a$  when the next threshold is attained (indeed, six emitters out of the seven considered enter  $X_a$ ). By iterating this argument, the size of  $X_a$  ends up being at least a fraction of  $X_j^-$  equal to  $1/8 \cdot (7/8 + 6/7 + 5/6 + 4/5 + 3/4 + 2/3 + 1/2) \simeq 0.66 \geq 0.5$ .  $\square$

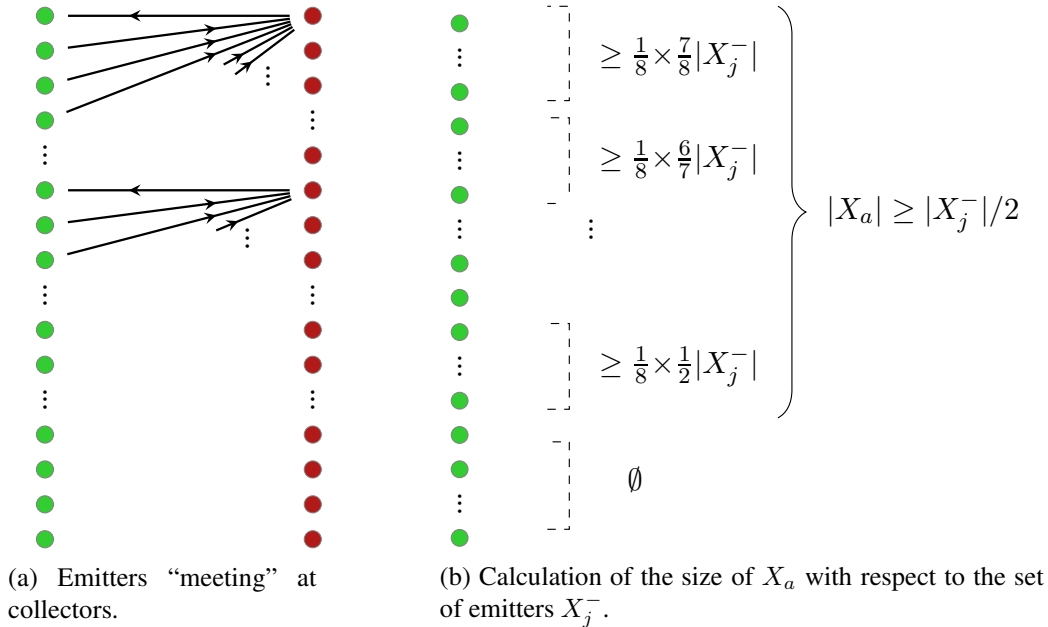


Figure 10: Illustration of the method used in the proof of Lemma 8.

**Remark 1.** The computation of  $X_a$  (described in the proof) proceeds by repeatedly considering the largest degree  $d$  of a collector and assigning  $d - 1$  of the corresponding emitters to  $X_a$  and one to  $X_b$ ; it is therefore a greedy algorithm. The process is to be stopped whenever  $X_a$  reaches half the size of  $X_j^-$ . If  $X_a$  exceeds this threshold during step  $j$ , then some emitters can be arbitrarily transferred from  $X_a$  to  $X_b$  to preserve the fact that  $|X_{j+1}^-|$  is a power of two. The case that  $|X_1^-| = k$  is not a power of two is addressed similarly after the first iteration, in order to set the size of  $X_b$  to the highest power of two below  $k$ .

**How  $X_a$  and  $X_b$  are then used:** When an emitter  $u$  in  $X_a$  can reach another emitter  $v$  in  $X_b$ , the corresponding journey arrives at  $v$  through some edge  $e^i(v)$  with  $i \in \mathcal{I}_j$ . We say that  $u$  partially delegates its emissions to  $v$  in the sense that all collectors that  $v$  can reach after this time can *de facto* be reached from

$u$  (through  $v$ ), the other collectors being possibly no longer reachable from  $v$  after this time. Thus, the delegation is *partial*.

**Lemma 9.** *If an emitter  $u$  makes a partial delegation to  $v$  in step  $j$ , then the number of collectors that  $u$  may no longer reach through  $v$  is at most  $2^{j+3} - 8$ .*

*Proof.* This number is the largest value in the current interval; it corresponds to the largest rank of the edge through which the journey from  $u$  may have arrived at  $v$ . All the edges whose rank locally to  $v$  is larger than  $2^{j+1} - 2$  can still be used and thus the corresponding collectors are still reachable. (In fact, the collector corresponding to the edge with last index in  $\mathcal{I}_j$  locally to  $v$  can also be considered as reached, but this is a detail.)  $\square$

A partial delegation from  $u$  to  $v$  in step  $j$  implies the removal of  $u$  from the set of emitters, the selection of the two edges of the journey from  $u$  to  $v$ , and the selection of at most  $2^{j+3} - 8$  direct edges between  $u$  and the missed collectors. This implies the following fact.

**Fact 5.** *In each step  $j$ , at most  $2^{j+3}$  edges are selected relative to every eliminated emitter.*

More globally, let  $J_j$  be the edges used in all the delegation journeys from vertices in  $X_a$  to vertices in  $X_b$  in step  $j$ , and  $D_j$  the union of direct edges towards missed collectors. Let  $S_j = J_j \cup D_j$ . The algorithm thus consists of selecting all the edges in  $S_j$  for inclusion into the spanner. Then  $X_{j+1}^-$  is set to  $X_b$  and the iteration proceeds with the next step. The computation goes for  $j$  ranging from 1 to  $\log_2 k - 3$ , which leaves exactly *eight* final emitters alive. All the remaining edges of these emitters (call them  $S_{last}$ ) are finally selected. Overall, the final spanner is the union of all selected edges, plus the edges corresponding to the two initial matchings, *i.e.*,  $S = (\cup_j S_j) \cup S_{last} \cup S^- \cup S^+$ .

**Theorem 8.**  *$S$  is a temporal spanner of the complete bipartite graph  $B$  and it is made of  $\Theta(n \log n)$  edges.*

*Proof.* The key observation for establishing *validity* of the spanner is that eliminated emitters reach all collectors either directly or through an emitter that can still reach this collector *afterwards*. This property applies transitively (thanks to the disjoint and increasing intervals) until eight emitters remain, all the edges of which are selected for simplicity. Therefore, every initial emitter can reach all collectors. The rest of the arguments are the same as in the proof of Theorem 6: all vertices in the input clique can reach at least one emitter  $u$  through  $e^-(u)$ , and be reached by at least one collector  $v$  through  $e^+(v)$ .

Regarding the size of the spanner, in step  $j$ ,  $\frac{k}{2^j}$  emitters are eliminated and at most  $2^{j+3}$  edges are selected for each of them (Fact 5), amounting to at most  $8k = 4n$  edges. The number of iterations is  $\Theta(\log k) = \Theta(\log n)$ . Finally, the sets  $S_{last}$ ,  $S^-$ , and  $S^+$  each contain  $\Theta(n)$  edges (and  $S^+$  is actually included in  $S_{last}$ ).  $\square$

**Theorem 9.** *Simple temporal cliques always admit  $O(n \log n)$ -sparse spanners.*

*Proof.* In each recursion of the global algorithm, either the residual instance of the fireworks procedure is 2-hop dismantlable and the algorithm recurses on a smaller instance induced by a removed vertex, after selecting a *constant* number of edges, or the algorithm computes a  $\Theta(n \log n)$ -sparse spanner of the residual instance through the layered delegation process. Let  $n_1$  be the number of times the graph is 2-hop dismantled and  $n_2 = n - n_1$  be the number of vertices of the residual instance when the layered delegation process begins (if applicable, 0 otherwise). The resulting spanner has  $\Theta(n_1) + \Theta(n_2 \log n_2) = O(n \log n)$  many edges.  $\square$

## 6 Time Complexity

This short section reviews the cost in time of the main components involved in the algorithm. This discussion is by no means a detailed analysis, its purpose is rather to sustain the claim that the overall algorithm runs in polynomial time. To start, observe that whenever the algorithm recurses, the number of vertices is reduced by one, and in each recursion the fireworks process is run twice (forward and backward), possibly followed by the layered delegation processes, in which case the algorithm subsequently terminates. The fireworks process will thus run less than  $2n$  times and the delegation process at most one time. The fireworks process first identifies the edges which are minimum (maximum) for at least one vertex. Then, it transforms this structure by means of a set of local operations consisting of flipping edges (at most once) or discarding them. As for layered delegations, the main operation is the composition of the delegation sets  $X_a$  and  $X_b$ , which is done a logarithmic number of times by a greedy procedure whose main operation is to examine the degrees of all collectors to detect the local maximum among their labels. In light of these observations, we hope that it is clear to the reader that the overall running time is polynomial.

## 7 Open Questions

Despite extensive computer search, we were not able to find an instance (out of hundred of millions of instances of different sizes) which does not admit a spanner of either  $2n - 3$  or  $2n - 4$  edges. The latter is actually a lower bound, as a classical result in gossip theory (see *e.g.*, Facts F29 through F32 in [13]) can be adapted to rule out the possibility that a graph with single labels is temporally connected with less than  $2n - 4$  edges. Interestingly, we found many instances which are neither pivotable (see Section 2.3) nor  $k$ -hop dismantlable (see Section 3), and yet admit a spanner of size  $2n - 3$  or  $2n - 4$ . This suggests further investigation to understand the structure of simple temporal cliques. In particular:

**Open question 1.** *Do simple temporal cliques always admit  $\Theta(n)$ -sparse temporal spanners?*

**Open question 2.** *Do simple temporal cliques always admit temporal spanners with at most  $2n - 3$  edges?*

A first step towards answering these questions might be to show that this is true in a probabilistic sense, which seems to be the case. More precisely, let a random simple temporal clique be built by assigning to every edge  $e_i$  the timestamp  $\pi[i]$ , where  $\pi$  is a random permutation of  $[\binom{n}{2}]$ . Preliminary experiments actually suggest that random temporal cliques may asymptotically almost surely (*a.a.s.*) be both pivotable and fully-dismantlable (*i.e.*, the probability that this is the case tends to 1 as  $n$  goes to infinity).

**Open question 3.** *Do random simple temporal cliques *a.a.s.* admit spanners of at most  $2n - 3$  edges?*

**Open question 4.** *Are random simple temporal cliques *a.a.s.* ( $k$ -hop) dismantlable?*

**Open question 5.** *Are random simple temporal cliques *a.a.s.* pivotable?*

Finally, a natural question is whether a more general class than complete graphs may admit sparse spanners, and what is the role of density *per se*. The family of counter-examples from Axiotis and Fotakis [5] have asymptotic density  $1/9$ , which leaves a significant gap between this family and that of complete graphs.

**Open question 6.** *Is there a larger class of dense graphs than complete graphs that always admit  $o(n^2)$ -sparse temporal spanners?*



## 8 Concluding remarks

In this paper, we established that sparse temporal spanners always exist in temporal cliques, proving constructively that one can find  $O(n \log n)$  edges that suffice to preserve temporal connectivity. Our results hold for non-strict journeys with single or multiple labels on each edge, and strict journeys with single or multiple labels on each edge with the property that there is a subset of locally exclusive single labels. Our results give the first positive answer to the question of whether any class of dense graphs always has sparse temporal spanners.

To prove our results, we introduced several techniques (pivotability, delegation, dismountability and  $k$ -hop dismountability, forward and backward fireworks, partial delegation, and layered delegations), all of which are original and some of which might be of independent interest. Whether some of these techniques can be used for more general classes of graphs is an open question. Delegation and dismounting rely explicitly on the graph being complete; however, refined versions of these techniques like partial delegation might have wider applicability.

One of the main open question is whether sparse spanners exist in more general classes of dense graphs, keeping in mind that some dense graphs are unsparsifiable. Another is whether a better density than  $O(n \log n)$  can be achieved in the particular case of temporal cliques, in particular  $O(n)$ -sparse spanners. Experiments that we have conducted suggest that spanners with  $O(n)$  edges might always exist. At a deeper level, all these questions pertain to identifying and studying analogues of spanning trees in temporal graphs, which do not enjoy the same matroid structure as in standard graphs and seem much more complex.

## References

- [1] Alfred V. Aho, John E. Hopcroft, and Jeffrey D. Ullman. *Data Structures and Algorithms*. Addison-Wesley, 1983.
- [2] Eleni C. Akrida, Leszek Gasieniec, George B. Mertzios, and Paul G. Spirakis. The complexity of optimal design of temporally connected graphs. *Theory of Computing Systems*, 61(3):907–944, 2017.
- [3] Sunil Arya, David M Mount, and Michiel Smid. Dynamic algorithms for geometric spanners of small diameter: Randomized solutions. *Computational Geometry*, 13(2):91–107, 1999.
- [4] B. Awerbuch and S. Even. Efficient and reliable broadcast is achievable in an eventually connected network. In *Proceedings of 3rd Symposium on Principles of Distributed Computing (PODC)*, pages 278–281, 1984.
- [5] Kyriakos Axiotis and Dimitris Fotakis. On the size and the approximability of minimum temporally connected subgraphs. In *43rd International Colloquium on Automata, Languages, and Programming (ICALP)*, pages 149:1–149:14, 2016.
- [6] Bin-Minh Bui-Xuan, Afonso Ferreira, and Aubin Jarry. Computing shortest, fastest, and foremost journeys in dynamic networks. *International Journal of Foundations of Computer Science*, 14(2):267–285, 2003.
- [7] Arnaud Casteigts, Paola Flocchini, Walter Quattrociocchi, and Nicola Santoro. Time-varying graphs and dynamic networks. *International Journal of Parallel, Emergent and Distributed Systems*, 27(5):387–408, 2012.
- [8] Arnaud Casteigts, Anne-Sophie Himmel, Hendrik Molter, and Philipp Zschoche. The computational complexity of finding temporal paths under waiting time constraints. *CoRR*, abs/1909.06437, 2019.

- [9] Paul Chew. There is a planar graph almost as good as the complete graph. In *Proceedings of 2nd Symposium on Computational Geometry*, pages 169–177, 1986.
- [10] Michael Elkin. A near-optimal distributed fully dynamic algorithm for maintaining sparse spanners. In *Proc. of 26th ACM Symp. on Principles of Distributed Computing*, pages 185–194, 2007.
- [11] Thomas Erlebach, Michael Hoffmann, and Frank Kammer.
- [12] Lee-Ad Gottlieb and Liam Roditty. Improved algorithms for fully dynamic geometric spanners and geometric routing. In *19th ACM-SIAM Symposium on Discrete Algorithms (SODA)*, pages 591–600, 2008.
- [13] H.A. Harutyunyan, A.L. Liestman, J.G. Peters, and D. Richards. Broadcasting and gossiping in communication networks. In P. Zhang J.L. Gross, J. Yellen, editor, *Handbook of Graph Theory, Second Edition*, chapter 12.2, pages 1477–1494. CRC Press, 2013.
- [14] Petter Holme and Jari Saramäki. *Temporal Networks*. Springer, 2013.
- [15] D. Kempe, J. Kleinberg, and A. Kumar. Connectivity and inference problems for temporal networks. In *32nd ACM Symposium on Theory of Computing (STOC)*, pages 504–513, 2000.
- [16] David Kempe, Jon Kleinberg, and Amit Kumar. Connectivity and inference problems for temporal networks. *Journal of Computer and System Sciences*, 64(4):820–842, 2002.
- [17] Giuseppe Antonio Di Luna, Stefan Dobrev, Paola Flocchini, and Nicola Santoro. Distributed exploration of dynamic rings. *Distributed Comput.*, 33(1):41–67, 2020.
- [18] George B. Mertzios, Hendrik Molter, Rolf Niedermeier, Viktor Zamaraev, and Philipp Zschoche. Computing maximum matchings in temporal graphs. In *37th Int. Symp. on Theoretical Aspects of Computer Science, (STACS)*, volume 154 of *LIPICs*, pages 27:1–27:14.
- [19] Othon Michail and Paul G Spirakis. Elements of the theory of dynamic networks. *Communications of the ACM*, 61(2):72–72, 2018.
- [20] Giri Narasimhan and Michiel Smid. *Geometric Spanner Networks*. Cambridge Univ. Press, 2007.
- [21] Ariel Orda and Raphael Rom. Shortest-path and minimum-delay algorithms in networks with time-dependent edge-length. *Journal of the ACM (JACM)*, 37(3):607–625, 1990.
- [22] David Peleg and Alejandro A Schäffer. Graph spanners. *Journal of Graph Theory*, 13(1):99–116, 1989.
- [23] Tiphaine Viard, Matthieu Latapy, and Clémence Magnien. Computing maximal cliques in link streams. *Theoretical Computer Science*, 609:245–252, 2016.
- [24] Richard M. Wilson. Decompositions of complete graphs into subgraphs isomorphic to a given graph. In *Proceedings of 5th British Combinatorial Conference*, pages 647–659. Congressus Numerantium XV, 1975.
- [25] Philipp Zschoche, Till Fluschnik, Hendrik Molter, and Rolf Niedermeier. The complexity of finding small separators in temporal graphs. In *43rd International Symposium on Mathematical Foundations of Computer Science (MFCS)*, pages 45:1–45:17, 2018.

## A Appendix

In this appendix, we present adversarial families of instances which are not pivotable and not dismantlable.

### A.1 Adversarial Families

#### A.1.1 Non-pivotable Graphs

We explain how to construct non-pivotable graphs of arbitrary sizes. The construction ensures that there is a time  $t$  before which no vertex can be reached by all vertices, and after which no vertex can reach all vertices. The choice of  $t$  does not matter, as moving it forward or backward could only worsen one of the directions. Thus, the simple existence of such a  $t$  rules out the existence of a pivot vertex. The construction is first presented with respect to the 6-vertex clique of Figure 11, then we explain how to generalize it. Thus, let  $n = 6$ . In this case, let  $t = 7$  and let us consider the two periods  $[0, 7]$  and  $[8, 14]$ . Looking at the

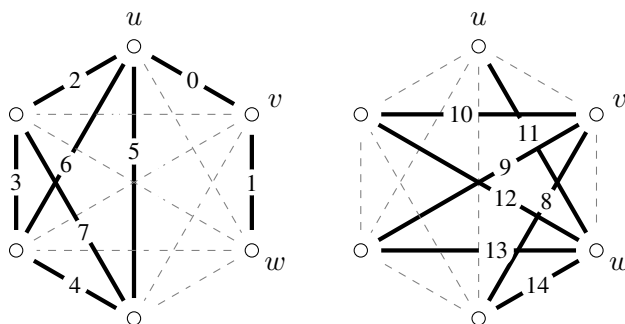


Figure 11: Example of a non-pivotable clique seen as the union of two specific subgraphs which represent the periods  $[1, 7]$  (left) and  $[8, 14]$  (right).

graph, observe that none of the vertices can be reached by all the others during the first period. This is true because (1) the only vertex that  $w$  can reach is  $v$ , making  $v$  the only candidate, and (2) none of the other vertices (except  $u$ ) can reach  $v$ . Similarly, none of the vertices can reach all the others in the second period. This is true because (1)  $u$  can only be reached by  $w$ , making  $w$  the only candidate, and (2)  $w$  cannot reach  $v$  in the second period.

The construction can be generalized to any larger value of  $n$  by choosing three vertices to play the same role as  $u$ ,  $v$ , and  $w$ . The graph of the first period corresponds to a subclique on  $n - 2$  vertices (including  $u$ , but not  $v$  and  $w$ ), plus the two edges  $\{u, v\}$  and  $\{v, w\}$ . Thus  $t = \binom{n-2}{2} + 1$ . The labeling assigns 0 to  $\{u, v\}$ , 1 to  $\{v, w\}$ , and all values in  $[3, t]$  to the edges of the subclique (arbitrarily). By the same argument as above, none of the vertices can be reached by all others during the first period. As for the second period, the labeling must ensure that all the edges of  $w$  have a larger label than all the edges of  $v$ , and that  $\{u, w\}$  is assigned the smallest label among the edges incident to  $w$ , which results in direct applicability of the same argument as above. Thus, none of the vertices can reach all the others during the second period.

**Remark 2.** One may be tempted to make both periods overlap by one unit, so that the edge labeled  $t$  can be used for both directions. However, this would have no decisive effect on the construction.

#### A.1.2 Non-dismountable Graphs

We explain how to construct arbitrarily large simple temporal cliques which are not  $k$ -hop dismantlable for all  $k$  (non-dismountable, for short). To start, consider a 4-vertex clique in which the local relations among labels is the same as in Figure 12. Such a clique is non-dismountable, because none of the vertices

can (1) reach a vertex  $u$  through  $e^-(u)$  and (2) be reached from a vertex  $v$  through  $e^+(v)$ . An arbitrarily

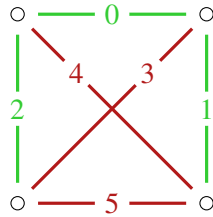


Figure 12: Example of a non-dismountable clique on 4 vertices.

large clique can be built by making copies of this clique and assigning labels so that the local minima and maxima in each copy behave as in the original clique. An example with 8 vertices (thus 28 edges) is shown in Figure 13. All the other edges are assigned an intermediate label, *i.e.*, whose value is between the local minima and maxima, which prevents journeys between different cliques that arrive through a minimum edge (or leave through a maximum edge). This construction can be generalized to any number of vertices which is a multiple of 4.

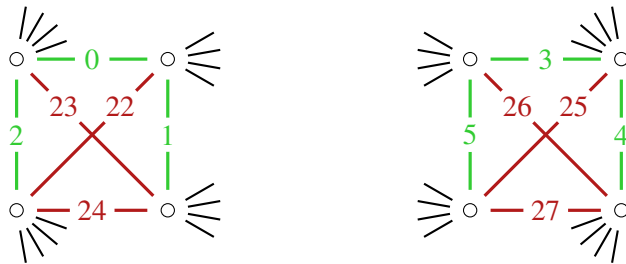


Figure 13: Example of a non-dismountable clique on 8 vertices.

**Remark 3.** *The given construction for non-dismountable graphs makes it possible to find a pivot vertex. However, experiments that we conducted suggest that there exist instances of arbitrary sizes which are neither pivotable nor dismountable.*